

**GENERAL FUND BUDGETARY COMPARISON SCHEDULE RATIONALE**

The Budgetary Comparison Schedule as reported in the Commonwealth of Pennsylvania's (Commonwealth) Comprehensive Annual Financial Report (CAFR) is compiled from several source documents. Those source documents include the Governor's Executive Budget (GEB), the Department of Revenue Monthly Report (DOR), the Status of Appropriations (SOA), the Statement of Unappropriated Surplus, and the authorizing Expenditure Symbol Notifications (ESN). Below is a copy of the General Fund Budgetary Comparison Schedule with references (in red) to these source documents. The reference notes are provided in the tables that follow immediately after this Schedule. These notes provide the relationship between the individual line items and the source documents, copies of which are presented following the narrative.

*Commonwealth of Pennsylvania*  
**Budgetary Comparison Schedule**  
**Budgeted Major Funds**  
**General Fund**

**For the Fiscal Year Ended June 30, 2020**

**(A)**

**(B)**

**(C)**

<b>(Expressed in Thousands)</b>					
	<b>Original Budget</b>	<b>Difference</b>	<b>Final Budget</b>	<b>Difference</b>	<b>Actual (Budgetary Basis)</b>
<b>REVENUES:</b>					
State Programs:					
Corporation Taxes.....	\$ 5,608,400	\$ (188,000)	\$ 5,420,400	\$ (581,392)	\$ 4,839,008
Consumption Taxes.....	12,956,000	104,000	13,060,000	(801,702)	12,258,298
Other Taxes.....	16,360,200	178,500	16,538,700	(2,025,152)	14,513,548
<b>TOTAL TAX REVENUE.....</b>	<b>34,924,600</b>	<b>94,500</b>	<b>35,019,100</b>	<b>(3,408,246)</b>	<b>31,610,854</b>
NonTax Revenue.....	572,200	105,500	677,700	(12,769)	664,931
<b>TOTAL REVENUE STATE.....</b>	<b>35,496,800</b>	<b>A-1 200,000</b>	<b>35,696,800</b>	<b>B-1 (3,421,015)</b>	<b>32,275,785 C-1</b>
less: Refunds.....	(1,306,000)	A-2 156,000	(1,150,000)	B-2 -	(1,150,000) C-2
plus: Departmental services.....	5,563,087	A-3 -	5,563,087	B-3 (63,765)	5,499,322 C-3
<b>TOTAL STATE PROGRAMS.....</b>	<b>39,753,887</b>	<b>356,000</b>	<b>40,109,887</b>	<b>(3,484,780)</b>	<b>36,625,107</b>
Federal Programs.....	28,228,217	A-4 8,258,755	36,486,972	B-4 -	36,486,972 C-4
<b>TOTAL REVENUES.....</b>	<b>67,982,104</b>	<b>8,614,755</b>	<b>76,596,859</b>	<b>(3,484,780)</b>	<b>73,112,079</b>
<b>EXPENDITURES:</b>					
State Programs:					
State funds.....	39,557,982	A-5 125,333	39,683,315	B-5 (93,765)	39,589,550 C-5
<b>TOTAL STATE PROGRAMS.....</b>	<b>39,557,982</b>	<b>125,333</b>	<b>39,683,315</b>	<b>(93,765)</b>	<b>39,589,550</b>
Federal Programs.....	28,228,217	A-6 8,258,755	36,486,972	B-6 -	36,486,972 C-6
<b>TOTAL EXPENDITURES.....</b>	<b>67,786,199</b>	<b>8,384,088</b>	<b>76,170,287</b>	<b>(93,765)</b>	<b>76,076,522</b>
<b>REVENUES AND OTHER SOURCES OVER (UNDER) EXPENDITURES AND OTHER USES.....</b>	<b>195,905</b>	<b>230,667</b>	<b>426,572</b>	<b>(3,391,015)</b>	<b>(2,964,443)</b>
<b>OTHER FINANCING SOURCES (USES):</b>					
Current year lapses *.....	-	-	-	B-7 -	-
Prior year lapses.....	-	200,000	200,000	B-8 -	200,000 C-7
Transfer from Budget Stabilization Reserve Fund.....	-	-	-	-	-
Transfer to Budget Stabilization Reserve Fund.....	-	(1,086)	(1,086)	1,086	-
<b>TOTAL OTHER FINANCING SOURCES (USES).....</b>	<b>-</b>	<b>198,914</b>	<b>198,914</b>	<b>1,086</b>	<b>200,000 C-8</b>
<b>REVENUES AND OTHER SOURCES OVER (UNDER) EXPENDITURES AND OTHER USES.....</b>	<b>195,905</b>	<b>429,581</b>	<b>625,486</b>	<b>(3,389,929)</b>	<b>(2,764,443)</b>
<b>FUND BALANCE</b>					
<b>(BUDGETARY BASIS), JUNE 30, 2019, RESTATED.....</b>	<b>-</b>	<b>A-7 9,000</b>	<b>9,000</b>	<b>B-9 21,373</b>	<b>30,373 C-9</b>
<b>FUND BALANCE</b>					
<b>(BUDGETARY BASIS), JUNE 30, 2020.....</b>	<b>\$ 195,905</b>	<b>\$ 438,581</b>	<b>\$ 634,486</b>	<b>\$ (3,368,556)</b>	<b>\$ (2,734,070) C-10</b>

\* Current year lapse amount in the Actual (Budgetary Basis column) is already netted out of the state expenditure amount.

**(A)-Original Budget:**

The original budget column reports the amounts that were enacted/adopted by both the executive and legislative branches of Pennsylvania government prior to the beginning of the fiscal year. The source documentation for amounts displayed in the original budget column are reported in the Governor's Executive Budget (GEB), with the exception of federal revenue and federal expenditures, and departmental services. The source documents for the federal revenue and federal expenditures are the federal ledgers as reported in the Status of Appropriations (SOA).

<b>Budget to Actual Ref.</b>		<b>Page Number</b>
<b>A-1</b>	<b>Total Revenue State</b> – Governor's Executive Budget (GEB 20-21) Page C1-25, (2019-20 Official Estimate)	<b>4</b>
<b>A-2</b>	<b>Refunds</b> – GEB 20-21 Page C1-5 2019-20 Available Column	<b>5</b>
<b>A-3</b>	<b>Departmental Services</b> – SAP SOA Pd 7/2019 State Ledgers, Estimated Augmentations \$5,563,087	<b>6</b>
<b>A-4</b>	<b>Federal Program Revenue</b> – SAP SOA Federal Ledgers	<b>8</b>
<b>A-5</b>	<b>State Program Expenditures</b> – Appropriations/Executive Authorizations By ESN Original Budget various ESNs \$33,994,895 Plus: Estimated Augmentations, SAP SOA Pd 7/2019 (refer to A-3 above) <u>\$5,563,087</u> Total \$39,557,982	<b>10 &amp; 11</b>  <b>6</b>
<b>A-6</b>	<b>Federal Program Expenditures</b> – SAP SOA Federal Ledgers	<b>8</b>
<b>A-7</b>	<b>Fund Balance June 30, 2019 Restated</b> – GEB 20-21 Page C1-5 2018-19 Actual Column Ending Balance	<b>5</b>

**(B)-Final Budget:**

The final budget column reports the original budget amounts at fiscal year end and any adjustments that may have been made to the approved spending plan. This is referred to as rebudget and may include additional spending authority. The source documentation for amounts displayed in the final budget column are reported in the GEB, with the exception of federal revenue and federal expenditures, and departmental services.

<b>Budget to Actual Ref.</b>		<b>Page Number</b>
<b>B-1</b>	<b>Total Revenue State</b> – GEB 20-21 Page C1-25, (2019-20 Revised Estimate)	<b>4</b>
<b>B-2</b>	<b>Refunds</b> – Appropriation 20018 final budget updated by ESN 19-219	<b>18 &amp; 66</b>
<b>B-3</b>	<b>Departmental Services</b> – Departmental Services – SAP SOA Pd 7/2019 State Ledgers, Estimated Augmentations (refer to A-3 above)	<b>6</b>
<b>B-4</b>	<b>Federal Program Revenue</b> – SAP SOA Pd 13/2019 Federal Ledgers Pre-Commitments \$2,224 Commitments \$1,196,599 Actual Expenditures \$27,815,362 Available Balance <u>\$7,472,787</u> Total \$36,486,972	<b>8 &amp; 9</b>
<b>B-5</b>	<b>State Program Expenditures</b> – Appropriations/Executive Authorizations by ESN Original Budget various ESNs \$33,994,895 Plus: Estimated Augmentations, SAP SOA Pd 7/2019 (refer to A-3 above) \$5,563,087 FY 19 Approved Supplementals \$43,580 ESN 20-040 FY 19 Supplementals <u>\$81,753</u> Total \$39,683,315	<b>10, 12 - 18</b>  <b>6</b> <b>10</b> <b>10</b> <b>10, 12 - 18</b>
<b>B-6</b>	<b>Federal Program Expenditures</b> – SAP SOA Pd 13/2019 Federal Ledgers Pre-Commitments \$2,224 Commitments \$1,196,599 Actual Expenditures \$27,815,362 Available Balance <u>\$7,472,787</u> Total \$36,486,972	<b>8 &amp; 9</b>
<b>B-7</b>	<b>Current Year Lapses</b> – GEB 20-21 Page C1-5, 2019-20 Available Column	<b>5</b>
<b>B-8</b>	<b>Prior Year Lapses</b> – GEB 20-21 Page C1-5, 2019-20 Available Column	<b>5</b>
<b>B-9</b>	<b>Fund Balance June 30, 2019 Restated</b> – GEB 20-21 Page C1-5, 2019-20 Available Column Adjusted Beginning Balance, ESN 19-103	<b>5 &amp; 54</b>

**(C)-Actual (Budgetary Basis):**

The actual (budgetary basis) column reports the final amounts of revenue, expenditure and fund balance on a budgetary basis. The source documentation for amounts displayed in the actual (budgetary basis) column are reported in the DOR, SOA and Statement of Unappropriated Surplus.

<b>Budget to Actual Ref.</b>		<b>Page Number</b>
<b>C-1</b>	<b>Total Revenue State</b> – Department of Revenue (DOR) Actual June 2020 Revenue, DOR Monthly Report Page 5	<b>7</b>
<b>C-2</b>	<b>Refunds</b> – SAP SOA Pd 13/2019, SAP Appropriation 20018	<b>18</b>
<b>C-3</b>	<b>Departmental Services</b> – SAP SOA Pd 13/2019 State Ledgers, Actual Augmentations Column	<b>18</b>
<b>C-4</b>	<b>Federal Program Revenue</b> – SAP SOA Pd 13/2019 Federal Ledgers Pre-Commitments \$2,224 Commitments \$1,196,599 Actual Expenditures \$27,815,362 Available Balance <u>\$7,472,787</u> Total \$36,486,972	<b>9</b>
<b>C-5</b>	<b>State Program Expenditures</b> – SAP SOA Pd 13/2019 State Ledgers Pre-Commitments \$13,474 Commitments \$439,612 Actual Expenditures \$37,963,860 Available Balance <u>\$1,172,604</u> Total \$39,589,550	<b>12 - 18</b>
<b>C-6</b>	<b>Federal Program Expenditures</b> – SAP SOA Pd 13/2019 Federal Ledgers Pre-Commitments \$2,224 Commitments \$1,196,599 Actual Expenditures \$27,815,362 Available Balance <u>\$7,472,787</u> Total \$36,486,972	<b>9</b>
<b>C-7</b>	<b>Prior Year Lapses</b> – SAP SOA Pd 13/2019 State Appropriations \$191,109 State Executive Authorizations \$8,838 Continuing Ledgers <u>\$53</u> Total \$200,000	<b>19</b>
<b>C-8</b>	<b>Transfer to Budget Stabilization Fund</b> \$0.00	<b>N/A</b>
<b>C-9</b>	<b>Fund Balance June 30, 2019 Restated</b> – FY 2019-20 Statement of Unappropriated Surplus Statement Adjusted Beginning Balance, ESN 19-103, 19-139, 19-178 & 19-184	<b>10 &amp; 19</b>
<b>C-10</b>	<b>Fund Balance June 30, 2020</b> – Statement of Unappropriated Surplus Statement Ending Balance at June 30, 2020	<b>19</b>

# General Fund Revenues

## Adjustments to Revenue Estimate

On June 28, 2019, the Official Estimate for fiscal year 2019-20 was certified to be \$35,496,800,000. The adjustments detailed below take into account actual revenue collections through the first six months of the fiscal year and projected collections for the remainder of the fiscal year based on current expectations for the economy and revenue trends as well as tax proposals for the budget.

	(Dollar Amounts in Thousands)		
	2019-20 Official Estimate	Adjustments	2019-20 Revised Estimate
<b>TAX REVENUE</b>			
<b>Corporation Taxes</b>			
Corporate Net Income Tax.....	\$ 3,558,000	\$ -157,500	\$ 3,400,500
Selective Business:			
Gross Receipts Tax.....	1,229,000	-37,000	1,192,000
Public Utility Realty Tax.....	36,600	-1,000	35,600
Insurance Premiums Tax.....	410,700	10,000	420,700
Financial Institutions Tax.....	374,100	-2,500	371,600
Total — Corporation Taxes.....	<u>\$ 5,608,400</u>	<u>\$ -188,000</u>	<u>\$ 5,420,400</u>
<b>Consumption Taxes</b>			
Sales and Use Tax.....	\$ 11,454,400	\$ 140,800	\$ 11,595,200
Cigarette Tax.....	945,400	-27,500	917,900
Other Tobacco Products Tax.....	134,700	-5,300	129,400
Malt Beverage Tax.....	22,700	100	22,800
Liquor Tax.....	398,800	-4,100	394,700
Total — Consumption Taxes.....	<u>\$ 12,956,000</u>	<u>\$ 104,000</u>	<u>\$ 13,060,000</u>
<b>Other Taxes</b>			
Personal Income Tax.....	\$ 14,570,100	\$ 171,600	\$ 14,741,700
Realty Transfer Tax.....	555,800	-2,800	553,000
Inheritance Tax.....	1,100,100	13,800	1,113,900
Gaming.....	181,100	-800	180,300
Minor and Repealed Taxes.....	-46,900	-3,300	-50,200
Total — Other Taxes.....	<u>\$ 16,360,200</u>	<u>\$ 178,500</u>	<u>\$ 16,538,700</u>
<b>TOTAL TAX REVENUE.....</b>	<b>\$ 34,924,600</b>	<b>\$ 94,500</b>	<b>\$ 35,019,100</b>
<b>NONTAX REVENUE</b>			
State Stores Fund Transfer.....	\$ 185,100	\$ 0	\$ 185,100
Licenses Fees and Miscellaneous:			
Licenses and Fees.....	174,100	-9,900	164,200
Miscellaneous.....	138,900	118,700	257,600
Fines, Penalties and Interest:			
Other.....	74,100	-3,300	70,800
<b>TOTAL NONTAX REVENUES.....</b>	<b>\$ 572,200</b>	<b>\$ 105,500</b>	<b>\$ 677,700</b>
<b>GENERAL FUND TOTAL.....</b>	<b><u>\$ 35,496,800</u></b> <b>A-1</b>	<b><u>\$ 200,000</u></b>	<b><u>\$ 35,696,800</u></b> <b>B-1</b>

## Financial Statement

The following financial statement and accompanying notes are a summary of the General Fund revenues and expenditures for the 2018-19 actual year, 2019-20 available year and 2020-21 budget year. The financial statement excludes augmentations and Federal funds that are detailed in subsequent tables.

(Dollar Amounts in Thousands)

	2018-19 Actual	2019-20 Available	2020-21 Estimated
<b>Beginning Balance</b> .....	\$ 22,362	\$ 0	\$ 3,257
Adjustment to Beginning Balance.....	-55,847	9,000	0
Adjusted Beginning Balance.....	\$ -33,485	\$ 9,000 B-9	\$ 3,257
<b>Revenue:</b>			
Revenue Receipts.....	\$34,857,878	\$35,696,800	\$37,299,800
Less Refunds.....	-1,306,000	-1,306,000 A-2	-1,316,000
Total Revenue.....	\$33,551,878	\$34,390,800	\$35,983,800
Prior Year Lapses.....	200,000	200,000 B-8	75,000
Funds Available.....	\$33,718,393	\$34,599,800	\$36,062,057
<b>Expenditures:</b>			
Appropriations.....	\$33,401,521	\$34,007,687	\$36,055,896
Supplemental Appropriations.....	0	587,770	0
Total State Expenditures.....	\$33,401,521	\$34,595,457	\$36,055,896
Preliminary Balance.....	\$ 316,872	\$ 4,343	\$ 6,161
Less Transfer to Budget Stabilization			
Reserve Fund.....	-316,872	-1,086	-1,540
<b>Ending Balance</b> .....	<u>\$ 0 A-7</u>	<u>\$ 3,257</u>	<u>\$ 4,621</u>

**ORIGINAL/FINAL BUDGET & ACTUAL DEPARTMENTAL SERVICES**

**ORIGINAL**

**Filter**  
 99 Fund Indicator !X  
 Approp Fiscal Yr 2019  
 Approp Ledger Cd 1\*; 2\*; 3\*; !Pur of Inv - Sh Term; !Pur of Inv - Lg Term  
 Business area 10 - 99  
 Chart of accounts COPA  
 Controlling area COPA  
 Fiscal year variant V6  
 FM area COPA  
 Fund Type 001

**Variables**

Business Area 10 - 99  
 Posting Period 7  
 Fiscal Year 2019  
 Fund Type General Fund  
 Approp Ledger 1\*; 2\*; 3\*  
 Approp Fiscal Year 2019

**ACTUAL AUGS**

**Filter**  
 99 Fund Indicator !X  
 Approp Fiscal Yr 2019  
 Approp Ledger Cd 1\*; 2\*; 3\*; !Pur of Inv - Sh Term; !Pur of Inv - Lg Term  
 Business area 10 - 99  
 Chart of accounts COPA  
 Controlling area COPA  
 Fiscal year variant V6  
 FM area COPA  
 Fund Type 001

**Variables**

Business Area 10 - 99  
 Posting Period 13  
 Fiscal Year 2019  
 Fund Type General Fund  
 Approp Ledger 1\*; 2\*; 3\*  
 Approp Fiscal Year 2019

**STATUS OF APPROPRIATION**

Business area	Approp Fiscal Yr	Pd 7/2019	Pd 13/2019	Difference
		Original	Actual Augs	
11	2019	\$ 36,511,000.00	\$ 26,005,598.42	\$ (10,505,401.58)
12	2019	\$ 12,038,000.00	\$ 12,028,043.74	\$ (9,956.26)
13	2019	\$ 30,579,330.00	\$ 28,179,115.25	\$ (2,400,214.75)
14	2019	\$ 38,184,942.00	\$ 33,353,070.61	\$ (4,831,871.39)
15	2019	\$ 64,935,573.86	\$ 66,760,616.42	\$ 1,825,042.56
16	2019	\$ 6,129,000.00	\$ 5,953,053.13	\$ (175,946.87)
17	2019	\$ 75,533,000.00	\$ 75,533,000.00	\$ 0.00
18	2019	\$ 59,957,000.00	\$ 62,069,299.90	\$ 2,112,299.90
19	2019	\$ 82,950,565.35	\$ 82,950,565.35	\$ 0.00
20	2019	\$ 813,594,000.00	\$ 819,067,318.52	\$ 5,473,318.52
21	2019	\$ 3,634,537,559.00	\$ 3,275,183,200.80	\$ (359,354,358.20)
24	2019	\$ 21,290,883.62	\$ 208,882,105.56	\$ 187,591,221.94
30	2019	\$ 1,371,000.00	\$ 1,391,564.28	\$ 20,564.28
31	2019	\$ 1,050,000.00	\$ 1,145,578.07	\$ 95,578.07
32	2019	\$ 5,276,000.00	\$ 5,237,207.38	\$ (38,792.62)
35	2019	\$ 52,079,806.10	\$ 65,225,316.42	\$ 13,145,510.32
38	2019	\$ 68,871,000.00	\$ 68,309,453.16	\$ (561,546.84)
45	2019	\$ 0.00	\$ 61.20	\$ 61.20
51	2019	\$ 0.00	\$ 63,173,512.18	\$ 63,173,512.18
52	2019	\$ 0.00	\$ 10,108,448.34	\$ 10,108,448.34
53	2019	\$ 0.00	\$ 25,028,914.46	\$ 25,028,914.46
58	2019	\$ 0.00	\$ (453,403.36)	\$ (453,403.36)
59	2019	\$ 0.00	\$ (974,659.13)	\$ (974,659.13)
62	2019	\$ 0.00	\$ 13,405,933.51	\$ 13,405,933.51
67	2019	\$ 20,718,141.00	\$ 2,599,421.77	\$ (18,118,719.23)
68	2019	\$ 14,099,000.00	\$ 18,250,219.51	\$ 4,151,219.51
73	2019	\$ 0.00	\$ 14,716,828.50	\$ 14,716,828.50
74	2019	\$ 1,000.00	\$ 10,147,031.42	\$ 10,146,031.42
75	2019	\$ 10,006,000.00	\$ 10,006,000.00	\$ 0.00
81	2019	\$ 499,978,940.19	\$ 478,943,909.21	\$ (21,035,030.98)
92	2019	\$ 11,795,000.00	\$ 14,879,107.50	\$ 3,084,107.50
99	2019	\$ 1,600,000.00	\$ 2,216,087.37	\$ 616,087.37
<b>Overall Result</b>		<b>\$ 5,563,086,741.12</b>	<b>\$ 5,499,321,519.49</b>	<b>\$ (63,765,221.63)</b>

A-3,  
B-3

C-3



## GENERAL FUND COMPARISON OF ACTUAL TO ESTIMATE - JUNE 2020

(\$ thousands)

REVENUE SOURCES	June Actual	June Estimated	Difference Amount	Difference Percent	YTD Actual	YTD Estimated	Difference Amount	Difference Percent
<b>TOTAL - GENERAL FUND</b>	2,674,845	3,252,200	(577,355)	-17.8%	<b>32,275,785</b> C-1	35,496,800	(3,221,015)	-9.1%
<b>TOTAL - TAX REVENUE</b>	2,639,369	3,239,700	(600,331)	-18.5%	31,610,854	34,924,600	(3,313,746)	-9.5%
<b>TOTAL - Corporation Taxes</b>	398,746	607,200	(208,454)	-34.3%	4,839,008	5,608,400	(769,392)	-13.7%
Accelerated Deposits	524	0	524		3,580	0	3,580	
Corporate Net Income	389,260	608,500	(219,240)	-36.0%	2,826,881	3,558,000	(731,119)	-20.5%
Gross Receipts	2,679	5,400	(2,721)	-50.4%	1,104,261	1,229,000	(124,739)	-10.1%
Utility Property	6	100	(94)	-93.8%	37,822	36,600	1,222	3.3%
Insurance Premiums	1,640	(15,500)	17,140	110.6%	473,579	410,700	62,879	15.3%
Bank Shares	1,832	3,500	(1,668)	-47.7%	369,784	346,500	23,284	6.7%
Mutual Thrift	2,805	5,200	(2,395)	-46.1%	23,102	27,600	(4,498)	-16.3%
<b>TOTAL - Consumption Taxes</b>	1,107,152	1,185,000	(77,848)	-6.6%	12,258,298	12,956,000	(697,702)	-5.4%
Sales and Use	974,178	1,034,700	(60,522)	-5.8%	10,817,808	11,454,400	(636,592)	-5.6%
Non-Motor Vehicle	816,142	894,800	(78,658)	-8.8%	9,452,848	9,933,000	(480,152)	-4.8%
Motor Vehicle	158,036	139,900	18,136	13.0%	1,364,959	1,521,400	(156,441)	-10.3%
Cigarette	91,145	102,900	(11,755)	-11.4%	924,341	945,400	(21,059)	-2.2%
Other Tobacco Products	10,610	12,600	(1,990)	-15.8%	127,274	134,700	(7,426)	-5.5%
Malt Beverage	2,195	2,100	95	4.5%	23,167	22,700	467	2.1%
Liquor	29,023	32,700	(3,677)	-11.2%	365,707	398,800	(33,093)	-8.3%
<b>TOTAL - Other Taxes</b>	1,133,472	1,447,500	(314,028)	-21.7%	14,513,549	16,360,200	(1,846,651)	-11.3%
Personal Income	1,016,428	1,258,200	(241,772)	-19.2%	12,835,000	14,570,100	(1,735,100)	-11.9%
Withholding	756,248	841,500	(85,252)	-10.1%	10,542,758	10,866,300	(323,542)	-3.0%
Non-Withholding	260,180	416,700	(156,520)	-37.6%	2,292,243	3,703,800	(1,411,557)	-38.1%
Realty Transfer	33,134	59,600	(26,466)	-44.4%	497,792	555,800	(58,008)	-10.4%
Inheritance	80,097	101,900	(21,803)	-21.4%	1,082,038	1,100,100	(18,062)	-1.6%
Gaming	4,746	18,400	(13,654)	-74.2%	143,022	181,100	(38,078)	-21.0%
Minor and Repealed	(933)	9,400	(10,333)	-109.9%	(44,304)	(46,900)	2,596	5.5%
<b>TOTAL - NONTAX REVENUE</b>	35,476	12,500	22,976	183.8%	664,931	572,200	92,731	16.2%
Liquor Store Profits	0	0	0		185,100	185,100	0	0.0%
Licenses and Fees	2,607	30,800	(28,193)	-91.5%	133,407	174,100	(40,693)	-23.4%
Miscellaneous	40,038	(12,000)	52,038	433.6%	278,439	138,900	139,539	100.5%
Fines, Penalties & Interest Total	(7,169)	(6,300)	(869)	-13.8%	67,984	74,100	(6,116)	-8.3%

**ORIGINAL AND FINAL BUDGET FEDERAL REVENUE AND EXPENDITURES**

**Status of Appropriations**

**Filter**  
 99 Fund Indicator IX  
 Approp Fiscal Yr 2019  
 Approp Ledger Cd 7\*; 8\*; !Pur of Inv - Sh Term; !Pur of Inv - Lg Term  
 Business area 10 - 99  
 Chart of accounts COPA  
 Controlling area COPA  
 Fiscal year variant V6  
 FM area COPA  
 Fund Type 001

**Variables**  
 Business Area 10 - 99  
 Posting Period 13  
 Fiscal Year 2019  
 Fund Type General Fund  
 Approp Ledger 7\*; 8\*  
 Approp Fiscal Year 2019

Business area	Final Federal	ESN 20-040 GF Fed Supplementals	ESN 20-040 GF Fed COVID	Original Federal
10	Aging	\$ 174,564,000.00		\$ 126,679,000.00
11	Corrections	\$ 16,046,000.00		\$ 16,046,000.00
12	Labor & Industry	\$ 535,987,000.00	\$ 7,352,000.00	\$ 507,635,000.00
13	Military & Veterans Affairs	\$ 194,618,000.00	\$ 6,000,000.00	\$ 183,167,000.00
14	Attorney General	\$ 16,849,000.00		\$ 16,849,000.00
16	Education	\$ 3,580,580,000.00		\$ 2,625,260,000.00
17	Public Utility Commission	\$ 5,552,000.00		\$ 5,552,000.00
19	State Department	\$ 37,067,000.00		\$ 22,911,000.00
20	State Police	\$ 31,246,000.00		\$ 31,246,000.00
21	Human Services	\$ 26,090,202,000.00	\$ 1,397,621,000.00	\$ 22,285,735,000.00
24	Community & Economic Develop	\$ 1,324,220,694.00		\$ 240,807,000.00
30	Historical & Museum Commission	\$ 5,813,000.00		\$ 5,813,000.00
31	PA Emergency Management Agency	\$ 385,373,000.00	\$ 600,000.00	\$ 218,442,000.00
33	PA Infrastructure Investment	\$ 194,182,000.00		\$ 194,182,000.00
35	Environmental Protection	\$ 252,944,000.00		\$ 252,944,000.00
38	Conservation & Natural Resourc	\$ 53,404,000.00		\$ 53,404,000.00
39	PA Higher Education Assistance	\$ 42,200,000.00		\$ 0.00
51	Supreme Court	\$ 2,114,000.00		\$ 2,114,000.00
67	Health	\$ 1,073,839,000.00		\$ 656,785,000.00
68	Agriculture	\$ 145,653,000.00	\$ 1,000,000.00	\$ 95,253,000.00
74	Drug and Alcohol Programs	\$ 263,233,000.00		\$ 263,233,000.00
78	Transportation	\$ 284,750,000.00		\$ 203,750,000.00
79	Insurance	\$ 6,000,000.00		\$ 6,000,000.00
81	Executive Offices	\$ 1,565,535,606.00		\$ 214,409,606.00
90	System of Higher Education	\$ 30,000,000.00		\$ 0.00
94	PA Housing Finance Agency	\$ 175,000,000.00		\$ 0.00
<b>Overall Result</b>	<b>\$ 36,486,972,300.00</b>	<b>\$ 1,412,573,000.00</b>	<b>\$ 6,846,182,694.00</b>	<b>\$ 28,228,216,606.00</b>

\$ 0.00 Less CY Lapses

<b>\$ 36,486,972,300.00</b>	Final Federal	<b>B-4, B-6</b>
<b>\$ 28,228,216,606.00</b>	Original Federal	<b>A-4, A-6</b>
<b>\$ 8,258,755,694.00</b>	Diff	





**GENERAL FUND BUDGETED STATE EXPENDITURES <sup>(1)</sup>**

**Original Budget**

ESN 19-018	10,082,000.00	
ESN 19-031	33,355,801,000.00	
ESN 19-033	629,012,000.00	
ESN 19-	0.00	
ESN 19-	0.00	
ESN 19-	0.00	
ESN 19-	<u>0.00</u>	
Original Budget Enacted/Authorized		<b>33,994,895,000.00</b>
Plus Estimated Augmentations		<b>5,563,087,000.00</b> See pg 6)
Total Original Budget		<b>39,557,982,000.00</b> A-5

**Plus Supplementals**

ESN 19-059	100,000.00
ESN 19-072	1,192,000.00
ESN 19-092	87,452.05
ESN 19-096	249,287.59
ESN 19-102	110,137.00
ESN 19-103	9,000,000.00
ESN 19-112	692,068.39
ESN 19-122	1,193,123.29
ESN 19-127	3,000,000.00
ESN 19-128	887,205.49
ESN 19-139	18,800,000.00
ESN 19-143	1,150,685.02
ESN 19-145	1,074,931.55
ESN 19-159	1,600,000.00
ESN 19-168	1,870,137.08
ESN 19-178	2,073,000.00
ESN 19-184	500,000.00
ESN 19-	0.00
ESN 19-	0.00
ESN 19-	0.00

ESN 20-040 FY19 Supplementals	<u>81,753,000.00</u>	
Total Actual Supplementals		<u>125,333,027.46</u>

**TOTAL FINAL BUDGET** **39,683,315,027.46** B-5

**Financial Statement - Beginning Balance Adjustments**

ESN 19-103	9,000,000.00
ESN 19-139	18,800,000.00
ESN 19-178	2,073,000.00
ESN 19-184	500,000.00
ESN 19-	<u>0.00</u>

30,373,000.00 C-9, see page 19

(1) Expenditure Symbol Notifications (ESN) provided include authorized budget detail at the appropriation level. Links to the applicable ESN document are available from this page by selecting the underlined ESN.

Status of Appropriations

Last Data Update: 04/29/2020 12:01 PM

Query Last Refreshed At: 04/29/2020 03:34 PM

Business Area 10 - 99  
 Posting Period 1  
 Fiscal Year 2019  
 Fund Type General Fund  
 Approp Ledger One Yr App-Non Fed - 39  
 Appropriation I20018  
 Approp Fiscal Year 2019

Information

Query Created By: KWITMER  
 Logged On User: P00506274  
 Query Last Changed By: BHOFFMAN  
 InfoProvider Technical Name: ZBE\_M01  
 Query Technical Name: YZBE\_M01\_Q5011  
 Data Source Name: Status of Appropriations

Query Last Refreshed At: 04/29/2020 03:34 PM  
 Key Date: 04/29/2020 12:00 AM  
 Query Last Changed At: 09/21/2014 07:23 AM  
 Last Data Update: 04/29/2020 12:01 PM

Filter

99 Fund Indicator IX  
 Approp Fiscal Yr 2019  
 Approp Ledger Cd 10 - 39; 155; 156  
 Appropriation I20018  
 Business area 10 - 99  
 Chart of accounts COPA  
 Controlling area COPA  
 Fiscal year variant V6  
 FM area COPA  
 Fund Type 001

Data Source Name Status of Appropriations

Last Data Update Wednesday, April 29, 2020 12:01:38 PM

Last Data Update (Mos) Wednesday, April 29, 2020 12:19:02 PM

Key Date Wednesday, April 29, 2020

Business area	Approp Fiscal Yr	Apps/EAs/Cry Fwd - A
11	2019	\$ 2,600,783,000.00
12	2019	\$ 81,235,000.00
13	2019	\$ 160,332,000.00
14	2019	\$ 114,190,000.00
15	2019	\$ 119,533,000.00
16	2019	\$ 13,724,638,000.00
18	2019	\$ 192,305,000.00
19	2019	\$ 14,107,000.00
20	2019	\$ 368,683,000.00
21	2019	\$ 12,704,313,000.00
24	2019	\$ 179,386,000.00
28	2019	\$ 2,831,000.00
30	2019	\$ 23,555,000.00
31	2019	\$ 16,879,000.00
35	2019	\$ 135,147,000.00
37	2019	\$ 2,574,000.00
38	2019	\$ 117,178,000.00
39	2019	\$ 369,382,000.00
40	2019	\$ 3,015,000.00
41	2019	\$ 121,857,000.00
42	2019	\$ 228,363,000.00
43	2019	\$ 3,355,000.00
44	2019	\$ 10,602,000.00
45	2019	\$ 16,236,000.00
46	2019	\$ 1,701,000.00
47	2019	\$ 2,020,000.00
48	2019	\$ 34,755,000.00
49	2019	\$ 582,000.00
51	2019	\$ 59,281,000.00
52	2019	\$ 32,560,000.00
53	2019	\$ 124,155,000.00
57	2019	\$ 27,129,000.00
58	2019	\$ 21,324,000.00
59	2019	\$ 83,546,000.00
62	2019	\$ 7,794,000.00
63	2019	\$ 2,155,000.00
64	2019	\$ 18,701,000.00
67	2019	\$ 203,443,000.00
68	2019	\$ 171,294,000.00
73	2019	\$ 1,189,852,000.00
74	2019	\$ 47,389,000.00
78	2019	\$ 3,445,000.00
81	2019	\$ 130,083,000.00
90	2019	\$ 477,470,000.00
92	2019	\$ 38,865,000.00
99	2019	\$ 6,872,000.00
<b>Overall Result</b>		<b>\$ 33,994,895,000.00</b>

ESN 19-018/024 (GFEA) ESN \$ 10,082,000.00  
 19-031 (GB) \$ 33,355,801,000.00  
 ESN 19-033 (Non-Preferred) \$ 629,012,000.00

\$ 33,994,895,000.00

Departmental Services \$ 5,563,086,741.00 See pg 6  
 Total Original Budget State Funds Expenditures \$ 39,557,981,741.00 A-5

**FINAL BUDGET AND ACTUAL STATE EXPENDITURES - BY APPROPRIATION**

Commonwealth of Pennsylvania

**Status of Appropriations**

Status of Data 11/14/2020 05:16:05 Last Refreshed 11/15/2020 14:36:01

Filter Information

**Query and Input Restrictions**

Business Area #..ZZ G/L Account Empty Selection  
 Posting Period 13 Cost Centers (St) Empty Selection  
 Fiscal Year 2019 Character of Exp: Empty Selection  
 Fund Type 001 Commonwealth I Empty Selection  
 Fund 1000000000..3999999999 Functional Area Empty Selection  
 Approp Key Empty Selection  
 Approp Ledger Empty Selection  
 Appropriation Empty Selection  
 Approp Fiscal Year 2019  
 Funds centers Empty Selection  
 Commitment items: Empty Selection

**Conditions and Exceptions**

Final Budget  
State Program  
Expenditures

Actual (Budgetary  
Basis) State  
Program  
Expenditures

Actual (Budgetary  
Basis) State  
Program  
Expenditures

Actual (Budgetary  
Basis) State  
Program  
Expenditures

Actual (Budgetary  
Basis) State  
Program  
Expenditures

**Table**

Business area	Appropriation	Apps/EAs/Cry Fwd - A	Est Augs - B	Actual Augs - C	Pre-Commits - D	Commitments - E	Act Expend - F	Lapses/Fed Exps - G	Available Balance A-C-D-E-F+G			
11	Corrections	10011 Medical Care	\$ 308,710,000.00	\$ 17,890,000.00	\$ (10,384,324.03)	\$ 0.00	\$ 14,709,433.30	\$ 302,848,853.94	\$ 0.00	\$ 1,536,036.79		
		10012 Inmate Ed and Train	\$ 42,601,000.00	\$ 0.00	\$ 0.00	\$ 0.00	\$ 119,582.95	\$ 41,772,876.01	\$ 0.00	\$ 708,541.04		
		10013 State Corr Inst	\$ 2,043,718,000.00	\$ 14,031,000.00	\$ (12,169,623.11)	\$ 0.00	\$ 36,346,889.30	\$ 2,027,211,780.12	\$ 0.00	\$ (7,671,046.31)		
		10014 Gen Govt Operations	\$ 45,035,000.00	\$ 148,546.03	\$ (148,546.03)	\$ 0.00	\$ 565,495.21	\$ 38,618,213.01	\$ 0.00	\$ 5,999,837.81		
		11116 ST Field Supervision	\$ 140,602,000.00	\$ 4,249,105.25	\$ (3,092,105.25)	\$ 0.00	\$ 901,618.08	\$ 140,874,704.60	\$ 0.00	\$ 1,917,782.57		
		11117 PA Parole Board	\$ 12,104,000.00	\$ 0.00	\$ 0.00	\$ 0.00	\$ 47,481.91	\$ 10,822,189.95	\$ 0.00	\$ 1,234,328.14		
		11119 SOAB	\$ 6,691,000.00	\$ 0.00	\$ 0.00	\$ 0.00	\$ 55,285.76	\$ 5,880,556.12	\$ 0.00	\$ 755,158.12		
		11120 ImproveAdultProbServ	\$ 16,222,000.00	\$ 0.00	\$ 0.00	\$ 0.00	\$ 0.00	\$ 16,189,296.27	\$ 0.00	\$ 32,703.73		
		26450 RockviewFarmProgram	\$ 0.00	\$ 211,000.00	\$ (211,000.00)	\$ 0.00	\$ 32,272.18	\$ 155,831.98	\$ 0.00	\$ 22,895.84		
		Result	\$ 2,615,683,000.00	\$ 36,529,651.28	\$ (26,005,598.42)	\$ 0.00	\$ 52,778,058.69	\$ 2,584,374,302.00	\$ 0.00	\$ 4,536,237.73		
		12	Labor & Industry	10016 Trans to Voc Rehab	\$ 47,942,000.00	\$ 0.00	\$ 0.00	\$ 0.00	\$ 47,942,000.00	\$ 0.00	\$ 0.00	
				10017 Wrk Comp Payments	\$ 413,000.00	\$ 0.00	\$ 0.00	\$ 0.00	\$ 0.00	\$ 295,523.34	\$ 0.00	\$ 117,476.66
				10018 Occ Dis Payments	\$ 299,000.00	\$ 0.00	\$ 0.00	\$ 0.00	\$ 0.00	\$ 198,613.60	\$ 0.00	\$ 100,386.40
10020 Supported Employment	\$ 397,000.00			\$ 0.00	\$ 0.00	\$ 0.00	\$ 51,069.43	\$ 345,930.57	\$ 0.00	\$ 0.00		
10028 Occ & Ind Safety	\$ 2,947,000.00			\$ 10,000,000.00	\$ (10,000,000.00)	\$ 0.00	\$ 44,607.48	\$ 11,780,304.11	\$ 0.00	\$ 1,122,088.41		
10030 CILS	\$ 1,950,000.00			\$ 0.00	\$ 0.00	\$ 0.00	\$ 406,986.66	\$ 1,556,382.20	\$ 0.00	\$ (13,368.86)		
10031 Gen Govt Operations	\$ 13,799,000.00			\$ 3,043.74	\$ (3,043.74)	\$ 0.00	\$ 652,543.32	\$ 10,886,202.95	\$ 0.00	\$ 2,263,297.47		
10707 Industry Partnership	\$ 4,813,000.00			\$ 0.00	\$ 0.00	\$ 0.00	\$ 333,792.60	\$ 93,562.37	\$ 0.00	\$ 4,385,645.03		
10967 New Choices/Options	\$ 750,000.00			\$ 0.00	\$ 0.00	\$ 0.00	\$ 311,743.17	\$ 438,256.83	\$ 0.00	\$ 0.00		
11035 Assist Techn Devices	\$ 475,000.00			\$ 0.00	\$ 0.00	\$ 0.00	\$ 83,958.22	\$ 388,464.57	\$ 0.00	\$ 2,577.21		
11036 AssistTechnDemoTrain	\$ 450,000.00			\$ 0.00	\$ 0.00	\$ 0.00	\$ 268,092.50	\$ 176,739.14	\$ 0.00	\$ 5,168.36		
11136 Apprentship Training	\$ 7,000,000.00			\$ 0.00	\$ 0.00	\$ 0.00	\$ 0.00	\$ 24,661.25	\$ 0.00	\$ 6,975,338.75		
26235 Asbestos & Lead Cert	\$ 0.00			\$ 2,025,000.00	\$ (2,025,000.00)	\$ 0.00	\$ 155,785.75	\$ 884,383.36	\$ 0.00	\$ 984,830.89		
Result	\$ 81,235,000.00			\$ 12,028,043.74	\$ (12,028,043.74)	\$ 0.00	\$ 2,308,579.13	\$ 75,011,024.29	\$ 0.00	\$ 15,943,440.32		
13	Military & Veterans Aff			10034 EductnOfVetsChildrn	\$ 125,000.00	\$ 0.00	\$ 0.00	\$ 0.00	\$ 0.00	\$ 125,000.00	\$ 0.00	\$ 0.00
		10035 NationalGuardPension	\$ 5,000.00	\$ 0.00	\$ 0.00	\$ 0.00	\$ 0.00	\$ 0.00	\$ 0.00	\$ 5,000.00		
		10036 BlindVeteransPension	\$ 222,000.00	\$ 0.00	\$ 0.00	\$ 0.00	\$ 0.00	\$ 183,900.00	\$ 0.00	\$ 38,100.00		
		10041 Amer Battle Monument	\$ 50,000.00	\$ 0.00	\$ 0.00	\$ 0.00	\$ 50,000.00	\$ 0.00	\$ 0.00	\$ 0.00		
		10043 ArmoryMaintAndRepair	\$ 245,000.00	\$ 0.00	\$ 0.00	\$ 0.00	\$ 0.00	\$ 245,000.00	\$ 0.00	\$ 0.00		
		10045 AmputeeParlyzdVetsPn	\$ 3,714,000.00	\$ 0.00	\$ 0.00	\$ 0.00	\$ 0.00	\$ 3,608,700.00	\$ 0.00	\$ 105,300.00		
		10048 Special State Duty	\$ 35,000.00	\$ 0.00	\$ 0.00	\$ 0.00	\$ 0.00	\$ 17,022.08	\$ 0.00	\$ 17,977.92		
		10050 Civil Air Patrol	\$ 100,000.00	\$ 0.00	\$ 0.00	\$ 0.00	\$ 0.00	\$ 100,000.00	\$ 0.00	\$ 0.00		
		10051 Brial Detail Hnr Grd	\$ 99,000.00	\$ 0.00	\$ 0.00	\$ 0.00	\$ 14,750.00	\$ 84,250.00	\$ 0.00	\$ 0.00		
		10053 Gen Govt Operations	\$ 33,143,000.00	\$ 494,112.99	\$ (494,112.99)	\$ 0.00	\$ 1,764,448.67	\$ 26,249,586.95	\$ 0.00	\$ 5,623,077.37		
		10660 DisabledAmVetTransp	\$ 336,000.00	\$ 0.00	\$ 0.00	\$ 0.00	\$ 0.00	\$ 336,000.00	\$ 0.00	\$ 0.00		
		10702 Veterans Homes	\$ 103,080,000.00	\$ 27,685,002.26	\$ (27,685,002.26)	\$ 0.00	\$ 5,259,472.17	\$ 112,583,037.95	\$ (1,500,000.00)	\$ 11,422,492.14		
		10705 Transfr Ed Asist Pgm	\$ 13,265,000.00	\$ 0.00	\$ 0.00	\$ 0.00	\$ 0.00	\$ 13,265,000.00	\$ 0.00	\$ 0.00		
		10785 Suppl Life Ins Prem	\$ 164,000.00	\$ 0.00	\$ 0.00	\$ 0.00	\$ 0.00	\$ 14,584.00	\$ 0.00	\$ 149,416.00		
		10936 Veterans Outreach	\$ 3,139,000.00	\$ 0.00	\$ 0.00	\$ 0.00	\$ 0.00	\$ 3,139,000.00	\$ 0.00	\$ 0.00		
		11147 NatGrdYouthChalProg	\$ 1,000,000.00	\$ 0.00	\$ 0.00	\$ 0.00	\$ 50,942.20	\$ 138,899.69	\$ 0.00	\$ 810,158.11		
		Result	\$ 158,722,000.00	\$ 28,179,115.25	\$ (28,179,115.25)	\$ 0.00	\$ 7,139,613.04	\$ 160,089,980.67	\$ (1,500,000.00)	\$ 18,171,521.54		
14	Attorney General	10057 Tobacco Law Enforce	\$ 1,648,000.00	\$ 0.00	\$ 0.00	\$ 0.00	\$ 960.00	\$ 1,160,597.76	\$ 0.00	\$ 486,442.24		
		10058 Cnty Trial Reimburse	\$ 200,000.00	\$ 0.00	\$ 0.00	\$ 0.00	\$ 0.00	\$ 200,000.00	\$ 0.00	\$ 0.00		
		10059 Drug Law Enforcement	\$ 49,682,000.00	\$ 202,891.65	\$ (202,891.65)	\$ 0.00	\$ 127,166.62	\$ 47,881,915.55	\$ 0.00	\$ 1,875,809.48		
		10063 Gen Govt Operations	\$ 47,496,000.00	\$ 16,784,824.56	\$ (16,784,824.56)	\$ 0.00	\$ 1,100,838.13	\$ 60,294,453.49	\$ 0.00	\$ 2,885,532.94		
		10731 Child Pred Intercept	\$ 5,375,000.00	\$ 0.00	\$ 0.00	\$ 0.00	\$ 6,157.76	\$ 4,937,206.33	\$ 0.00	\$ 431,635.91		
		10732 Witness Relocatin Prm	\$ 1,215,000.00	\$ 0.00	\$ 0.00	\$ 0.00	\$ 0.00	\$ 628,663.05	\$ 0.00	\$ 586,336.95		
		10796 Jt Local-St Firearm	\$ 6,878,000.00	\$ 0.00	\$ 0.00	\$ 0.00	\$ 38,492.96	\$ 3,988,607.80	\$ 0.00	\$ 2,850,899.24		
		11124 School Safety	\$ 1,696,000.00	\$ 0.00	\$ (28,500.00)	\$ 0.00	\$ 45,086.11	\$ 1,457,810.63	\$ 0.00	\$ 221,603.26		
		16054 Off Consum Advocate	\$ 0.00	\$ 6,025,000.00	\$ (6,025,000.00)	\$ 0.00	\$ 785,543.23	\$ 4,448,153.61	\$ 0.00	\$ 811,303.16		
		16819 Home Imp Cons Protec	\$ 0.00	\$ 2,733,000.00	\$ (2,733,000.00)	\$ 0.00	\$ 0.00	\$ 2,126,735.40	\$ 0.00	\$ 606,264.60		
		26346 Reimb to Counties	\$ 0.00	\$ 7,578,854.40	\$ (7,578,854.40)	\$ 0.00	\$ 0.00	\$ 7,578,854.40	\$ 0.00	\$ 0.00		
		Result	\$ 114,190,000.00	\$ 33,324,570.61	\$ (33,353,070.61)	\$ 0.00	\$ 2,084,244.81	\$ 134,702,998.02	\$ 0.00	\$ 10,755,827.78		
15	General Services	10067 Capitol Police Ops	\$ 13,398,000.00	\$ 1,203,427.01	\$ (1,203,427.01)	\$ 0.00	\$ 125,906.50	\$ 14,022,232.55	\$ 0.00	\$ 453,287.96		
		10070 Rntl & Municpl Chrgs	\$ 22,302,000.00	\$ 29,111,532.26	\$ (31,167,718.27)	\$ 33,959.10	\$ 119,100.39	\$ 50,688,208.87	\$ 0.00	\$ 2,628,449.91		

Commonwealth of Pennsylvania

		10072	Capitol Fire Protect	\$ 5,000,000.00	\$ 0.00	\$ 0.00	\$ 0.00	\$ 0.00	\$ 5,000,000.00	\$ 0.00	\$ 0.00
		10073	Excss Insrnc Cvrng	\$ 1,372,000.00	\$ 0.00	\$ 0.00	\$ 0.00	\$ 0.00	\$ 1,372,000.00	\$ 0.00	\$ 0.00
		10074	Gen Govt Operations	\$ 54,713,000.00	\$ 32,545,023.79	\$ (34,139,444.36)	\$ 0.00	\$ 1,574,354.93	\$ 76,279,746.22	\$ 0.00	\$ 10,998,343.21
		10075	Utility Costs	\$ 22,748,000.00	\$ 180,000.00	\$ (250,026.78)	\$ 0.00	\$ 277,045.61	\$ 22,396,813.13	\$ 0.00	\$ 324,168.04
			Result	\$ 119,533,000.00	\$ 63,039,983.06	\$ (66,760,616.42)	\$ 33,959.10	\$ 2,096,407.43	\$ 169,759,000.77	\$ 0.00	\$ 14,404,249.12
16	Education	10085	Lib Svcs Vis Imp/Dis	\$ 2,567,000.00	\$ 0.00	\$ 0.00	\$ 0.00	\$ 748,311.98	\$ 1,818,688.02	\$ 0.00	\$ 0.00
		10086	Improve of Lib Svcs	\$ 59,470,000.00	\$ 0.00	\$ 0.00	\$ 0.00	\$ 59,402,311.73	\$ 0.00	\$ 0.00	\$ 67,688.27
		10087	School Food Services	\$ 30,000,000.00	\$ 0.00	\$ 0.00	\$ 0.00	\$ 0.00	\$ 22,708,140.08	\$ 0.00	\$ 7,291,859.92
		10089	Community Colleges	\$ 243,855,000.00	\$ 0.00	\$ 0.00	\$ 0.00	\$ 0.00	\$ 243,855,000.00	\$ 0.00	\$ 0.00
		10090	Basic Educ Funding	\$ 6,742,838,000.00	\$ 0.00	\$ 0.00	\$ 0.00	\$ 0.00	\$ 6,742,074,233.13	\$ 0.00	\$ 763,766.87
		10093	Youth Develop Cntrs	\$ 8,285,000.00	\$ 0.00	\$ 0.00	\$ 0.00	\$ 2,394,962.00	\$ 5,830,356.68	\$ 0.00	\$ 59,681.32
		10094	PA Assessments	\$ 48,990,000.00	\$ 0.00	\$ 0.00	\$ 200,000.00	\$ 12,322,651.93	\$ 32,428,073.52	\$ 0.00	\$ 4,039,274.55
		10097	Pa Chart Schls D & B	\$ 54,584,000.00	\$ 0.00	\$ 0.00	\$ 0.00	\$ 0.00	\$ 51,444,760.64	\$ 0.00	\$ 3,139,239.36
		10098	Comm Educ Councils	\$ 2,393,000.00	\$ 0.00	\$ 0.00	\$ 0.00	\$ 239,300.00	\$ 2,153,700.00	\$ 0.00	\$ 0.00
		10099	Off/SafeSchoolsAdvoc	\$ 379,000.00	\$ 0.00	\$ 0.00	\$ 0.00	\$ 0.00	\$ 379,000.00	\$ 0.00	\$ 0.00
		10103	Srvs to Nonpub Schls	\$ 87,939,000.00	\$ 0.00	\$ 0.00	\$ 0.00	\$ 0.00	\$ 87,939,000.00	\$ 0.00	\$ 0.00
		10104	Inst Mats/Nonpub Sch	\$ 26,751,000.00	\$ 0.00	\$ 0.00	\$ 0.00	\$ 0.00	\$ 26,540,071.67	\$ 0.00	\$ 210,928.33
		10106	Auth Rent & S/F Req	\$ 10,500,000.00	\$ 0.00	\$ 0.00	\$ 0.00	\$ 0.00	\$ 7,948,817.87	\$ 0.00	\$ 2,551,182.13
		10107	Pupil Transportation	\$ 706,097,000.00	\$ 0.00	\$ 0.00	\$ 0.00	\$ 0.00	\$ 699,956,613.67	\$ 0.00	\$ 6,140,386.33
		10109	Special Education	\$ 1,186,815,000.00	\$ 0.00	\$ 0.00	\$ 0.00	\$ 561,099.32	\$ 1,177,403,726.83	\$ 0.00	\$ 8,850,173.85
		10110	Spec Ed App Pvt Schl	\$ 114,738,000.00	\$ 0.00	\$ 0.00	\$ 0.00	\$ 0.00	\$ 114,738,000.00	\$ 0.00	\$ 0.00
		10114	Tuit for Orp & Child	\$ 48,000,000.00	\$ 0.00	\$ 0.00	\$ 0.00	\$ 0.00	\$ 47,152,994.93	\$ 0.00	\$ 847,005.07
		10115	Pay in Lieu of Taxes	\$ 168,000.00	\$ 0.00	\$ 0.00	\$ 0.00	\$ 0.00	\$ 165,313.02	\$ 0.00	\$ 2,686.98
		10116	Ed/Migrnt Lbrs Child	\$ 853,000.00	\$ 0.00	\$ 0.00	\$ 0.00	\$ 132,551.85	\$ 720,055.15	\$ 0.00	\$ 393.00
		10121	Teacher Prof Dvpt	\$ 5,309,000.00	\$ 0.00	\$ 0.00	\$ 0.00	\$ 3,543,817.88	\$ 1,731,119.73	\$ 0.00	\$ 34,062.39
		10123	Early Intervention	\$ 314,500,000.00	\$ 0.00	\$ 0.00	\$ 0.00	\$ 4,373,792.43	\$ 310,126,207.57	\$ 0.00	\$ 0.00
		10125	NP & CS Pupil Trans	\$ 79,442,000.00	\$ 0.00	\$ 0.00	\$ 0.00	\$ 0.00	\$ 76,880,521.67	\$ 0.00	\$ 2,561,478.33
		10126	Voc Ed Equip Grants	\$ 5,550,000.00	\$ 0.00	\$ 0.00	\$ 0.00	\$ 0.00	\$ 5,550,000.00	\$ 0.00	\$ 0.00
		10133	Schl Employes Retire	\$ 2,628,000,000.00	\$ 0.00	\$ 0.00	\$ 0.00	\$ 0.00	\$ 2,588,884,872.51	\$ 0.00	\$ 39,115,127.49
		10134	Reg Comm College Svr	\$ 2,136,000.00	\$ 0.00	\$ 0.00	\$ 0.00	\$ 200.00	\$ 1,767,800.00	\$ 0.00	\$ 368,000.00
		10135	MblSciencMathEducPrg	\$ 4,714,000.00	\$ 0.00	\$ 0.00	\$ 0.00	\$ 50,000.00	\$ 2,817,682.92	\$ 0.00	\$ 1,846,317.08
		10136	Schl Employe Soc Sec	\$ 64,568,000.00	\$ 0.00	\$ 0.00	\$ 0.00	\$ 0.00	\$ 64,567,999.99	\$ 0.00	\$ 0.01
		10138	Adlt & Fam Literacy	\$ 12,475,000.00	\$ 0.00	\$ 0.00	\$ 0.00	\$ 934,413.89	\$ 11,115,586.11	\$ 0.00	\$ 425,000.00
		10139	Library Access	\$ 3,071,000.00	\$ 0.00	\$ 0.00	\$ 0.00	\$ 358,601.40	\$ 2,198,823.87	\$ 0.00	\$ 513,574.73
		10141	Gen Govt Operations	\$ 28,323,000.00	\$ 5,852,053.13	\$ (5,852,053.13)	\$ 0.00	\$ 2,915,049.40	\$ 30,485,255.38	\$ 0.00	\$ 774,748.35
		10142	State Library	\$ 2,280,000.00	\$ 101,000.00	\$ (101,000.00)	\$ 0.00	\$ 4,076.35	\$ 1,977,724.04	\$ 0.00	\$ 399,199.61
		10146	Vocational Education	\$ 99,000,000.00	\$ 0.00	\$ 0.00	\$ 0.00	\$ 5,152,878.66	\$ 78,901,202.84	\$ 0.00	\$ 14,945,918.50
		10148	JobTrainingEducProgm	\$ 37,920,000.00	\$ 0.00	\$ 0.00	\$ 0.00	\$ 1,407,500.00	\$ 15,120,154.01	\$ 0.00	\$ 21,392,345.99
		10149	Info & Tech Improve	\$ 3,740,000.00	\$ 0.00	\$ 0.00	\$ 390,000.00	\$ 858,522.29	\$ 2,358,748.39	\$ 0.00	\$ 132,729.32
		10152	PSU-College of Tech	\$ 26,736,000.00	\$ 0.00	\$ 0.00	\$ 0.00	\$ 0.00	\$ 26,736,000.00	\$ 0.00	\$ 0.00
		10168	U/P-RurI Ed Outreach	\$ 3,346,000.00	\$ 0.00	\$ 0.00	\$ 0.00	\$ 0.00	\$ 3,346,000.00	\$ 0.00	\$ 0.00
		10829	Higher Ed Astnc	\$ 1,000,000.00	\$ 0.00	\$ 0.00	\$ 0.00	\$ 60,000.00	\$ 0.00	\$ 0.00	\$ 940,000.00
		10832	Cmy Colleges Facil	\$ 48,869,000.00	\$ 0.00	\$ 0.00	\$ 0.00	\$ 0.00	\$ 48,869,000.00	\$ 0.00	\$ 0.00
		10838	Head Start Supp	\$ 64,178,000.00	\$ 0.00	\$ 0.00	\$ 0.00	\$ 4,029,544.64	\$ 60,142,964.36	\$ 0.00	\$ 5,491.00
		10924	Pre-K Counts	\$ 217,284,000.00	\$ 0.00	\$ 0.00	\$ 0.00	\$ 10,318,206.72	\$ 206,923,158.77	\$ 0.00	\$ 42,634.51
		10983	General Support PSU	\$ 242,096,000.00	\$ 0.00	\$ 0.00	\$ 0.00	\$ 0.00	\$ 242,096,000.00	\$ 0.00	\$ 0.00
		10984	General Support-Pitt	\$ 151,507,000.00	\$ 0.00	\$ 0.00	\$ 0.00	\$ 0.00	\$ 78,469,000.00	\$ 0.00	\$ 73,038,000.00
		10985	General Support-Temp	\$ 158,206,000.00	\$ 0.00	\$ 0.00	\$ 0.00	\$ 0.00	\$ 86,603,000.00	\$ 0.00	\$ 71,603,000.00
		10986	General Support-Linc	\$ 15,166,000.00	\$ 0.00	\$ 0.00	\$ 0.00	\$ 0.00	\$ 15,166,000.00	\$ 0.00	\$ 0.00
		11011	Safe School Initiati	\$ 11,000,000.00	\$ 0.00	\$ 0.00	\$ 0.00	\$ 9,761,038.34	\$ 987,749.66	\$ 0.00	\$ 251,212.00
		11067	Ready To Learn BG	\$ 268,000,000.00	\$ 0.00	\$ 0.00	\$ 0.00	\$ 0.00	\$ 266,874,357.00	\$ 0.00	\$ 1,125,643.00
		11206	Recovery Schools	\$ 250,000.00	\$ 0.00	\$ 0.00	\$ 0.00	\$ 178,800.00	\$ 61,200.00	\$ 0.00	\$ 10,000.00
		11207	Trauma-Informed Ed	\$ 750,000.00	\$ 0.00	\$ 0.00	\$ 0.00	\$ 0.00	\$ 0.00	\$ 0.00	\$ 750,000.00
		11208	NorthernPARegCollege	\$ 7,000,000.00	\$ 0.00	\$ 0.00	\$ 0.00	\$ 0.00	\$ 0.00	\$ 0.00	\$ 7,000,000.00
			Result	\$ 13,881,638,000.00	\$ 5,953,053.13	\$ (5,953,053.13)	\$ 590,000.00	\$ 60,345,319.08	\$ 13,555,416,985.76	\$ 0.00	\$ 271,238,748.29
17	Public Utility Commis	16205	Gen Govt Operations	\$ 0.00	\$ 75,533,000.00	\$ (75,533,000.00)	\$ 0.00	\$ 1,880,022.27	\$ 66,239,250.75	\$ 0.00	\$ 7,413,726.98
18	Revenue	10208	Gen Govt Operations	\$ 148,511,000.00	\$ 32,069,299.90	\$ (32,069,299.90)	\$ 1,000,000.00	\$ 5,917,293.93	\$ 141,288,462.77	\$ (2,000,000.00)	\$ 30,374,543.20
		10209	Dist/Pub Utlty R/Tax	\$ 29,687,000.00	\$ 0.00	\$ 0.00	\$ 0.00	\$ 0.00	\$ 26,485,756.50	\$ (500,000.00)	\$ 2,701,243.50
		10953	Tech & ProcessModern	\$ 5,700,000.00	\$ 0.00	\$ 0.00	\$ 0.00	\$ 101,923.93	\$ 1,024,761.47	\$ 0.00	\$ 4,573,314.60
		16903	EnhancedRevCollAcct	\$ 0.00	\$ 30,000,000.00	\$ (30,000,000.00)	\$ 0.00	\$ 0.00	\$ 28,535,600.57	\$ 0.00	\$ 1,464,399.43
		20018	Refund Tax Collect	\$ 1,150,000,000.00	\$ 0.00	\$ 0.00	\$ 0.00	\$ 0.00	\$ 1,105,289,577.15	\$ 0.00	\$ 44,710,422.85
		20019	C/I & Rlty Trans Tax	\$ 13,007,000.00	\$ 0.00	\$ 0.00	\$ 0.00	\$ 0.00	\$ 12,656,227.53	\$ 0.00	\$ 350,772.47
			Result	\$ 1,346,905,000.00	\$ 62,069,299.90	\$ (62,069,299.90)	\$ 1,000,000.00	\$ 6,019,217.86	\$ 1,315,280,385.99	\$ (2,500,000.00)	\$ 84,174,696.05
19	State Department	10210	Vote/Citizen/Mil Svr	\$ 20,000.00	\$ 0.00	\$ 0.00	\$ 0.00	\$ 0.00	\$ 0.00	\$ 0.00	\$ 20,000.00
		10212	Voter Registration	\$ 494,000.00	\$ 0.00	\$ 0.00	\$ 0.00	\$ 47,396.00	\$ 312,373.06	\$ 0.00	\$ 134,230.94
		10213	Gen Govt Operations	\$ 4,319,000.00	\$ 5,406,565.35	\$ (5,406,565.35)	\$ 0.00	\$ 53,605.38	\$ 8,370,341.53	\$ 0.00	\$ 1,301,618.44
		10759	SW Uniform Reg Elect	\$ 7,305,000.00	\$ 0.00	\$ 0.00	\$ 0.00	\$ 359,800.02	\$ 5,563,647.37	\$ 0.00	\$ 1,381,552.61
		10903	Lobbying Disclosure	\$ 294,000.00	\$ 538,000.00	\$ (538,000.00)	\$ 0.00	\$ 46,087.04	\$ 612,111.13	\$ 0.00	\$ 173,801.83
		16239	Prof & Occu Affairs	\$ 0.00	\$ 55,525,000.00	\$ (55,525,000.00)	\$ 0.00	\$ 1,204,374.95	\$ 45,730,501.79	\$ 0.00	\$ 8,590,123.26
		16240	St Board of Podiatry	\$ 0.00	\$ 420,000.00	\$ (420,000.00)	\$ 0.00	\$ 10,238.00	\$ 296,540.54	\$ 0.00	\$ 113,221.46
		16646	St Board of Medicine	\$ 0.00	\$ 9,581,000.00	\$ (9,581,000.00)	\$ 0.00	\$ 284,401.06	\$ 6,873,091.35	\$ 0.00	\$ 2,423,507.59
		16647	St Board Of OsteoMed	\$ 0.00	\$ 2,564,000.00	\$ (2,564,000.00)	\$ 0.00	\$ 134,802.13	\$ 1,441,732.66	\$ 0.00	\$ 987,465.21
		16663	State Athletic Commi	\$ 0.00	\$ 845,000.00	\$ (845,000.00)	\$ 0.00	\$ 314.87	\$ 603,481.14	\$ 0.00	\$ 241,203.99
		20027	Pub Constitut Amend	\$ 1,375,000.00	\$ 0.00	\$ 0.00	\$ 0.00	\$ 0.00	\$ 1,374,597.12	\$ 0.00	\$ 402.88
		20028	County Election Exp	\$ 400,000.00	\$ 0.00	\$ 0.00	\$ 0.00	\$ 0.00	\$ 292,028.05	\$ 0.00	\$ 107,971.95

Commonwealth of Pennsylvania

		26239	BurCorpCharitblOrg	\$ 0.00	\$ 8,071,000.00	\$ (8,071,000.00)	\$ 0.00	\$ 15,669.03	\$ 6,707,742.25	\$ 0.00	\$ 1,347,588.72
		Result		\$ 14,207,000.00	\$ 82,950,565.35	\$ (82,950,565.35)	\$ 0.00	\$ 2,156,688.48	\$ 78,178,187.99	\$ 0.00	\$ 16,822,688.88
20	State Police	10214	Mun Police Training	\$ 1,716,000.00	\$ 1,789,905.17	\$ (1,789,905.17)	\$ 0.00	\$ 86,336.31	\$ 1,932,023.45	\$ 0.00	\$ 1,487,545.41
		10216	LEIT	\$ 6,899,000.00	\$ 20,697,000.00	\$ (20,697,000.00)	\$ 0.00	\$ 749,191.52	\$ 23,689,711.28	\$ 0.00	\$ 3,157,097.20
		10217	AFIS	\$ 885,000.00	\$ 0.00	\$ 0.00	\$ 0.00	\$ 0.00	\$ 885,000.00	\$ 0.00	\$ 0.00
		10220	Gen Govt Operations	\$ 342,100,000.00	\$ 755,555,619.53	\$ (755,555,619.53)	\$ 7,000,000.00	\$ 9,294,524.90	\$ 1,014,581,974.05	\$ 0.00	\$ 66,779,120.58
		10221	Gun Checks	\$ 4,400,000.00	\$ 0.00	\$ 0.00	\$ 0.00	\$ 0.00	\$ 4,400,000.00	\$ 0.00	\$ 0.00
		11040	PublicSafetyRadioSys	\$ 12,683,000.00	\$ 38,076,000.00	\$ (38,076,000.00)	\$ 0.00	\$ 10,037,122.07	\$ 39,821,710.25	\$ 0.00	\$ 900,167.68
		16218	FirearmsRecordsCheck	\$ 0.00	\$ 2,948,793.82	\$ (2,948,793.82)	\$ 0.00	\$ 0.00	\$ 2,615,112.01	\$ 0.00	\$ 333,681.81
		Result		\$ 368,683,000.00	\$ 819,067,318.52	\$ (819,067,318.52)	\$ 7,000,000.00	\$ 20,167,174.80	\$ 1,087,925,531.04	\$ 0.00	\$ 72,657,612.68
21	Human Services	10226	Capitation	\$ 2,507,519,000.00	\$ 2,238,032,405.02	\$ (2,238,032,405.02)	\$ 0.00	\$ 8,399,858.88	\$ 4,737,151,546.14	\$ 0.00	\$ 0.00
		10227	Special Pharm Svcs	\$ 952,000.00	\$ 0.00	\$ 0.00	\$ 0.00	\$ 465,454.12	\$ 400,423.74	\$ 0.00	\$ 86,122.14
		10229	Domestic Violence	\$ 19,093,000.00	\$ 833,000.00	\$ (833,000.00)	\$ 0.00	\$ 1,707,899.19	\$ 18,218,100.81	\$ 0.00	\$ 0.00
		10230	Human Svcs Devel Fnd	\$ 13,460,000.00	\$ 0.00	\$ 0.00	\$ 0.00	\$ 0.00	\$ 13,460,000.00	\$ 0.00	\$ 0.00
		10232	MATP	\$ 61,513,000.00	\$ 0.00	\$ 0.00	\$ 0.00	\$ 1,218,827.84	\$ 56,853,929.16	\$ (1,900,000.00)	\$ 1,540,243.00
		10233	County Adm-Statewide	\$ 46,813,000.00	\$ 2,668,901.97	\$ (2,668,901.97)	\$ 0.00	\$ 1,938,970.83	\$ 39,938,009.28	\$ (3,000,000.00)	\$ 4,604,921.86
		10234	Attendant Care	\$ 43,885,000.00	\$ 374,387.97	\$ (374,387.97)	\$ 0.00	\$ 0.00	\$ 44,187,589.40	\$ 0.00	\$ 71,798.57
		10235	Early Intervention	\$ 174,271,000.00	\$ 0.00	\$ 0.00	\$ 0.00	\$ 619,442.71	\$ 171,729,554.22	\$ 0.00	\$ 1,922,003.07
		10236	ID Res Svc Lansdowne	\$ 340,000.00	\$ 0.00	\$ 0.00	\$ 0.00	\$ 0.00	\$ 170,000.00	\$ 0.00	\$ 170,000.00
		10238	Child Support	\$ 16,298,000.00	\$ 8,484,285.47	\$ (8,484,285.47)	\$ 0.00	\$ 3,374,358.83	\$ 18,574,666.76	\$ (2,000,000.00)	\$ 833,259.88
		10243	Svcs Person w Disab	\$ 130,215,000.00	\$ 0.00	\$ 0.00	\$ 0.00	\$ 0.00	\$ 130,204,990.65	\$ 0.00	\$ 10,009.35
		10244	New Directions	\$ 15,682,000.00	\$ 0.00	\$ 0.00	\$ 19,751.25	\$ 367,767.24	\$ 13,710,343.37	\$ (500,000.00)	\$ 1,084,138.14
		10245	Breast Cancer Scrn	\$ 1,723,000.00	\$ 0.00	\$ 0.00	\$ 0.00	\$ 324,532.00	\$ 992,768.00	\$ 0.00	\$ 405,700.00
		10247	Legal Services	\$ 2,661,000.00	\$ 0.00	\$ 0.00	\$ 0.00	\$ 0.00	\$ 2,661,000.00	\$ 0.00	\$ 0.00
		10248	Mental Health Svcs	\$ 791,819,000.00	\$ 36,649,456.54	\$ (36,649,456.54)	\$ 2,088,808.00	\$ 13,016,687.36	\$ 787,141,313.92	\$ 0.00	\$ 26,221,647.26
		10249	ID State Centers	\$ 106,810,000.00	\$ 25,774,406.09	\$ (25,774,406.09)	\$ 1,085,000.00	\$ 4,508,298.33	\$ 113,310,169.01	\$ 0.00	\$ 13,680,938.75
		10250	Rape Crisis	\$ 10,921,000.00	\$ 0.00	\$ 0.00	\$ 0.00	\$ 0.00	\$ 10,891,300.05	\$ 0.00	\$ 29,699.95
		10251	Intermed Care Fac-ID	\$ 148,359,000.00	\$ 19,483,384.00	\$ (19,483,384.00)	\$ 0.00	\$ 0.00	\$ 166,370,830.03	\$ 0.00	\$ 1,471,553.97
		10252	Supplemental Grants	\$ 121,600,000.00	\$ 0.00	\$ 0.00	\$ 0.00	\$ 961,225.17	\$ 119,573,666.13	\$ (237,000.00)	\$ 828,108.70
		10253	Child Care Services	\$ 156,482,000.00	\$ 0.00	\$ 0.00	\$ 0.00	\$ 0.00	\$ 156,332,000.00	\$ (150,000.00)	\$ 0.00
		10254	Expnd Med Svcs Women	\$ 6,263,000.00	\$ 0.00	\$ 0.00	\$ 0.00	\$ 0.00	\$ 6,263,000.00	\$ 0.00	\$ 0.00
		10255	Community ID Svcs	\$ 148,943,000.00	\$ 0.00	\$ 0.00	\$ 0.00	\$ 4,199,340.53	\$ 144,325,680.55	\$ 0.00	\$ 417,978.92
		10256	Community-Bsd Family	\$ 18,558,000.00	\$ 0.00	\$ 0.00	\$ 0.00	\$ 4,599,600.69	\$ 13,720,520.11	\$ (237,879.20)	\$ 0.00
		10257	Information Systems	\$ 86,206,000.00	\$ 532,600.00	\$ (532,600.00)	\$ 3,302.27	\$ 22,734,196.63	\$ 61,456,776.81	\$ 0.00	\$ 2,544,324.29
		10258	Homeless Assist	\$ 18,496,000.00	\$ 0.00	\$ 0.00	\$ 0.00	\$ 0.00	\$ 18,457,254.00	\$ 0.00	\$ 38,746.00
		10261	YDC-YFC	\$ 63,699,000.00	\$ 22,864.00	\$ (22,864.00)	\$ 649,442.09	\$ 1,473,583.66	\$ 55,882,281.63	\$ (2,500,000.00)	\$ 3,216,556.62
		10262	Behav Health Svcs	\$ 57,149,000.00	\$ 0.00	\$ 0.00	\$ 0.00	\$ 0.00	\$ 57,142,478.00	\$ 0.00	\$ 6,522.00
		10263	Gen Govt Operations	\$ 107,884,000.00	\$ 10,614,573.42	\$ (10,614,573.42)	\$ 0.00	\$ 6,090,191.88	\$ 103,061,371.50	\$ 0.00	\$ 9,347,010.04
		10264	CAOs	\$ 255,350,000.00	\$ 0.00	\$ 0.00	\$ 9,666.66	\$ 3,819,245.81	\$ 233,101,659.94	\$ (1,500,000.00)	\$ 16,919,427.59
		10265	Cash Grants	\$ 18,287,000.00	\$ 0.00	\$ 0.00	\$ 0.00	\$ 2,674,658.55	\$ 5,066,277.69	\$ (3,300,000.00)	\$ 7,246,063.76
		10266	County Child Welfare	\$ 1,257,751,000.00	\$ 953,000.00	\$ (953,000.00)	\$ 0.00	\$ 13,524,146.41	\$ 1,035,353,601.72	\$ 0.00	\$ 209,826,251.87
		10267	MA-Long-Term Living	\$ 470,244,000.00	\$ 145,333,494.18	\$ (145,333,494.18)	\$ 0.00	\$ 11,711,871.59	\$ 603,865,622.59	\$ 0.00	\$ 0.00
		10709	M A -Academic M Cntr	\$ 21,092,000.00	\$ 0.00	\$ 0.00	\$ 0.00	\$ 0.00	\$ 21,092,000.00	\$ 0.00	\$ 0.00
		10741	Autism Intervention	\$ 27,052,000.00	\$ 0.00	\$ 0.00	\$ 700,000.00	\$ 3,380,000.00	\$ 20,750,291.01	\$ (1,800,000.00)	\$ 421,708.99
		10760	Nurse Family Prtnrsh	\$ 13,118,000.00	\$ 0.00	\$ 0.00	\$ 0.00	\$ 1,605,920.62	\$ 11,304,572.02	\$ (58,702.04)	\$ 148,805.32
		10763	Medicare Drug Progm	\$ 775,602,000.00	\$ 0.00	\$ 0.00	\$ 0.00	\$ 0.00	\$ 775,419,425.47	\$ 0.00	\$ 182,574.53
		10789	Hospital Burn Center	\$ 3,792,000.00	\$ 0.00	\$ 0.00	\$ 0.00	\$ 0.00	\$ 3,792,000.00	\$ 0.00	\$ 0.00
		10830	MA-Trauma Centers	\$ 7,397,000.00	\$ 0.00	\$ 0.00	\$ 0.00	\$ 0.00	\$ 7,397,000.00	\$ 0.00	\$ 0.00
		10912	Child Care Assistanc	\$ 109,885,000.00	\$ 1,656,072.50	\$ (1,656,072.50)	\$ 0.00	\$ 13,890,809.54	\$ 90,833,464.23	\$ (5,316,418.76)	\$ 1,500,379.97
		10946	MA-Obstet Neonatal	\$ 2,709,000.00	\$ 3,000,000.00	\$ (3,000,000.00)	\$ 0.00	\$ 0.00	\$ 5,346,405.01	\$ 0.00	\$ 362,594.99
		10952	MA-MD Practice Plans	\$ 7,502,000.00	\$ 0.00	\$ 0.00	\$ 0.00	\$ 0.00	\$ 7,069,794.46	\$ 0.00	\$ 432,205.54
		10958	MA-Crit Access Hosps	\$ 8,850,000.00	\$ 3,200,000.00	\$ (3,200,000.00)	\$ 0.00	\$ 0.00	\$ 12,050,000.00	\$ 0.00	\$ 0.00
		10975	Comm ID- Waiver Prgm	\$ 1,664,206,000.00	\$ 0.00	\$ 0.00	\$ 0.00	\$ 0.00	\$ 1,664,206,000.00	\$ 0.00	\$ 0.00
		10996	MA-Workers w/Disab	\$ 39,690,000.00	\$ 0.00	\$ 0.00	\$ 0.00	\$ 0.00	\$ 18,144,245.47	\$ 0.00	\$ 21,545,754.53
		11016	Home and Community -	\$ 182,421,000.00	\$ 0.00	\$ 0.00	\$ 0.00	\$ 0.00	\$ 182,421,000.00	\$ 0.00	\$ 0.00
		11025	Long-Term Care Manag	\$ 151,168,000.00	\$ 0.00	\$ 0.00	\$ 0.00	\$ 0.00	\$ 149,182,582.97	\$ 0.00	\$ 1,985,417.03
		11076	MA-Fee for Service	\$ 344,107,000.00	\$ 292,226,017.06	\$ (292,226,017.06)	\$ 0.00	\$ 6,858,780.68	\$ 629,471,742.86	\$ 0.00	\$ 2,493.52
		11095	CHIP Program	\$ 31,037,000.00	\$ 8,464,357.98	\$ (8,464,357.98)	\$ 0.00	\$ 0.00	\$ 39,501,357.98	\$ 0.00	\$ 0.00
		11096	CHIP Administration	\$ 786,000.00	\$ 0.00	\$ 0.00	\$ 0.00	\$ 85,628.46	\$ 528,059.67	\$ 0.00	\$ 172,311.87
		11121	ServVisuallyImpaired	\$ 3,102,000.00	\$ 0.00	\$ 0.00	\$ 0.00	\$ 518,000.00	\$ 2,584,000.00	\$ 0.00	\$ 0.00
		11122	Health Prgm Assist&S	\$ 13,325,000.00	\$ 336,000.00	\$ (336,000.00)	\$ 0.00	\$ 675,000.00	\$ 9,132,216.00	\$ 0.00	\$ 3,853,784.00
		11132	211 Communications	\$ 750,000.00	\$ 0.00	\$ 0.00	\$ 0.00	\$ 0.00	\$ 750,000.00	\$ 0.00	\$ 750,000.00
		11133	MA-CommHealthchoices	\$ 2,328,939,000.00	\$ 474,282,316.87	\$ (474,543,994.60)	\$ 0.00	\$ 510,000.00	\$ 2,804,972,994.60	\$ 0.00	\$ 0.00
		Result		\$ 12,615,776,000.00	\$ 3,272,921,523.07	\$ (3,275,183,200.80)	\$ 4,555,970.27	\$ 135,254,297.55	\$ 15,394,767,876.96	\$ (22,500,000.00)	\$ 333,881,056.02
24	Community & Econom	10274	Base Realignment	\$ 562,000.00	\$ 0.00	\$ 0.00	\$ 0.00	\$ 20.00	\$ 242,532.31	\$ 0.00	\$ 319,447.69
		10283	Rural Leadrshp Train	\$ 100,000.00	\$ 0.00	\$ 0.00	\$ 0.00	\$ 99,999.00	\$ 0.00	\$ 0.00	\$ 1.00
		10284	Tourism-Accred Zoos	\$ 800,000.00	\$ 0.00	\$ 0.00	\$ 0.00	\$ 0.00	\$ 800,000.00	\$ 0.00	\$ 0.00
		10285	Super Computer Ctr	\$ 500,000.00	\$ 0.00	\$ 0.00	\$ 0.00	\$ 48,599.00	\$ 451,401.00	\$ 0.00	\$ 0.00
		10290	Powdered Metals	\$ 100,000.00	\$ 0.00	\$ 0.00	\$ 0.00	\$ 100,000.00	\$ 0.00	\$ 0.00	\$ 0.00
		10294	Marketing Tourists	\$ 17,339,000.00	\$ 247,603.15	\$ (247,603.15)	\$ 0.00	\$ 1,287,234.96	\$ 12,915,682.33	\$ 0.00	\$ 3,383,685.86
		10302	OffcIntrntlBusDevlpm	\$ 5,871,000.00	\$ 0.00	\$ 0.00	\$ 0.00	\$ 486,062.82	\$ 4,710,445.03	\$ 0.00	\$ 674,492.15
		10303	Marketing-Business	\$ 2,027,000.00	\$ 4,000,000.00	\$ (4,000,000.00)	\$ 0.00	\$ 1,105,503.09	\$ 4,659,485.51	\$ 0.00	\$ 262,011.40
		10312	Trnsfr to BFTDA Fund	\$ 14,500,000.00	\$ 0.00	\$ 0.00	\$ 0.00	\$ 0.00	\$ 14,500,000.00	\$ 0.00	\$ 0.00
		10313	Gen Govt Operations	\$ 19,509,000.00	\$ 9,286,559.79	\$ (9,286,559.79)	\$ 0.00	\$ 742,831.29	\$ 26,177,717.67	\$ 0.00	\$ 1,875,010.83
		10318	Municipalities FRRAF	\$ 4,500,000.00	\$ 0.00	\$ 0.00	\$ 0.00	\$ 0.00	\$ 4,500,000.00	\$ 0.00	\$ 0.00

Commonwealth of Pennsylvania

		10326	PA Infrastructure TA	\$ 2,000,000.00	\$ 0.00	\$ 0.00	\$ 0.00	\$ 1,944,789.14	\$ 55,210.86	\$ 0.00	\$ 0.00
		10844	Strategic Management	\$ 2,367,000.00	\$ 0.00	\$ 0.00	\$ 0.00	\$ 1,424,608.32	\$ 605,890.72	\$ 0.00	\$ 336,500.96
		10856	Infrastr & Facility G	\$ 10,000,000.00	\$ 0.00	\$ 0.00	\$ 0.00	\$ 0.00	\$ 0.00	\$ 0.00	\$ 10,000,000.00
		10949	Office/ Open Records	\$ 3,356,000.00	\$ 0.00	\$ 0.00	\$ 0.00	\$ 1,026.02	\$ 2,774,857.80	\$ 0.00	\$ 580,116.18
		11007	Pennsylvania First	\$ 32,000,000.00	\$ 190,921,009.00	\$ (190,921,009.00)	\$ 0.00	\$ 1,873,336.02	\$ 201,706,672.98	\$ 0.00	\$ 19,341,000.00
		11008	Municipal Assistance	\$ 546,000.00	\$ 0.00	\$ 0.00	\$ 0.00	\$ 316,101.50	\$ 11,048.78	\$ 0.00	\$ 218,849.72
		11009	Keystone Communities	\$ 21,075,000.00	\$ 0.00	\$ 0.00	\$ 0.00	\$ 8,161,482.92	\$ 1,113,946.66	\$ 0.00	\$ 11,799,570.42
		11010	Partnerships/Regiona	\$ 9,880,000.00	\$ 0.00	\$ 0.00	\$ 0.00	\$ 3,609,069.02	\$ 5,296,329.94	\$ 0.00	\$ 974,601.04
		11052	Ctr Local Govt Serv	\$ 4,287,000.00	\$ 165,000.00	\$ (165,000.00)	\$ 0.00	\$ 149,418.70	\$ 4,021,163.58	\$ 0.00	\$ 281,417.72
		11077	Manufacturing PA	\$ 12,000,000.00	\$ 0.00	\$ 0.00	\$ 0.00	\$ 4,780,793.69	\$ 4,807,513.21	\$ 0.00	\$ 2,411,693.10
		11078	PublicTelevisionTech	\$ 750,000.00	\$ 0.00	\$ 0.00	\$ 0.00	\$ 0.00	\$ 750,000.00	\$ 0.00	\$ 0.00
		11104	LocMuniEmergcyRelief	\$ 14,217,000.00	\$ 0.00	\$ 0.00	\$ 0.00	\$ 50,000.00	\$ 6,265,150.00	\$ 0.00	\$ 7,901,850.00
		11127	FoodAccessInitiative	\$ 1,000,000.00	\$ 0.00	\$ 0.00	\$ 0.00	\$ 0.00	\$ 0.00	\$ 0.00	\$ 1,000,000.00
		11141	IntvgCpAth3ClcCities	\$ 100,000.00	\$ 0.00	\$ 0.00	\$ 0.00	\$ 0.00	\$ 100,000.00	\$ 0.00	\$ 0.00
		16297	Small Bus Advocate	\$ 0.00	\$ 1,795,000.00	\$ (1,795,000.00)	\$ 12,217.06	\$ 205,803.25	\$ 1,439,921.69	\$ 0.00	\$ 137,058.00
		16902	MktgAttractTourist	\$ 0.00	\$ 2,466,933.62	\$ (2,466,933.62)	\$ 0.00	\$ 0.00	\$ 2,466,933.62	\$ 0.00	\$ 0.00
		Result		\$ 179,386,000.00	\$ 208,882,105.56	\$ (208,882,105.56)	\$ 12,217.06	\$ 26,386,678.74	\$ 300,371,903.69	\$ 0.00	\$ 61,497,306.07
28	Lieutenant Governor	10666	Board Of Pardons	\$ 1,437,000.00	\$ 0.00	\$ 0.00	\$ 0.00	\$ 70.40	\$ 697,347.07	\$ 0.00	\$ 739,582.53
		10667	Lt Governor's Office	\$ 1,394,000.00	\$ 0.00	\$ 0.00	\$ 0.00	\$ 272.51	\$ 978,507.13	\$ 0.00	\$ 415,220.36
		Result		\$ 2,831,000.00	\$ 0.00	\$ 0.00	\$ 0.00	\$ 342.91	\$ 1,675,854.20	\$ 0.00	\$ 1,154,802.89
30	Historical & Museum C	10347	Gen Govt Operations	\$ 21,555,000.00	\$ 1,371,000.00	\$ (1,391,564.28)	\$ 278,900.00	\$ 163,487.53	\$ 19,796,186.30	\$ 0.00	\$ 2,707,990.45
		11057	Cult&HistSupport	\$ 2,000,000.00	\$ 0.00	\$ 0.00	\$ 0.00	\$ 0.00	\$ 99,504.00	\$ 0.00	\$ 1,900,496.00
		Result		\$ 23,555,000.00	\$ 1,371,000.00	\$ (1,391,564.28)	\$ 278,900.00	\$ 163,487.53	\$ 19,895,690.30	\$ 0.00	\$ 4,608,486.45
31	PA Emergency Manag	10349	RedCrossExtndCarePgm	\$ 250,000.00	\$ 0.00	\$ 0.00	\$ 0.00	\$ 0.00	\$ 250,000.00	\$ 0.00	\$ 0.00
		10352	FirefighrsMemriFlag	\$ 10,000.00	\$ 0.00	\$ 0.00	\$ 0.00	\$ 0.00	\$ 8,390.00	\$ 0.00	\$ 1,610.00
		10354	SFCO	\$ 2,848,000.00	\$ 1,054,513.78	\$ (1,054,626.12)	\$ 0.00	\$ 67,405.25	\$ 3,204,552.36	\$ 0.00	\$ 630,668.51
		10355	Gen Govt Operations	\$ 13,521,000.00	\$ 90,951.95	\$ (90,951.95)	\$ 0.00	\$ 1,194,149.14	\$ 11,278,292.13	\$ 0.00	\$ 1,139,510.68
		11069	Search And Rescue	\$ 250,000.00	\$ 0.00	\$ 0.00	\$ 0.00	\$ 0.00	\$ 250,000.00	\$ 0.00	\$ 0.00
		30357	Disaster Relief	\$ 18,800,000.00	\$ 0.00	\$ 0.00	\$ 0.00	\$ 34,146,311.44	\$ 22,658,068.81	\$ 0.00	\$ (38,004,380.25)
		Result		\$ 35,679,000.00	\$ 1,145,465.73	\$ (1,145,578.07)	\$ 0.00	\$ 35,407,865.83	\$ 37,649,303.30	\$ 0.00	\$ (36,232,591.06)
32	Civil Service Commiss	26469	CivilServiceCommiss	\$ 0.00	\$ 5,237,207.38	\$ (5,237,207.38)	\$ 0.00	\$ 173,584.55	\$ 3,486,417.25	\$ 0.00	\$ 1,577,205.58
35	Environmental Protect	10381	Env Protect Operatns	\$ 84,523,000.00	\$ 34,416,170.35	\$ (34,416,170.35)	\$ 0.00	\$ 1,218,311.00	\$ 114,219,483.82	\$ (500,000.00)	\$ 3,001,375.53
		10382	Env Prog Mgmt	\$ 28,420,000.00	\$ 5,859,341.27	\$ (5,859,341.27)	\$ 0.00	\$ 665,797.53	\$ 30,696,172.32	\$ (500,000.00)	\$ 2,417,371.42
		10386	BlackflyCont&Resear	\$ 3,357,000.00	\$ 977,834.00	\$ (977,834.00)	\$ 0.00	\$ 109,917.20	\$ 4,136,292.08	\$ 0.00	\$ 88,624.72
		10389	West Nile Virus Cont	\$ 5,378,000.00	\$ 517,986.45	\$ (517,986.45)	\$ 0.00	\$ 1,188,055.21	\$ 4,324,960.88	\$ 0.00	\$ 382,970.36
		10390	Gen Govt Operations	\$ 13,469,000.00	\$ 22,847,301.35	\$ (22,847,301.35)	\$ 0.00	\$ 1,841,881.64	\$ 27,479,001.75	\$ 0.00	\$ 6,995,417.96
		26251	Sewage Fac Progm	\$ 0.00	\$ 606,683.00	\$ (606,683.00)	\$ 0.00	\$ 0.00	\$ 593,376.92	\$ 0.00	\$ 13,306.08
		Result		\$ 135,147,000.00	\$ 65,225,316.42	\$ (65,225,316.42)	\$ 0.00	\$ 5,023,962.58	\$ 181,449,287.77	\$ (1,000,000.00)	\$ 12,899,066.07
37	Environmental Hearing	10393	Env. Hrg. Bd	\$ 2,574,000.00	\$ 0.00	\$ 0.00	\$ 0.00	\$ 62,705.84	\$ 2,139,930.91	\$ 0.00	\$ 371,363.25
38	Conservation & Natur	10394	State Forest Oper	\$ 25,742,000.00	\$ 22,274,952.38	\$ (22,274,952.38)	\$ 0.00	\$ 883,411.20	\$ 42,228,686.99	\$ 0.00	\$ 4,904,854.19
		10395	State Park Operation	\$ 55,311,000.00	\$ 28,362,736.73	\$ (33,227,785.68)	\$ 0.00	\$ 3,658,542.97	\$ 70,545,476.71	\$ 0.00	\$ 14,334,766.00
		10396	Hertge & Othr Parks	\$ 1,025,000.00	\$ 3,405,000.00	\$ (3,405,000.00)	\$ 0.00	\$ 744,600.00	\$ 2,105,400.00	\$ 0.00	\$ 1,580,000.00
		10399	Gen Govt Operations	\$ 25,804,000.00	\$ 3,803,077.37	\$ (3,803,077.37)	\$ 0.00	\$ 471,061.87	\$ 26,663,212.79	\$ 0.00	\$ 2,472,802.71
		10673	Ann Fix Chg - Pro 70	\$ 88,000.00	\$ 0.00	\$ 0.00	\$ 0.00	\$ 0.00	\$ 87,996.95	\$ 0.00	\$ 3.05
		10674	Ann Fix Chg - Park	\$ 430,000.00	\$ 0.00	\$ 0.00	\$ 0.00	\$ 0.00	\$ 313,625.80	\$ 0.00	\$ 116,374.20
		10675	Ann Fix Chg - Flood	\$ 70,000.00	\$ 0.00	\$ 0.00	\$ 0.00	\$ 0.00	\$ 52,668.39	\$ 0.00	\$ 17,331.61
		10676	Ann Fix Chg - Forest	\$ 7,808,000.00	\$ 0.00	\$ 0.00	\$ 0.00	\$ 0.00	\$ 7,751,126.37	\$ 0.00	\$ 56,873.63
		11128	ParksForestInfraProj	\$ 900,000.00	\$ 0.00	\$ 0.00	\$ 0.00	\$ 900,000.00	\$ 0.00	\$ 0.00	\$ 0.00
		26452	ATV Management	\$ 0.00	\$ 3,006,730.34	\$ (3,006,730.34)	\$ 0.00	\$ 949,338.92	\$ 1,319,233.42	\$ 0.00	\$ 738,158.00
		26453	SnowmobileManagement	\$ 0.00	\$ 535,010.94	\$ (535,010.94)	\$ 0.00	\$ 187,339.39	\$ 321,868.38	\$ 0.00	\$ 25,803.17
		26464	Forest Regeneration	\$ 0.00	\$ 2,056,896.45	\$ (2,056,896.45)	\$ 0.00	\$ 228,924.46	\$ 830,349.85	\$ 0.00	\$ 997,622.14
		Result		\$ 117,178,000.00	\$ 63,444,404.21	\$ (68,309,453.16)	\$ 0.00	\$ 8,023,218.81	\$ 152,219,645.65	\$ 0.00	\$ 25,244,588.70
39	PA Higher Education A	10400	Grants to Student	\$ 310,733,000.00	\$ 0.00	\$ 0.00	\$ 0.00	\$ 0.00	\$ 310,733,000.00	\$ 0.00	\$ 0.00
		10401	Match Pay-Stu Aid Fd	\$ 13,121,000.00	\$ 0.00	\$ 0.00	\$ 0.00	\$ 0.00	\$ 13,121,000.00	\$ 0.00	\$ 0.00
		10402	Horace Mann Bds-LPHS	\$ 800,000.00	\$ 0.00	\$ 0.00	\$ 0.00	\$ 0.00	\$ 800,000.00	\$ 0.00	\$ 0.00
		10405	Inst Assist Grants	\$ 26,521,000.00	\$ 0.00	\$ 0.00	\$ 0.00	\$ 0.00	\$ 26,521,000.00	\$ 0.00	\$ 0.00
		10408	Cheyney U Keystone A	\$ 3,500,000.00	\$ 0.00	\$ 0.00	\$ 0.00	\$ 0.00	\$ 3,500,000.00	\$ 0.00	\$ 0.00
		10833	PA Intern Prgm Grts	\$ 450,000.00	\$ 0.00	\$ 0.00	\$ 0.00	\$ 0.00	\$ 450,000.00	\$ 0.00	\$ 0.00
		11017	Higher Education for	\$ 2,358,000.00	\$ 0.00	\$ 0.00	\$ 0.00	\$ 0.00	\$ 2,358,000.00	\$ 0.00	\$ 0.00
		11018	Higher Education -BI	\$ 49,000.00	\$ 0.00	\$ 0.00	\$ 0.00	\$ 0.00	\$ 49,000.00	\$ 0.00	\$ 0.00
		11071	Ready To Succeed Sch	\$ 5,550,000.00	\$ 0.00	\$ 0.00	\$ 0.00	\$ 0.00	\$ 5,550,000.00	\$ 0.00	\$ 0.00
		11146	TargetIndScholarProg	\$ 6,300,000.00	\$ 0.00	\$ 0.00	\$ 0.00	\$ 0.00	\$ 6,300,000.00	\$ 0.00	\$ 0.00
		Result		\$ 369,382,000.00	\$ 0.00	\$ 0.00	\$ 0.00	\$ 0.00	\$ 369,382,000.00	\$ 0.00	\$ 0.00
40	Ethics Commission	10677	State Ethics Comm	\$ 3,015,000.00	\$ 0.00	\$ 0.00	\$ 0.00	\$ 52,124.47	\$ 2,757,908.50	\$ 0.00	\$ 204,967.03
41	Senate	30037	Senators' Salaries	\$ 8,864,000.00	\$ 0.00	\$ 0.00	\$ 0.00	\$ 0.00	\$ 6,781,785.02	\$ 0.00	\$ 2,082,214.98
		30039	Employes/Chief Clerk	\$ 3,085,000.00	\$ 0.00	\$ 0.00	\$ 0.00	\$ 0.00	\$ 0.00	\$ 0.00	\$ 3,085,000.00
		30040	Sal Officers&Employe	\$ 13,973,000.00	\$ 0.00	\$ 0.00	\$ 0.00	\$ 0.00	\$ 12,421,990.72	\$ 0.00	\$ 1,551,009.28
		30047	Committee/Approp-R	\$ 1,507,500.00	\$ 0.00	\$ 0.00	\$ 0.00	\$ 0.00	\$ 499,519.07	\$ 0.00	\$ 1,007,980.93
		30060	Incidental Expenses	\$ 3,595,000.00	\$ 0.00	\$ 0.00	\$ 0.00	\$ 0.00	\$ 97,204.62	\$ 0.00	\$ 3,497,795.38
		30061	Committee/Approp-D	\$ 1,507,500.00	\$ 0.00	\$ 0.00	\$ 0.00	\$ 0.00	\$ 574,860.38	\$ 0.00	\$ 932,639.62
		30062	Expenses-Senators	\$ 1,416,000.00	\$ 0.00	\$ 0.00	\$ 0.00	\$ 0.00	\$ 193,649.00	\$ 0.00	\$ 1,222,351.00
		30063	Leg Printing&Exp	\$ 8,048,000.00	\$ 0.00	\$ 0.00	\$ 0.00	\$ 0.00	\$ 291,579.73	\$ 0.00	\$ 7,756,420.27
		30218	Caucus Operations	\$ 37,534,670.00	\$ 0.00	\$ 0.00	\$ 0.00	\$ 0.00	\$ 28,505,123.72	\$ 0.00	\$ 9,029,546.28
		30219	Caucus Operations(R)	\$ 42,326,330.00	\$ 0.00	\$ 0.00	\$ 0.00	\$ 0.00	\$ 27,895,463.52	\$ 0.00	\$ 14,430,866.48
		Result		\$ 121,857,000.00	\$ 0.00	\$ 0.00	\$ 0.00	\$ 0.00	\$ 77,261,175.78	\$ 0.00	\$ 44,595,824.22

Commonwealth of Pennsylvania

42	House of Representati	30073	Mem/Sal/Speaker's EC	\$ 35,290,000.00	\$ 0.00	\$ 0.00	\$ 0.00	\$ 0.00	\$ 32,254,645.88	\$ 0.00	\$ 3,035,354.12
		30077	Speaker's Office	\$ 1,810,000.00	\$ 0.00					\$ 0.00	\$ 1,810,000.00
		30078	Bi-Part Comm,CC&C	\$ 14,834,000.00	\$ 0.00	\$ 0.00	\$ 0.00	\$ 0.00	\$ 10,097,437.63	\$ 0.00	\$ 4,736,562.37
		30080	Mileage-Reps,Off&Emp	\$ 572,000.00	\$ 0.00	\$ 0.00	\$ 0.00	\$ 0.00	\$ 396,209.03	\$ 0.00	\$ 175,790.97
		30082	Chief Clerk&Leg Jnal	\$ 2,816,000.00	\$ 0.00	\$ 0.00	\$ 0.00	\$ 0.00	\$ 927,752.76	\$ 0.00	\$ 1,888,247.24
		30083	Speaker	\$ 20,000.00	\$ 0.00					\$ 0.00	\$ 20,000.00
		30084	Chief Clerk	\$ 1,091,000.00	\$ 0.00	\$ 0.00	\$ 0.00	\$ 0.00	\$ 668,623.85	\$ 0.00	\$ 422,376.15
		30085	Floor Leader (R)	\$ 7,000.00	\$ 0.00					\$ 0.00	\$ 7,000.00
		30086	Floor Leader (D)	\$ 7,000.00	\$ 0.00	\$ 0.00	\$ 0.00	\$ 0.00	\$ 7,000.00	\$ 0.00	\$ 0.00
		30087	WHIP (R)	\$ 6,000.00	\$ 0.00	\$ 0.00	\$ 0.00	\$ 0.00	\$ 6,000.00	\$ 0.00	\$ 0.00
		30088	WHIP (D)	\$ 6,000.00	\$ 0.00	\$ 0.00	\$ 0.00	\$ 0.00	\$ 6,000.00	\$ 0.00	\$ 0.00
		30089	Chairman Caucus R	\$ 3,000.00	\$ 0.00	\$ 0.00	\$ 0.00	\$ 0.00	\$ 3,000.00	\$ 0.00	\$ 0.00
		30090	Chairman Caucus-D	\$ 3,000.00	\$ 0.00	\$ 0.00	\$ 0.00	\$ 0.00	\$ 3,000.00	\$ 0.00	\$ 0.00
		30091	Chair-Approp Comm-R	\$ 6,000.00	\$ 0.00					\$ 0.00	\$ 6,000.00
		30092	Caucus Admin-R	\$ 2,000.00	\$ 0.00	\$ 0.00	\$ 0.00	\$ 0.00	\$ 2,000.00	\$ 0.00	\$ 0.00
		30093	Caucus Admin-D	\$ 2,000.00	\$ 0.00	\$ 0.00	\$ 0.00	\$ 0.00	\$ 2,000.00	\$ 0.00	\$ 0.00
		30094	Secretary-Caucus	\$ 3,000.00	\$ 0.00	\$ 0.00	\$ 0.00	\$ 0.00	\$ 3,000.00	\$ 0.00	\$ 0.00
		30095	Incidental Expenses	\$ 7,569,000.00	\$ 0.00	\$ 0.00	\$ 0.00	\$ 0.00	\$ 5,382,122.93	\$ 0.00	\$ 2,186,877.07
		30097	Comm on Approp-R	\$ 3,223,000.00	\$ 0.00					\$ 0.00	\$ 3,223,000.00
		30099	Exp-Representative	\$ 4,251,000.00	\$ 0.00	\$ 0.00	\$ 0.00	\$ 0.00	\$ 1,481,995.59	\$ 0.00	\$ 2,769,004.41
		30100	Leg Printing&Expense	\$ 10,674,000.00	\$ 0.00	\$ 0.00	\$ 0.00	\$ 0.00	\$ 8,037,144.89	\$ 0.00	\$ 2,636,855.11
		30101	Secretary-Caucus	\$ 3,000.00	\$ 0.00	\$ 0.00	\$ 0.00	\$ 0.00	\$ 3,000.00	\$ 0.00	\$ 0.00
		30102	Special Leader Act-R	\$ 6,045,000.00	\$ 0.00					\$ 0.00	\$ 6,045,000.00
		30103	Special Leader Act-D	\$ 6,045,000.00	\$ 0.00					\$ 0.00	\$ 6,045,000.00
		30104	Chair-Policy Comm	\$ 2,000.00	\$ 0.00	\$ 0.00	\$ 0.00	\$ 0.00	\$ 2,000.00	\$ 0.00	\$ 0.00
		30105	Comm on Approp-D	\$ 3,223,000.00	\$ 0.00					\$ 0.00	\$ 3,223,000.00
		30106	Chair-Policy Comm	\$ 2,000.00	\$ 0.00	\$ 0.00	\$ 0.00	\$ 0.00	\$ 2,000.00	\$ 0.00	\$ 0.00
		30107	Admin for Staff-D	\$ 20,000.00	\$ 0.00					\$ 0.00	\$ 20,000.00
		30108	Chair-Approp Comm-D	\$ 6,000.00	\$ 0.00					\$ 0.00	\$ 6,000.00
		30109	Admin for Staff-R	\$ 20,000.00	\$ 0.00					\$ 0.00	\$ 20,000.00
		30311	CaucusOps (R)	\$ 69,275,000.00	\$ 0.00	\$ 0.00	\$ 0.00	\$ 0.00	\$ 63,847,308.09	\$ 0.00	\$ 5,427,691.91
		30312	CaucusOps (D)	\$ 64,100,000.00	\$ 0.00	\$ 0.00	\$ 0.00	\$ 0.00	\$ 43,454,619.36	\$ 0.00	\$ 20,645,380.64
		Result		\$ 230,936,000.00	\$ 0.00	\$ 0.00	\$ 0.00	\$ 0.00	\$ 166,586,860.01	\$ 0.00	\$ 64,349,139.99
43	Health Care Cost Cont	30309	Health Care Cost	\$ 3,355,000.00	\$ 0.00	\$ 0.00	\$ 0.00	\$ 0.00	\$ 3,351,254.30	\$ 0.00	\$ 3,745.70
44	Legislative Reference	30115	LRB-Sal & Exp	\$ 9,691,000.00	\$ 0.00	\$ 0.00	\$ 0.00	\$ 0.00	\$ 3,000,441.82	\$ 0.00	\$ 6,690,558.18
		30117	Print/Pa Bullet&Code	\$ 886,000.00	\$ 0.00					\$ 0.00	\$ 886,000.00
		30359	Contingent Expenses	\$ 25,000.00	\$ 0.00	\$ 0.00	\$ 0.00	\$ 0.00	\$ 25,000.00	\$ 0.00	\$ 0.00
		Result		\$ 10,602,000.00	\$ 0.00	\$ 0.00	\$ 0.00	\$ 0.00	\$ 3,025,441.82	\$ 0.00	\$ 7,576,558.18
45	Legislative Misc & Cor	30118	Local Gov Commission	\$ 1,283,000.00	\$ 0.00	\$ 0.00	\$ 0.00	\$ 0.00	\$ 258,047.35	\$ 0.00	\$ 1,024,952.65
		30119	Leg Audit Advry Comm	\$ 285,000.00	\$ 0.00					\$ 0.00	\$ 285,000.00
		30121	Local Government Cod	\$ 24,000.00	\$ 48.60	\$ (61.20)	\$ 0.00	\$ 0.00	\$ 0.00	\$ 0.00	\$ 24,061.20
		30122	Capitol Preserv Comm	\$ 827,000.00	\$ 0.00	\$ 0.00	\$ 0.00	\$ 0.00	\$ 452,556.62	\$ 0.00	\$ 374,443.38
		30123	Capitol Restoration	\$ 3,157,000.00	\$ 0.00	\$ 0.00	\$ 0.00	\$ 0.00	\$ 933,467.33	\$ 0.00	\$ 2,223,532.67
		30127	Comm on Sentencing	\$ 2,553,000.00	\$ 0.00	\$ 0.00	\$ 0.00	\$ 0.00	\$ 2,202,105.01	\$ 0.00	\$ 350,894.99
		30129	Center for Rural Pa	\$ 1,128,000.00	\$ 0.00	\$ 0.00	\$ 0.00	\$ 0.00	\$ 515,459.67	\$ 0.00	\$ 612,540.33
		30131	Leg Reapport Comm	\$ 1,053,000.00	\$ 0.00					\$ 0.00	\$ 1,053,000.00
		30308	Independent Fisca	\$ 2,343,000.00	\$ 0.00	\$ 0.00	\$ 0.00	\$ 0.00	\$ 681,751.37	\$ 0.00	\$ 1,661,248.63
		30721	Mail Process Cent	\$ 3,583,000.00	\$ 0.00	\$ 0.00	\$ 0.00	\$ 0.00	\$ 1,128,539.24	\$ 0.00	\$ 2,454,460.76
		Result		\$ 16,236,000.00	\$ 48.60	\$ (61.20)	\$ 0.00	\$ 0.00	\$ 6,171,926.59	\$ 0.00	\$ 10,064,134.61
46	Joint State Governmen	30133	Joint St Govern Comm	\$ 1,701,000.00	\$ 0.00	\$ 0.00	\$ 0.00	\$ 0.00	\$ 535,679.37	\$ 0.00	\$ 1,165,320.63
47	Legislative Budget and	30134	Leg Bud & Fin Comm	\$ 2,020,000.00	\$ 0.00	\$ 0.00	\$ 0.00	\$ 0.00	\$ 261,010.69	\$ 0.00	\$ 1,758,989.31
48	Legislative Data Proce	30135	Leg Data Proc Center	\$ 32,255,000.00	\$ 0.00	\$ 0.00	\$ 0.00	\$ 0.00	\$ 13,656,431.34	\$ 0.00	\$ 18,598,568.66
		30360	LDP-IT Modernizatzn	\$ 2,500,000.00	\$ 0.00					\$ 0.00	\$ 2,500,000.00
		Result		\$ 34,755,000.00	\$ 0.00	\$ 0.00	\$ 0.00	\$ 0.00	\$ 13,656,431.34	\$ 0.00	\$ 21,098,568.66
49	Air & Water Pollution C	30136	Jnt Leg A&W PCC	\$ 582,000.00	\$ 0.00	\$ 0.00	\$ 0.00	\$ 0.00	\$ 472,636.20	\$ 0.00	\$ 109,363.80
51	Supreme Court	10414	Court Administrator	\$ 11,577,000.00	\$ 3,206,368.24	\$ (3,805,004.85)	\$ 0.00	\$ 0.00	\$ 14,737,745.84	\$ 0.00	\$ 644,259.01
		10417	Supreme Court	\$ 17,150,000.00	\$ 5,028,419.74	\$ (5,148,270.97)	\$ 0.00	\$ 0.00	\$ 20,695,224.38	\$ 0.00	\$ 1,603,046.59
		10420	Justice Expenses	\$ 118,000.00	\$ 0.00	\$ 53,000.00	\$ 0.00	\$ 0.00	\$ 62,918.23	\$ 0.00	\$ 2,081.77
		10423	Judicial Conduct Bd	\$ 2,468,000.00	\$ 4,061.28	\$ (7,010.78)	\$ 0.00	\$ 0.00	\$ 2,132,173.82	\$ 0.00	\$ 342,836.96
		10424	Crt of Judicial Disc	\$ 468,000.00	\$ 676.87	\$ (1,045.56)	\$ 0.00	\$ 0.00	\$ 462,412.83	\$ 0.00	\$ 6,632.73
		10426	Integ Criminal Jst S	\$ 2,372,000.00	\$ 0.00	\$ 0.00	\$ 0.00	\$ 0.00	\$ 1,854,792.67	\$ 0.00	\$ 517,207.33
		10429	St Fnd-Court Mgmt Ed	\$ 73,000.00	\$ 0.00	\$ 62,484.48	\$ 0.00	\$ 0.00	\$ 10,515.52	\$ 0.00	\$ 0.00
		10430	DistrictCourtAdmin	\$ 19,657,000.00	\$ 8,541,307.77	\$ (8,585,053.26)	\$ 0.00	\$ 0.00	\$ 27,173,822.25	\$ 0.00	\$ 1,068,231.01
		10431	St Fnd-Judicial Coun	\$ 141,000.00	\$ 0.00	\$ 51,000.00	\$ 0.00	\$ 0.00	\$ 87,033.48	\$ 0.00	\$ 2,966.52
		10913	Interbranch Commissn	\$ 350,000.00	\$ 14,000.00	\$ (14,000.00)	\$ 0.00	\$ 0.00	\$ 292,559.61	\$ 0.00	\$ 71,440.39
		10956	Judicial Center Oper	\$ 814,000.00	\$ 265,836.36	\$ (454,802.83)	\$ 0.00	\$ 0.00	\$ 1,080,541.72	\$ 0.00	\$ 188,261.11
		11019	Rules Committees	\$ 1,595,000.00	\$ 3,978.49	\$ 143,809.39	\$ 0.00	\$ 0.00	\$ 1,289,591.28	\$ 0.00	\$ 161,599.33
		11110	OfficeOfElderJustice	\$ 496,000.00	\$ 0.00	\$ 146,000.00	\$ 0.00	\$ 0.00	\$ 344,280.96	\$ 0.00	\$ 5,719.04
		14421	St Judicial Comp Sys	\$ 0.00	\$ 44,426,255.96	\$ (45,613,655.02)	\$ 0.00	\$ 0.00	\$ 40,524,451.08	\$ 0.00	\$ 5,089,203.94
		30249	Judicial System Se	\$ 2,002,000.00	\$ 594.09	\$ (962.78)	\$ 0.00	\$ 0.00	\$ 542,600.10	\$ 0.00	\$ 1,460,362.68
		Result		\$ 59,281,000.00	\$ 61,491,498.80	\$ (63,173,512.18)	\$ 0.00	\$ 0.00	\$ 111,290,663.77	\$ 0.00	\$ 11,163,848.41
52	Superior Court	10432	Superior Court	\$ 32,377,000.00	\$ 10,032,300.59	\$ (10,210,228.73)	\$ 0.00	\$ 0.00	\$ 39,615,127.65	\$ 0.00	\$ 2,972,101.08
		10433	Judges Expenses	\$ 183,000.00	\$ 0.00	\$ 101,780.39	\$ 0.00	\$ 0.00	\$ 81,219.61	\$ 0.00	\$ 0.00
		Result		\$ 32,560,000.00	\$ 10,032,300.59	\$ (10,108,448.34)	\$ 0.00	\$ 0.00	\$ 39,696,347.26	\$ 0.00	\$ 2,972,101.08
53	Courts of Common Ple	10435	Court-Common Pleas	\$ 117,739,000.00	\$ 22,536,676.38	\$ (25,204,753.78)	\$ 0.00	\$ 0.00	\$ 138,436,140.40	\$ 0.00	\$ 4,507,613.38



Commonwealth of Pennsylvania

		10436	Senior Judges	\$ 4,004,000.00	\$ 577,000.00	\$ 487,160.00	\$ 0.00	\$ 0.00	\$ 3,035,516.50	\$ 0.00	\$ 481,323.50
		10437	Judicial Education	\$ 1,247,000.00	\$ 311,320.68	\$ (311,320.68)	\$ 0.00	\$ 0.00	\$ 1,333,582.09	\$ 0.00	\$ 224,738.59
		10438	Ethics Committee	\$ 62,000.00	\$ 0.00	\$ 0.00	\$ 0.00	\$ 0.00	\$ 12,023.73	\$ 0.00	\$ 49,976.27
		11044	Problem-Solvng Courts	\$ 1,103,000.00	\$ 0.00	\$ 0.00	\$ 0.00	\$ 0.00	\$ 274,257.34	\$ 0.00	\$ 828,742.66
		Result		\$ 124,155,000.00	\$ 23,424,997.06	\$ (25,028,914.46)	\$ 0.00	\$ 0.00	\$ 143,091,520.06	\$ 0.00	\$ 6,092,394.40
57	Miscellaneous Judges	10439	CountyCourtsReimburs	\$ 23,136,000.00	\$ 0.00	\$ 0.00	\$ 0.00	\$ 0.00	\$ 23,136,000.00	\$ 0.00	\$ 0.00
		10440	JurorsCostReimbursmt	\$ 1,118,000.00	\$ 0.00	\$ 453,403.36	\$ 0.00	\$ 0.00	\$ 664,596.64	\$ 0.00	\$ 0.00
		10441	Senior Judge Reimb	\$ 1,375,000.00	\$ 0.00	\$ 0.00	\$ 0.00	\$ 0.00	\$ 1,375,000.00	\$ 0.00	\$ 0.00
		11091	Court Interpreter Co	\$ 1,500,000.00	\$ 0.00	\$ 0.00	\$ 0.00	\$ 0.00	\$ 1,500,000.00	\$ 0.00	\$ 0.00
		Result		\$ 27,129,000.00	\$ 0.00	\$ 453,403.36	\$ 0.00	\$ 0.00	\$ 26,675,596.64	\$ 0.00	\$ 0.00
58	Commonwealth Court	10447	Commonwealth Court	\$ 21,192,000.00	\$ 173,598.51	\$ 917,659.13	\$ 0.00	\$ 0.00	\$ 19,189,604.62	\$ 0.00	\$ 1,084,736.25
		10448	Judges Expenses	\$ 132,000.00	\$ 0.00	\$ 57,000.00	\$ 0.00	\$ 0.00	\$ 74,529.16	\$ 0.00	\$ 470.84
		Result		\$ 21,324,000.00	\$ 173,598.51	\$ 974,659.13	\$ 0.00	\$ 0.00	\$ 19,264,133.78	\$ 0.00	\$ 1,085,207.09
59	Magisterial District Ju	10451	MaglDistrictJustices	\$ 82,802,000.00	\$ 12,912,260.40	\$ (13,121,566.81)	\$ 0.00	\$ 0.00	\$ 92,976,183.91	\$ 0.00	\$ 2,947,382.90
		10452	District Justices Ed	\$ 744,000.00	\$ 336,380.64	\$ (284,366.70)	\$ 0.00	\$ 0.00	\$ 699,872.57	\$ 0.00	\$ 328,494.13
		Result		\$ 83,546,000.00	\$ 13,248,641.04	\$ (13,405,933.51)	\$ 0.00	\$ 0.00	\$ 93,676,056.48	\$ 0.00	\$ 3,275,877.03
62	Philadelphia Municipa	10456	Municipal Court	\$ 7,794,000.00	\$ 0.00	\$ (2,599,421.77)	\$ 0.00	\$ 0.00	\$ 9,799,120.63	\$ 0.00	\$ 594,301.14
63	Regulatory Review Co	30138	Indep Reg Rev Comm	\$ 2,155,000.00	\$ 0.00	\$ 0.00	\$ 0.00	\$ 0.00	\$ 0.00	\$ 0.00	\$ 2,155,000.00
64	Thaddeus Stevens Col	10876	Thaddeus College	\$ 18,701,000.00	\$ 0.00	\$ 0.00	\$ 0.00	\$ 0.00	\$ 18,701,000.00	\$ 0.00	\$ 0.00
67	Health	10461	TB Scrng&Trtmt	\$ 913,000.00	\$ 0.00	\$ 0.00	\$ 0.00	\$ 231,964.97	\$ 566,607.26	\$ 0.00	\$ 114,427.77
		10462	Sickle Cell	\$ 1,260,000.00	\$ 0.00	\$ 0.00	\$ 0.00	\$ 309,017.49	\$ 950,982.51	\$ 0.00	\$ 0.00
		10463	Adlt Cystic Fibrosis	\$ 750,000.00	\$ 0.00	\$ 0.00	\$ 0.00	\$ 342,088.14	\$ 403,670.60	\$ 0.00	\$ 4,241.26
		10464	Hemophilia	\$ 959,000.00	\$ 0.00	\$ 0.00	\$ 0.00	\$ 205,985.29	\$ 753,014.71	\$ 0.00	\$ 0.00
		10465	Local Health-Envir.	\$ 2,389,000.00	\$ 0.00	\$ 0.00	\$ 0.00	\$ 0.00	\$ 2,389,000.00	\$ 0.00	\$ 0.00
		10466	Cooley's Anemia	\$ 100,000.00	\$ 0.00	\$ 0.00	\$ 0.00	\$ 24,443.60	\$ 75,556.40	\$ 0.00	\$ 0.00
		10467	Quality Assurance	\$ 23,513,000.00	\$ 124,565.11	\$ (124,565.11)	\$ 0.00	\$ 185,926.51	\$ 17,578,881.47	\$ (1,000,000.00)	\$ 4,872,757.13
		10469	Vital Statistics	\$ 100,000.00	\$ 0.00	\$ 0.00	\$ 0.00	\$ 0.00	\$ 99,987.61	\$ 0.00	\$ 12.39
		10470	State Laboratory	\$ 4,350,000.00	\$ 2,380,008.47	\$ (2,380,008.47)	\$ 0.00	\$ 70,175.50	\$ 5,773,793.46	\$ 0.00	\$ 886,039.51
		10471	State Hlth Care Ctrs	\$ 22,505,000.00	\$ 0.00	\$ 0.00	\$ 0.00	\$ 151,519.47	\$ 19,976,176.49	\$ 0.00	\$ 2,377,304.04
		10472	Tourette Syndrome	\$ 150,000.00	\$ 0.00	\$ 0.00	\$ 0.00	\$ 30,650.34	\$ 119,349.66	\$ 0.00	\$ 0.00
		10473	Trauma Prevention	\$ 460,000.00	\$ 0.00	\$ 0.00	\$ 0.00	\$ 49,510.96	\$ 410,489.04	\$ 0.00	\$ 0.00
		10474	Lupus	\$ 100,000.00	\$ 0.00	\$ 0.00	\$ 0.00	\$ 19,984.09	\$ 80,015.91	\$ 0.00	\$ 0.00
		10475	Reg Poison Ctrl Ctr	\$ 700,000.00	\$ 0.00	\$ 0.00	\$ 0.00	\$ 0.00	\$ 700,000.00	\$ 0.00	\$ 0.00
		10477	Prim Hlth Care Pract	\$ 4,550,000.00	\$ 0.00	\$ 0.00	\$ 0.00	\$ 1,161,557.40	\$ 3,039,145.68	\$ 0.00	\$ 349,296.92
		10479	Svs-Chld w Sp needs	\$ 1,728,000.00	\$ 0.00	\$ 0.00	\$ 0.00	\$ 456,895.29	\$ 1,271,104.16	\$ 0.00	\$ 0.55
		10491	Epilepsy Supp Svcs	\$ 550,000.00	\$ 0.00	\$ 0.00	\$ 0.00	\$ 49,503.43	\$ 500,496.57	\$ 0.00	\$ 0.00
		10493	Reg Cancer Inst	\$ 1,200,000.00	\$ 0.00	\$ 0.00	\$ 0.00	\$ 329,294.61	\$ 870,705.39	\$ 0.00	\$ 0.00
		10495	Bio-Tech Research	\$ 7,700,000.00	\$ 0.00	\$ 0.00	\$ 0.00	\$ 1,800,000.00	\$ 5,300,000.00	\$ 0.00	\$ 600,000.00
		10497	Gen Govt Operations	\$ 26,283,000.00	\$ 206,363.93	\$ (206,363.93)	\$ 0.00	\$ 509,756.24	\$ 21,643,257.86	\$ 0.00	\$ 4,336,349.83
		10502	Newborn Screening	\$ 7,092,000.00	\$ 0.00	\$ 0.00	\$ 0.00	\$ 1,245,984.50	\$ 5,462,583.08	\$ 0.00	\$ 383,432.42
		10651	Maternal & Child Hlt	\$ 1,533,000.00	\$ 0.00	\$ 0.00	\$ 0.00	\$ 83,398.26	\$ 1,229,708.43	\$ 0.00	\$ 219,893.31
		10652	Local Health Depts	\$ 25,421,000.00	\$ 0.00	\$ 0.00	\$ 0.00	\$ 0.00	\$ 21,600,162.37	\$ 0.00	\$ 3,820,837.63
		10654	School Dist Hlth Svc	\$ 35,620,000.00	\$ 0.00	\$ 0.00	\$ 0.00	\$ 0.00	\$ 31,109,464.60	\$ (1,000,000.00)	\$ 3,510,535.40
		10655	Renal Dialysis	\$ 6,300,000.00	\$ 0.00	\$ 0.00	\$ 0.00	\$ 2,821,340.34	\$ 3,224,552.17	\$ 0.00	\$ 254,107.49
		10657	Diabetes Programs	\$ 200,000.00	\$ 0.00	\$ 0.00	\$ 0.00	\$ 56,657.72	\$ 143,342.28	\$ 0.00	\$ 0.00
		10658	STD - Screen & Treat	\$ 1,757,000.00	\$ 0.00	\$ 0.00	\$ 0.00	\$ 153,190.61	\$ 1,458,379.34	\$ 0.00	\$ 145,430.05
		11012	Health Innovation	\$ 914,000.00	\$ 0.00	\$ 0.00	\$ 0.00	\$ 120,083.28	\$ 413,570.97	\$ 0.00	\$ 380,345.75
		11014	Cancer ScreeningServ	\$ 2,563,000.00	\$ 0.00	\$ 0.00	\$ 0.00	\$ 760,281.71	\$ 1,802,716.19	\$ 0.00	\$ 2.10
		11043	AmyotrLateralScleros	\$ 850,000.00	\$ 0.00	\$ 0.00	\$ 0.00	\$ 269,159.29	\$ 580,840.71	\$ 0.00	\$ 0.00
		11055	ComBaseHlth Car Subs	\$ 2,125,000.00	\$ 0.00	\$ 0.00	\$ 0.00	\$ 681,654.78	\$ 1,326,886.38	\$ 0.00	\$ 116,458.84
		11068	AIDS Prgm&Sp Pharm	\$ 12,436,000.00	\$ 0.00	\$ 0.00	\$ 0.00	\$ 3,726,061.16	\$ 7,179,573.23	\$ 0.00	\$ 1,530,365.61
		11080	AchBtrCareMAP Admin	\$ 3,172,000.00	\$ 0.00	\$ 0.00	\$ 0.00	\$ 159,387.27	\$ 1,887,991.55	\$ (500,000.00)	\$ 624,621.18
		11129	Lyme Disease	\$ 3,000,000.00	\$ 0.00	\$ 0.00	\$ 0.00	\$ 509,593.18	\$ 1,909,794.76	\$ 0.00	\$ 580,612.06
		11130	Leukemia/Lymphoma	\$ 200,000.00	\$ 0.00	\$ 0.00	\$ 0.00	\$ 0.00	\$ 200,000.00	\$ 0.00	\$ 0.00
		26322	Vital Statistics Imp	\$ 0.00	\$ 14,604,141.00	\$ (14,604,141.00)	\$ 0.00	\$ 1,350,074.73	\$ 12,285,832.54	\$ 0.00	\$ 968,233.73
		26328	County Coroner/MED	\$ 0.00	\$ 935,141.00	\$ (935,141.00)	\$ 0.00	\$ 0.00	\$ 935,141.00	\$ 0.00	\$ 0.00
		Result		\$ 203,443,000.00	\$ 18,250,219.51	\$ (18,250,219.51)	\$ 0.00	\$ 17,865,140.16	\$ 175,252,774.38	\$ (2,500,000.00)	\$ 26,075,304.97
68	Agriculture	10508	Agri Promo Ed & Ex	\$ 553,000.00	\$ 0.00	\$ 0.00	\$ 0.00	\$ 112,949.00	\$ 187,000.00	\$ 0.00	\$ 253,051.00
		10510	State Food Purchase	\$ 19,688,000.00	\$ 0.00	\$ 0.00	\$ 0.00	\$ 27,773.06	\$ 19,660,226.94	\$ 0.00	\$ 0.00
		10511	Livestock Show	\$ 215,000.00	\$ 0.00	\$ 0.00	\$ 0.00	\$ 0.00	\$ 215,000.00	\$ 0.00	\$ 0.00
		10515	Open Dairy Show	\$ 215,000.00	\$ 0.00	\$ 0.00	\$ 0.00	\$ 0.00	\$ 215,000.00	\$ 0.00	\$ 0.00
		10516	AgriculturalResearch	\$ 2,187,000.00	\$ 0.00	\$ 0.00	\$ 0.00	\$ 1,535,495.47	\$ 651,504.53	\$ 0.00	\$ 0.00
		10521	Lcl Sl & Wtr Dstrcts	\$ 869,000.00	\$ 0.00	\$ 0.00	\$ 0.00	\$ 0.00	\$ 869,000.00	\$ 0.00	\$ 0.00
		10523	Trnsfr Ntrnt Mgmt fd	\$ 6,200,000.00	\$ 0.00	\$ 0.00	\$ 0.00	\$ 0.00	\$ 6,200,000.00	\$ 0.00	\$ 0.00
		10525	Farmers' Mkt Fd Cpns	\$ 2,079,000.00	\$ 0.00	\$ 0.00	\$ 0.00	\$ 42,795.64	\$ 298,703.95	\$ 0.00	\$ 1,737,500.41
		10527	Hdwds Rsrch & Promo	\$ 474,000.00	\$ 0.00	\$ 0.00	\$ 0.00	\$ 81,550.15	\$ 392,449.83	\$ 0.00	\$ 0.02
		10528	Gen Govt Operations	\$ 33,731,000.00	\$ 14,716,393.50	\$ (14,716,828.50)	\$ 0.00	\$ 962,280.27	\$ 41,618,567.97	\$ 0.00	\$ 5,866,980.26
		10784	Agricultural Exclnce	\$ 2,800,000.00	\$ 0.00	\$ 0.00	\$ 0.00	\$ 805,573.96	\$ 1,975,426.04	\$ 0.00	\$ 19,000.00
		10864	Food MarketingReser	\$ 494,000.00	\$ 0.00	\$ 0.00	\$ 0.00	\$ 299,154.65	\$ 194,845.35	\$ 0.00	\$ 0.00
		11006	Youth Shows	\$ 169,000.00	\$ 0.00	\$ 0.00	\$ 0.00	\$ 56,333.33	\$ 112,666.66	\$ 0.00	\$ 0.01
		11020	Transf-Agricultural	\$ 54,960,000.00	\$ 0.00	\$ 0.00	\$ 0.00	\$ 0.00	\$ 54,960,000.00	\$ 0.00	\$ 0.00
		11021	UPA-Vet Activities	\$ 31,660,000.00	\$ 0.00	\$ 0.00	\$ 0.00	\$ 0.00	\$ 31,660,000.00	\$ 0.00	\$ 0.00
		11022	UPA-Cntr Infectious	\$ 295,000.00	\$ 0.00	\$ 0.00	\$ 0.00	\$ 0.00	\$ 295,000.00	\$ 0.00	\$ 0.00
		11042	PA PrefTradmrkLicens	\$ 3,205,000.00	\$ 0.00	\$ 0.00	\$ 0.00	\$ 0.00	\$ 3,205,000.00	\$ 0.00	\$ 0.00
		11142	AgriBusWorkforcelnv	\$ 4,500,000.00	\$ 0.00	\$ 0.00	\$ 0.00	\$ 1,145,530.55	\$ 2,602,421.54	\$ 0.00	\$ 752,047.91

Commonwealth of Pennsylvania

		11143	Livestk&ConsHlthProt	\$ 1,000,000.00	\$ 0.00					\$ 0.00	\$ 1,000,000.00
		11144	AnimlHlth&DiagnComm	\$ 2,000,000.00	\$ 0.00				\$ 0.00	\$ 0.00	\$ 1,200,000.00
		11145	AgricPrepResponse	\$ 4,000,000.00	\$ 0.00				\$ 0.00	\$ 3,999,414.88	\$ 585.12
		Result		\$ 171,294,000.00	\$ 14,716,393.50	\$ (14,716,828.50)	\$ 0.00	\$ 5,581,095.08	\$ 169,600,568.69	\$ 0.00	\$ 10,829,164.73
73	Treasury	10537	Board of Finan & Rev	\$ 2,931,000.00	\$ 0.00	\$ 0.00	\$ 0.00	\$ 0.00	\$ 0.00	\$ 2,798,016.75	\$ 132,983.25
		10538	Publish Monthly Stat	\$ 10,000.00	\$ 0.00						\$ 10,000.00
		10539	Loan & Trf Agents	\$ 40,000.00	\$ 0.00	\$ 0.00	\$ 0.00	\$ 0.00	\$ 8,000.00		\$ 32,000.00
		10540	Law Enf Off Deth Ben	\$ 2,980,000.00	\$ 0.00	\$ 0.00	\$ 0.00	\$ 0.00	\$ 947,213.93		\$ 2,032,786.07
		10543	Gen Obligat Debt Ser	\$ 1,144,000,000.00	\$ 0.00	\$ 0.00	\$ 0.00	\$ 0.00	\$ 1,144,000,000.00		\$ 0.00
		10544	Gen Govt Operations	\$ 36,593,000.00	\$ 6,342,494.01	\$ (10,147,031.42)	\$ 0.00	\$ 0.00	\$ 42,861,681.26		\$ 3,878,350.16
		10553	Intergov Orgs	\$ 1,128,000.00	\$ 0.00	\$ 0.00	\$ 0.00	\$ 0.00	\$ 1,089,753.00		\$ 38,247.00
		11030	Divestiture Reimburs	\$ 40,000.00	\$ 0.00						\$ 40,000.00
		11112	TransferTo ABLE Fund	\$ 1,130,000.00	\$ 0.00	\$ 0.00	\$ 0.00	\$ 0.00	\$ 1,130,000.00		\$ 0.00
		11139	IT Cyber Security	\$ 1,000,000.00	\$ 0.00	\$ 0.00	\$ 0.00	\$ 0.00	\$ 769,979.16		\$ 230,020.84
		20402	CashMgmtLoanInterst	\$ 7,315,027.46	\$ 0.00	\$ 0.00	\$ 0.00	\$ 0.00	\$ 7,315,027.46		\$ 0.00
		Result		\$ 1,197,167,027.46	\$ 6,342,494.01	\$ (10,147,031.42)	\$ 0.00	\$ 0.00	\$ 1,200,919,671.56	\$ 0.00	\$ 6,394,387.32
74	Drug and Alcohol Prog	11028	Gen Govt Operations	\$ 2,657,000.00	\$ 0.00	\$ 0.00	\$ 0.00	\$ 744.50	\$ 2,463,898.83		\$ 192,356.67
		11029	Assist to D&A Prgrms	\$ 44,732,000.00	\$ 0.00	\$ 0.00	\$ 0.00	\$ 7,718,148.06	\$ 36,293,892.50		\$ 719,959.44
		Result		\$ 47,389,000.00	\$ 0.00	\$ 0.00	\$ 0.00	\$ 7,718,892.56	\$ 38,757,791.33	\$ 0.00	\$ 912,316.11
75	Banking & Securities	26385	Securities Operation	\$ 0.00	\$ 10,006,000.00	\$ (10,006,000.00)	\$ 0.00	\$ 244,186.77	\$ 8,147,985.45		\$ 1,613,827.78
78	Transportation	10567	Voter Registration	\$ 520,000.00	\$ 0.00	\$ 0.00	\$ 0.00	\$ 0.00	\$ 519,835.26		\$ 164.74
		10568	Vehicle Sales Tax	\$ 1,025,000.00	\$ 0.00	\$ 0.00	\$ 0.00	\$ 0.00	\$ 1,025,000.00		\$ 0.00
		11148	InfrastructureProjct	\$ 1,900,000.00	\$ 0.00	\$ 0.00	\$ 0.00	\$ 0.00	\$ 0.00		\$ 1,900,000.00
		Result		\$ 3,445,000.00	\$ 0.00	\$ 0.00	\$ 0.00	\$ 0.00	\$ 1,544,835.26	\$ 0.00	\$ 1,900,164.74
81	Executive Offices	10595	OffcStateInspctrGnrl	\$ 4,450,000.00	\$ 1,111,000.00	\$ (1,111,000.00)	\$ 332.51	\$ 41,190.53	\$ 4,683,746.30		\$ 835,730.66
		10596	JCJC	\$ 3,043,000.00	\$ 0.00	\$ 0.00	\$ 3.00	\$ 11,406.24	\$ 2,568,186.98		\$ 463,403.78
		10599	OGC	\$ 5,673,000.00	\$ 91,382.94	\$ (91,507.94)	\$ 2.00	\$ 125,975.67	\$ 5,341,197.15		\$ 297,333.12
		10600	InspctGnlWelfarFraud	\$ 12,027,000.00	\$ 0.00	\$ 0.00	\$ 1,875.93	\$ 211,733.87	\$ 8,519,057.46		\$ 3,294,332.74
		10605	CTS	\$ 0.00	\$ 59,713.73	\$ 0.00	\$ 0.00	\$ 26,791.48	\$ 0.00		\$ (26,791.48)
		10616	Law Enf Activities	\$ 3,000,000.00	\$ 0.00	\$ 0.00	\$ 0.00	\$ 3,000,000.00	\$ 0.00		\$ 0.00
		10619	Grants to the Arts	\$ 9,590,000.00	\$ 0.00	\$ 0.00	\$ 0.00	\$ 1,319,232.00	\$ 7,203,435.00		\$ 1,067,333.00
		10620	Office of Admin	\$ 9,724,000.00	\$ 390,847,785.77	\$ (394,696,187.55)	\$ 21.00	\$ 19,337,324.20	\$ 354,587,900.38		\$ 30,494,941.97
		10621	PA Council on Arts	\$ 884,000.00	\$ 0.00	\$ 0.00	\$ 2.00	\$ 129,955.99	\$ 603,884.38		\$ 150,157.63
		10622	Office of the Budget	\$ 19,199,000.00	\$ 51,792,721.86	\$ (53,239,486.03)	\$ 12.00	\$ 1,453,546.61	\$ 59,698,564.51		\$ 11,286,362.91
		10624	PCCD	\$ 9,735,000.00	\$ 1,308,779.96	\$ (8,834,290.75)	\$ 3.00	\$ 3,059,095.30	\$ 7,589,926.35		\$ 7,920,266.10
		10633	PHRC - State	\$ 10,307,000.00	\$ 7,820.73	\$ (7,820.73)	\$ 3.00	\$ 160,965.77	\$ 8,473,582.38		\$ 1,680,269.58
		11003	Vinc&DIq Prev Prgms	\$ 4,039,000.00	\$ 6,742,132.74	\$ (7,008,132.74)	\$ 2.00	\$ 1,909,900.09	\$ 5,247,520.41		\$ 3,889,710.24
		11004	Intermed Punishment	\$ 18,167,000.00	\$ 0.00	\$ 0.00	\$ 0.00	\$ 8,270,832.96	\$ 9,600,368.77		\$ 295,798.27
		11005	JuvenileProbationSer	\$ 18,945,000.00	\$ 0.00	\$ 0.00	\$ 0.00	\$ 0.00	\$ 18,945,000.00		\$ 0.00
		11045	Victims of JuvOffend	\$ 1,300,000.00	\$ 0.00	\$ 0.00	\$ 0.00	\$ 422,347.63	\$ 873,851.37		\$ 3,801.00
		11167	TrfrCensusOutrchCpCt	\$ 4,000,000.00	\$ 0.00	\$ 0.00	\$ 0.00	\$ 0.00	\$ 4,000,000.00		\$ 0.00
		11168	TrfrNonprftSecurtyGt	\$ 5,000,000.00	\$ 0.00	\$ 0.00	\$ 0.00	\$ 0.00	\$ 5,000,000.00		\$ 0.00
		20473	LoanVideoGamingFund	\$ 1,192,000.00	\$ 0.00	\$ 0.00	\$ 0.00	\$ 0.00	\$ 1,192,000.00		\$ 0.00
		26434	Agency IT Projects	\$ 0.00	\$ 12,091,186.23	\$ (13,955,483.47)	\$ 0.00	\$ 1,007,288.31	\$ 10,253,528.68		\$ 2,694,666.48
		Result		\$ 140,275,000.00	\$ 464,052,523.96	\$ (478,943,909.21)	\$ 2,256.44	\$ 40,487,586.65	\$ 514,381,750.12	\$ 0.00	\$ 64,347,316.00
90	System of Higher Edu	10634	SSHE-St Unv	\$ 477,470,000.00	\$ 0.00	\$ 0.00	\$ 0.00	\$ 0.00	\$ 477,470,000.00		\$ 0.00
92	Auditor General	10640	Board of Claims	\$ 1,910,000.00	\$ 0.00	\$ 0.00	\$ 0.00	\$ 13,242.51	\$ 1,690,355.95		\$ 206,401.54
		10642	Auditor Gen Office	\$ 36,455,000.00	\$ 12,525,000.00	\$ (14,879,107.50)	\$ 0.00	\$ 81,458.08	\$ 48,624,859.53		\$ 2,627,789.89
		11125	SpecFinancialAudits	\$ 500,000.00	\$ 0.00						\$ 500,000.00
		Result		\$ 38,865,000.00	\$ 12,525,000.00	\$ (14,879,107.50)	\$ 0.00	\$ 94,700.59	\$ 50,315,215.48	\$ 0.00	\$ 3,334,191.43
99	Governor's Office	10648	Governor's Office	\$ 6,872,000.00	\$ 2,216,087.37	\$ (2,216,087.37)	\$ 612.60	\$ 96,732.31	\$ 6,468,678.42	\$ 0.00	\$ 2,522,064.04
Overall Result				\$ 35,270,228,027.46	\$ 5,473,381,426.16	\$ (5,499,321,519.49)	\$ 13,473,915.47	\$ 439,611,928.52	\$ 39,069,149,591.22	\$ (30,000,000.00)	\$ 1,217,314,111.74

Less Refunds Reported in Business Area 18 (Apprpr 20018)	\$ 1,150,000,000.00	B-2	\$ 0.00	\$ 0.00	\$ 0.00	\$ 1,105,289,577.15	\$ 0.00	\$ 44,710,422.85
	\$ 34,120,228,027.46		\$ 13,473,915.47	\$ 439,611,928.52	\$ 37,963,860,014.07	\$ (30,000,000.00)	\$ 1,172,603,688.89	
Add Departmental Services	5,563,086,741.12	See pg 6	A	B	C	D		
Total Final Budget State Program Expenditures	\$ 39,683,314,768.58	B-5	Total Actual (Budgetary Basis) State Program Expenditures (A+B+C+D)				\$ 39,589,549,546.95	C-5

**COMMONWEALTH OF PENNSYLVANIA  
GENERAL FUND  
STATEMENT OF UNAPPROPRIATED SURPLUS  
JUNE 30, 2020  
(\$000)**

Unappropriated surplus, June 30, 2019			\$ -
Adjustment			<u>30,373</u>
Unappropriated surplus adjusted, June 30, 2019			<u>30,373</u> C-9
Revenue subject to general appropriation:			
Revenue realized	\$ 32,275,785		
Less:			
Revenue refunds	<u>1,150,000</u>	\$ 31,125,785	
Prior fiscal year lapses:			
Continuing appropriations	53		
Encumbered appropriations	<u>199,947</u>	<u>200,000</u> C-7	<u>31,325,785</u>
Total Funds Available			31,356,158
Deduct:			
Appropriations 2019-20	34,096,939		
Executive authorizations 2019-20	<u>23,289</u>	34,120,228	
Less:			
Current fiscal year lapses		<u>30,000</u>	<u>34,090,228</u>
Preliminary unappropriated surplus, June 30, 2020			(2,734,070)
Transfer to Budget Stabilization Reserve Fund			-
Unappropriated surplus, June 30, 2020			<u><u>\$ (2,734,070)</u></u> C-10

May 16, 2019

Expenditure Symbol Notification Number 19-018


Honorable Joe Torsella  
State Treasurer  
Room 129, Finance Building  
Harrisburg, Pennsylvania 17120

Dear Treasurer Torsella:

I am hereby authorizing the following Executive Authorizations, as required by law, from the General Fund for payment during the fiscal year July 1, 2019 to June 30, 2020:

	<u>Amount</u>	<u>COPA Fund</u>	<u>Business Area</u>	<u>SAP Account Code</u> <u>SAP Fund</u>	<u>Fiscal Year</u>	<u>Char. Code</u>
FROM: <u>General Fund</u>						
TO: <u>Revenue</u>						
Commissions – Inheritance and Realty Transfer Tax Collections	\$9,500,000	001	18	20 019 00	2019	1
TO: <u>State</u>						
County Election Expenses	\$400,000	001	19	20 028 00	2019	3
Publishing Constitutional Amendments	1,275,000	001	19	20 027 00	2019	1

Sincerely,



Tom Wolf  
Governor

*This document is available on the Office of Budget FTP server:  
obftp.state.pa.us/ESN/19-018.doc*

cc: The Honorable Eugene DePasquale  
Mr. Scott Kennedy  
Ms. Jennifer Boger  
Ms. Donetta M. D'Innocenzo

Mr. Joseph Weber  
Mr. Keith Welks  
Mr. Edward Palmer  
Ms. Mary-Jo Mullen

**COMMONWEALTH OF PENNSYLVANIA  
OFFICE OF THE BUDGET**

**DATE:** June 28, 2019

**SUBJECT:** Expenditure Symbol Notification Number 19-031

**TO:** Honorable Joe Torsella  
State Treasurer

**FROM:** Jen Swails  
Secretary of the Budget



On June 28, 2019, the Governor signed Act No. 1-A (House Bill 790, Printer's No. 2215) known as the General Appropriation Act of 2019.

The titles, amounts, expenditure symbol numbers and character codes for all approved appropriations are shown on the attachment to this letter.

*This document is available on the Office of Budget FTP server:  
[obftp.coin.state.pa.us/ESN/19-031.doc](http://obftp.coin.state.pa.us/ESN/19-031.doc)*

**Attachments**

**cc:** The Honorable Eugene DePasquale  
Mr. Scott Kennedy  
Ms. Jennifer Boger  
Ms. Donetta M. D'Innocenzo

Mr. Joseph Weber  
Mr. Keith Welks  
Ms. Cynthia Cranmer  
Ms. Mary-Jo Mullen

**PART II  
GENERAL FUND  
Appropriations for 2019-20**

Department/Appropriation	Amount Approved		SAP Account Code				Char. Code
	State	Federal	COPA Fund	Business Area	SAP Fund	Fiscal Year	
<b>Governor's Office</b>							
Governor's Office.....	\$ 6,872,000		001	99	10 648 00	2019	1
<b>Executive Offices</b>							
Office of Administration.....	\$ 9,724,000		001	81	10 620 00	2019	1
Office of Inspector General.....	4,450,000		001	81	10 595 00	2019	1
Inspector General - Welfare Fraud.....	12,027,000		001	81	10 600 00	2019	1
TANFBG - Program Accountability (F).....		\$ 1,500,000	001	81	70 372 00	2019	1
SNAP - Program Accountability (F).....		7,000,000	001	81	70 369 00	2019	1
Medical Assistance - Program Accountability (F).....		5,500,000	001	81	70 370 00	2019	1
CCDFBG - Subsidized Day Care Fraud (F).....		905,000	001	81	70 373 00	2019	1
Office of the Budget.....	19,199,000		001	81	10 622 00	2019	1
Office of General Counsel.....	5,673,000		001	81	10 599 00	2019	1
Human Relations Commission.....	10,307,000		001	81	10 633 00	2019	1
EEOC - Special Project Grant (F).....		900,000	001	81	70 404 00	2019	1
HUD - Special Project Grant (F).....		500,000	001	81	70 403 00	2019	1
Council on the Arts.....	884,000		001	81	10 621 00	2019	1
NEA - Grants to the Arts - Administration (F).....		980,000	001	81	70 366 00	2019	1
Juvenile Court Judges' Commission.....	3,043,000		001	81	10 596 00	2019	1
Commission on Crime and Delinquency.....	9,735,000		001	81	10 624 00	2019	1
Plan for Juvenile Justice (F).....		150,000	001	81	70 389 00	2019	1
Justice Assistance Grants (F).....		10,000,000	001	81	70 657 00	2019	1
Justice Assistance Grants - Administration (F).....		1,100,000	001	81	70 727 00	2019	1
Statistical Analysis Center (F).....		250,000	001	81	70 390 00	2019	1
Criminal Identification Technology (F).....		4,000,000	001	81	70 391 00	2019	1
Crime Victims Compensation Services (F).....		8,500,000	001	81	70 376 00	2019	1
Crime Victims Assistance (F).....		130,000,000	001	81	70 401 00	2019	1
Violence Against Women (F).....		7,000,000	001	81	70 385 00	2019	1
Violence Against Women - Administration (F).....		600,000	001	81	70 386 00	2019	1
Residential Substance Abuse Treatment Program (F).....		1,400,000	001	81	70 382 00	2019	1
Crime Victims Assistance (VOCA) - Admin/Operations (F).....		5,000,000	001	81	70 383 00	2019	1
Juvenile Justice and Delinquency Prevention (F).....		3,000,000	001	81	70 400 00	2019	1
Assault Services Program (F).....		600,000	001	81	70 530 00	2019	1
Second Chance Act - Juvenile Offender Reentry (F).....		1,000,000	001	81	70 777 00	2019	1
Project Safe Neighborhoods (F).....		750,000	001	81	70 452 00	2019	1
Justice and Mental Health Collaboration (F).....		600,000	001	81	70 738 00	2019	1
Forensic Science Program (F).....		1,500,000	001	81	70 550 00	2019	1
Justice Reinvestment Initiative (F).....		1,000,000	001	81	71 039 00	2019	1
Adam Walsh Implementation Support (F).....		750,000	001	81	71 001 00	2019	1
Prosecutor and Defender Incentives (F).....		117,000	001	81	70 778 00	2019	1

**PART II  
GENERAL FUND  
Appropriations for 2019-20**

Department/Appropriation	Amount Approved		SAP Account Code				
	State	Federal	COPA Fund	Business Area	SAP Fund	Fiscal Year	Char. Code
Byrne Competitive Program (F).....		300,000	001	81	71 002 00	2019	1
Comprehensive Opioid Abuse Site-Based Program (F).....		1,200,000	001	81	71 092 00	2019	1
Pennsylvania NCS-X Implementation (F).....		550,000	001	81	71 093 00	2019	1
Body Worn Camera Policy and Implementation (F).....		1,400,000	001	81	71 094 00	2019	1
Victims of Juvenile Offenders.....	1,300,000		001	81	11 045 00	2019	3
Violence and Delinquency Prevention Programs.....	4,039,000		001	81	11 003 00	2019	1
Intermediate Punishment Treatment Programs.....	18,167,000		001	81	11 004 00	2019	3
Juvenile Probation Services.....	18,945,000		001	81	11 005 00	2019	3
Grants to the Arts.....	9,590,000		001	81	10 619 00	2019	3
Law Enforcement Activities.....	3,000,000		001	81	10 616 00	2019	3
<b>Department Total</b>	<b>\$ 130,083,000</b>	<b>\$ 198,052,000</b>					
<b>Lieutenant Governor</b>							
Lieutenant Governor's Office.....	\$ 1,394,000		001	28	10 667 00	2019	1
Board of Pardons.....	1,437,000		001	28	10 666 00	2019	1
<b>Department Total</b>	<b>\$ 2,831,000</b>	<b>\$ 0</b>					
<b>Attorney General</b>							
General Government Operations.....	\$ 47,496,000		001	14	10 063 00	2019	1
Medicaid Fraud (F).....		\$ 9,586,000	001	14	70 046 00	2019	1
Drug Law Enforcement.....	49,682,000		001	14	10 059 00	2019	1
High Intensity Drug Trafficking Areas (F).....		5,308,000	001	14	70 047 00	2019	1
Joint Local-State Firearm Task Force.....	6,878,000		001	14	10 796 00	2019	1
Witness Relocation.....	1,215,000		001	14	10 732 00	2019	1
Child Predator Interception.....	5,375,000		001	14	10 731 00	2019	1
Tobacco Law Enforcement.....	1,648,000		001	14	10 057 00	2019	1
County Trial Reimbursement.....	200,000		001	14	10 058 00	2019	3
School Safety.....	1,696,000		001	14	11 124 00	2019	1
<b>Department Total</b>	<b>\$ 114,190,000</b>	<b>\$ 14,894,000</b>					
<b>Auditor General</b>							
Auditor General's Office.....	\$ 36,455,000		001	92	10 642 00	2019	1
Board of Claims.....	1,910,000		001	92	10 640 00	2019	1
Special Financial Audits.....	500,000		001	92	11 125 00	2019	1
<b>Department Total</b>	<b>\$ 38,865,000</b>	<b>\$ 0</b>					

**PART II  
GENERAL FUND  
Appropriations for 2019-20**

Department/Appropriation	Amount Approved		SAP Account Code				
	State	Federal	COPA Fund	Business Area	SAP Fund	Fiscal Year	Char. Code
<b>Treasury</b>							
General Government Operations.....	\$ 36,593,000		001	73	10 544 00	2019	1
Board of Finance and Revenue.....	2,931,000		001	73	10 537 00	2019	1
Divestiture Reimbursement.....	40,000		001	73	11 030 00	2019	1
Intergovernmental Organizations.....	1,128,000		001	73	10 553 00	2019	1
Publishing Monthly Statements.....	10,000		001	73	10 538 00	2019	1
Information Technology Cyber Security.....	1,000,000		001	73	11 139 00	2019	1
Law Enforcement & Emergency Response Personnel Death Benefit....	2,980,000		001	73	10 540 00	2019	3
Transfer to ABLE Fund.....	1,130,000		001	73	11 112 00	2019	3
Loan and Transfer Agent.....	40,000		001	73	10 539 00	2019	5
General Obligation Debt Service.....	1,144,000,000		001	73	10 543 00	2019	5
<b>Department Total</b>	<b>\$ 1,189,852,000</b>	<b>\$ 0</b>					
<b>Aging</b>							
Programs for the Aging - Title III - Administration (F).....		\$ 1,781,000	001	10	70 007 00	2019	1
Programs for the Aging - Title V - Administration (F).....		127,000	001	10	70 008 00	2019	1
Medical Assistance - Administration (F).....		2,272,000	001	10	70 009 00	2019	1
Programs for the Aging - Title VII - Administration (F).....		352,000	001	10	71 048 00	2019	1
Programs for the Aging - Title III (F).....		52,000,000	001	10	71 049 00	2019	3
Programs for the Aging - Nutrition (F).....		10,000,000	001	10	71 050 00	2019	3
Programs for the Aging - Title V - Employment (F).....		8,000,000	001	10	71 051 00	2019	3
Programs for the Aging - Title VII - Elder Rights Protection (F).....		4,700,000	001	10	71 052 00	2019	3
Medical Assistance - Attendant Care (F).....		23,222,000	001	10	70 141 00	2019	3
Medical Assistance Support (F).....		9,000,000	001	10	70 425 00	2019	3
Medical Assistance Nursing Home Transition Administration (F).....		700,000	001	10	71 053 00	2019	3
Programs for the Aging - Title III - Caregiver Support (F).....		10,000,000	001	10	70 011 00	2019	3
Pre-Admission Assessment (F).....		4,000,000	001	10	70 006 00	2019	3
<b>Department Total</b>	<b>\$ 0</b>	<b>\$ 126,154,000</b>					
<b>Agriculture</b>							
General Government Operations.....	\$ 33,731,000		001	68	10 528 00	2019	1
Plant Pest Detection System (F).....		\$ 1,300,000	001	68	70 350 00	2019	1
Poultry Grading Service (F).....		100,000	001	68	70 347 00	2019	1
Medicated Feed Mill Inspection (F).....		200,000	001	68	70 346 00	2019	1
National School Lunch Administration (F).....		1,700,000	001	68	70 348 00	2019	1
Emergency Food Assistance (F).....		9,000,000	001	68	70 342 00	2019	1
Pesticide Control (F).....		1,000,000	001	68	70 349 00	2019	1
Agricultural Risk Protection (F).....		1,000,000	001	68	70 345 00	2019	1



**PART II  
GENERAL FUND  
Appropriations for 2019-20**

Department/Appropriation	Amount Approved		SAP Account Code				Char. Code
	State	Federal	COPA Fund	Business Area	SAP Fund	Fiscal Year	
Commodity Supplemental Food (F).....		3,500,000	001	68	70 455 00	2019	1
Organic Cost Distribution (F).....		650,000	001	68	70 457 00	2019	1
Animal Disease Control (F).....		4,000,000	001	68	70 458 00	2019	1
Food Establishment Inspections (F).....		3,500,000	001	68	70 459 00	2019	1
Integrated Pest Management (F).....		250,000	001	68	70 554 00	2019	1
Johne's Disease Herd Project (F).....		2,000,000	001	68	70 555 00	2019	1
Avian Influenza Surveillance (F).....		25,000,000	001	68	70 565 00	2019	1
Scrapie Disease Control (F).....		60,000	001	68	70 567 00	2019	1
Foot and Mouth Disease Monitoring (F).....		150,000	001	68	70 573 00	2019	1
Innovative Nutrient and Sediment Reduction (F).....		750,000	001	68	71 059 00	2019	1
Animal Identification (F).....		2,000,000	001	68	70 586 00	2019	1
Specialty Crops (F).....		3,500,000	001	68	70 700 00	2019	1
Emerald Ash Borer Mitigation (F).....		800,000	001	68	70 728 00	2019	1
Agricultural Preparedness and Response.....	4,000,000		001	68	11 145 00	2019	1
Farmland Protection (F).....		6,000,000	001	68	70 344 00	2019	1
Crop Insurance (F).....		2,000,000	001	68	70 568 00	2019	1
Spotted Lanternfly (F).....		12,000,000	001	68	71 041 00	2019	1
Animal Feed Regulatory Program (F).....		2,000,000	001	68	71 060 00	2019	1
Agricultural Excellence.....	2,800,000		001	68	10 784 00	2019	1
Conservation Partnership Farmland Preservation (F).....		6,500,000	001	68	71 080 00	2019	1
Agricultural Business and Workforce Investment.....	4,500,000		001	68	11 142 00	2019	1
Farmers' Market Food Coupons.....	2,079,000		001	68	10 525 00	2019	1
Farmers' Market Food Coupons (F).....		3,500,000	001	68	70 341 00	2019	1
Senior Farmers' Market Nutrition (F).....		2,200,000	001	68	70 461 00	2019	1
Agricultural Research.....	2,187,000		001	68	10 516 00	2019	1
Agricultural Promotion, Education and Exports.....	553,000		001	68	10 508 00	2019	1
Hardwoods Research and Promotion.....	474,000		001	68	10 527 00	2019	1
Livestock and Consumer Health Protection.....	1,000,000		001	68	11 143 00	2019	3
Animal Health and Diagnostic Commission.....	2,000,000		001	68	11 144 00	2019	3
Livestock Show.....	215,000		001	68	10 511 00	2019	3
Open Dairy Show.....	215,000		001	68	10 515 00	2019	3
Youth Shows.....	169,000		001	68	11 006 00	2019	3
State Food Purchase.....	19,688,000		001	68	10 510 00	2019	3
Food Marketing and Research.....	494,000		001	68	10 864 00	2019	3
Market Improvement (F).....		250,000	001	68	70 343 00	2019	3
Transfer to Nutrient Management Fund.....	6,200,000		001	68	10 523 00	2019	3
Transfer to Conservation District Fund.....	869,000		001	68	10 521 00	2019	3
Transfer to Agricultural College Land Scrip Fund.....	54,960,000		001	68	11 020 00	2019	3
PA Preferred Program Trademark Licensing.....	3,205,000		001	68	11 042 00	2019	3

**PART II  
GENERAL FUND  
Appropriations for 2019-20**

Department/Appropriation	Amount Approved		SAP Account Code				
	State	Federal	COPA Fund	Business Area	SAP Fund	Fiscal Year	Char. Code
<b>Department Total</b>	<b>\$ 139,339,000</b>	<b>\$ 94,910,000</b>					
<b>Community and Economic Development</b>							
General Government Operations.....	\$ 19,509,000		001	24	10 313 00	2019	1
ARC - Technical Assistance (F).....		\$ 1,000,000	001	24	70 229 00	2019	1
DOE - Weatherization Administration (F).....		3,800,000	001	24	70 216 00	2019	1
SCDBG - Administration (F).....		4,000,000	001	24	70 224 00	2019	1
SCDBG - Neighborhood Stabilization Administration (F).....		800,000	001	24	70 140 00	2019	1
CSBG - Administration (F).....		1,807,000	001	24	70 225 00	2019	1
LIHEABG - Administration (F).....		1,500,000	001	24	70 212 00	2019	1
EMG Solutions Administration (F).....		1,000,000	001	24	70 970 00	2019	1
Economic Adjustment Assistance (F).....		5,000,000	001	24	71 012 00	2019	1
SCDBG - Disaster Recovery Administration (F).....		1,500,000	001	24	70 967 00	2019	1
CoC Planning Grant (F).....		2,000,000	001	24	70 215 00	2019	1
SCDBG/HUD Special Projects (F).....		2,000,000	001	24	70 512 00	2019	1
Federal Grant Initiatives (F).....		4,000,000	001	24	71 070 00	2019	1
Center for Local Government Services.....	4,287,000		001	24	11 052 00	2019	1
Office of Open Records.....	3,356,000		001	24	10 949 00	2019	1
Office of International Business Development.....	5,871,000		001	24	10 302 00	2019	1
SBA State Trade and Export Promotion (STEP) (F).....		950,000	001	24	70 448 00	2019	1
Marketing to Attract Tourists.....	17,339,000		001	24	10 294 00	2019	1
Marketing to Attract Business.....	2,027,000		001	24	10 303 00	2019	1
Base Realignment and Closure.....	562,000		001	24	10 274 00	2019	1
Local Municipal Relief.....	14,217,000		001	24	11 104 00	2019	3
Transfer to Municipalities Financial Recovery Revolving Fund.....	4,500,000		001	24	10 318 00	2019	3
Transfer to Ben Franklin Tech. Development Authority Fund.....	14,500,000		001	24	10 312 00	2019	3
Intergovernmental Cooperation Authority - 3rd Class Cities.....	100,000		001	24	11 141 00	2019	3
Pennsylvania First.....	32,000,000		001	24	11 007 00	2019	3
Municipal Assistance Program.....	546,000		001	24	11 008 00	2019	3
FEMA Technical Assistance (F).....		450,000	001	24	70 214 00	2019	3
FEMA - Mapping (F).....		200,000	001	24	70 463 00	2019	3
Keystone Communities.....	21,075,000		001	24	11 009 00	2019	3
DOE - Weatherization (F).....		19,000,000	001	24	70 222 00	2019	3
LIHEABG - Weatherization Program (F).....		48,000,000	001	24	70 213 00	2019	3
SCDBG - Disaster Recovery Grant (F).....		56,000,000	001	24	70 968 00	2019	3
SCDBG - Neighborhood Stabilization Program (F).....		17,000,000	001	24	70 139 00	2019	3
EMG Solutions Program (F).....		12,000,000	001	24	70 972 00	2019	3
Community Services Block Grant (F).....		50,000,000	001	24	70 228 00	2019	3
EDA Power Grant (F).....		3,000,000	001	24	71 081 00	2019	3

**PART II  
GENERAL FUND  
Appropriations for 2019-20**

Department/Appropriation	Amount Approved		SAP Account Code				
	State	Federal	COPA Fund	Business Area	SAP Fund	Fiscal Year	Char. Code
SCDBG Program (F).....		6,000,000	001	24	71 095 00	2019	3
Partnerships for Regional Economic Performance.....	9,880,000		001	24	11 010 00	2019	3
Manufacturing PA.....	12,000,000		001	24	11 077 00	2019	3
Early Intervention for Distressed Municipalities.....	2,367,000		001	24	10 844 00	2019	3
Tourism - Accredited Zoos.....	800,000		001	24	10 284 00	2019	3
Infrastructure Technology Assistance Program.....	2,000,000		001	24	10 326 00	2019	3
Super Computer Center.....	500,000		001	24	10 285 00	2019	3
Powdered Metals.....	100,000		001	24	10 290 00	2019	3
Rural Leadership Training.....	100,000		001	24	10 283 00	2019	3
Infrastructure and Facilities Improvement Grants.....	10,000,000		001	24	10 856 00	2019	3
Public Television Technology.....	750,000		001	24	11 078 00	2019	3
Food Access Initiative.....	1,000,000		001	24	11 127 00	2019	3
<b>Department Total</b>	<b>\$ 179,386,000</b>	<b>\$ 240,807,000</b>					
<b>Conservation and Natural Resources</b>							
General Government Operations.....	\$ 25,804,000		001	38	10 399 00	2019	1
Topographic and Geologic Survey Grants (F).....		\$ 400,000	001	38	70 286 00	2019	1
Land and Water Conservation Fund (F).....		12,000,000	001	38	70 287 00	2019	1
Highlands Conservation Program (F).....		7,500,000	001	38	70 738 00	2019	1
Chesapeake Bay Gateway Network (F).....		300,000	001	38	71 096 00	2019	1
U.S. Endowment - Healthy Watershed (F).....		200,000	001	38	71 072 00	2019	1
Cooperative Endangered Species (F).....		28,000	001	38	70 796 00	2019	1
State Parks Operations.....	55,311,000		001	38	10 395 00	2019	1
Port Security Grant Program (F).....		1,200,000	001	38	71 097 00	2019	1
State Forests Operations.....	25,742,000		001	38	10 394 00	2019	1
Forest Fire Protection and Control (F).....		2,000,000	001	38	70 278 00	2019	1
Forestry Incentives and Agriculture Conservation (F).....		50,000	001	38	70 279 00	2019	1
Forest Management and Processing (F).....		6,500,000	001	38	70 281 00	2019	1
Great Lakes Restoration (F).....		1,000	001	38	71 004 00	2019	1
Aid to Volunteer Fire Companies (F).....		850,000	001	38	70 464 00	2019	1
Natural Resource Conservation Service (F).....		200,000	001	38	71 031 00	2019	1
Forest Insect and Disease Control (F).....		4,000,000	001	38	70 285 00	2019	1
National Fish and Wildlife Foundation (F).....		1,300,000	001	38	71 071 00	2019	1
Wetland Protection Fund (F).....		300,000	001	38	70 465 00	2019	1
Heritage and Other Parks.....	1,025,000		001	38	10 396 00	2019	3
Parks and Forests Infrastructure Projects.....	900,000		001	38	11 128 00	2019	1
Annual Fixed Charges - Flood Lands.....	70,000		001	38	10 675 00	2019	3
Annual Fixed Charges - Project 70.....	88,000		001	38	10 673 00	2019	3
Annual Fixed Charges - Forest Lands.....	7,808,000		001	38	10 676 00	2019	3

**PART II  
GENERAL FUND  
Appropriations for 2019-20**

Department/Appropriation	Amount Approved		SAP Account Code				Char. Code
	State	Federal	COPA Fund	Business Area	SAP Fund	Fiscal Year	
Annual Fixed Charges - Park Lands.....	430,000		001	38	10 674 00	2019	3
<b>Department Total</b>	<b>\$ 117,178,000</b>	<b>\$ 36,829,000</b>					
<b>Criminal Justice</b>							
General Government Operations.....	\$ 45,035,000		001	11	10 014 00	2019	1
Medical Care.....	293,810,000		001	11	10 011 00	2019	2
Correctional Education and Training.....	42,601,000		001	11	10 012 00	2019	2
Correctional Education (F).....		\$ 750,000	001	11	70 017 00	2019	2
Improving Reentry Education (F).....		324,000	001	11	71 046 00	2019	2
State Correctional Institutions.....	2,043,718,000		001	11	10 013 00	2019	2
Reimbursement for Incarcerated Aliens (F).....		3,800,000	001	11	70 013 00	2019	2
Criminal Justice and Mental Health Collaboration (F).....		106,000	001	11	70 713 00	2019	2
Naloxone Reentry Tracking Program (F).....		947,000	001	11	71 098 00	2019	2
State Field Supervision.....	140,602,000		001	11	11 116 00	2019	1
Swift Certain and Fair (F).....		505,000	001	11	71 082 00	2019	1
Smart Supervision (F).....		441,000	001	11	71 083 00	2019	1
Pennsylvania Parole Board.....	12,104,000		001	11	11 117 00	2019	1
Sexual Offenders Assessment Board.....	6,691,000		001	11	11 119 00	2019	1
Improvement of Adult Probation Services.....	16,222,000		001	11	11 120 00	2019	3
<b>Department Total</b>	<b>\$ 2,600,783,000</b>	<b>\$ 6,873,000</b>					
<b>Drug and Alcohol Programs</b>							
General Government Operations.....	\$ 2,657,000		001	74	11 028 00	2019	1
SABG - Administration and Operation (F).....		\$ 8,782,000	001	74	70 981 00	2019	1
Substance Abuse Special Projects - Admin & Operation (F).....		3,824,000	001	74	70 962 00	2019	1
Opioid - State Targeted Response Administration (F).....		1,358,000	001	74	71 073 00	2019	1
State Opioid Response Administration (F).....		4,256,000	001	74	71 099 00	2019	1
Assistance to Drug and Alcohol Programs.....	44,732,000		001	74	11 029 00	2019	3
SABG - Drug and Alcohol Services (F).....		79,859,000	001	74	70 963 00	2019	3
Substance Abuse Special Projects Grants (F).....		23,703,000	001	74	70 964 00	2019	3
Opioid - State Targeted Response (F).....		26,634,000	001	74	71 079 00	2019	3
State Opioid Response (F).....		114,717,000	001	74	71 084 00	2019	3
<b>Department Total</b>	<b>\$ 47,389,000</b>	<b>\$ 263,133,000</b>					
<b>Education</b>							
General Government Operations.....	\$ 28,323,000		001	16	10 141 00	2019	1
Adult Basic Education - Administration (F).....		\$ 1,500,000	001	16	70 070 00	2019	1

**PART II  
GENERAL FUND  
Appropriations for 2019-20**

Department/Appropriation	Amount Approved		SAP Account Code				Char. Code
	State	Federal	COPA Fund	Business Area	SAP Fund	Fiscal Year	
Education of Exceptional Children (F).....		12,000,000	001	16	70 077 00	2019	1
Special Education - State Personnel Development (F).....		2,500,000	001	16	70 054 00	2019	1
ESEA - Title I - Administration (F).....		12,333,000	001	16	70 078 00	2019	1
State Approving Agency (VA) (F).....		1,800,000	001	16	70 085 00	2019	1
Food and Nutrition Service (F).....		21,000,000	001	16	70 061 00	2019	1
Migrant Education - Administration (F).....		700,000	001	16	70 079 00	2019	1
Vocational Education - Administration (F).....		3,910,000	001	16	70 083 00	2019	1
Improving Teacher Quality - Title II - Administration/State (F).....		7,400,000	001	16	70 057 00	2019	1
Homeless Assistance (F).....		4,870,000	001	16	70 080 00	2019	1
Preschool Grant (F).....		940,000	001	16	70 081 00	2019	1
School Health Education Programs (F).....		100,000	001	16	70 090 00	2019	1
Preschool Development Grants (F).....		30,000,000	001	16	71 032 00	2019	1
Medical Assistance - Nurses' Aide Training (F).....		670,000	001	16	70 067 00	2019	1
State and Community Highway Safety (F).....		1,000,000	001	16	70 624 00	2019	1
Title IV - 21st Century Community Learning Centers - Admin. (F).....		4,000,000	001	16	70 471 00	2019	1
National Assessment of Educational Progress (NAEP) (F).....		148,000	001	16	70 558 00	2019	1
Migrant Education Coordination Program (F).....		130,000	001	16	70 693 00	2019	1
School Improvement Grants (F).....		20,000,000	001	16	70 715 00	2019	1
Student Support and Academic Enrichment-Administration (F).....		2,200,000	001	16	71 105 00	2019	1
Troops to Teachers (F).....		400,000	001	16	71 106 00	2019	1
Pennsylvania Project AWARE (F).....		1,800,000	001	16	71 014 00	2019	1
Education Innovation and Research Program (F).....		4,000,000	001	16	71 108 00	2019	1
Emergency Impact Aid Program (F).....		2,000,000	001	16	71 109 00	2019	1
Assistance for Homeless Children and Youth (F).....		13,000,000	001	16	71 110 00	2019	1
Recovery Schools.....	250,000		001	16	11 206 00	2019	1
Office of Safe Schools Advocate.....	379,000		001	16	10 099 00	2019	1
Information and Technology Improvement.....	3,740,000		001	16	10 149 00	2019	1
Statewide Longitudinal Data Systems (F).....		5,110,000	001	16	71 033 00	2019	1
PA Assessment.....	48,990,000		001	16	10 094 00	2019	1
Title VI - Part A State Assessments (F).....		15,000,000	001	16	70 514 00	2019	1
State Library.....	2,280,000		001	16	10 142 00	2019	1
LSTA - Library Development (F).....		8,500,000	001	16	70 059 00	2019	1
Youth Development Centers - Education.....	8,285,000		001	16	10 093 00	2019	2
Basic Education Funding.....	6,742,838,000		001	16	10 090 00	2019	3
Ready to Learn Block Grant.....	268,000,000		001	16	11 067 00	2019	3
Pre-K Counts.....	217,284,000		001	16	10 924 00	2019	3
Head Start Supplemental Assistance.....	64,178,000		001	16	10 838 00	2019	3
Mobile Science and Math Education Programs.....	4,714,000		001	16	10 135 00	2019	3
Teacher Professional Development.....	5,309,000		001	16	10 121 00	2019	3
Adult and Family Literacy.....	12,475,000		001	16	10 138 00	2019	3

**PART II  
GENERAL FUND  
Appropriations for 2019-20**

Department/Appropriation	Amount Approved		SAP Account Code				
	State	Federal	COPA Fund	Business Area	SAP Fund	Fiscal Year	Char. Code
Adult Basic Education - Local (F).....		21,500,000	001	16	70 093 00	2019	3
Career and Technical Education.....	99,000,000		001	16	10 146 00	2019	3
Vocational Education Act - Local (F).....		49,000,000	001	16	70 086 00	2019	3
Career and Technical Education Equipment Grants.....	5,550,000		001	16	10 126 00	2019	3
Authority Rentals and Sinking Fund Requirements.....	10,500,000		001	16	10 106 00	2019	3
Pupil Transportation.....	549,097,000		001	16	10 107 00	2019	3
Nonpublic and Charter School Pupil Transportation.....	79,442,000		001	16	10 125 00	2019	3
Special Education.....	1,186,815,000		001	16	10 109 00	2019	3
Individuals with Disabilities Education - Local (F).....		470,000,000	001	16	70 088 00	2019	3
Early Intervention.....	314,500,000		001	16	10 123 00	2019	3
Individuals with Disabilities Education (F).....		16,000,000	001	16	70 714 00	2019	3
Tuition for Orphans and Children Placed in Private Homes.....	48,000,000		001	16	10 114 00	2019	3
Payments in Lieu of Taxes.....	168,000		001	16	10 115 00	2019	3
Education of Migrant Laborers' Children.....	853,000		001	16	10 116 00	2019	3
PA Chartered Schools for the Deaf and Blind.....	54,584,000		001	16	10 097 00	2019	3
Special Education - Approved Private Schools.....	114,738,000		001	16	10 110 00	2019	3
School Food Services.....	30,000,000		001	16	10 087 00	2019	3
Food and Nutrition - Local (F).....		795,869,000	001	16	70 071 00	2019	3
School Employees' Social Security.....	64,568,000		001	16	10 136 00	2019	3
School Employees' Retirement.....	2,628,000,000		001	16	10 133 00	2019	3
ESEA - Title I - Local (F).....		800,000,000	001	16	70 075 00	2019	3
Improving Teacher Quality - Title II - Local (F).....		105,000,000	001	16	70 087 00	2019	3
Title IV 21st Century Community Learning Centers - Local (F).....		90,000,000	001	16	70 516 00	2019	3
Title III - Language Instruction for LEP & Immigrant Student (F).....		24,000,000	001	16	70 517 00	2019	3
Title VI - Rural & Low Income School - Local (F).....		1,830,000	001	16	70 518 00	2019	3
Student Support and Academic Enrichment - Local (F).....		60,000,000	001	16	71 107 00	2019	3
Services to Nonpublic Schools.....	87,939,000		001	16	10 103 00	2019	3
Textbooks, Materials and Equipment for Nonpublic Schools.....	26,751,000		001	16	10 104 00	2019	3
Public Library Subsidy.....	59,470,000		001	16	10 086 00	2019	3
Library Services for the Visually Impaired and Disabled.....	2,567,000		001	16	10 085 00	2019	3
Library Access.....	3,071,000		001	16	10 139 00	2019	3
Job Training and Education Programs.....	37,920,000		001	16	10 148 00	2019	3
Safe School Initiative.....	11,000,000		001	16	11 011 00	2019	3
Trauma-Informed Education.....	750,000		001	16	11 207 00	2019	3
Community Colleges.....	243,855,000		001	16	10 089 00	2019	3
Transfer to Community College Capital Fund.....	48,869,000		001	16	10 832 00	2019	3
Regional Community Colleges Services.....	2,136,000		001	16	10 134 00	2019	3
Northern PA Regional College.....	7,000,000		001	16	11 208 00	2019	3
Community Education Councils.....	2,393,000		001	16	10 098 00	2019	3
Sexual Assault Prevention.....	1,000,000		001	16	10 829 00	2019	3

**PART II  
GENERAL FUND  
Appropriations for 2019-20**

Department/Appropriation	Amount Approved		SAP Account Code				
	State	Federal	COPA Fund	Business Area	SAP Fund	Fiscal Year	Char. Code
<b>Department Total</b>	<b>\$13,127,581,000</b>	<b>\$ 2,610,210,000</b>					
<b>State System of Higher Education</b>							
State Universities.....	\$ 477,470,000		001	90	10 634 00	2019	3
<b>Thaddeus Stevens College of Technology</b>							
Thaddeus Stevens College of Technology.....	\$ 18,701,000		001	64	10 876 00	2019	3
<b>Higher Education Assistance Agency</b>							
Grants to Students.....	\$ 310,733,000		001	39	10 400 00	2019	3
Pennsylvania Internship Program Grants.....	450,000		001	39	10 833 00	2019	3
Ready to Succeed Scholarships.....	5,550,000		001	39	11 071 00	2019	3
Matching Payments for Student Aid.....	13,121,000		001	39	10 401 00	2019	3
Institutional Assistance Grants.....	26,521,000		001	39	10 405 00	2019	3
Higher Education for the Disadvantaged.....	2,358,000		001	39	11 017 00	2019	3
Higher Education of Blind or Deaf Students.....	49,000		001	39	11 018 00	2019	3
Bond-Hill Scholarships.....	800,000		001	39	10 402 00	2019	3
Cheyney Keystone Academy.....	3,500,000		001	39	10 408 00	2019	3
Targeted Industry Cluster Scholarship Program.....	6,300,000		001	39	11 146 00	2019	3
<b>Department Total</b>	<b>\$ 369,382,000</b>	<b>\$ 0</b>					
<b>Environmental Protection</b>							
General Government Operations.....	\$ 13,469,000		001	35	10 390 00	2019	1
Environmental Program Management.....	28,420,000		001	35	10 382 00	2019	1
Coastal Zone Management (F).....	\$ 4,700,000		001	35	70 242 00	2019	1
Construction Management Assistance Grants - Administration (F).....	1,400,000		001	35	70 268 00	2019	1
Storm Water Permitting Initiative (F).....	2,300,000		001	35	70 264 00	2019	1
Safe Drinking Water Act - Management (F).....	5,500,000		001	35	70 271 00	2019	1
Water Pollution Control Grants - Management (F).....	5,500,000		001	35	70 272 00	2019	1
Air Pollution Control Grants - Management (F).....	3,200,000		001	35	70 273 00	2019	1
Surface Mine Conservation - Management (F).....	6,500,000		001	35	70 243 00	2019	1
Wetland Protection Fund (F).....	840,000		001	35	70 255 00	2019	1
Diagnostic X-Ray Equipment Testing (F).....	550,000		001	35	70 247 00	2019	1
Water Quality Outreach Operator Training (F).....	200,000		001	35	70 249 00	2019	1
Water Quality Management Planning Grants (F).....	1,150,000		001	35	70 267 00	2019	1
Small Operators Assistance (F).....	300,000		001	35	70 270 00	2019	1
Wellhead Protection Fund (F).....	250,000		001	35	70 256 00	2019	1
Indoor Radon Abatement (F).....	700,000		001	35	70 252 00	2019	1

**PART II  
GENERAL FUND  
Appropriations for 2019-20**

Department/Appropriation	Amount Approved		SAP Account Code				Char. Code
	State	Federal	COPA Fund	Business Area	SAP Fund	Fiscal Year	
Non-Point Source Implementation (F).....		14,800,000	001	35	70 260 00	2019	1
Hydroelectric Power Conservation Fund (F).....		51,000	001	35	70 254 00	2019	1
Survey Studies (F).....		5,000,000	001	35	70 251 00	2019	1
National Dam Safety (F).....		1,500,000	001	35	70 257 00	2019	1
Training Reimbursement for Small Systems (F).....		3,500,000	001	35	70 523 00	2019	1
State Energy Program (F).....		15,000,000	001	35	70 244 00	2019	1
Pollution Prevention (F).....		800,000	001	35	70 269 00	2019	1
Energy & Environmental Opportunities (F).....		1,200,000	001	35	70 265 00	2019	1
Surface Mine Conservation (F).....		680,000	001	35	70 245 00	2019	1
Multipurpose Grants to States and Tribes (F).....		800,000	001	35	71 062 00	2019	1
Chesapeake Bay Pollution Abatement (F).....		15,000,000	001	35	70 258 00	2019	1
Environmental Protection Operations.....	84,523,000		001	35	10 381 00	2019	1
EPA Planning Grant - Administration (F).....		8,400,000	001	35	70 253 00	2019	1
Water Pollution Control Grants (F).....		8,900,000	001	35	70 261 00	2019	1
Air Pollution Control Grants (F).....		5,010,000	001	35	70 262 00	2019	1
Surface Mine Control and Reclamation (F).....		12,344,000	001	35	70 250 00	2019	1
Training & Education of Underground Coal Miners (F).....		1,700,000	001	35	70 246 00	2019	1
Construction Management Assistance Grants (F).....		350,000	001	35	70 266 00	2019	1
Safe Drinking Water (F).....		5,700,000	001	35	70 259 00	2019	1
Oil Pollution Spills Removal (F).....		1,000,000	001	35	70 274 00	2019	1
Black Fly Control and Research.....	3,357,000		001	35	10 386 00	2019	1
West Nile Virus and Zika Virus Control.....	5,378,000		001	35	10 389 00	2019	1
<b>Department Total</b>	<b>\$ 135,147,000</b>	<b>\$ 134,625,000</b>					
<b>General Services</b>							
General Government Operations.....	\$ 54,713,000		001	15	10 074 00	2019	1
Capitol Police Operations.....	13,398,000		001	15	10 067 00	2019	1
Rental, Relocation and Municipal Charges.....	22,302,000		001	15	10 070 00	2019	1
Utility Costs.....	22,748,000		001	15	10 075 00	2019	1
Excess Insurance Coverage.....	1,372,000		001	15	10 073 00	2019	1
Capitol Fire Protection.....	5,000,000		001	15	10 072 00	2019	3
<b>Department Total</b>	<b>\$ 119,533,000</b>	<b>\$ 0</b>					
<b>Health</b>							
General Government Operations.....	\$ 26,283,000		001	67	10 497 00	2019	1
WIC Administration and Operation (F).....		\$ 42,959,000	001	67	70 319 00	2019	1
Health Assessment (F).....		613,000	001	67	70 296 00	2019	1
PHHSBG - Administration and Operation (F).....		4,549,000	001	67	70 318 00	2019	1



**PART II  
GENERAL FUND  
Appropriations for 2019-20**

Department/Appropriation	Amount Approved		SAP Account Code				Char. Code
	State	Federal	COPA Fund	Business Area	SAP Fund	Fiscal Year	
MCHSBG - Administration and Operation (F).....		14,847,000	001	67	70 317 00	2019	1
Adult Blood Lead Epidemiology (F).....		198,000	001	67	70 340 00	2019	1
EMS for Children (F).....		304,000	001	67	70 329 00	2019	1
TB - Administration and Operation (F).....		1,070,000	001	67	70 298 00	2019	1
Lead - Administration and Operation (F).....		990,000	001	67	70 314 00	2019	1
AIDS Health Education - Administration and Operation (F).....		8,511,000	001	67	70 316 00	2019	1
Primary Care Cooperative Agreements (F).....		468,000	001	67	70 297 00	2019	1
HIV / AIDS Surveillance (F).....		512,000	001	67	70 331 00	2019	1
HIV Care - Administration and Operation (F).....		4,136,000	001	67	70 323 00	2019	1
Cancer Prevention and Control (F).....		8,364,000	001	67	70 529 00	2019	1
Special Preparedness Initiatives (F).....		500,000	001	67	71 005 00	2019	1
State Loan Repayment Program (F).....		1,434,000	001	67	71 085 00	2019	1
Diabetes Programs.....	200,000		001	67	10 657 00	2019	3
Quality Assurance.....	23,513,000		001	67	10 467 00	2019	1
Medicare - Health Service Agency Certification (F).....		14,100,000	001	67	70 310 00	2019	1
Medicaid Certification (F).....		11,300,000	001	67	70 315 00	2019	1
Health Innovation.....	914,000		001	67	11 012 00	2019	1
Rural Health (F).....		20,800,000	001	67	71 064 00	2019	1
Vital Statistics.....	100,000		001	67	10 469 00	2019	1
Cooperative Health Statistics (F).....		2,300,000	001	67	70 313 00	2019	1
Health Statistics (F).....		103,000	001	67	70 301 00	2019	1
Behavioral Risk Factor Surveillance System (F).....		535,000	001	67	70 952 00	2019	1
State Laboratory.....	4,350,000		001	67	10 470 00	2019	1
Clinical Laboratory Improvement (F).....		680,000	001	67	70 295 00	2019	1
Epidemiology & Laboratory Surveillance & Response (F).....		8,775,000	001	67	70 307 00	2019	1
Food Emergency Response (F).....		305,000	001	67	70 774 00	2019	1
State Health Care Centers.....	22,505,000		001	67	10 471 00	2019	1
Disease Control Immunization Program (F).....		11,899,000	001	67	70 304 00	2019	1
PHHSBG - Block Program Services (F).....		7,995,000	001	67	70 300 00	2019	1
Preventive Health Special Projects (F).....		3,579,000	001	67	70 339 00	2019	1
Collaborative Chronic Disease Programs (F).....		5,927,000	001	67	70 953 00	2019	1
Sexual Violence Prevention and Education (F).....		1,843,000	001	67	70 685 00	2019	1
Live Healthy (F).....		5,458,000	001	67	71 036 00	2019	1
Sexually Transmitted Disease Screening and Treatment.....	1,757,000		001	67	10 658 00	2019	1
Survey and Follow-Up - Sexually Transmitted Diseases (F).....		2,895,000	001	67	70 305 00	2019	1
Achieving Better Care - MAP Program.....	3,172,000		001	67	11 080 00	2019	1
Prescription Drug Monitoring (F).....		10,701,000	001	67	71 037 00	2019	1
Primary Health Care Practitioner.....	4,550,000		001	67	10 477 00	2019	3
Community-Based Health Care Subsidy.....	2,125,000		001	67	11 055 00	2019	3
Newborn Screening.....	7,092,000		001	67	10 502 00	2019	3

**PART II  
 GENERAL FUND  
 Appropriations for 2019-20**

Department/Appropriation	Amount Approved		SAP Account Code				Char. Code
	State	Federal	COPA Fund	Business Area	SAP Fund	Fiscal Year	
Cancer Screening Services.....	2,563,000		001	67	11 014 00	2019	3
AIDS Programs and Special Pharmaceutical Services.....	12,436,000		001	67	11 068 00	2019	3
AIDS Health Education Program (F).....		2,613,000	001	67	71 015 00	2019	3
AIDS Ryan White and HIV Care (F).....		61,864,000	001	67	71 016 00	2019	3
Housing for Persons with AIDS (F).....		3,737,000	001	67	71 017 00	2019	3
Regional Cancer Institutes.....	1,200,000		001	67	10 493 00	2019	3
School District Health Services.....	35,620,000		001	67	10 654 00	2019	3
Local Health Departments.....	25,421,000		001	67	10 652 00	2019	3
Local Health - Environmental.....	2,389,000		001	67	10 485 00	2019	3
Maternal and Child Health Services.....	1,533,000		001	67	10 651 00	2019	3
MCH Lead Poisoning Prevention and Abatement (F).....		2,930,000	001	67	70 293 00	2019	3
MCHSBG - Program Services (F).....		17,792,000	001	67	70 320 00	2019	3
Women, Infants and Children (WIC) (F).....		278,219,000	001	67	70 306 00	2019	3
Abstinence Education (F).....		4,609,000	001	67	70 335 00	2019	3
Traumatic Brain Injury (F).....		465,000	001	67	70 334 00	2019	3
Family Health Special Projects (F).....		4,203,000	001	67	70 324 00	2019	3
Screening Newborns (F).....		1,669,000	001	67	70 336 00	2019	3
Newborn Hearing Screening and Intervention (F).....		527,000	001	67	70 338 00	2019	3
Teenage Pregnancy Prevention (F).....		5,383,000	001	67	70 776 00	2019	3
Tuberculosis Screening and Treatment.....	913,000		001	67	10 461 00	2019	3
Tuberculosis Control Program (F).....		326,000	001	67	70 294 00	2019	3
Renal Dialysis.....	6,300,000		001	67	10 655 00	2019	3
Services for Children with Special Needs.....	1,728,000		001	67	10 479 00	2019	3
Adult Cystic Fibrosis & Other Chronic Respiratory Illnesses.....	750,000		001	67	10 463 00	2019	3
Cooley's Anemia.....	100,000		001	67	10 466 00	2019	3
Hemophilia.....	959,000		001	67	10 464 00	2019	3
Lupus.....	100,000		001	67	10 474 00	2019	3
Sickle Cell.....	1,260,000		001	67	10 462 00	2019	3
Lyme Disease.....	3,000,000		001	67	11 129 00	2019	3
Regional Poison Control Centers.....	700,000		001	67	10 475 00	2019	3
Trauma Prevention.....	460,000		001	67	10 473 00	2019	3
Epilepsy Support Services.....	550,000		001	67	10 491 00	2019	3
Bio-Technology Research.....	7,700,000		001	67	10 495 00	2019	3
Tourette's Syndrome.....	150,000		001	67	10 472 00	2019	3
Amyotrophic Lateral Sclerosis Support Services.....	850,000		001	67	11 043 00	2019	3
Leukemia/Lymphoma.....	200,000		001	67	11 130 00	2019	3
<b>Department Total</b>	<b>\$ 203,443,000</b>	<b>\$ 582,987,000</b>					

**PART II  
GENERAL FUND  
Appropriations for 2019-20**

Department/Appropriation	Amount Approved		SAP Account Code				Char. Code
	State	Federal	COPA Fund	Business Area	SAP Fund	Fiscal Year	
<b>Human Services</b>							
General Government Operations.....	\$ 107,884,000		001	21	10 263 00	2019	1
Medical Assistance - Administration (F).....		\$ 31,392,000	001	21	70 120 00	2019	1
SNAP - Administration (F).....		6,535,000	001	21	70 133 00	2019	1
SSBG - Administration (F).....		325,000	001	21	70 122 00	2019	1
TANFBG - Administration (F).....		13,898,000	001	21	70 193 00	2019	1
CCDFBG - Administration (F).....		28,640,000	001	21	70 174 00	2019	1
Child Welfare - Title IV-E - Administration (F).....		7,891,000	001	21	70 123 00	2019	1
Child Welfare Services - Administration (F).....		941,000	001	21	70 119 00	2019	1
Community-Based Family Resource and Support - Administration (F).....		689,000	001	21	70 205 00	2019	1
Developmental Disabilities - Basic Support (F).....		4,353,000	001	21	70 146 00	2019	1
Disabled Education - Administration (F).....		714,000	001	21	70 144 00	2019	1
Early Head Start Expansion Program (F).....		14,950,000	001	21	70 975 00	2019	1
Early Learning Challenge Grant - Administration (F).....		131,000	001	21	71 019 00	2019	1
MCH - Administration (F).....		196,000	001	21	70 955 00	2019	1
MHSBG - Administration (F).....		579,000	001	21	70 147 00	2019	1
Refugees and Persons Seeking Asylum - Administration (F).....		2,810,000	001	21	70 142 00	2019	1
Information Systems.....	86,206,000		001	21	10 257 00	2019	1
Medical Assistance - Information Systems (F).....		108,784,000	001	21	70 132 00	2019	1
SNAP - Information Systems (F).....		27,711,000	001	21	70 136 00	2019	1
TANFBG - Information Systems (F).....		12,631,000	001	21	70 194 00	2019	1
Child Welfare - Title IV-E - Information Systems (F).....		14,382,000	001	21	70 166 00	2019	1
Child Support Enforcement - Information Systems (F).....		9,272,000	001	21	70 163 00	2019	1
CHIP - Information Systems (F).....		9,541,000	001	21	71 074 00	2019	1
County Administration - Statewide.....	46,813,000		001	21	10 233 00	2019	1
Medical Assistance - Statewide (F).....		65,227,000	001	21	70 182 00	2019	1
SNAP - Statewide (F).....		39,406,000	001	21	70 183 00	2019	1
TANFBG - Statewide (F).....		1,072,000	001	21	70 179 00	2019	1
ARRA - Health Information Technology (F).....		12,291,000	001	21	77 917 00	2019	1
County Assistance Offices.....	255,350,000		001	21	10 264 00	2019	1
Medical Assistance - County Assistance Offices (F).....		238,251,000	001	21	70 150 00	2019	1
SNAP - County Assistance Offices (F).....		132,394,000	001	21	70 164 00	2019	1
TANFBG - County Assistance Offices (F).....		55,689,000	001	21	70 149 00	2019	1
SSBG - County Assistance Offices (F).....		3,000,000	001	21	70 131 00	2019	1
LIHEABG - Administration (F).....		28,859,000	001	21	70 148 00	2019	1
Children's Health Insurance Administration.....	1,111,000		001	21	11 096 00	2019	1
Children's Health Insurance Administration (F).....		5,254,000	001	21	71 056 00	2019	1
Child Support Enforcement.....	16,298,000		001	21	10 238 00	2019	1
Child Support Enforcement - Title IV - D (F).....		156,738,000	001	21	70 151 00	2019	1
New Directions.....	15,682,000		001	21	10 244 00	2019	1

**PART II  
GENERAL FUND  
Appropriations for 2019-20**

Department/Appropriation	Amount Approved		SAP Account Code				Char. Code
	State	Federal	COPA Fund	Business Area	SAP Fund	Fiscal Year	
TANFBG - New Directions (F).....		111,346,000	001	21	70 121 00	2019	1
Medical Assistance - New Directions (F).....		14,141,000	001	21	70 206 00	2019	1
SNAP - New Directions (F).....		15,364,000	001	21	70 130 00	2019	1
Youth Development Institutions and Forestry Camps.....	63,699,000		001	21	10 261 00	2019	2
SSBG - Basic Institutional Programs (F).....		10,000,000	001	21	70 160 00	2019	2
Food Nutrition Services (F).....		650,000	001	21	70 172 00	2019	2
Mental Health Services.....	803,169,000		001	21	10 248 00	2019	2
Medical Assistance - Mental Health (F).....		203,542,000	001	21	70 127 00	2019	2
Medicare Services - State Mental Hospitals (F).....		20,983,000	001	21	70 145 00	2019	2
Homeless Mentally Ill (F).....		2,496,000	001	21	70 154 00	2019	2
MHSBG - Community Mental Health Services (F).....		24,100,000	001	21	70 167 00	2019	2
SSBG - Community Mental Health Services (F).....		10,366,000	001	21	70 135 00	2019	2
Suicide Prevention (F).....		1,496,000	001	21	70 651 00	2019	2
Mental Health Data Infrastructure (F).....		145,000	001	21	70 522 00	2019	2
Promoting Integration of Health Care (F).....		3,500,000	001	21	71 076 00	2019	2
System of Care Expansion (F).....		7,000,000	001	21	70 976 00	2019	2
Project LAUNCH (F).....		15,000	001	21	71 021 00	2019	2
Youth Suicide Prevention (F).....		736,000	001	21	71 022 00	2019	2
Transition Age Youth (F).....		1,500,000	001	21	71 024 00	2019	2
Early Childhood Mental Health (F).....		500,000	001	21	71 086 00	2019	2
Treatment for Individuals Experiencing Homelessness (F).....		1,000,000	001	21	71 087 00	2019	2
Adolescents and Young Adults at High Risk for Psychosis (F).....		400,000	001	21	71 088 00	2019	2
Intellectual Disabilities - State Centers.....	115,646,000		001	21	10 249 00	2019	2
Medical Assistance - State Centers (F).....		166,059,000	001	21	70 409 00	2019	2
Medicare Services - State Centers (F).....		505,000	001	21	70 134 00	2019	2
Cash Grants.....	18,287,000		001	21	10 265 00	2019	3
TANFBG - Cash Grants (F).....		183,893,000	001	21	70 195 00	2019	3
Other Federal Support - Cash Grants (F).....		6,428,000	001	21	70 128 00	2019	3
LIHEABG - Low-Income Families and Individuals (F).....		188,583,000	001	21	70 168 00	2019	3
Refugees and Persons Seeking Asylum - Social Services (F).....		14,758,000	001	21	70 958 00	2019	3
Supplemental Grants - Aged, Blind and Disabled.....	123,600,000		001	21	10 252 00	2019	3
Medical Assistance - Capitation.....	2,362,871,000		001	21	10 226 00	2019	3
Medical Assistance - Capitation (F).....		9,430,494,000	001	21	70 186 00	2019	3
Medical Assistance - Fee-for-Service.....	435,335,000		001	21	11 076 00	2019	3
Medical Assistance - Fee-for-Service (F).....		1,572,931,000	001	21	71 030 00	2019	3
ARRA - MA - Health Information Technology (F).....		45,000,000	001	21	77 933 00	2019	3
Payment to Federal Government - Medicare Drug Program.....	775,602,000		001	21	10 763 00	2019	3
Medical Assistance - Workers with Disabilities.....	52,262,000		001	21	10 996 00	2019	3
Medical Assistance - Workers with Disabilities (F).....		57,187,000	001	21	70 798 00	2019	3
Medical Assistance - Physician Practice Plans.....	10,071,000		001	21	10 952 00	2019	3

**PART II  
GENERAL FUND  
Appropriations for 2019-20**

Department/Appropriation	Amount Approved		SAP Account Code				Char. Code
	State	Federal	COPA Fund	Business Area	SAP Fund	Fiscal Year	
Medical Assistance - Physician Practice Plans (F).....		11,030,000	001	21	70 750 00	2019	3
Medical Assistance - Hospital-Based Burn Centers.....	4,437,000		001	21	10 789 00	2019	3
Medical Assistance - Hospital-Based Burn Centers (F).....		4,856,000	001	21	70 730 00	2019	3
Medical Assistance - Critical Access Hospitals.....	10,900,000		001	21	10 958 00	2019	3
Medical Assistance - Critical Access Hospitals (F).....		15,429,000	001	21	70 748 00	2019	3
Medical Assistance - Obstetric and Neonatal Services.....	3,681,000		001	21	10 946 00	2019	3
Medical Assistance - Obstetric and Neonatal Services (F).....		7,311,000	001	21	70 729 00	2019	3
Medical Assistance - Trauma Centers.....	8,656,000		001	21	10 830 00	2019	3
Medical Assistance - Trauma Centers (F).....		9,472,000	001	21	70 578 00	2019	3
Medical Assistance - Academic Medical Centers.....	24,681,000		001	21	10 709 00	2019	3
Medical Assistance - Academic Medical Centers (F).....		27,007,000	001	21	70 649 00	2019	3
Medical Assistance - Transportation.....	69,653,000		001	21	10 232 00	2019	3
Medical Assistance - Transportation (F).....		85,706,000	001	21	70 185 00	2019	3
Expanded Medical Services for Women.....	6,263,000		001	21	10 254 00	2019	3
TANFBG - Alternatives to Abortion (F).....		1,000,000	001	21	70 527 00	2019	3
Children's Health Insurance Program.....	42,540,000		001	21	11 095 00	2019	3
Children's Health Insurance Program (F).....		390,135,000	001	21	71 055 00	2019	3
Medical Assistance - Long-Term Care.....	491,395,000		001	21	10 267 00	2019	3
Medical Assistance - Long-Term Care (F).....		720,351,000	001	21	70 161 00	2019	3
Medical Assistance - Community HealthChoices.....	2,343,340,000		001	21	11 133 00	2019	3
Medical Assistance - Community HealthChoices (F).....		3,931,401,000	001	21	71 089 00	2019	3
Home and Community-Based Services.....	159,605,000		001	21	11 016 00	2019	3
Medical Assistance - Home & Community-Based Services (F).....		197,589,000	001	21	70 959 00	2019	3
Long-Term Care Managed Care.....	156,933,000		001	21	11 025 00	2019	3
Medical Assistance - Long-Term Care Managed Care (F).....		171,722,000	001	21	70 960 00	2019	3
Services to Persons with Disabilities.....	123,500,000		001	21	10 243 00	2019	3
Medical Assistance - Services to Persons with Disabilities (F).....		138,007,000	001	21	70 126 00	2019	3
Attendant Care.....	50,647,000		001	21	10 234 00	2019	3
Medical Assistance - Attendant Care (F).....		67,938,000	001	21	70 181 00	2019	3
Intellectual Disabilities - Community Base Program.....	149,653,000		001	21	10 255 00	2019	3
Medical Assistance - Community ID Services (F).....		59,038,000	001	21	70 175 00	2019	3
SSBG - Community ID Services (F).....		7,451,000	001	21	70 177 00	2019	3
Intellectual Disabilities - Intermediate Care Facilities.....	148,148,000		001	21	10 251 00	2019	3
Medical Assistance - ID/ICF (F).....		183,099,000	001	21	70 129 00	2019	3
Intellectual Disabilities - Community Waiver Program.....	1,728,641,000		001	21	10 975 00	2019	3
Medical Assistance - Community ID Waiver Program (F).....		1,773,989,000	001	21	70 600 00	2019	3
Intellectual Disabilities - Lansdowne Residential Services.....	340,000		001	21	10 236 00	2019	3
Autism Intervention and Services.....	30,925,000		001	21	10 741 00	2019	3
Medical Assistance - Autism Intervention Services (F).....		33,839,000	001	21	70 711 00	2019	3
Behavioral Health Services.....	57,149,000		001	21	10 262 00	2019	3

**PART II  
GENERAL FUND  
Appropriations for 2019-20**

Department/Appropriation	Amount Approved		SAP Account Code				Char. Code
	State	Federal	COPA Fund	Business Area	SAP Fund	Fiscal Year	
Access to Medication-Assisted Treatment (F).....		1,500,000	001	21	71 066 00	2019	3
Special Pharmaceutical Services.....	952,000		001	21	10 227 00	2019	3
County Child Welfare.....	1,259,322,000		001	21	10 266 00	2019	3
Child Welfare Services (F).....		13,735,000	001	21	70 155 00	2019	3
Child Welfare - Title IV-E (F).....		385,369,000	001	21	70 157 00	2019	3
Medical Assistance - Child Welfare (F).....		1,438,000	001	21	70 169 00	2019	3
TANFBG - Child Welfare (F).....		58,508,000	001	21	70 197 00	2019	3
SSBG - Child Welfare (F).....		12,021,000	001	21	70 159 00	2019	3
Child Welfare Training and Certification (F).....		16,665,000	001	21	70 171 00	2019	3
Community-Based Family Resource and Support (F).....		143,000	001	21	70 204 00	2019	3
Child Abuse Prevention and Treatment (F).....		4,000,000	001	21	70 707 00	2019	3
Title IV-B - Caseworker Visits (F).....		1,365,000	001	21	70 718 00	2019	3
Children's Justice Act (F).....		1,150,000	001	21	70 977 00	2019	3
Community-Based Family Centers.....	18,558,000		001	21	10 256 00	2019	3
Family Preservation - Family Centers (F).....		2,691,000	001	21	70 191 00	2019	3
Family Resource and Support - Family Centers (F).....		480,000	001	21	70 118 00	2019	3
Title IV-B - Family Centers (F).....		5,871,000	001	21	70 661 00	2019	3
MCH - Early Childhood Home Visiting (F).....		16,300,000	001	21	70 791 00	2019	3
Child Care Services.....	156,482,000		001	21	10 253 00	2019	3
CCDFBG - Child Care Services (F).....		392,812,000	001	21	70 199 00	2019	3
CCDFBG - School Age (F).....		1,260,000	001	21	70 137 00	2019	3
SSBG - Child Care Services (F).....		30,977,000	001	21	70 158 00	2019	3
Head Start Collaboration Project (F).....		242,000	001	21	70 192 00	2019	3
Child Care Assistance.....	109,885,000		001	21	10 912 00	2019	3
TANFBG - Child Care Assistance (F).....		152,214,000	001	21	70 719 00	2019	3
CCDFBG - Child Care Assistance (F).....		85,356,000	001	21	70 720 00	2019	3
SNAP - Child Care Assistance (F).....		1,678,000	001	21	70 721 00	2019	3
Nurse Family Partnership.....	13,178,000		001	21	10 760 00	2019	3
Medical Assistance - Nurse Family Partnership (F).....		2,544,000	001	21	70 669 00	2019	3
Early Intervention.....	161,432,000		001	21	10 235 00	2019	3
Medical Assistance - Early Intervention (F).....		63,988,000	001	21	70 184 00	2019	3
Education for Children with Disabilities-Early Intervention (F).....		15,136,000	001	21	70 170 00	2019	3
Domestic Violence.....	19,093,000		001	21	10 229 00	2019	3
Family Violence Prevention Services (F).....		3,739,000	001	21	70 189 00	2019	3
SSBG - Domestic Violence Programs (F).....		5,705,000	001	21	70 124 00	2019	3
Rape Crisis.....	10,921,000		001	21	10 250 00	2019	3
SSBG - Rape Crisis (F).....		1,721,000	001	21	70 176 00	2019	3
Breast Cancer Screening.....	1,723,000		001	21	10 245 00	2019	3
SSBG - Family Planning (F).....		2,000,000	001	21	70 165 00	2019	3
Human Services Development Fund.....	13,460,000		001	21	10 230 00	2019	3

**PART II  
GENERAL FUND  
Appropriations for 2019-20**

Department/Appropriation	Amount Approved		SAP Account Code				
	State	Federal	COPA Fund	Business Area	SAP Fund	Fiscal Year	Char. Code
Legal Services.....	2,661,000		001	21	10 247 00	2019	3
SSBG - Legal Services (F).....		5,049,000	001	21	70 187 00	2019	3
Homeless Assistance.....	18,496,000		001	21	10 258 00	2019	3
SSBG - Homeless Services (F).....		4,183,000	001	21	70 125 00	2019	3
211 Communications.....	750,000		001	21	11 132 00	2019	3
Health Program Assistance and Services.....	13,325,000		001	21	11 122 00	2019	3
Services for the Visually Impaired.....	3,102,000		001	21	11 121 00	2019	3
<b>Department Total</b>	<b>\$12,704,313,000</b>	<b>\$22,255,654,000</b>					
<b>Insurance</b>							
Health Insurance Premium Review (F).....		\$ 1,000,000	001	79	70 790 00	2019	3
Insurance Market Reform (F).....		5,000,000	001	79	71 077 00	2019	3
<b>Department Total</b>	<b>\$ 0</b>	<b>\$ 6,000,000</b>					
<b>Labor and Industry</b>							
General Government Operations.....	\$ 13,799,000		001	12	10 031 00	2019	1
Workforce Innovation and Opportunity Act - Administration (F).....		\$ 13,000,000	001	12	70 023 00	2019	1
Community Service and Corps (F).....		13,097,000	001	12	70 027 00	2019	1
Disability Determination (F).....		146,699,000	001	12	70 029 00	2019	1
New Hires (F).....		1,534,000	001	12	70 024 00	2019	1
Occupational and Industrial Safety.....	2,947,000		001	12	10 028 00	2019	1
Lead Certification and Accreditation (F).....		260,000	001	12	71 078 00	2019	1
Occupational Disease Payments.....	299,000		001	12	10 018 00	2019	3
Transfer to Vocational Rehabilitation Fund.....	47,942,000		001	12	10 016 00	2019	3
Supported Employment.....	397,000		001	12	10 020 00	2019	3
Centers for Independent Living.....	1,950,000		001	12	10 030 00	2019	3
Workers' Compensation Payments.....	413,000		001	12	10 017 00	2019	3
New Choices / New Options.....	750,000		001	12	10 967 00	2019	3
Assistive Technology Financing.....	475,000		001	12	11 035 00	2019	3
Assistive Technology Demonstration and Training.....	450,000		001	12	11 036 00	2019	3
Reed Act - Unemployment Insurance (F).....		5,000,000	001	12	70 018 00	2019	3
Reed Act - Employment Services (F).....		72,000,000	001	12	70 480 00	2019	3
WIOA - Adult Employment and Training (F).....		50,000,000	001	12	70 020 00	2019	3
WIOA - Youth Employment and Training (F).....		52,000,000	001	12	70 021 00	2019	3
WIOA - Statewide Activities (F).....		18,000,000	001	12	70 022 00	2019	3
WIOA - Dislocated Workers (F).....		109,000,000	001	12	70 019 00	2019	3
TANFBG - Youth Employment and Training (F).....		25,000,000	001	12	70 026 00	2019	3
Industry Partnerships.....	4,813,000		001	12	10 707 00	2019	3

**PART II  
GENERAL FUND  
Appropriations for 2019-20**

Department/Appropriation	Amount Approved		SAP Account Code				Char. Code
	State	Federal	COPA Fund	Business Area	SAP Fund	Fiscal Year	
Apprenticeship Training.....	7,000,000		001	12	11 136 00	2019	3
<b>Department Total</b>	<b>\$ 81,235,000</b>	<b>\$ 505,590,000</b>					
<b>Military and Veterans Affairs</b>							
General Government Operations.....	\$ 33,143,000		001	13	10 053 00	2019	1
National Guard Youth Challenge Program.....	1,000,000		001	13	11 147 00	2019	1
Facilities Maintenance (F).....		\$ 77,685,000	001	13	70 035 00	2019	1
Federal Construction Grants (F).....		25,000,000	001	13	70 481 00	2019	1
Burial Detail Honor Guard.....	99,000		001	13	10 051 00	2019	1
American Battle Monuments.....	50,000		001	13	10 041 00	2019	1
Armory Maintenance and Repair.....	245,000		001	13	10 043 00	2019	1
Special State Duty.....	35,000		001	13	10 048 00	2019	1
Veterans Homes.....	104,690,000		001	13	10 702 00	2019	2
Operations and Maintenance (F).....		49,412,000	001	13	70 602 00	2019	2
Medical Reimbursements (F).....		177,000	001	13	70 603 00	2019	2
Enhanced Veterans Reimbursement (F).....		28,791,000	001	13	70 746 00	2019	2
Education of Veterans Children.....	125,000		001	13	10 034 00	2019	3
Transfer to Educational Assistance Program Fund.....	13,265,000		001	13	10 705 00	2019	3
Blind Veterans Pension.....	222,000		001	13	10 036 00	2019	3
Amputee and Paralyzed Veterans Pension.....	3,714,000		001	13	10 045 00	2019	3
National Guard Pension.....	5,000		001	13	10 035 00	2019	3
Supplemental Life Insurance Premiums.....	164,000		001	13	10 785 00	2019	3
Civil Air Patrol.....	100,000		001	13	10 050 00	2019	3
Disabled American Veterans Transportation.....	336,000		001	13	10 660 00	2019	3
Veterans Outreach Services.....	3,139,000		001	13	10 936 00	2019	3
<b>Department Total</b>	<b>\$ 160,332,000</b>	<b>\$ 181,065,000</b>					
<b>Revenue</b>							
General Government Operations.....	\$ 148,511,000		001	18	10 208 00	2019	1
Technology and Process Modernization.....	5,700,000		001	18	10 953 00	2019	1
Distribution of Public Utility Realty Tax.....	29,687,000		001	18	10 209 00	2019	3
<b>Department Total</b>	<b>\$ 183,898,000</b>	<b>\$ 0</b>					
<b>State</b>							
General Government Operations.....	\$ 4,319,000		001	19	10 213 00	2019	1
Federal Election Reform (F).....		\$ 20,046,000	001	19	70 490 00	2019	1
Occupational Licensing Assessment (F).....		2,500,000	001	19	71 100 00	2019	1



**PART II  
GENERAL FUND  
Appropriations for 2019-20**

Department/Appropriation	Amount Approved		SAP Account Code				Char. Code
	State	Federal	COPA Fund	Business Area	SAP Fund	Fiscal Year	
Statewide Uniform Registry of Electors.....	7,305,000		001	19	10 759 00	2019	1
Voter Registration and Education.....	494,000		001	19	10 212 00	2019	1
Lobbying Disclosure.....	294,000		001	19	10 903 00	2019	1
Voting of Citizens in Military Service.....	20,000		001	19	10 210 00	2019	3
<b>Department Total</b>	<b>\$ 12,432,000</b>	<b>\$ 22,546,000</b>					
<b>Transportation</b>							
FTA - Capital Improvement Grants (F).....		\$ 30,000,000	001	78	70 362 00	2019	3
TEA 21 - Access to Jobs (F).....		2,000,000	001	78	70 360 00	2019	3
Surface Transportation - Operating (F).....		15,000,000	001	78	70 356 00	2019	3
Surface Transportation Assistance (F).....		750,000	001	78	70 358 00	2019	3
Surface Transportation Assistance Capital (F).....		35,000,000	001	78	70 357 00	2019	3
FTA - Safety Oversight (F).....		3,000,000	001	78	71 027 00	2019	3
FTA - Keystone Corridor Equipment & Purchases (F).....		85,000,000	001	78	70 361 00	2019	3
FTA - Hybrid Mass Transit Vehicles (F).....		30,000,000	001	78	70 752 00	2019	3
Line and Track Improvement (F).....		3,000,000	001	78	71 067 00	2019	3
Vehicle Sales Tax Collections.....	1,025,000		001	78	10 568 00	2019	1
Infrastructure Projects.....	1,900,000		001	78	11 148 00	2019	1
Voter Registration.....	520,000		001	78	10 567 00	2019	1
<b>Department Total</b>	<b>\$ 3,445,000</b>	<b>\$ 203,750,000</b>					
<b>State Police</b>							
General Government Operations.....	\$ 342,100,000		001	20	10 220 00	2019	1
Area Computer Crime (F).....		\$ 8,745,000	001	20	70 541 00	2019	1
Law Enforcement Information Technology.....	6,899,000		001	20	10 216 00	2019	1
Statewide Public Safety Radio System.....	12,683,000		001	20	11 040 00	2019	1
Broadband Network Planning (F).....		4,050,000	001	20	71 007 00	2019	1
Municipal Police Training.....	1,716,000		001	20	10 214 00	2019	1
Automated Fingerprint Identification System.....	885,000		001	20	10 217 00	2019	1
Gun Checks.....	4,400,000		001	20	10 221 00	2019	1
<b>Department Total</b>	<b>\$ 368,683,000</b>	<b>\$ 12,795,000</b>					
<b>Emergency Management Agency</b>							
General Government Operations.....	\$ 13,521,000		001	31	10 355 00	2019	1
Civil Preparedness (F).....		\$ 21,000,000	001	31	70 239 00	2019	1
Hazardous Materials Planning and Training (F).....		900,000	001	31	70 241 00	2019	1
State Fire Commissioner.....	2,848,000		001	31	10 354 00	2019	1

**PART II  
GENERAL FUND  
Appropriations for 2019-20**

Department/Appropriation	Amount Approved		SAP Account Code				Char. Code
	State	Federal	COPA Fund	Business Area	SAP Fund	Fiscal Year	
Fire Prevention (F).....		42,000	001	31	70 238 00	2019	1
Search and Rescue.....	250,000		001	31	11 069 00	2019	3
Firefighters Memorial Flags.....	10,000		001	31	10 352 00	2019	3
Red Cross Extended Care Program.....	250,000		001	31	10 349 00	2019	3
<b>Department Total</b>	<b>\$ 16,879,000</b>	<b>\$ 21,942,000</b>					
<b>Historical and Museum Commission</b>							
General Government Operations.....	\$ 21,555,000		001	30	10 347 00	2019	1
Historic Preservation (F).....		\$ 1,300,000	001	30	70 235 00	2019	1
Surface Mining Review (F).....		150,000	001	30	70 507 00	2019	1
Environmental Review (F).....		375,000	001	30	70 509 00	2019	1
Coastal Zone Management (F).....		50,000	001	30	70 706 00	2019	1
American Battlefield Protection Program (F).....		3,000,000	001	30	71 028 00	2019	1
Historic Property Partnerships (F).....		30,000	001	30	71 029 00	2019	1
Maritime Heritage (F).....		500,000	001	30	71 038 00	2019	1
Appalachian Development (F).....		70,000	001	30	71 090 00	2019	1
Cultural and Historical Support.....	2,000,000		001	30	11 057 00	2019	3
<b>Department Total</b>	<b>\$ 23,555,000</b>	<b>\$ 5,475,000</b>					
<b>Infrastructure Investment Authority</b>							
Sewage Projects Revolving Loan Fund (F).....		\$ 127,200,000	001	33	70 412 00	2019	3
Drinking Water Projects Revolving Loan Fund (F).....		66,982,000	001	33	70 411 00	2019	3
<b>Department Total</b>	<b>\$ 0</b>	<b>\$ 194,182,000</b>					
<b>Environmental Hearing Board</b>							
Environmental Hearing Board.....	\$ 2,574,000		001	37	10 393 00	2019	1
<b>Health Care Cost Containment Council</b>							
Health Care Cost Containment Council.....	\$ 3,355,000		001	43	30 309 00	2019	1
<b>Ethics Commission</b>							
State Ethics Commission.....	\$ 3,015,000		001	40	10 677 00	2019	1
<b>Judiciary</b>							
<b>Supreme Court</b>							
Supreme Court.....	\$ 17,150,000		001	51	10 417 00	2019	1

**PART II  
GENERAL FUND  
Appropriations for 2019-20**

Department/Appropriation	Amount Approved		SAP Account Code				
	State	Federal	COPA Fund	Business Area	SAP Fund	Fiscal Year	Char. Code
Interbranch Commission.....	350,000		001	51	10 913 00	2019	1
Court Management Education.....	73,000		001	51	10 429 00	2019	1
Rules Committees.....	1,595,000		001	51	11 019 00	2019	1
<b>Subtotal</b>	<b>\$ 19,168,000</b>	<b>\$ 0</b>					
District Court Administrators.....	\$ 19,657,000		001	51	10 430 00	2019	1
Justice Expenses.....	118,000		001	51	10 420 00	2019	1
<b>Subtotal</b>	<b>\$ 19,775,000</b>	<b>\$ 0</b>					
<b>Supreme Court</b>							
Office of Elder Justice in the Courts.....	\$ 496,000		001	51	11 110 00	2019	1
<b>Subtotal</b>	<b>\$ 496,000</b>	<b>\$ 0</b>					
Judicial Council.....	\$ 141,000		001	51	10 431 00	2019	1
Judicial Center Operations.....	814,000		001	51	10 956 00	2019	1
<b>Subtotal</b>	<b>\$ 955,000</b>	<b>\$ 0</b>					
<b>Supreme Court</b>							
Court Administrator.....	\$ 11,577,000		001	51	10 414 00	2019	1
Court Improvement Project (F).....		\$ 1,130,000	001	51	70 654 00	2019	1
Adult Drug Court Outcome Evaluation (F).....		225,000	001	51	71 068 00	2019	1
Language Access Grant (F).....		50,000	001	51	71 091 00	2019	1
Integrated Criminal Justice System.....	2,372,000		001	51	10 426 00	2019	1
Unified Judicial System Security.....	2,002,000		001	51	30 249 00	2019	1
<b>Subtotal</b>	<b>\$ 15,951,000</b>	<b>\$ 1,405,000</b>					
<b>Superior Court</b>							
Superior Court.....	\$ 32,377,000		001	52	10 432 00	2019	1
Judges Expenses.....	183,000		001	52	10 433 00	2019	1
<b>Subtotal</b>	<b>\$ 32,560,000</b>	<b>\$ 0</b>					

**PART II  
GENERAL FUND  
Appropriations for 2019-20**

Department/Appropriation	Amount Approved		SAP Account Code				Char. Code
	State	Federal	COPA Fund	Business Area	SAP Fund	Fiscal Year	
<b>Commonwealth Court</b>							
Commonwealth Court.....	\$ 21,192,000		001	58	10 447 00	2019	1
Judges Expenses.....	132,000		001	58	10 448 00	2019	1
<b>Subtotal</b>	<b>\$ 21,324,000</b>	<b>\$ 0</b>					
<b>Courts of Common Pleas</b>							
Courts of Common Pleas.....	\$ 117,739,000		001	53	10 435 00	2019	1
Senior Judges.....	4,004,000		001	53	10 436 00	2019	1
Judicial Education.....	1,247,000		001	53	10 437 00	2019	1
Ethics Committee.....	62,000		001	53	10 438 00	2019	1
Problem-Solving Courts.....	1,103,000		001	53	11 044 00	2019	1
<b>Subtotal</b>	<b>\$ 124,155,000</b>	<b>\$ 0</b>					
<b>Magisterial District Judges</b>							
Magisterial District Judges.....	\$ 82,802,000		001	59	10 451 00	2019	1
Magisterial District Judge Education.....	744,000		001	59	10 452 00	2019	1
<b>Subtotal</b>	<b>\$ 83,546,000</b>	<b>\$ 0</b>					
<b>Philadelphia Courts</b>							
Municipal Court.....	\$ 7,794,000		001	62	10 456 00	2019	1
<b>Subtotal</b>	<b>\$ 7,794,000</b>	<b>\$ 0</b>					
<b>Judicial Conduct</b>							
Judicial Conduct Board.....	\$ 2,468,000		001	51	10 423 00	2019	1
Court of Judicial Discipline.....	468,000		001	51	10 424 00	2019	1
<b>Subtotal</b>	<b>\$ 2,936,000</b>	<b>\$ 0</b>					
<b>Reimbursement of County Costs</b>							
Juror Cost Reimbursement.....	\$ 1,118,000		001	57	10 440 00	2019	3
County Court Reimbursement.....	23,136,000		001	57	10 439 00	2019	3
Senior Judge Reimbursement.....	1,375,000		001	57	10 441 00	2019	3
Court Interpreter County Grant.....	1,500,000		001	57	11 091 00	2019	3
<b>Subtotal</b>	<b>\$ 27,129,000</b>	<b>\$ 0</b>					

**PART II  
GENERAL FUND  
Appropriations for 2019-20**

Department/Appropriation	Amount Approved		SAP Account Code				Char. Code
	State	Federal	COPA Fund	Business Area	SAP Fund	Fiscal Year	
<b>Department Total</b>	<b>\$ 355,789,000</b>	<b>\$ 1,405,000</b>					
<b>Legislature</b>							
<b>Senate</b>							
Senators' Salaries.....	\$ 8,864,000		001	41	30 037 00	2019	1
Employees of Chief Clerk.....	3,085,000		001	41	30 039 00	2019	1
Salaried Officers and Employees.....	13,973,000		001	41	30 040 00	2019	1
Incidental Expenses.....	3,595,000		001	41	30 080 00	2019	1
Expenses - Senators.....	1,416,000		001	41	30 062 00	2019	1
Legislative Printing and Expenses.....	8,048,000		001	41	30 063 00	2019	1
Committee on Appropriations (R) and (D).....	3,015,000		001	41	30 192 00	2019	1
Caucus Operations (R) and (D).....	79,861,000		001	41	30 211 00	2019	1
<b>Subtotal</b>	<b>\$ 121,857,000</b>	<b>\$ 0</b>					
<b>House of Representatives</b>							
Members' Salaries, Speaker's Extra Compensation.....	\$ 35,290,000		001	42	30 073 00	2019	1
Caucus Operations (R) and (D).....	133,375,000		001	42	30 307 00	2019	1
Speaker's Office.....	1,810,000		001	42	30 077 00	2019	1
Bi-Partisan Committee, Chief Clerk, Comptroller and EMS.....	14,834,000		001	42	30 078 00	2019	1
Mileage - Representatives, Officers and Employees.....	372,000		001	42	30 080 00	2019	1
Chief Clerk and Legislative Journal.....	3,443,000		001	42	30 082 00	2019	1
Contingent Expenses (R) and (D).....	709,000		001	42	30 198 00	2019	1
Incidental Expenses.....	5,069,000		001	42	30 095 00	2019	1
Expenses - Representatives.....	4,251,000		001	42	30 099 00	2019	1
Legislative Printing and Expenses.....	10,674,000		001	42	30 100 00	2019	1
Committee on Appropriations (R).....	3,223,000		001	42	30 097 00	2019	1
Committee on Appropriations (D).....	3,223,000		001	42	30 105 00	2019	1
Special Leadership Account (R).....	6,045,000		001	42	30 102 00	2019	1
Special Leadership Account (D).....	6,045,000		001	42	30 103 00	2019	1
<b>Subtotal</b>	<b>\$ 228,363,000</b>	<b>\$ 0</b>					
<b>Department Total</b>	<b>\$ 350,220,000</b>	<b>\$ 0</b>					
<b>Government Support Agencies</b>							
<b>Legislative Reference Bureau</b>							
Legislative Reference Bureau - Salaries and Expenses.....	\$ 9,691,000		001	44	30 115 00	2019	1

**PART II  
 GENERAL FUND  
 Appropriations for 2019-20**

Department/Appropriation	Amount Approved		SAP Account Code				Char. Code
	State	Federal	COPA Fund	Business Area	SAP Fund	Fiscal Year	
Printing of PA Bulletin and PA Code.....	886,000		001	44	30 117 00	2019	1
Contingent Expenses.....	25,000		001	44	30 359 00	2019	1
<b>Miscellaneous and Commissions</b>							
Legislative Budget and Finance Committee..... \$	2,020,000		001	47	30 134 00	2019	1
Legislative Data Processing Center.....	32,255,000		001	48	30 135 00	2019	1
LDP - Information Technology Modernization.....	2,500,000		001	48	30 360 00	2019	1
Joint State Government Commission.....	1,701,000		001	46	30 133 00	2019	1
Local Government Commission.....	1,283,000		001	45	30 118 00	2019	1
Local Government Codes.....	24,000		001	45	30 121 00	2019	1
Joint Legislative Air and Water Pollution Control Committee.....	582,000		001	49	30 136 00	2019	1
Legislative Audit Advisory Commission.....	285,000		001	45	30 119 00	2019	1
Independent Regulatory Review Commission.....	2,155,000		001	63	30 138 00	2019	1
Capitol Preservation Committee.....	827,000		001	45	30 122 00	2019	1
Capitol Restoration.....	3,157,000		001	45	30 123 00	2019	1
Commission on Sentencing.....	2,553,000		001	45	30 127 00	2019	1
Center for Rural Pennsylvania.....	1,128,000		001	45	30 129 00	2019	1
Commonwealth Mail Processing Center.....	3,583,000		001	45	30 721 00	2019	1
Legislative Reapportionment Commission.....	1,053,000		001	45	30 131 00	2019	1
Independent Fiscal Office.....	2,343,000		001	45	30 308 00	2019	1
<b>Department Total</b>	<b>\$ 68,051,000</b>	<b>\$ 0</b>					
<b>Total Part II</b>	<b>\$33,355,801,000</b>	<b>\$27,719,878,000</b>					

COMMONWEALTH OF PENNSYLVANIA  
OFFICE OF THE BUDGET

**DATE:** June 28, 2019

**SUBJECT:** Expenditure Symbol Notification Number 19-033

**TO:** Honorable Joe Torsella  
State Treasurer

**FROM:** Jen Swails  
Secretary of the Budget



On June 28, 2019, several acts went into law, which appropriate monies to the Departments of Agriculture and Education for nonpreferred appropriations.

The titles, amounts, expenditure symbols numbers, character codes and SAP account codes are shown on the attachment to this letter.

*This document is available on the Office of Budget FTP server:  
[obftp.state.pa.us/ESN/19-033.doc](http://obftp.state.pa.us/ESN/19-033.doc)*

**Attachment**

**cc:** The Honorable Eugene DePasquale  
Mr. Scott Kennedy  
Ms. Jennifer Boger  
Ms. Donetta M. D'Innocenzo

Mr. Joseph Weber  
Mr. Keith Welks  
Mr. Edward Palmer  
Ms. Mary-Jo Mullen

**BMSS/ESN/ANNUAL/Nonpreferreds**

**bcc:** Ms. Kathy Wallace  
Mr. Ben Lukens  
Budget Mgmt. Support Section (4)

Mr. Dave Harris  
Ms. Melanie Little  
Mr. Mark Intrieri  
Ms. Erica Pluck

**NONPREFERRED APPROPRIATIONS FOR 2019-20**

<i>DEPARTMENT / APPROPRIATION</i>	<i>AMOUNT</i>	<i>SAP Account Code</i>				<i>CHAR. CODE</i>
		<i>COPA FUND</i>	<i>BUSINESS AREA</i>	<i>SAP FUND</i>	<i>FISCAL YEAR</i>	
<b>GENERAL FUND:</b>						
<b>AGRICULTURE</b>						
<i>(Act No. 6-A, H.B. 1354, P.N. 2237)</i>						
University of Pennsylvania - Veterinary Activities.....	\$31,660,000	001	68	11 021 00	2019	3
University of Pennsylvania - Center for Infectious Disease.....	295,000	001	68	11 022 00	2019	3
<b>DEPARTMENT TOTAL</b>	<b>\$31,955,000</b>					
<b>EDUCATION</b>						
<i>Pennsylvania State University:</i>						
<i>(Act No. 2-A, H.B. 1350, P.N. 2233)</i>						
General Support.....	\$242,096,000	001	16	10 983 00	2019	3
Pennsylvania College of Technology.....	26,736,000	001	16	10 152 00	2019	3
<b>Pennsylvania State University Total</b>	<b>\$268,832,000</b>					
<i>University of Pittsburgh:</i>						
<i>(Act No. 3-A, H.B. 1351, P.N. 2234)</i>						
General Support.....	\$151,507,000	001	16	10 984 00	2019	3
Rural Education Outreach.....	3,346,000	001	16	10 168 00	2019	3
<b>University of Pittsburgh Total</b>	<b>\$154,853,000</b>					
<i>Temple University:</i>						
<i>(Act No. 4-A, H.B. 1352, P.N. 2235)</i>						
General Support.....	\$158,206,000	001	16	10 985 00	2019	3
<i>Lincoln University:</i>						
<i>(Act No. 5-A, H.B. 1353, P.N. 2236)</i>						
General Support.....	\$15,166,000	001	16	10 986 00	2019	3
<b>DEPARTMENT TOTAL</b>	<b>\$597,057,000</b>					
<b>TOTAL NONPREFERREDS</b>		<b>\$629,012,000</b>				



August 6, 2019

Expenditure Symbol Notification Number 19-059

Honorable Joe Torsella  
State Treasurer  
Room 129, Finance Building  
Harrisburg, Pennsylvania 17120

Dear Treasurer Torsella:

I am hereby authorizing the following additional Executive Authorization for payment during the fiscal year July 1, 2019 to June 30, 2020:

	<u>Current Amount</u>	<u>Adjustment</u>	<u>Revised Amount</u>	<u>COPA Fund</u>	<u>SAP Account Code</u>		<u>Fiscal Year</u>
					<u>Business Area</u>	<u>SAP Fund</u>	
FROM: <u>General Fund</u>							
TO: <u>State</u>							
Publishing Constitutional Amendments	\$1,275,000	\$100,000	\$1,375,000	001	19	20 027 00	2019

Sincerely,



Tom Wolf  
Governor

This document is available on the Office of Budget FTP server:  
[obftp.state.pa.us/ESN/19-059.doc](http://obftp.state.pa.us/ESN/19-059.doc)

cc: The Honorable Eugene DePasquale  
Mr. Scott Kennedy  
Ms. Jennifer Boger  
Ms. Donetta M. D'Innocenzo

Mr. Joseph Weber  
Mr. Keith Welks  
Mr. Edward Palmer  
Ms. Mary-Jo Mullen

COMMONWEALTH OF PENNSYLVANIA  
OFFICE OF THE BUDGET

DATE: August 29, 2019

SUBJECT: Expenditure Symbol Notification Number 19-072

TO: Honorable Joe Torsella  
State Treasurer

FROM: Jen Swails  
Secretary of the Budget



In accordance with Section 1799-E of Act 20 of 2019, I am hereby authorizing the following Executive Authorization for payment during the fiscal year July 1, 2019 to June 30, 2020:

	<u>Amount</u>	<u>COPA Fund</u>	<u>SAP Account Code Business Area</u>	<u>SAP Fund</u>	<u>Fiscal Year</u>	<u>Char. Code</u>
FROM: <u>General Fund</u>						
TO: <u>Executive Offices:</u>						
Loan to Video Gaming Fund [FA – 2000 / 2000]	\$1,192,000	001	81	20 473 00	2019	1

This document is available on the Office of Budget FTP server:  
[obftp.state.pa.us/ESN/19-072.doc](http://obftp.state.pa.us/ESN/19-072.doc)

cc: The Honorable Eugene DePasquale  
Mr. Scott Kennedy  
Ms. Jennifer Boger  
Ms. Donetta M. D'Innocenzo

Mr. Joseph Weber  
Mr. Keith Welks  
Mr. Edward Palmer  
Ms. Mary-Jo Mullen

November 7, 2019

Expenditure Symbol Notification Number 19-092


Honorable Joe Torsella  
State Treasurer  
Room 129, Finance Building  
Harrisburg, Pennsylvania 17120

Dear Treasurer Torsella:

I am hereby authorizing the following Executive Authorization for payment during the fiscal year July 1, 2019 to June 30, 2020:

	<u>Amount</u>	<u>COPA Fund</u>	<u>SAP Account Code Business Area</u>	<u>SAP Fund</u>	<u>Fiscal Year</u>	<u>Char. Code</u>
FROM: <u>General Fund</u>						
TO: <u>Treasury</u>						
Cash Management Loan Interest	\$87,452.05	001	73	20 402 00	2019	5

Sincerely,



Tom Wolf  
Governor

*This document is available on the Office of Budget FTP server:  
obftp.state.pa.us/ESN/19-092.doc*

cc: The Honorable Eugene DePasquale  
Mr. Scott Kennedy  
Ms. Jennifer Boger  
Ms. Donetta M. D'Innocenzo

Mr. Joseph Weber  
Mr. Keith Welks  
Mr. Edward Palmer  
Ms. Alexis A. Brown

November 21, 2019

Expenditure Symbol Notification Number 19-096

Honorable Joe Torsella  
State Treasurer  
Room 129, Finance Building  
Harrisburg, Pennsylvania 17120

Dear Treasurer Torsella:

I am hereby authorizing the following additional Executive Authorization for payment during the fiscal year July 1, 2019 to June 30, 2020:

	<u>Current Amount</u>	<u>Adjustment</u>	<u>Revised Amount</u>	<u>COPA Fund</u>	<u>SAP Account Code</u>		<u>Fiscal Year</u>
					<u>Business Area</u>	<u>SAP Fund</u>	
FROM: <u>General Fund</u>							
TO: <u>Treasury</u>							
Cash Management Loan Interest	\$87,452.05	\$249,287.59	\$336,739.64	001	73	20 402 00	2019

Sincerely,



Tom Wolf  
Governor

This document is available on the Office of Budget FTP server:  
[obftp.state.pa.us/ESN/19-096.doc](http://obftp.state.pa.us/ESN/19-096.doc)

cc: The Honorable Eugene DePasquale  
Mr. Scott Kennedy  
Ms. Tammy Blymire  
Ms. Donetta M. D'Innocenzo

Mr. Joseph Weber  
Mr. Keith Welks  
Mr. Edward Palmer  
Ms. Alexis A. Brown

December 6, 2019

Expenditure Symbol Notification Number 19-102

Honorable Joe Torsella  
State Treasurer  
Room 129, Finance Building  
Harrisburg, Pennsylvania 17120

Dear Treasurer Torsella:

I am hereby authorizing the following additional Executive Authorization for payment during the fiscal year July 1, 2019 to June 30, 2020:

	<u>Current Amount</u>	<u>Adjustment</u>	<u>Revised Amount</u>	<u>COPA Fund</u>	<u>SAP Account Code</u> <u>Business Area</u> <u>SAP Fund</u>		<u>Fiscal Year</u>
FROM: <u>General Fund</u>							
TO: <u>Treasury</u>							
Cash Management Loan Interest	\$336,739.64	\$110,137.00	\$446,876.64	001	73	20 402 00	2019

Sincerely,



Tom Wolf  
Governor

This document is available on the Office of Budget FTP server:  
[obftp.state.pa.us/ESN/19-102.doc](http://obftp.state.pa.us/ESN/19-102.doc)

cc: The Honorable Eugene DePasquale  
Mr. Scott Kennedy  
Ms. Tammy Blymire  
Ms. Donetta M. D'Innocenzo

Mr. Joseph Weber  
Mr. Keith Welks  
Mr. Edward Palmer  
Ms. Alexis A. Brown

COMMONWEALTH OF PENNSYLVANIA  
OFFICE OF THE BUDGET

DATE: December 6, 2019

SUBJECT: Expenditure Symbol Notification Number 19-103

TO: Honorable Joe Torsella  
State Treasurer

FROM: Jen Swails  
Secretary of the Budget



In accordance with Section 208 of Act 77 of 2019 and Chapter 56 of Act 83 of 2019, I am hereby authorizing the following adjustment to the expenditure symbol numbers for payment during the fiscal year July 1, 2019 to June 30, 2020:

	<i>Current Amount</i>	<i>Adjustment</i>	<i>Revised Amount</i>	<i>COPA Fund</i>	<i>Business Area</i>	<i>SAP Account Code</i>		<i>Char. Code</i>
						<i>SAP Fund</i>	<i>Fiscal Year</i>	
FROM: <u>General Fund</u>								
TO: <u>Human Services</u>								
Child Care Assistance	\$139,885,000	-\$9,000,000	\$130,885,000	001	21	10 912 00	2017	3
TO: <u>Executive Offices</u>								
Transfer to Census Outreach – Complete Count [FA – 1000 / 1110]	\$0	\$4,000,000	\$4,000,000	001	81	11 167 00	2019	1
Transfer to Nonprofit Security Grant Fund [FA – 1000 / 1110]	0	5,000,000	5,000,000	001	81	11 168 00	2019	1

This document is available on the Office of Budget FTP server:  
[obftp.state.pa.us/ESN/19-103.doc](http://obftp.state.pa.us/ESN/19-103.doc)

cc: The Honorable Eugene DePasquale  
Mr. Scott Kennedy  
Ms. Tammy Blymire  
Ms. Donetta M. D'Innocenzo

Mr. Joseph Weber  
Mr. Keith Welks  
Mr. Edward Palmer  
Ms. Alexis A. Brown

January 7, 2020

Expenditure Symbol Notification Number 19-112

Honorable Joe Torsella  
State Treasurer  
Room 129, Finance Building  
Harrisburg, Pennsylvania 17120

Dear Treasurer Torsella:

I am hereby authorizing the following additional Executive Authorization for payment during the fiscal year July 1, 2019 to June 30, 2020:

	<u>Current Amount</u>	<u>Adjustment</u>	<u>Revised Amount</u>	<u>COPA Fund</u>	<u>SAP Account Code</u>		<u>Fiscal Year</u>
					<u>Business Area</u>	<u>SAP Fund</u>	
FROM: <u>General Fund</u>							
TO: <u>Treasury</u>							
Cash Management Loan Interest	\$446,876.64	\$692,068.39	\$1,138,945.03	001	73	20 402 00	2019

Sincerely,



Tom Wolf  
Governor

This document is available on the Office of Budget FTP server:  
[obftp.state.pa.us/ESN/19-112.doc](http://obftp.state.pa.us/ESN/19-112.doc)

cc: The Honorable Eugene DePasquale  
Mr. Scott Kennedy  
Ms. Tammy Blymire  
Ms. Donetta M. D'Innocenzo

Mr. Joseph Weber  
Mr. Keith Welks  
Mr. Edward Palmer  
Ms. Alexis A. Brown

January 22, 2020

Expenditure Symbol Notification Number 19-122

Honorable Joe Torsella  
State Treasurer  
Room 129, Finance Building  
Harrisburg, Pennsylvania 17120

Dear Treasurer Torsella:

I am hereby authorizing the following additional Executive Authorization for payment during the fiscal year July 1, 2019 to June 30, 2020:

	<u>Current Amount</u>	<u>Adjustment</u>	<u>Revised Amount</u>	<u>COPA Fund</u>	<u>SAP Account Code</u>		<u>Fiscal Year</u>
					<u>Business Area</u>	<u>SAP Fund</u>	
FROM: <u>General Fund</u>							
TO: <u>Treasury</u>							
Cash Management Loan Interest	\$1,138,945.03	\$1,193,123.29	\$2,332,068.32	001	73	20 402 00	2019

Sincerely,



Tom Wolf  
Governor

This document is available on the Office of Budget FTP server:  
[obftp.state.pa.us/ESN/19-122.doc](http://obftp.state.pa.us/ESN/19-122.doc)

cc: The Honorable Eugene DePasquale  
Mr. Scott Kennedy  
Ms. Tammy Blymire  
Ms. Donetta M. D'Innocenzo

Mr. Joseph Weber  
Mr. Keith Welks  
Mr. Edward Palmer  
Ms. Alexis A. Brown



February 21, 2020

Expenditure Symbol Notification Number 19-127

Honorable Joe Torsella  
State Treasurer  
Room 129, Finance Building  
Harrisburg, Pennsylvania 17120

Dear Treasurer Torsella:

I am hereby authorizing the following additional Executive Authorization for payment during the fiscal year July 1, 2019 to June 30, 2020:

	<u>Current Amount</u>	<u>Adjustment</u>	<u>Revised Amount</u>	<u>COPA Fund</u>	<u>SAP Account Code</u>		<u>Fiscal Year</u>
					<u>Business Area</u>	<u>SAP Fund</u>	
FROM: <u>General Fund</u>							
TO: <u>Revenue</u>							
Commissions - Inheritance and Realty Transfer Tax Collections	\$8,407,000	\$3,000,000	\$11,407,000	001	18	20 019 00	2019

Sincerely,



Tom Wolf  
Governor

This document is available on the Office of Budget FTP server:  
[obftp.state.pa.us/ESN/19-127.doc](http://obftp.state.pa.us/ESN/19-127.doc)

cc: The Honorable Eugene DePasquale  
Mr. Scott Kennedy  
Ms. Tammy Blymire  
Ms. Donetta M. D'Innocenzo

Mr. Joseph Weber  
Mr. Keith Welks  
Mr. Edward Palmer  
Ms. Alexis A. Brown

February 21, 2020

Expenditure Symbol Notification Number 19-128

Honorable Joe Torsella  
State Treasurer  
Room 129, Finance Building  
Harrisburg, Pennsylvania 17120

Dear Treasurer Torsella:

I am hereby authorizing the following additional Executive Authorization for payment during the fiscal year July 1, 2019 to June 30, 2020:

	<u>Current Amount</u>	<u>Adjustment</u>	<u>Revised Amount</u>	<u>COPA Fund</u>	<u>SAP Account Code</u>		<u>Fiscal Year</u>
					<u>Business Area</u>	<u>SAP Fund</u>	
FROM: <u>General Fund</u>							
TO: <u>Treasury</u>							
Cash Management Loan Interest	\$2,332,068.32	\$887,205.49	\$3,219,273.81	001	73	20 402 00	2019

Sincerely,



Tom Wolf  
Governor

This document is available on the Office of Budget FTP server:  
[obftp.state.pa.us/ESN/19-128.doc](http://obftp.state.pa.us/ESN/19-128.doc)

cc: The Honorable Eugene DePasquale  
Mr. Scott Kennedy  
Ms. Tammy Blymire  
Ms. Donetta M. D'Innocenzo

Mr. Joseph Weber  
Mr. Keith Welks  
Mr. Edward Palmer  
Ms. Alexis A. Brown

March 16, 2020

Expenditure Symbol Notification Number 19-139

Honorable Joe Torsella  
State Treasurer  
Room 129, Finance Building  
Harrisburg, Pennsylvania 17120


Dear Treasurer Torsella:

In accordance with Section 1508 of Act 42 of 2007, I am hereby transferring funds to provide disaster assistance as a result of the emergency proclamation dated March 6, 2020:

SAP Account Code

	<u>Current Amount</u>	<u>Adjustment</u>	<u>Revised Amount</u>	<u>COPA Fund</u>	<u>SAP Account Code Business Area</u>	<u>SAP Fund</u>	<u>Fiscal Year</u>
FROM: <u>General Fund</u>							
TO: <u>Emergency Management Agency</u>							
Disaster Relief	\$0	\$18,800,000	\$18,800,000	001	31	30 357 00	2019
FROM: <u>General Fund</u>							
TO: <u>Revenue</u>							
Refunding Tax Collections	\$1,339,000,000	-\$18,800,000	\$1,320,200,000	001	18	20 018 00	2017

Sincerely,



Tom Wolf  
Governor

This document is available on the Office of Budget FTP server:  
[obftp.state.pa.us/ESN/19-139.doc](http://obftp.state.pa.us/ESN/19-139.doc)

cc: The Honorable Eugene DePasquale  
Mr. Scott Kennedy  
Ms. Tammy Blymire  
Ms. Donetta M. D'Innocenzo

Mr. Joseph Weber  
Mr. Keith Welks  
Mr. Edward Palmer  
Ms. Alexis A. Brown

March 19, 2020

Expenditure Symbol Notification Number 19-143

Honorable Joe Torsella  
State Treasurer  
Room 129, Finance Building  
Harrisburg, Pennsylvania 17120

Dear Treasurer Torsella:

I am hereby authorizing the following additional Executive Authorization for payment during the fiscal year July 1, 2019 to June 30, 2020:

	<u>Current Amount</u>	<u>Adjustment</u>	<u>Revised Amount</u>	<u>COPA Fund</u>	<u>SAP Account Code Business Area</u>	<u>SAP Fund</u>	<u>Fiscal Year</u>
FROM: <u>General Fund</u>							
TO: <u>Treasury</u>							
Cash Management Loan Interest	\$3,219,273.81	\$1,150,685.02	\$4,369,958.83	001	73	20 402 00	2019

Sincerely,



Tom Wolf  
Governor

This document is available on the Office of Budget FTP server:  
[obftp.state.pa.us/ESN/19-143.doc](http://obftp.state.pa.us/ESN/19-143.doc)

cc: The Honorable Eugene DePasquale  
Mr. Scott Kennedy  
Ms. Tammy Blymire  
Ms. Donetta M. D'Innocenzo

Mr. Joseph Weber  
Mr. Keith Welks  
Mr. Edward Palmer  
Ms. Alexis A. Brown

March 27, 2020

Expenditure Symbol Notification Number 19-145

Honorable Joe Torsella  
State Treasurer  
Room 129, Finance Building  
Harrisburg, Pennsylvania 17120

Dear Treasurer Torsella:

I am hereby authorizing the following additional Executive Authorization for payment during the fiscal year July 1, 2019 to June 30, 2020:

	<u>Current Amount</u>	<u>Adjustment</u>	<u>Revised Amount</u>	<u>COPA Fund</u>	<u>SAP Account Code</u>		<u>Fiscal Year</u>
					<u>Business Area</u>	<u>SAP Fund</u>	
FROM: <u>General Fund</u>							
TO: <u>Treasury</u>							
Cash Management Loan Interest	\$4,369,958.83	\$1,074,931.55	\$5,444,890.38	001	73	20 402 00	2019

Sincerely,



Tom Wolf  
Governor

This document is available on the Office of Budget FTP server:  
[obftp.state.pa.us/ESN/19-145.doc](http://obftp.state.pa.us/ESN/19-145.doc)

cc: The Honorable Eugene DePasquale  
Mr. Scott Kennedy  
Ms. Tammy Blymire  
Ms. Donetta M. D'Innocenzo

Mr. Joseph Weber  
Mr. Keith Welks  
Mr. Edward Palmer  
Ms. Alexis A. Brown

April 14, 2020

Expenditure Symbol Notification Number 19-159

Honorable Joe Torsella  
State Treasurer  
Room 129, Finance Building  
Harrisburg, Pennsylvania 17120

Dear Treasurer Torsella:

I am hereby authorizing the following additional Executive Authorizations for payment during the fiscal year July 1, 2019 to June 30, 2020:

	<u>Current Amount</u>	<u>Adjustment</u>	<u>Revised Amount</u>	<u>COPA Fund</u>	<u>SAP Account Code</u>		<u>Fiscal Year</u>
					<u>Business Area</u>	<u>SAP Fund</u>	
FROM: <u>General Fund</u>							
TO: <u>Revenue</u>							
Commissions – Inheritance and Realty Transfer Tax Collections	\$11,407,000	\$1,600,000	\$13,007,000	001	18	20 019 00	2019
FROM: <u>Motor License Fund</u>							
TO: <u>Revenue</u>							
Refunding Liquid Fuels Tax	\$26,075,000	\$4,800,000	\$30,875,000	010	18	20 017 00	2019

Sincerely,



Tom Wolf  
Governor

This document is available on the Office of Budget FTP server:  
[obftp.state.pa.us/ESN/19-159.doc](http://obftp.state.pa.us/ESN/19-159.doc)

cc: The Honorable Eugene DePasquale  
Mr. Scott Kennedy  
Ms. Tammy Blymire  
Ms. Donetta M. D'Innocenzo

Mr. Joseph Weber  
Mr. Keith Welks  
Mr. Edward Palmer  
Ms. Alexis A. Brown

April 21, 2020

Expenditure Symbol Notification Number 19-168

Honorable Joe Torsella  
State Treasurer  
Room 129, Finance Building  
Harrisburg, Pennsylvania 17120

Dear Treasurer Torsella:

I am hereby authorizing the following additional Executive Authorization for payment during the fiscal year July 1, 2019 to June 30, 2020:

	<u>Current Amount</u>	<u>Adjustment</u>	<u>Revised Amount</u>	<u>COPA Fund</u>	<u>SAP Account Code</u> <u>Business Area</u>	<u>SAP Fund</u>	<u>Fiscal Year</u>
FROM: <u>General Fund</u>							
TO: <u>Treasury</u>							
Cash Management Loan Interest	\$5,444,890.38	\$ 1,870,137.08	\$7,315,027.46	001	73	20 402 00	2019

Sincerely,



Tom Wolf  
Governor

This document is available on the Office of Budget FTP server:  
[obftp.state.pa.us/ESN/19-168.doc](http://obftp.state.pa.us/ESN/19-168.doc)

cc: The Honorable Eugene DePasquale  
Mr. Scott Kennedy  
Ms. Tammy Blymire  
Ms. Donetta M. D'Innocenzo

Mr. Joseph Weber  
Mr. Keith Welks  
Mr. Edward Palmer  
Ms. Alexis A. Brown

COMMONWEALTH OF PENNSYLVANIA  
OFFICE OF THE BUDGET

DATE: May 1, 2020

SUBJECT: Expenditure Symbol Notification Number 19-178

TO: Honorable Joe Torsella  
State Treasurer

FROM: Jen Swails  
Secretary of the Budget



I am hereby authorizing the following adjustments to the appropriations as shown below for payment during the fiscal year July 1, 2019 to June 30, 2020:

	<u>Current Amount</u>	<u>Adjustment</u>	<u>Revised Amount</u>	<u>COPA Fund</u>	<u>SAP Account Code</u>		<u>Fiscal Year</u>
					<u>Business Area</u>	<u>SAP Fund</u>	
FROM: <u>General Fund</u>							
TO: <u>Legislature</u>							
<b><i>House of Representatives</i></b>							
National Legislative Conference- Expenses	\$511,000	\$-200,000	\$311,000	001	42	30 075 00	2016
National Legislative Conference - Expenses	511,000	-500,000	11,000	001	42	30 075 00	2017
Expenses - Representatives	4,251,000	-1,000,000	3,251,000	001	42	30 099 00	2018
Chief Clerk and Legislative Journal	3,443,000	-373,000	3,070,000	001	42	30 082 00	2018
Chief Clerk and Legislative Journal	3,443,000	-627,000	2,816,000	001	42	30 082 00	2019
Mileage - Representatives, Officers and Employees	372,000	200,000	572,000	001	42	30 080 00	2019
Incidental Expenses	5,069,000	2,500,000	7,569,000	001	42	30 095 00	2019

*This document is available on the Office of Budget FTP server:  
obftp.state.pa.us/ESN/19-178.doc*

cc: The Honorable Eugene DePasquale  
Mr. Scott Kennedy  
Ms. Tammy Blymire  
Ms. Donetta M. D'Innocenzo

Mr. Joseph Weber  
Mr. Keith Welks  
Mr. Edward Palmer  
Ms. Alexis A. Brown



COMMONWEALTH OF PENNSYLVANIA  
OFFICE OF THE BUDGET

DATE: May 6, 2020

SUBJECT: Expenditure Symbol Notification Number 19-184

TO: Honorable Joe Torsella  
State Treasurer

FROM: Jen Swails  
Secretary of the Budget



I am hereby authorizing the following adjustments to the appropriations are as shown below for payment during the fiscal year July 1, 2019 to June 30, 2020:

	<u>Current Amount</u>	<u>Adjustment</u>	<u>Revised Amount</u>	<u>COPA Fund</u>	<u>SAP Account Code</u>		<u>Fiscal Year</u>
					<u>Business Area</u>	<u>SAP Fund</u>	
FROM: <u>General Fund</u>							
TO: <u>Legislature</u>							
<b><i>House of Representatives</i></b>							
Special Leadership Account (R)	\$5,869,000	-\$500,000	\$5,369,000	001	42	30 102 00	2015
Chief Clerk	591,000	500,000	1,091,000	001	42	30 084 00	2019

This document is available on the Office of Budget FTP server:  
[obftp.state.pa.us/ESN/19-184.doc](http://obftp.state.pa.us/ESN/19-184.doc)

cc: The Honorable Eugene DePasquale  
Mr. Scott Kennedy  
Ms. Tammy Blymire  
Ms. Donetta M. D'Innocenzo

Mr. Joseph Weber  
Mr. Keith Welks  
Mr. Edward Palmer  
Ms. Alexis A. Brown

June 17, 2020

Expenditure Symbol Notification Number 19-219

Honorable Joe Torsella  
State Treasurer  
Room 129, Finance Building  
Harrisburg, Pennsylvania 17120

Dear Treasurer Torsella:

I am hereby authorizing the adjustment to the following additional Executive Authorization for payment during the fiscal year July 1, 2019 to June 30, 2020:

	<u>Current Amount</u>	<u>Adjustment</u>	<u>Revised Amount</u>	<u>COPA Fund</u>	<u>SAP Account Code</u> <u>Business Area</u>	<u>SAP Fund</u>	<u>Fiscal Year</u>
FROM: <u>General Fund</u>							
TO: <u>Revenue</u>							
Refunding Tax Collections	\$1,200,000,000	-\$50,000,000	\$1,150,000,000 B-2	001	18	20 018 00	2019

Sincerely,



Tom Wolf  
Governor

This document is available on the Office of Budget FTP server:  
[obftp.state.pa.us/ESN/19-219.doc](http://obftp.state.pa.us/ESN/19-219.doc)

cc: The Honorable Eugene DePasquale  
Mr. Scott Kennedy  
Ms. Tammy Blymire  
Ms. Donetta M. D'Innocenzo

Mr. Joseph Weber  
Mr. Keith Welks  
Mr. Edward Palmer  
Ms. Alexis A. Brown

**PART XIX  
Additional Appropriations for 2019-20**

Department/Appropriation	Current		Adjustment		Revised Appropriation	SAP Account Code				
	State	Federal	State	Federal		COPA Fund	Business Area	SAP Fund	Fiscal Year	Char. Code
<b>Emergency Management Agency</b>										
Hazardous Materials Planning and Training (F).....		900,000		600,000	1,500,000	001	31	70 241 00	2019	1
<b>FUND TOTAL</b>	<u>11,832,929,000</u>	<u>18,541,532,000</u>	<u>81,753,000</u>	<u>1,412,573,000</u>	<u>31,868,787,000</u>					
<b><u>LOTTERY FUND</u></b>										
<b>Aging</b>										
PENNCARE.....	305,324,000		(12,281,000)		293,043,000	002	10	10 008 00	2019	3
Transfer to Pharmaceutical Assistance Fund.....	155,000,000		(10,000,000)		145,000,000	002	10	10 001 00	2019	3
<b>Department Total</b>	<u>460,324,000</u>	<u>0</u>	<u>(22,281,000)</u>	<u>0</u>	<u>438,043,000</u>					
<b>Human Services</b>										
Medical Assistance - Community HealthChoices.....	397,013,000		(63,000,000)		334,013,000	002	21	11 134 00	2019	3
<b>FUND TOTAL</b>	<u>857,337,000</u>	<u>0</u>	<u>(85,281,000)</u>	<u>0</u>	<u>772,056,000</u>					
<b><u>TOBACCO SETTLEMENT FUND</u></b>										
<b>Human Services</b>										
Medical Assistance - Community HealthChoices.....	161,920,000		3,958,000		165,878,000	071	21	11 135 00	2019	3
<b>FUND TOTAL</b>	<u>161,920,000</u>	<u>0</u>	<u>3,958,000</u>	<u>0</u>	<u>165,878,000</u>					