

# PRISON RAPE ELIMINATION ACT ANNUAL REPORT

## Pennsylvania Department of Corrections

### 2017

#### Introduction

The Pennsylvania Department of Corrections (PA DOC) provided assurance of compliance following the conclusion of the first year of the second PREA audit cycle, ending August 19, 2017 and remains committed to meeting the goals of the United States Department of Justice Prison Rape Elimination Act (PREA) of 2003 (28 C.F.R. Part 115). The Department was found in full compliance with all its audits completed in 2017. The unequal distribution of audits across all facility types was rectified in the second year (2018) with the audit of five CCCs.

During 2017, 14 of the Department's State Correctional Institutions (SCIs) and one of its Bureau of Community Corrections (BCC) centers were certified as PREA compliant. With the certification of compliance at these facilities in 2017, and two facilities certified as compliant in 2016, a total of 16 SCIs and one Community Corrections Center (CCC) under the PA DOC's operational control were certified as compliant during the second PREA audit cycle.

#### Prevention

In 2017, the PA DOC formally revised its CCC PREA policy, BCC-ADM 008, to further enhance its existing prevention, detection and response procedures. These revised procedures included improvements for data collection and retention, formalized responsibilities of key staff, and enhanced responsiveness to re-entrant disclosures of victimization during risk screening.

Additionally, the Department held a series of in-person meetings with PREA Compliance Managers (PCMs) and their Administrative Officers (AOs) within the SCIs and BCC and contracted community confinement facility (CCF) PCMs. The SCI meeting featured sessions on enhancing investigative efforts, Lesbian, Gay, Bi-sexual, Transgender, Queer/Questioning, Intersex (LGBTQI) support systems and audit readiness and sustainability. The BCC meeting provided an opportunity for Department and CCF PCMs to widen their knowledge of the PREA standards, increase their awareness of policy changes and familiarize themselves with LGBTQI and Rape Crisis resources throughout the Commonwealth. Both meetings featured presentations from representatives of the National PREA Resource Center.

#### Training

The PA DOC refreshed and expanded its training efforts across the Department in 2017:

- A refined basic training curriculum for new hires was developed and deployed in the spring of 2017.
- A professional boundaries course, developed in collaboration with The Moss Group, was provided to all management personnel and introduced through a master trainer's T4T program to all facilities (SCI/CCC).
- The Department's PREA Coordinator attended the National PREA Conference in Boston, MA in February 2017 and returned with a specialized investigator's demonstration grant curriculum which served as the foundation for deployment of a significantly improved PA DOC investigator's training.
- Members of the Department's Administrative Gender Review Committee (A-GRC) received focused training on aspects of sexual orientation, gender identity and gender expression to

enhance the knowledge of individuals charged with deciding the most appropriate placements for transgender and intersex inmates.

- Specialized training sessions were held with facility grievance coordinators, certified peer specialist supervisors and new Majors with respect to the intersection of their functions and PREA.
- The Department continued to hold its annual sessions of specialized medical and mental health training, PREA Risk Assessment Tool (PRAT) training and policy update trainings.

### External Collaboration

In 2017, the PA DOC continued its partnerships with key external agencies to increase its efforts to provide effective support to LGBTQI inmates and trauma informed training to staff.

- The PA DOC continued its partnership with TransCentralPA and Alder Health Services to facilitate a virtual support group for transgender inmates. The Department support group inspired the formation of five local facility based support groups which were operating at year end 2017.
- The PA DOC continued its partnership with the Pennsylvania Department of Health and focused on heightening awareness on LGBTQI issues and providing consultation on placement decisions for transgender inmates.
- The PA DOC continued its partnership with the Pennsylvania Coalition Against Rape (PCAR) to provide trauma informed response training to investigative staff and technical assistance to PCMs focused on enhancing rape crisis counseling service delivery.
- The PA DOC continued its partnership with the Pennsylvania State Police to conduct criminal investigations throughout the agency and to assist with investigator training.

### Incident Based Analysis

As part of its ongoing commitment to enhance sexual safety within its facilities, and in compliance with PREA standards §115.87 and §115.88, the Department submits the following statistical report of PREA activity within its facilities so that prevention efforts can be further enhanced.

The statistical data referenced in this report for PA DOC operated facilities and Contract Community Confinement Facilities (CCFs) was drawn from electronic records maintained in the PA DOC's Bureau of Investigations and Intelligence (BII) case management system and the PREA Tracking System (PTS). Statistical data pertaining to Contract County Jails (CCJs) was captured through self-reported data. The BII tracks reported investigations conducted within the Department's 25 SCIs, the Quehanna Boot Camp, and 12 CCCs<sup>1</sup>. The PREA incident-based data is recorded in accordance with the federal standards, and BII reviews every PREA investigation conducted at PA DOC facilities<sup>2</sup> for quality assurance purposes. BII's PREA data collection began on June 30, 2014, making 2017 the third complete year of data collection, which was stored electronically in a centralized repository.

The PTS was launched in April of 2016 and was designed to be a centralized electronic repository for all allegations reported under PREA, regardless of whether the allegation met the PREA standard's definition of sexual abuse or sexual harassment. The system was intended to capture all information necessary to

---

<sup>1</sup> Commonwealth operated CCCs house both PA DOC offenders and Pennsylvania Board of Probation and Parole (PBPP) reentrants. This report includes all allegations reported at these facilities. However, it is important to note that the numbers required to be reported by the PA DOC to BJS include only those victims who were under the Department's jurisdiction.

<sup>2</sup> The phrase "PA DOC facilities" includes the 25 SCIs, Quehanna Boot Camp and 12 Commonwealth operated CCCs at the start of 2017. During 2017, one SCI and one Commonwealth operated CCC closed.

generate the US Department of Justice, Bureau of Justice Statistics (BJS) Survey of Sexual Victimization (SSV). 2017 marks the second full year of data available for analysis within the system.

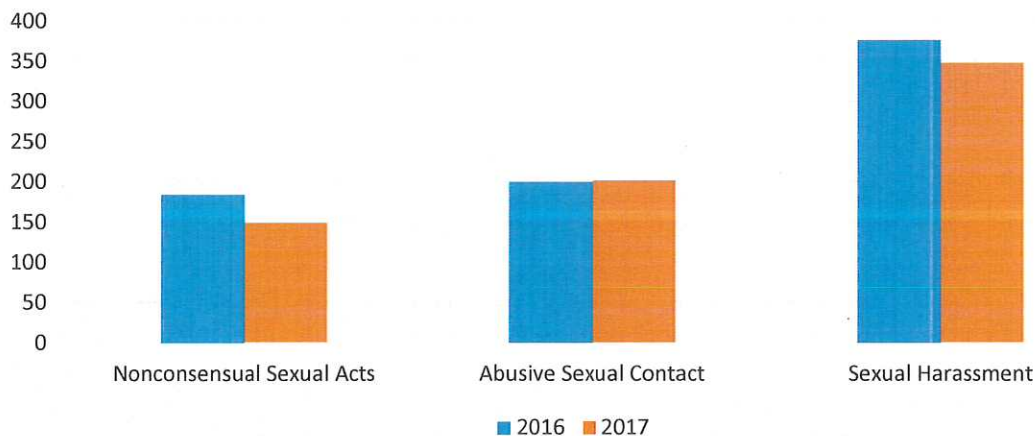
The incident-based data collected by BII and the PTS has been analyzed and compiled in order to obtain the information required for the SSV. Pennsylvania sends this report annually, summarizing the total number of allegations reported in PA DOC facilities in the previous calendar year. These numbers are classified by type:

- Inmate-on-Inmate Nonconsensual Sexual Acts
- Inmate-on-Inmate Abusive Sexual Contact
- Inmate-on-Inmate Sexual Harassment
- Staff-on-Inmate Sexual Misconduct
- Staff-on-Inmate Sexual Harassment

For each substantiated<sup>3</sup> allegation, of any type, a five-page Survey of Sexual Victimization Incident Form (SSV-IA) is completed, specifying details of the incident and the individuals involved.

This report summarizes the allegations reported at PA DOC facilities in 2017, as well as allegations reported at CCFs and CCJs with incident data comparative to those reported in 2016. As the numbers reflect, there is a decrease of 100 reports (5.3 percent) of inmate-on-inmate and staff-on-inmate allegations. Part of this decrease can be attributed to effective inmate and staff education efforts, accountability for substantiated perpetrators and consistency with data collection techniques between 2016 and 2017 with the PTS. [Table 1: Inmate Part Perpetrators:](#)

### Inmate-on-Inmate Nonconsensual Sexual Acts, Abusive Sexual Contact and Sexual Harassment Allegations in PA DOC Facilities 2016-2017



In 2017, a combined total of 699 inmate-on-inmate sexual abuse and sexual harassment allegations were reported within PA DOC facilities. Of these inmate-on-inmate complaints, 67 incidents (9.6 percent<sup>4</sup>) were

<sup>3</sup> Substantiated investigative outcomes were determined to have occurred based on a preponderance of the evidence.

<sup>4</sup> Percentages provided in this report are approximate.

substantiated. In 2017, a total of 149 (21.3 percent) inmate perpetrator allegations involved nonconsensual sexual acts, 202 (28.9 percent) involved allegations of abusive sexual contact and 348 (49.8 percent) involved inmate-on-inmate sexual harassment.

In 2017, a combined total of 23 allegations of inmate-on-inmate sexual abuse and sexual harassment were reported within CCFs. Of these inmate-on-inmate allegations, nine (39.1 percent) were substantiated. One (4.3 percent) inmate perpetrator allegation involved nonconsensual sexual acts, four (17.4 percent) involved allegations of abusive sexual contact, and 18 (78.2 percent) involved inmate-on-inmate sexual harassment.

#### Nonconsensual Sexual Acts<sup>5</sup>

Table 1 demonstrates that inmate-on-inmate nonconsensual sexual act allegations decreased by 36 (19.5 percent) between 2016 and 2017. A total of five allegations (3.3 percent) of inmate-on-inmate nonconsensual sexual acts were substantiated in a PA DOC facility during 2017, while 106 (71.1 percent) of these allegations were unsubstantiated and 21 (14.1 percent) were unfounded. At the time of this report, 17 allegations of this category remained under investigation and the outcomes were not yet determined (Table 1).

*Table 1: Inmate-on-Inmate Nonconsensual Sexual Acts, PA DOC Facilities, 2016-2017*

Inmate-on-Inmate Nonconsensual Sexual Acts	2016	2017
<b>Total Allegations</b>	<b>185</b>	<b>149</b>
Substantiated	4	5
Unsubstantiated	123	106
Unfounded	39	21
Investigations Ongoing	19	17

Table 2 reveals that one allegation of inmate-on-inmate nonconsensual sexual acts was made within CCFs in 2017. No allegation was substantiated, one (100 percent) was unsubstantiated and none were determined to be unfounded. All investigations relative to this category type were complete (Table 2).

*Table 2: Inmate-on-Inmate Nonconsensual Sexual Acts, CCFs, 2016-2017*

Inmate-on-Inmate Nonconsensual Sexual Acts	2016	2017
<b>Total Allegations</b>	<b>2</b>	<b>1</b>
Substantiated	0	0
Unsubstantiated	2	1
Unfounded	0	0
Investigation Ongoing	0	0

---

<sup>5</sup>Sexual contact of any person without his or her consent, or of a person who is unable to consent or refuse; AND contact between the penis and the vulva, or the penis and the anus including penetration, however slight; OR contact between the mouth and the penis, vulva, or anus; OR penetration of the anal or genital opening of another person, however slight, by a hand, finger, object, or other instrument.

### Abusive Sexual Contact<sup>6</sup>

Table 3 shows that allegations of inmate-on-inmate abusive sexual contact remained fundamentally unchanged between 2016 and 2017. A total of 202 allegations of inmate-on-inmate abusive sexual contact were made in PA DOC facilities in 2017. Of those allegations, 18 (8.9 percent) were substantiated, 158 (78.2 percent) were unsubstantiated and 19 (9.4 percent) were determined to be unfounded. At the time of this report, seven investigations of this category type remain open and the outcomes are not yet determined (Table 3).

*Table 3: Inmate-on-Inmate Abusive Sexual Contact, PA DOC Facilities, 2016-2017*

Inmate-on-Inmate Abusive Sexual Contact	2016	2017
<b>Total Allegations</b>	<b>201</b>	<b>202</b>
Substantiated	19	18
Unsubstantiated	140	158
Unfounded	34	19
Investigation Ongoing	8	7

Table 4 demonstrates that allegations of inmate-on-inmate abusive sexual contact at CCFs decreased by eight allegations (66.7 percent) between 2016 and 2017. A total of four allegations of inmate-on-inmate abusive sexual contact were made within CCFs in 2017. One (25 percent) of these allegations was substantiated, three (75 percent) were unsubstantiated and none were unfounded. All investigations of this category type were complete (Table 4).

*Table 4: Inmate-on-Inmate Abusive Sexual Contact, CCFs, 2016-2017*

Inmate-on-Inmate Abusive Sexual Contact	2016	2017
<b>Total Allegations</b>	<b>12</b>	<b>4</b>
Substantiated	4	1
Unsubstantiated	7	3
Unfounded	1	0
Investigation Ongoing	0	0

### Sexual Harassment<sup>7</sup>

Table 5 illustrates that inmate-on-inmate sexual harassment allegations within PA DOC decreased by 29 incidents (7.7 percent) from 2016 to 2017, following a 173 allegation (85 percent) increase between 2015 and 2016. Of the 348 allegations of inmate-on-inmate sexual harassment within PA DOC facilities, 44 (12.6 percent) were substantiated, 276 (79.3 percent) were unsubstantiated and 24 (6.9 percent) were unfounded. At the time of this report, four allegations of this type remained under investigation and the outcomes are unknown.

<sup>6</sup> Sexual contact of any person without his or her consent, or of a person who is unable to consent or refuse; AND intentional touching, either directly or through the clothing, of the genitalia, anus, groin, breast, inner thigh, or buttocks of any person. Excluded are incidents in which the contact was incidental to a physical altercation.

<sup>7</sup> Repeated and unwanted sexual advances, requests for sexual favors, or verbal comments, gestures, or actions of a derogatory or offensive sexual nature by one inmate directed toward another.

Table 5: Inmate-on-Inmate Sexual Harassment, PA DOC Facilities, 2016-2017

Inmate-on-Inmate Sexual Harassment	2016	2017
<b>Total Allegations</b>	<b>377</b>	<b>348</b>
Substantiated	36	44
Unsubstantiated	286	276
Unfounded	51	24
Investigation Ongoing	4	4

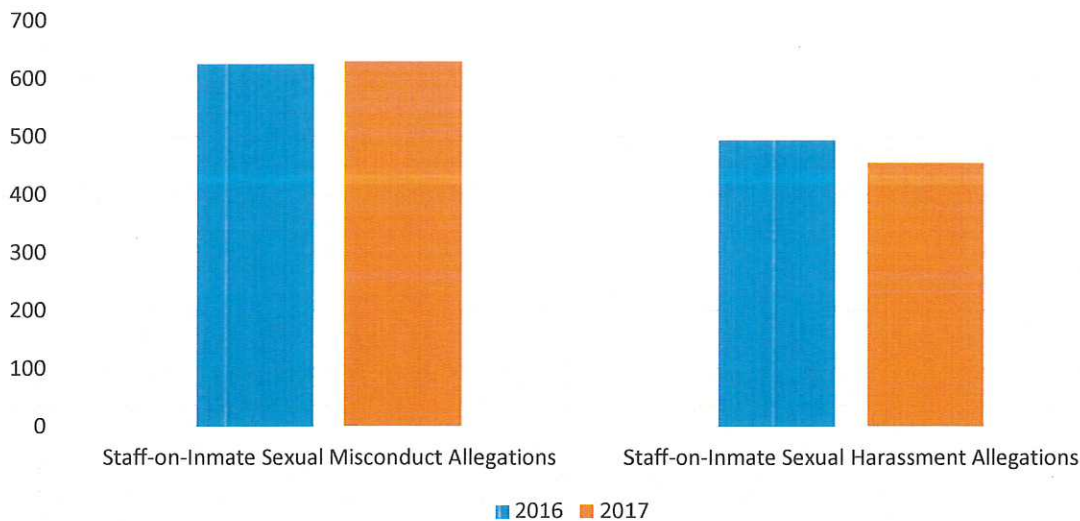
Table 6 indicates that allegations of inmate-on-inmate sexual harassment reports at CCFs increased by four allegations (28.6 percent) between 2016 and 2017. Of the 18 allegations of inmate-on-inmate sexual harassment reported in CCFs, eight (44.4 percent) were substantiated and nine (50 percent) were unsubstantiated. One allegation (5.6 percent) of this category was unfounded and all investigations are complete (Table 6).

Table 6: Inmate-on-Inmate Sexual Harassment, CCFs, 2016-2017

Inmate-on-Inmate Sexual Harassment	2016	2017
<b>Total Allegations</b>	<b>14</b>	<b>18</b>
Substantiated	2	8
Unsubstantiated	12	9
Unfounded	0	1
Investigation Ongoing	0	0

## Part 2: Staff Perpetrators

### Staff Sexual Misconduct and Sexual Harassment Allegations in PA DOC Facilities 2016-2017



The majority, approximately 60.8 percent, of sexual abuse and sexual harassment allegations made at PA DOC facilities involved staff. A total of 1085 allegations against staff were reported in 2017, representing

a decrease of 36 (3.2 percent) from 2016 totals. The total substantiated allegations against staff decreased from a total of 14 (1.2 percent) in 2016 to 13 (1.2 percent) in 2017.

The data indicates that PA DOC facilities with specialized custody level 5 management units and specialized custody level 5 mental health units experience a disproportionate number of the Department's overall allegations against staff. 529 of the total 1085 allegations against staff (48.8 percent) were concentrated within custody level 5 housing units for inmates with long-term behavioral adjustment issues. When further evaluated, 141 of these 529 custody level 5 allegations (26.7 percent) were concentrated among 15 inmates with extraordinary disciplinary histories. Given the serious attention to all allegations of sexual abuse and sexual harassment, it appears that PREA reporting mechanisms continued to be an avenue for some individuals, particularly within specialized units or programs with high levels of supervision, to call attention to grievances unrelated to PREA.

Developing an effective strategy to reduce allegations made against staff has proven difficult within these specialized environments. Of the 1085 total allegations of staff sexual misconduct and staff-on-inmate sexual harassment, 801 (73.8 percent) involved alleged verbal exchanges or gestures of a sexual nature. Existing surveillance technology cannot effectively assist in resolving such allegations expediently or efficiently, with the predominate majority of such allegations falling in the unsubstantiated category.

In CCFs, a total of 19 allegations of staff-on-inmate sexual abuse and sexual harassment were reported in 2017. This represents a decrease of eight allegations (29.6 percent) from the previous year. Additionally, the number of substantiated staff related incidents at CCFs decreased from four to one (5.3 percent) in 2017.

#### Staff Sexual Misconduct<sup>8</sup>

Table 7 illustrates an increase of four allegations of staff-on-inmate sexual misconduct, or 0.6 percent, from 2016 to 2017. Of the 630 allegations of staff-on-inmate sexual misconduct, five (0.8 percent) allegations were substantiated, 443 (70.3 percent) were unsubstantiated and 160 (25.4 percent) were unfounded. At the time of this report, 22 allegations of this category type remain under investigation and outcomes are not yet determined.

*Table 7: Staff-on-Inmate Sexual Misconduct, PA DOC facilities, 2016 -2017*

Staff-on-Inmate Sexual Misconduct	2016	2017
<b>Total Allegations</b>	<b>626</b>	<b>630</b>
Substantiated	7	5
Unsubstantiated	365	443
Unfounded	231	160
Investigation Ongoing	23	22

<sup>8</sup> Any behavior or act of sexual nature directed toward an inmate by an employee, volunteer, contractor, official visitor, or other agency representative (excludes family, friends, or other visitors). Sexual relationships of a romantic nature between staff and inmates are included in this definition. Consensual or nonconsensual sexual acts include: intentional touching, either directly or through the clothing, of the genitalia, anus, groin, breast, inner thigh, or buttocks that is unrelated to official duties or with the intent to abuse, arouse, or gratify sexual desire; OR completed, attempted, threatened, or requested sexual acts; OR occurrences of indecent exposure, invasion of privacy, or staff voyeurism for reasons unrelated to official duties or for sexual gratification.

Table 8 reveals a decrease of allegations of staff-on-inmate sexual misconduct (11.8 percent) between 2016 and 2017. A total of 15 allegations of staff-on-inmate sexual misconduct were made within CCFs in 2017, one (6.6 percent) were substantiated, seven (46.7 percent) were determined to be unsubstantiated and one (6.6 percent) was unfounded. At the time of this report six investigations remain open and the outcomes are unknown.

*Table 8: Staff-on-Inmate Sexual Misconduct, CCFs, 2016-2017*

Staff-on-Inmate Sexual Misconduct	2016	2017
<b>Total Allegations</b>	<b>17</b>	<b>15</b>
Substantiated	3	1
Unsubstantiated	8	7
Unfounded	5	1
Investigation Ongoing	1	6

### Staff Sexual Harassment<sup>9</sup>

As Table 9 illustrates, staff-on-inmate sexual harassment allegations within PA DOC facilities decreased by 40 (8.1 percent) between 2016 and 2017. In 2017, a total of 455 allegations of staff-on-inmate sexual harassment were made within PA DOC facilities. Of those allegations eight (1.8 percent) were substantiated, 387 (85.1 percent) were unsubstantiated and 56 (12.3 percent) were unfounded. At the time of this report, four investigations remain open and the outcome is unknown.

*Table 9: Staff-on-Inmate Sexual Harassment, PA DOC facilities, 2016-2017*

Staff-on-Inmate Sexual Harassment	2016	2017
<b>Total Allegations</b>	<b>495</b>	<b>455</b>
Substantiated	7	8
Unsubstantiated	394	387
Unfounded	89	56
Investigation Ongoing	5	4

Table 10 reveals that allegations of staff-on-inmate sexual harassment decreased by six (60 percent) between 2016 and 2017. Of the four allegations of staff-on-inmate sexual harassment reported in CCFs in 2017, none (0 percent) of the allegations were substantiated, three (75 percent) of the allegations were unsubstantiated, and none (10 percent) of the allegations were unfounded. At the time of this report, one investigation remains open and the outcome is unknown.

---

<sup>9</sup> Repeated verbal statements, comments or gestures of a sexual nature to an inmate by an employee, volunteer, contractor, official visitor, or other agency representative (excluding family, friends, or other visitors). Includes demeaning references to gender; or sexually suggestive or derogatory comments about body or clothing; OR repeated profane or obscene language or gestures.



*Table 10: Staff-on-Inmate Sexual Harassment, CCFs, 2016-2017*

Staff-on-Inmate Sexual Harassment	2016	2017
<b>Total Allegations</b>	<b>10</b>	<b>4</b>
Substantiated	1	0
Unsubstantiated	8	3
Unfounded	1	0
Investigation Ongoing	0	1

### Part 3: Contracted County Jails (CCJs)

The PA DOC contracts with county jails to house inmates who would have otherwise returned to an SCI under the Justice Reinvestment Initiative (JRI). As part of the PA DOC's reduction in the use of CCJs, it is noted that many of these contracts were either terminated or were unutilized during the 2017 calendar year. Information not reported by the CCJs are excluded from Tables 11 and 12.

A total of 45 allegations of inmate-on-inmate sexual abuse were made at reporting CCJs in 2017. Of those allegations, six (13.3 percent) were substantiated, 19 (42.2 percent) were unsubstantiated and 20 (44.4 percent) were unfounded. At the time of this report, all allegations of this category were complete.

A total of 38 allegations of staff-on-inmate sexual abuse were made within reporting CCJs in 2017. There were two allegations (5.2 percent) that were substantiated, nine (23.7 percent) were unsubstantiated, and 27 (71.1 percent) were unfounded. All investigations of this category were complete at the time of this report.

*Table 11: Sexual Abuse, CCJs<sup>10</sup>, 2016-2017*

Sexual Abuse	2016		2017	
	Inmate-on-Inmate	Staff-on-Inmate	Inmate-on-Inmate	Staff-on-Inmate
<b>Total Allegations</b>	<b>111</b>	<b>43</b>	<b>45</b>	<b>38</b>
Substantiated	8	6	6	2
Unsubstantiated	62	21	19	9
Unfounded	40	14	20	27
Investigation Ongoing	1	2	0	0

A total of 65 allegations of inmate-on-inmate sexual harassment allegations were made at reporting CCJs in 2017, 16 (24.6 percent) were determined to be substantiated, 29 (44.6 percent) were unsubstantiated, and 20 (30.8 percent) were unfounded.

A total of 76 allegations of staff-on-inmate sexual harassment were made at reporting CCJs in 2017, 3 (3.9 percent) of which were substantiated, 39 (51.3 percent) were unsubstantiated, 34 (44.7 percent) were unfounded.

<sup>10</sup> Tables 11 and 12 excludes McKean and Beaver counties since requested information was not received by the date of this report.

*Table 12: Sexual Harassment, CCJs, 2016-2017*

Sexual Harassment	2016		2017	
	Inmate-on-Inmate	Staff-on-Inmate	Inmate-on-Inmate	Staff-on-Inmate
<b>Total Allegations</b>	<b>139</b>	<b>106</b>	<b>65</b>	<b>76</b>
Substantiated	26	5	16	3
Unsubstantiated	72	36	29	39
Unfounded	41	65	20	34
Investigation Ongoing	0	0	0	0

### Actions to Enhance Effectiveness

Consistent with the PA DOC's mission to continually exceed prevention, detection and response practices for allegations of sexual abuse and sexual harassment, the agency and its facilities have taken the lessons learned through each of its audits and incident reviews to increase the effectiveness of its sexual abuse prevention, detection and response policies. Highlights of enhancements made in 2017 include:

- Recertification of compliance at 14 of its facilities.
- Revised audit schedule to ensure that 1/3 of each facility type is audited in each audit year for the remainder of the second PREA audit cycle.
- Revised and reissued BCC PREA policy, BCC-ADM 008. Revisions clarify responsibilities and reporting procedures, fortify efforts to improve data collection, and enhanced response procedures for reentrants disclosing sexual abuse through risk screening.
- Master trainers of Professional Boundaries: Safety, Awareness, and Expectations conducted T4T training and further expanded its efforts to have all staff from different classifications receive training.
- Sponsored staff to be trained as a certified PREA auditor which increased the complement to nine active employees who can serve as subject matter experts and conduct audits in the consortium audit process.
- Conducted group trainings for PREA Compliance Managers (PCMs) working in its SCIs in May and CCCs in August. PCMs of CCFs also attended the meeting in August. These meetings focused the attention of participants on uniform application of PA DOC procedures, exposed attendees to LGBTQI inmate and reentrant support system needs and featured subject matter experts from both the National PREA Resource Center and the community.
- Expanded and refreshed training materials and offerings to improve existing outcomes and target classification specific details for specialized employees (i.e. Basic Training, Specialized Investigator's Training, Gender Review Committee Training, Grievance Coordinator Training, Certified Peer Specialist Supervisor Training, and Major's Training.)


### Conclusion

This fifth annual PREA report memorializes the PA DOC's efforts to solidify a culture of sexual safety within its facilities and throughout the agency. This is evidenced in that all facilities audited in 2017 successfully passed their audits without a corrective action period.

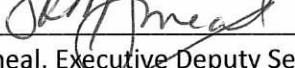
The Department acknowledges data trends evident within facilities with specialized custody level 5 programs and seeks to proactively address the allegation rates within such units to further support

prevention efforts. As of the date of this report, the PA DOC is piloting a targeted de-escalation training program for staff working in custody level 5 housing to develop communication skills with crisis prone populations.

The data collected in support of this annual report demonstrates that a reporting atmosphere continues to exist within the PA DOC's facilities and that substantiated perpetrators continue to be identified. As the PA DOC moves toward the later portion of the second PREA audit cycle, it remains dedicated to identifying best practices, holding perpetrators accountable and expanding upon the lessons learned through its incidents and audits to demonstrate itself as a national leader in upholding a zero-tolerance standard.

Prepared by:   
David G. Radzewicz, PREA Coordinator

Reviewed by:   
Carole A. Mattis, Director, Standards, Audits and Accreditation

Approved by:   
Shirley Moore Smeal, Executive Deputy Secretary

Approved by:   
John E. Wetzel, Secretary

Allegations of Inmate-on-Inmate Nonconsensual Sexual Acts,  
Abusive Sexual Contact, or Sexual Harassment at PA DOC Facilities

Facility	Total Allegations	Substantiated	Unsubstantiated	Unfounded	Ongoing
SCI Albion	24	1	21	2	0
SCI Benner Township	21	3	17	1	0
SCI Cambridge Springs	34	3	26	2	3
SCI Camp Hill	51	3	46	1	1
SCI Chester	5	1	3	0	1
SCI Coal Township	20	4	8	7	1
SCI Cresson	4	0	3	0	1
SCI Dallas	7	0	5	1	1
SCI Fayette	27	1	22	3	1
SCI Forest	26	3	21	2	0
SCI Frackville	20	2	17	1	0
SCI Graterford	27	1	24	1	1
SCI Greene	46	6	38	2	0
SCI Houtzdale	80	8	62	8	2
SCI Huntingdon	23	1	18	4	0
SCI Laurel Highlands	0	0	0	0	0
SCI Mahanoy	19	4	15	0	0
SCI Mercer	5	1	4	0	0
SCI Muncy	118	8	99	8	3
SCI Pine Grove	1	0	1	0	0
SCI Pittsburgh	5	0	5	0	0
Quehanna Boot Camp	0	0	0	0	0
SCI Retreat	31	5	15	2	9
SCI Rockview	34	2	27	5	0
SCI Smithfield	15	0	15	0	0
SCI Somerset	27	3	15	5	4
SCI Waymart	28	7	12	9	0
BCC	1	0	1	0	0
Totals	699	67	540	64	28

Allegations of Staff-on-Inmate Sexual Misconduct or Sexual Harassment at PA DOC Facilities					
Facility	Total Allegations	Substantiated	Unsubstantiated	Unfounded	Ongoing
SCI Albion	43	1	32	8	2
SCI Benner Township	40	1	33	6	0
SCI Cambridge Springs	9	1	5	3	0
SCI Camp Hill	55	1	45	8	1
SCI Chester	8	2	5	1	0
SCI Coal Township	27	1	6	19	1
SCI Cresson	0	0	0	0	0
SCI Dallas	15	0	8	7	0
SCI Fayette	95	2	87	4	2
SCI Forest	104	0	73	31	0
SCI Frackville	52	0	42	7	3
SCI Graterford	49	0	41	8	0
SCI Greene	136	0	104	32	0
SCI Houtzdale	150	0	111	28	11
SCI Huntingdon	14	0	9	5	0
SCI Laurel Highlands	3	0	2	0	1
SCI Mahanoy	33	0	31	2	0
SCI Mercer	7	0	4	3	0
SCI Muncy	24	1	15	7	1
SCI Pine Grove	9	1	6	2	0
SCI Pittsburgh	5	0	4	1	0
Quehanna Boot Camp	0	0	0	0	0
SCI Retreat	34	0	27	6	1
SCI Rockview	43	0	32	11	0
SCI Smithfield	62	0	59	3	0
SCI Somerset	39	0	26	11	2
SCI Waymart	25	2	20	2	1
BCC	4	0	3	1	0
Totals	1085	13	830	216	26