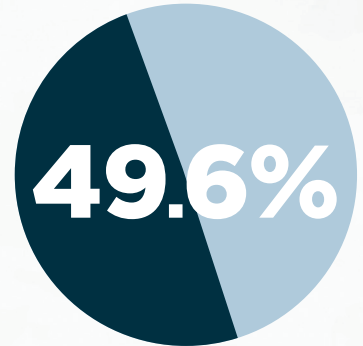


# THE GOAL:

Increase Public Safety. Reduce Taxpayer Costs.



of DOC admissions are REPEAT OFFENDERS.

A 10% DROP in Reincarceration rates = **\$44.7 MILLION SAVINGS/Year**  
(475,035 bed days)

A 10% REDUCTION in repeat offender prison admissions = **\$16.5 MILLION SAVINGS/year**  
(257,573 bed days)

## COMMUNITY CORRECTIONS FACILITY (Halfway House)

Inmates released to a CCC recidivated 7% HIGHER than inmates released to the street. (2008 data)



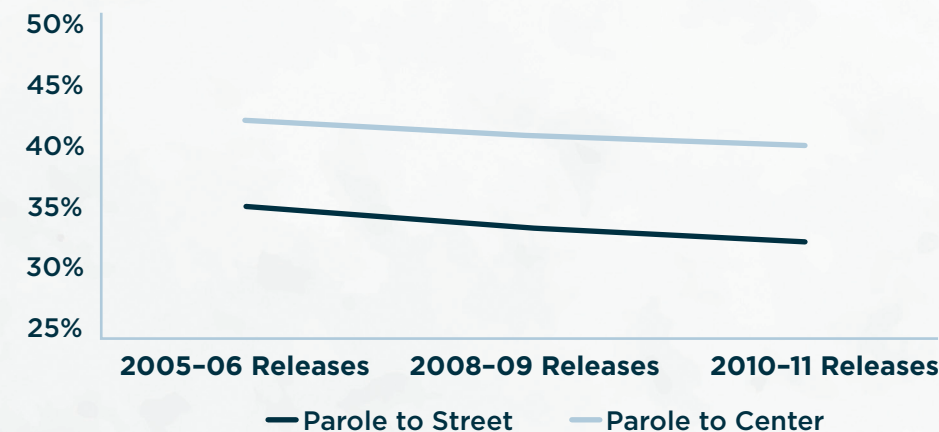
PENNSYLVANIA DEPARTMENT of CORRECTIONS PRESENTS A 2013 REPORT.

# RECIDIVISM IN PENNSYLVANIA

Meeting the Challenge of the New Normal

## OVERALL RECIDIVISM RATES BY PAROLE RELEASE TYPE

RELEASE YEAR	6-MONTH OVERALL RECIDIVISM		1-YEAR OVERALL RECIDIVISM		3-YEAR OVERALL RECIDIVISM	
	Parole to Street	Parole to Center	Parole to Street	Parole to Center	Parole to Street	Parole to Center
2005-06 Releases	18.6%	22.8%	35.5%	42.6%	61.5%	68.6%
2008-09 Releases	17.4%	22.1%	33.8%	41.6%	59.7%	66.7%
2010-11 Releases	18.1%	24.0%	32.7%	40.5%	N/A	N/A



DOWNLOAD THE FULL REPORT HERE



re-cid-i-vism (pron) - the return to crime or to prison of former inmates, typically measured by rearrest, reconviction, or reincarceration



# THE BIG PICTURE:


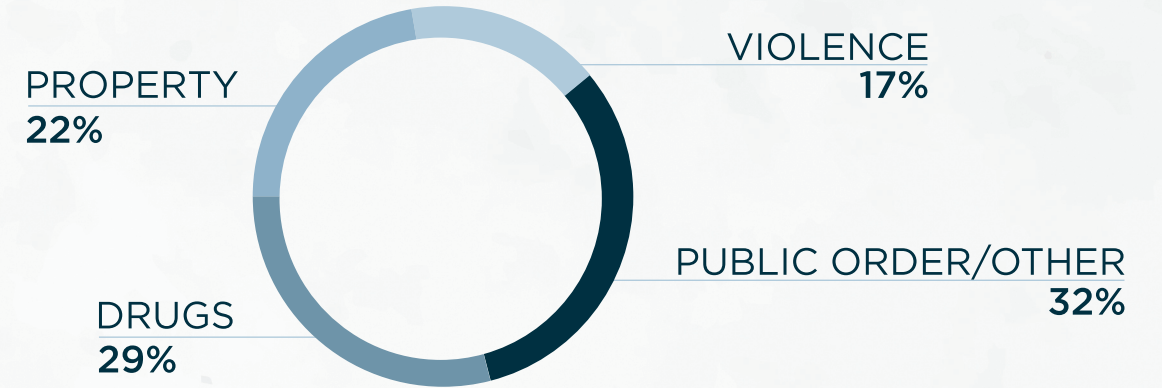
**ONE** in **TWO HUNDRED** adult Pennsylvanians is currently incarcerated in a Pennsylvania State Correctional Institution.



In the past 10 YEARS, **RECIDIVISM** rates have remained largely *unchanged*.



# REASONS FOR REARREST:



# PROFILE OF RETURNING INMATES:



# RETURNING TO PRISON (2008 Data):

