



pennsylvania
DEPARTMENT OF HUMAN SERVICES

ANNUAL CHILD PROTECTIVE 2016 SERVICES REPORT



2016 ANNUAL CHILD PROTECTIVE SERVICES REPORT

TABLE OF CONTENTS

3	INTRODUCTION
3	LEGISLATIVE UPDATE
4	STATEWIDE CHILD ABUSE
8	CHILD ABUSE REPORTS BY INVESTIGATING AGENCY
9	SUBSTANTIATED CHILD ABUSE REPORTS
11	CHILD ABUSE FATALITY AND NEAR FATALITY REVIEW AND ANALYSIS
15	REGIONAL OFFICE INVESTIGATIONS
19	CHILD ABUSE IN CHILDCARE SETTINGS
20	HEARINGS AND APPEALS
21	CLEARANCES FOR EMPLOYEES AND VOLUNTEERS
23	FEDERAL BUREAU OF INVESTIGATION RECORDS REQUESTS
24	STATEWIDE GENERAL PROTECTIVE SERVICES
27	GENERAL PROTECTIVE SERVICES BY COUNTY
28	CHILDLINE
29	FUNDING AND EXPENDITURES FOR CHILD WELFARE SERVICES
30	SAFE HAVEN OF PENNSYLVANIA
31	FEDERAL CHILD ABUSE PREVENTION AND TREATMENT ACT
32	COUNTIES BY THE NUMBERS

33	ADAMS	67	LACKAWANNA
34	ALLEGHENY	68	LANCASTER
35	ARMSTRONG	69	LAWRENCE
36	BEAVER	70	LEBANON
37	BEDFORD	71	LEHIGH
38	BERKS	72	LUZERNE
39	BLAIR	73	LYCOMING
40	BRADFORD	74	MCKEAN
41	BUCKS	75	MERCER
42	BUTLER	76	MIFFLIN
43	CAMBRIA	77	MONROE
44	CAMERON	78	MONTGOMERY
45	CARBON	79	MONTOUR
46	CENTRE	80	NORTHAMPTON
47	CHESTER	81	NORTHUMBERLAND
48	CLARION	82	PERRY
49	CLEARFIELD	83	PHILADELPHIA
50	CLINTON	84	PIKE
51	COLUMBIA	85	POTTER
52	CRAWFORD	86	SCHUYLKILL
53	CUMBERLAND	87	SNYDER
54	DAUPHIN	88	SOMERSET
55	DELAWARE	89	SULLIVAN
56	ELK	90	SUSQUEHANNA
57	ERIE	91	TIOGA
58	FAYETTE	92	UNION
59	FOREST	93	VENANGO
60	FRANKLIN	94	WARREN
61	FULTON	95	WASHINGTON
62	GREENE	96	WAYNE
63	HUNTINGDON	97	WESTMORELAND
64	INDIANA	98	WYOMING
65	JEFFERSON	99	YORK
66	JUNIATA		

INTRODUCTION

PENNSYLVANIA'S CHILD PROTECTIVE SERVICES LAW (CPSL) requires the Department of Human Services (the department) to prepare and transmit to the governor and General Assembly an annual report on the operations of ChildLine and protective services provided by the county children and youth agencies (CCYA).

This year, the department is pleased to present the 2016 Annual Child Protective Services Report in a new format. This report focuses on presenting the statewide data view of child abuse in Pennsylvania, while also providing county- and region-specific information.

It is important to note that the data contained in this report is based on child abuse reports or general protective services reports received between January 1, 2016 and December 31, 2016. Data in previous annual reports were based on the year the status determination was received at ChildLine.

The Keep Kids Safe website (www.KeepKidsSafe.pa.gov) serves as the hub for information and resources impacting child protection for both professionals and the general public. This website includes: information related to mandatory reporting; training and reporting on child abuse recognition; information related to clearances; the Safe Haven Program; fatality and near fatality summaries; prior years' annual child abuse reports; and links to information previously included within this report such as the Directory of Services, the Citizen's Review Panel Recommendations, and the department's response to those recommendations.

ONLINE CONTENT

<http://KeepKidsSafe.pa.gov/resources/childabuserereports/>

The data in this report will be available for download at the above link; the online data will include additional detail.

DATA EXTRACTION

All child abuse and general protective services data presented in this report was extracted on 3/23/2017 unless otherwise noted.

LEGISLATIVE UPDATE

ACT 115 OF 2016

ON OCTOBER 28, 2016, Pennsylvania enacted Act 115 of 2016. Effective immediately, Act 115 made amendments to the Adoption Act, the CPSL and the Juvenile Act to ensure Pennsylvania's compliance with specific federal requirements under the Child Abuse Prevention and Treatment Act (CAPTA).

Act 115 details additional aggravated circumstances for involuntary termination of parental rights, which when present, do not require reunification efforts to be made when a child is removed from their home. These additional circumstances include when a parent has been found by a court of competent jurisdiction to have committed sexual abuse against the child or another child of the parent, or the parent is required to register with a sexual offender registry.

Additionally, Act 115 amends the CPSL by adding language to the definitions of perpetrator and child abuse, ensuring that children who are trafficked by a perpetrator for sex or labor can be identified as victims of child abuse and neglect within the child protective services system, and provided services.

The sharing of confidential information with law enforcement has been enhanced under the CPSL as long as they are investigating severe forms of trafficking in persons or sex trafficking.

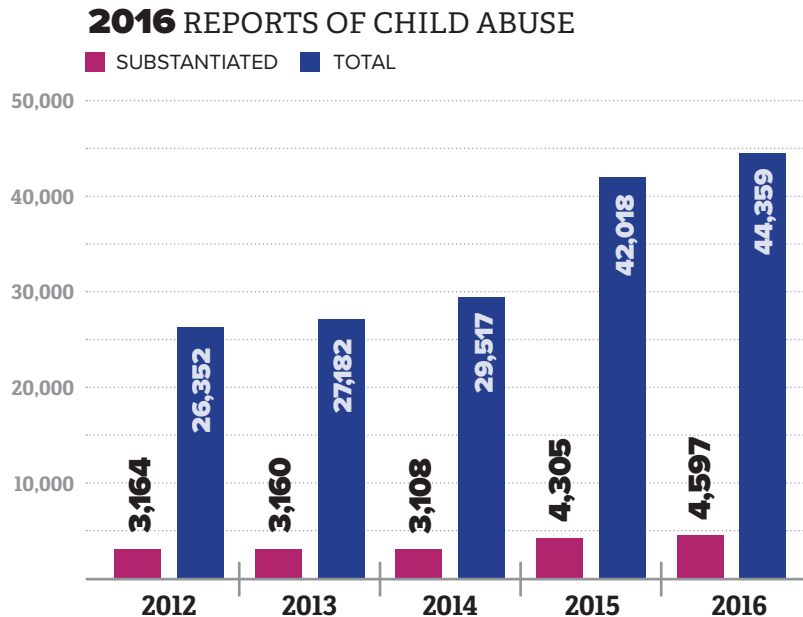
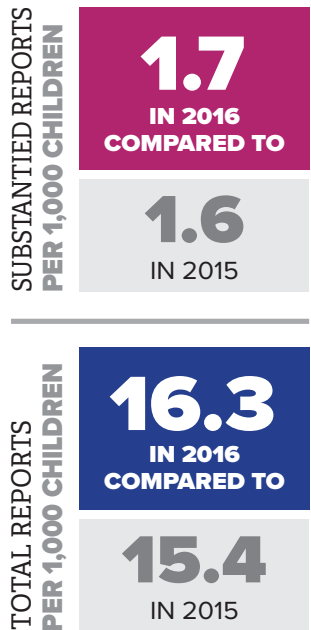
STATEWIDE CHILD ABUSE

STATE POPULATION • 12,779,559 // POPULATION UNDER 18 • 2,722,234

NOTE: U.S. Census Bureau, 2011-2015 American Community Survey 5-Year Estimates: DP05, March 2017.

EXECUTIVE SUMMARY

- Statewide substantiated reports of child abuse remained relatively constant from 1.6 per thousand children in 2015 and 1.7 per thousand children in 2016.
- Sexual abuse remains the leading category of abuse, followed by physical abuse.
- Parents continue to be the persons most responsible for abuse of their children.
- Amendments to the Child Protective Services Law, effective in December 2014, continue to drive increases in reports of child abuse. These amendments increased the number of mandated reporters of child abuse and added additional persons who could be identified as perpetrators of child abuse.



CHILD PROTECTIVE SERVICES reports are those that allege a child might have been a victim of child abuse. Reports alleging that a child under 18 years of age may have been abused are accepted for investigation when reported prior to the victim's twentieth birthday.

These reports are made by mandated and permissive reporters. Mandated reporters are adults who work or volunteer with children and youth and are required to report suspected child abuse if they have reasonable cause abuse has occurred under any of the following circumstances:

- The mandated reporter comes into contact with the child in the course of employment, occupation and practice of a profession, or through a regularly scheduled program, activity or service;
- The mandated reporter is directly responsible for the care, supervision, guidance or training of the child, or is affiliated with an agency, institution, organization, school, regularly established church or religious organization, or other entity that is directly responsible for the care, supervision, guidance, or training of the child;

CONTINUES ON PAGE 5

2016 FATALITIES

46 ▶ 29 17

2016 NEAR FATALITIES

79 ▶ 41 38

SUBSTANTIATED REPORTS BY GENDER OF VICTIM

FEMALE
2,814 (61.2%)

MALE
1,783 (38.8%)

STATEWIDE CHILD PROTECTIVE SERVICES

CONTINUED FROM PAGE 4

- A person makes a specific disclosure to the mandated reporter that an identifiable child is the victim of child abuse; or
- An individual 14 years of age or older makes a specific disclosure to the mandated reporter that the individual has committed child abuse.

For a complete list of mandated reporters and how to make a report, please visit www.KeepKidsSafe.pa.gov.

Persons who are not mandated to report are considered permissive reporters. Permissive reporters may make a referral of suspected child abuse by calling ChildLine. Anyone who has reasonable cause to suspect child abuse is encouraged to make a report.

INVESTIGATIONS

Upon receipt of a report of suspected child abuse, the CCYA immediately begins an investigation and assures safety of the child and any other children living in the home. The CCYA is required to see the child within the following time frames:

- Immediately, if:
 - › Emergency protective custody is required, has been or will be taken; or

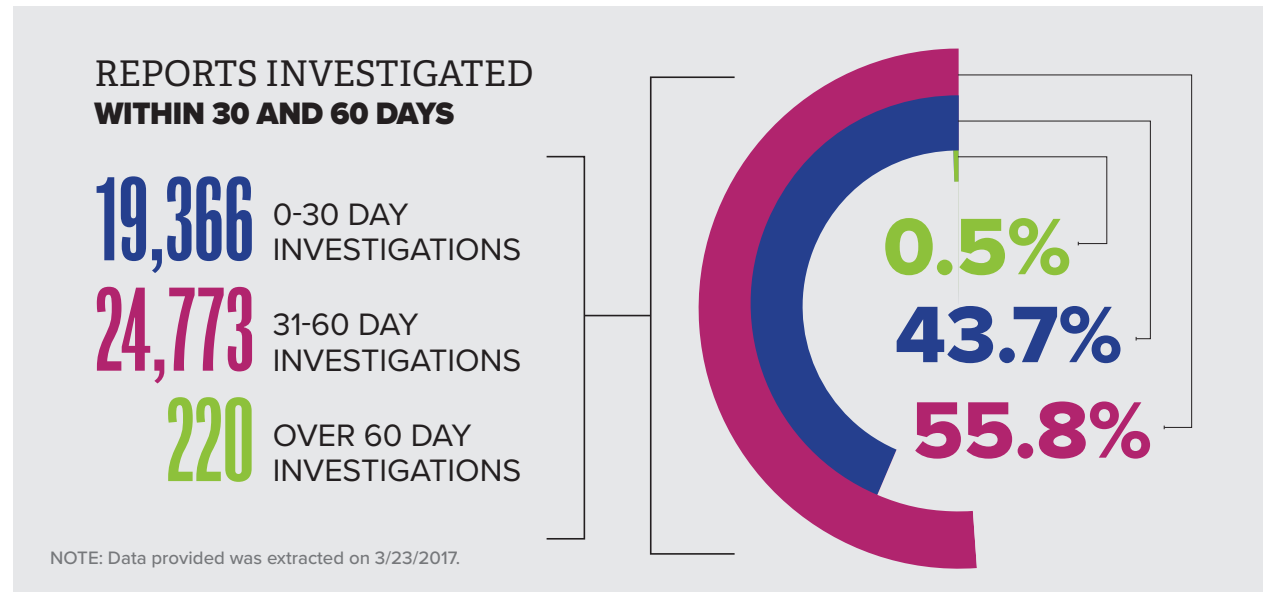
- › It cannot be determined from the report whether emergency protective custody is needed.
- Within 24 hours, if the CCYA has assured the immediate safety of the child, i.e. the child will have no contact with the alleged perpetrator.

The CCYA investigates reports of suspected child abuse when the alleged perpetrator meets the definition under the CPSL. Suspected child abuse can be caused by the alleged perpetrator by acts either he or she committed (commission) or by failing to

prevent abuse (omission). The CPSL defines perpetrators of commission as:

- A parent of the child;
- A spouse or former spouse of the child's parent;
- A paramour or former paramour of the child's parent;
- A person 14 years of age or older and responsible for the child's welfare or having direct contact with children as an employee of child-care services, a school or through a program, activity or service;
- An individual 14 years of age or older who resides in the same home as the child;
- An individual 18 years of age or older who does not reside in the same home as the child, but is related within the third

CONTINUES ON PAGE 6



STATEWIDE CHILD PROTECTIVE SERVICES

CONTINUED FROM PAGE 5

degree of consanguinity or affinity by birth or adoption to the child; or

- An individual 18 years of age or older who engages a child in severe forms of trafficking in persons or sex trafficking, as those terms are defined under Section 103 of the Trafficking Victims Protection Act of 2000 (114 Stat. 1466, 22 U.S.C. § 7102).

The following individuals may be considered a perpetrator for failing to act:

- A parent of the child;
- A spouse or former spouse of the child's parent;
- A paramour or former paramour of the child's parent;
- A person 18 years of age or older and responsible for the child's welfare; or
- A person 18 years of age or older who resides in the same home as the child.

Relationships of perpetrators described in this report further define how the perpetrator was connected to the child. Reports may have more than one allegation of abuse by a perpetrator against a child victim. Because some children are victims of more than one type of abuse, the chart [pg. 10] illustrating

the types of allegations will be a greater number than the number of children who were victims of child abuse.

If the alleged perpetrator does not fit the CPSL definition, the report is referred to law enforcement officials for investigation. Reports are also referred to law enforcement officials for a joint multi-disciplinary team investigation with the CCYA and a health care professional when there are child abuse allegations that also include certain criminal offenses, such as aggravated assault, kidnapping, sexual abuse, sex trafficking, or serious bodily injury by any perpetrator.

A child abuse investigation must determine within 30 days whether the report is:

- **FOUNDED** – there is court action including:
 - › A judicial adjudication that the child was abused;
 - › Acceptance into an accelerated rehabilitative disposition program;
 - › Consent decree entered in a juvenile proceeding; or
 - › Granting of a final protection from abuse order.
- **INDICATED** – CCYA or regional staff find substantial evidence that abuse has

occurred based on medical evidence, the child protective service investigation, or an admission by the perpetrator;

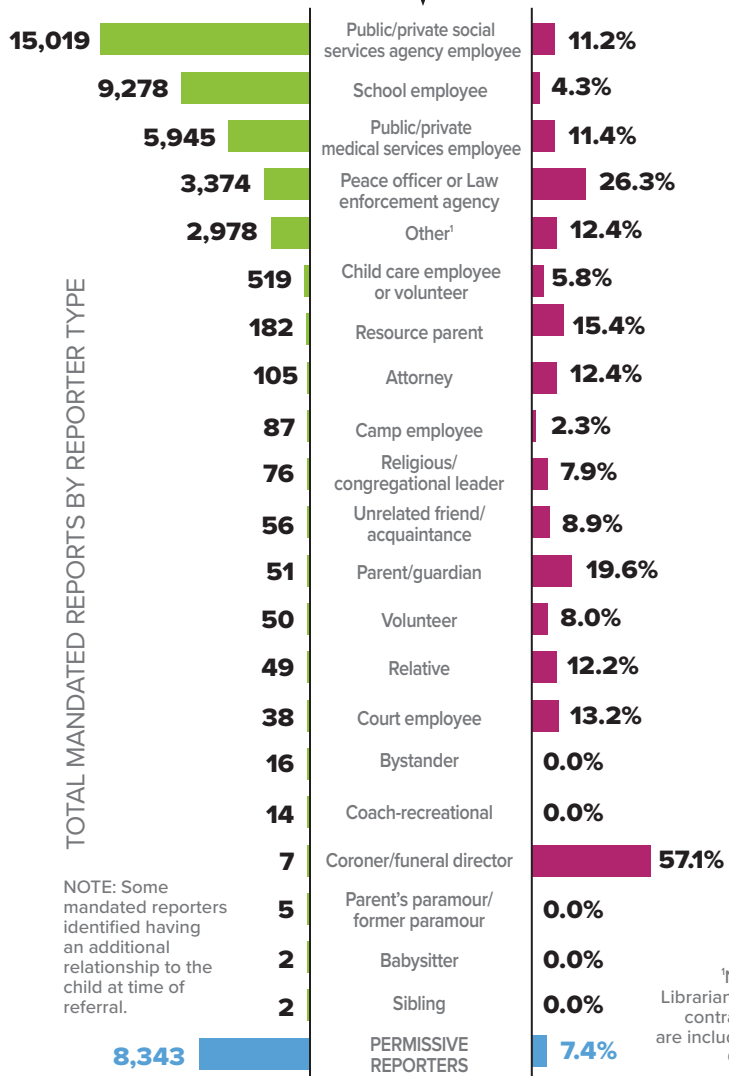
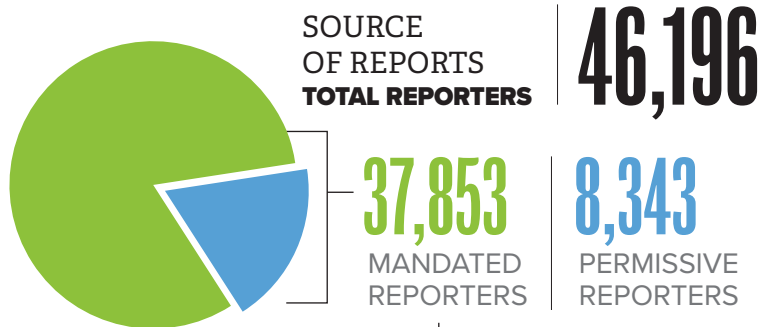
- **UNFOUNDED** – there is a lack of evidence that the child was abused; or
- **PENDING** – status assigned to a report when the CCYA cannot complete the investigation within 60 calendar days because criminal or juvenile court action has been initiated.

The status of indicated reports is approved by the CCYA administrator and reviewed by the CCYA solicitor.

A CCYA might take up to 60 days to complete an investigation if there is a valid reason to not complete the investigation within 30 days, such as waiting on results from medical reports or other evaluations. The CCYA must document this reason in the case file.

Substantiated reports are kept on file at both ChildLine and the county agencies until the victim's 23rd birthday. ChildLine keeps the perpetrator's information on file indefinitely if the name and date of birth or social security number of the perpetrator is known. Unfounded reports are kept on file for one year from the date of the report. They must be expunged within 120 days following the one-year period. If the unfounded case is accepted for services, the report is maintained as part of the case record and is then kept on file for one year

CONTINUES ON PAGE 7



NOTE: Some mandated reporters identified having an additional relationship to the child at time of referral.

¹NOTE: Librarians and contractors are included in Other.

CONTINUED FROM PAGE 6

following closure of the case. The report is expunged within 120 days following the one-year period.

In this annual report, “founded” and “indicated” reports of child abuse will be referred to as “substantiated” reports.

REPEAT ABUSE

ChildLine uses the statewide database to identify if a child victim on a new report has been previously identified as a victim in a substantiated report of abuse. Upon receipt of a report at ChildLine, a caseworker searches the statewide database to identify if any subject of the report — including the child’s parent, perpetrator, or the child themselves — was involved in a previous substantiated report or one that is under investigation. In addition, during the course of a current investigation, it is possible that other previously unreported incidents of child abuse are disclosed. For example, an investigation can reveal another incident of abuse that was never before disclosed by the child or the family for a number of reasons. These previously unreported incidents are registered with ChildLine and handled as separate reports. Both types of reports are reflected in the graphic depicting reports of repeat abuse [pg. 10].

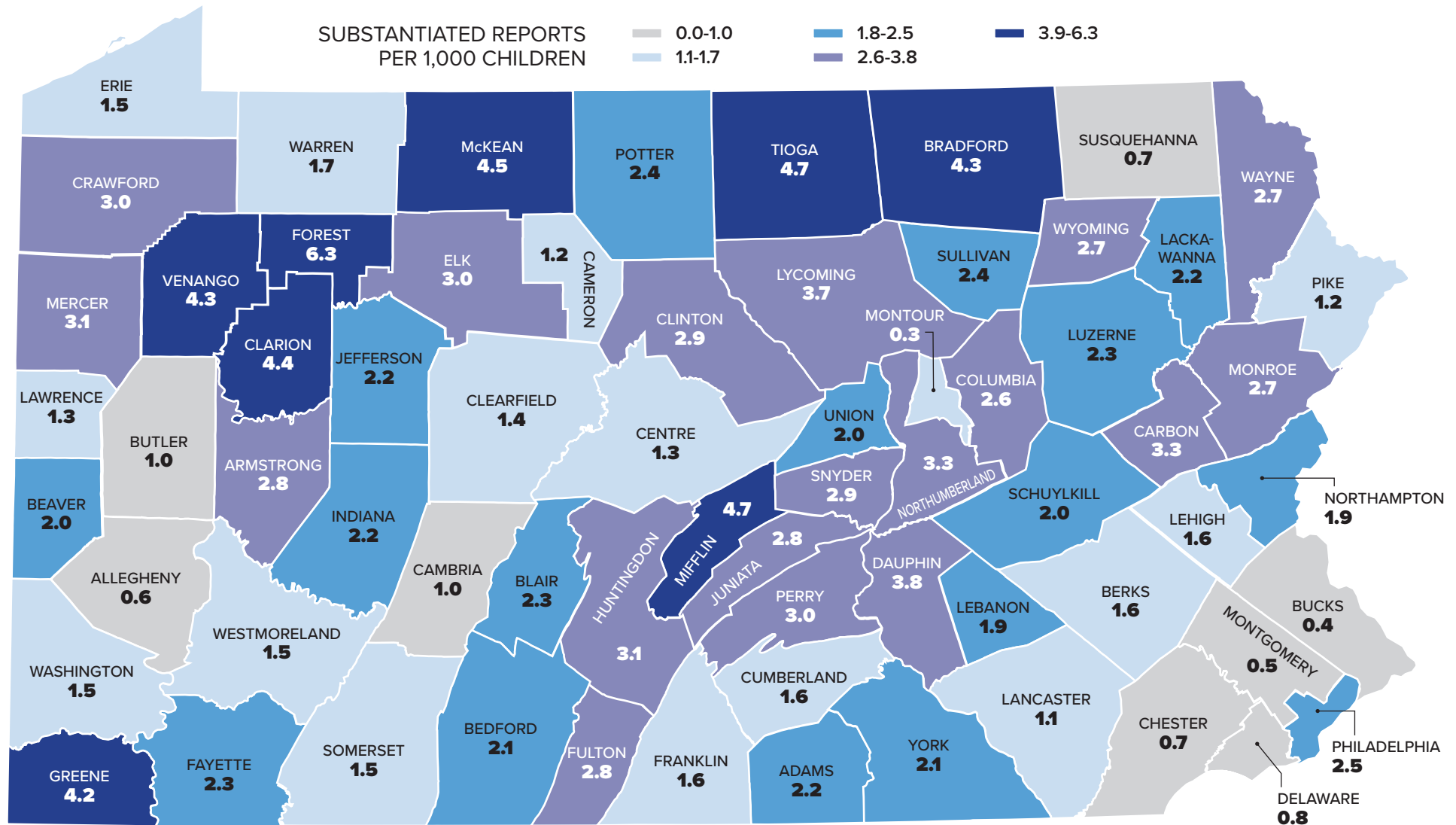
OCYF REGIONAL OFFICES

The department’s Office of Children,

Youth and Families (OCYF) has regional offices in Philadelphia, Scranton, Hollidaysburg, and Pittsburgh. Regional office responsibilities include:

- Monitoring, licensing, and providing technical assistance to CCYA and private children and youth agencies and facilities;
- Investigating child abuse when the alleged perpetrator is a CCYA employee or one of its agents;
- Monitoring CCYAs’ implementation and ongoing compliance with the CPSL;
- Ensuring regulatory compliance of agencies and facilities by investigating complaints and conducting annual inspections;
- Assisting CCYAs in the interpretation and implementation of new laws and regulations; and
- Reviewing and recommending approval of county needs-based plans and budget estimates.

When the suspected abuse has been committed by the CCYA or any of its agents or employees, the CPSL requires the department to investigate reports of suspected child abuse due to conflict of interest. An agent of the county agency is anyone who provides a children and youth social service for, or on behalf of, the CCYA. Agents might include resource parents, residential facility staff, and staff and volunteers at child care centers.

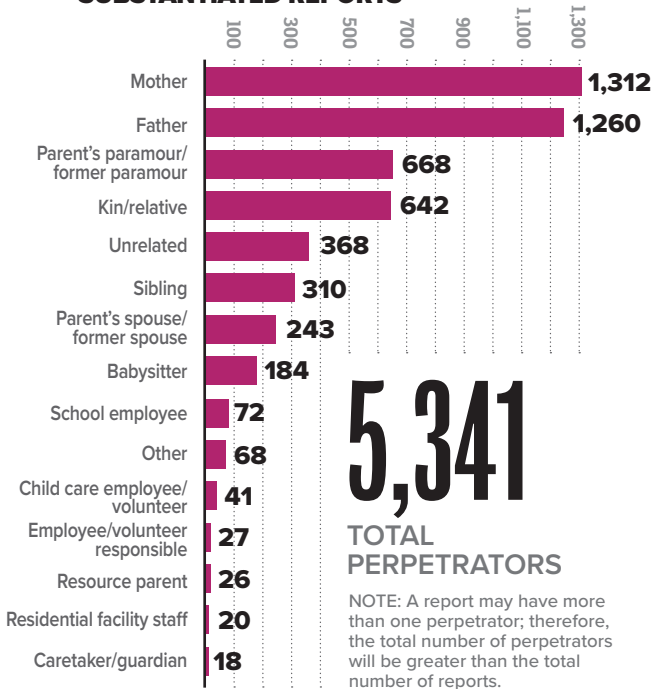


SUBSTANTIATED CHILD ABUSE REPORTS

This map uses the number of children with substantiated reports of child abuse for every 1,000 children in each county. This approach takes into account different population sizes and allows for counties to be examined in comparable terms. Almost 75% of the state population under 18 years old lives in urban counties, and conversely, just under one quarter live in rural counties. The average rate of substantiated reports was significantly higher for rural counties (2.6) than for urban counties (1.6). The average substantiated rate in both types of counties rose slightly from 2015: from 1.5 to 1.6 in urban counties; and from 2.4 to 2.6 in rural counties.

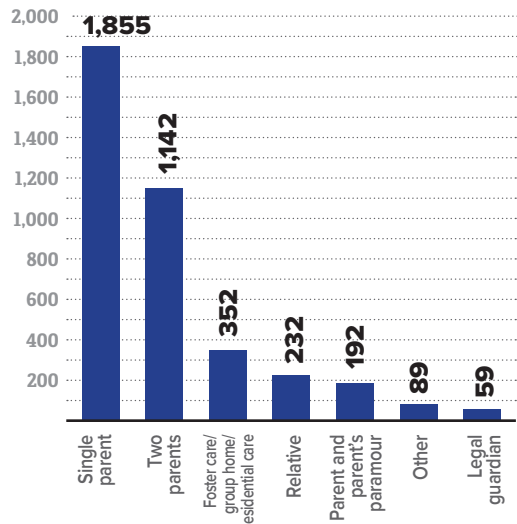
RELATIONSHIP OF PERPETRATOR

SUBSTANTIATED REPORTS



LIVING ARRANGEMENT OF VICTIMS AT TIME OF ABUSE

SUBSTANTIATED REPORTS

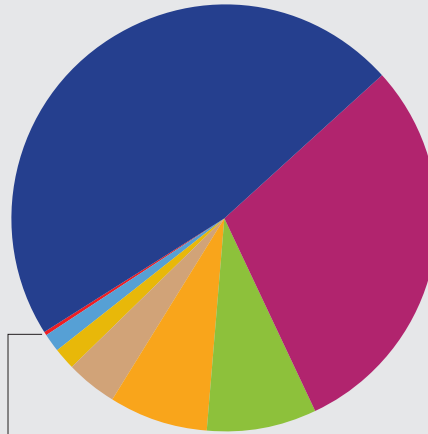


NOTE: Living arrangement was not reported on 676 reports.

6,486

TYPE OF ALLEGATIONS

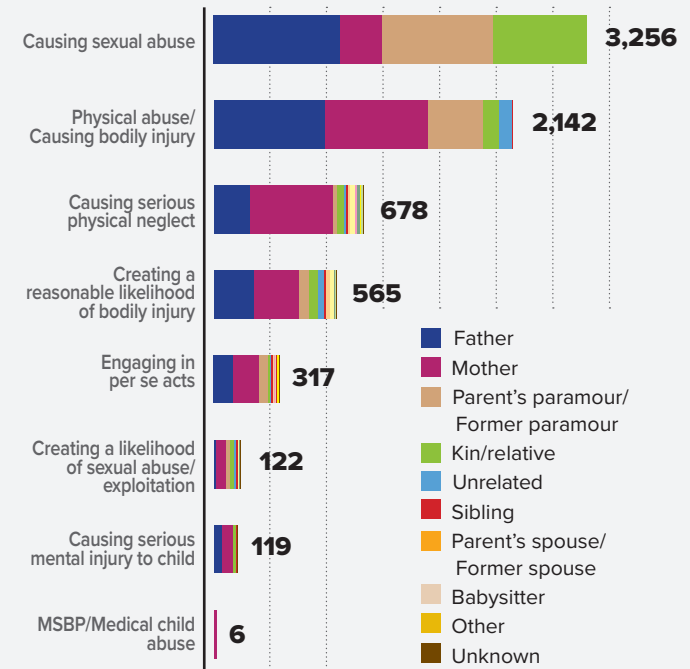
SUBSTANTIATED REPORTS



- **3,078** (47.5%) Sexual abuse
- **1,920** (29.6%) Physical abuse/bodily injury
- **539** (8.3%) Serious physical neglect
- **487** (7.5%) Reasonable likelihood of bodily injury
- **259** (4%) Engaging in a per se act
- **99** (1.5%) Serious mental injury
- **98** (1.5%) Likelihood of sexual abuse/exploitation
- **6** (0.1%) Munchausen Syndrome By Proxy/medical abuse

DEFINITION: Per se act — The definition of child abuse also includes certain acts in which the act itself constitutes abuse without any resulting injury or condition.

BY RELATIONSHIP OF PERPETRATOR



NOTE: A report may have more than one perpetrator with more than one allegation; therefore, the total number of perpetrators and allegations will be greater than the total number of reports.

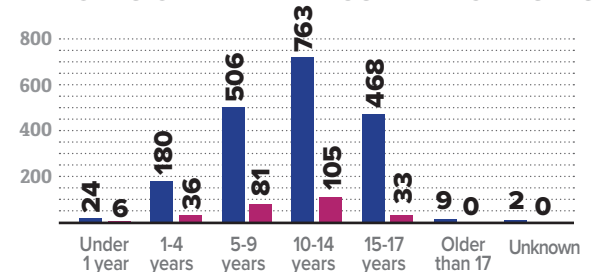
REPORTS OF REPEAT ABUSE

SUSPECTED VS. SUBSTANTIATED



BREAKDOWN

REPORTS OF REPEAT ABUSE BY VICTIMS' AGE



CHILD ABUSE FATALITY AND NEAR FATALITY REVIEW AND ANALYSIS

THE FATALITY OR NEAR FATALITY OF A CHILD under suspicious circumstances impacts the wider community, with everyone left wondering what could have been done differently to prevent the incident from occurring. The department is required to review circumstances surrounding cases where suspected child abuse might have occurred, which helps the community better understand what led to the fatality or near fatality, and to help initiate a discussion on how Pennsylvanians can help prevent future occurrences.

Act 33 became effective December 30, 2008, and required that child fatalities and near fatalities where abuse was suspected be reviewed at the state and county levels. The review of child fatalities was not new to the field of child welfare, but rather codified and built upon the existing review process for fatalities to include the review of near fatalities. Act 44 of 2014 further addressed public disclosure provisions by permitting the investigating CCYA to release information to the public prior to the completion of its fatality or near fatality review team report. Act 33 of 2008 and Act 44 of 2014 increase child-serving systems' transparency and accountability related to child fatalities and near fatalities by granting public access to information related to each child fatality or near fatality when abuse is suspected.

Upon receipt of a report of suspected child abuse

involving a fatality or near fatality, two types of reviews are immediately initiated:

- The first level of review occurs at the local level in accordance with an established protocol and involves the county agency convening a team broadly representative of the community, consisting of at least six individuals who have expertise in the prevention and treatment of child abuse. County Child Abuse Fatality and Near Fatality Review Teams are required to review cases when it has been determined that abuse occurred, or when a final status determination has not been made within 30 calendar days from the date of the report to ChildLine.
- The department is responsible for conducting the second level of review for all child fatalities and near fatalities when abuse is suspected, regardless of the status determination. This means that both substantiated and unfounded cases will be reviewed.

The department has convened a Statewide Child Fatality and Near Fatality Trend Analysis Team consisting of cross-system partners and external stakeholders. The team's purpose is to analyze data and information gathered to determine the contributing factors and symptoms of abuse and to form recommendations for policy and practice changes at the state and local levels. The team will use the analyses to promote and support the implementation of effective prevention efforts in Pennsylvania that may prevent similar future occurrences. These reviews seek to identify areas that require systemic change in order to improve the delivery of services to children and families, and develop data-driven and research-informed recommendations, which will ultimately enhance the commonwealth's ability to protect children. Findings and recommendations will be posted to www.KeepKidsSafe.pa.gov.

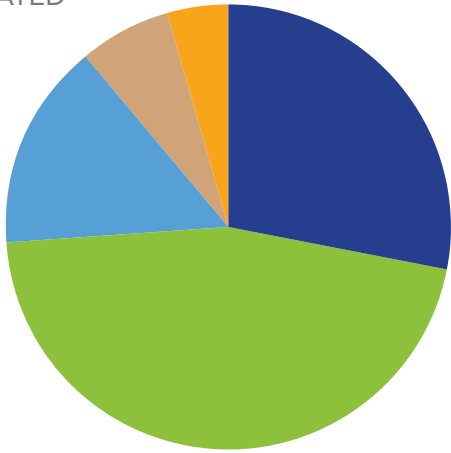
CHILD ABUSE FATALITY AND NEAR FATALITY REVIEW AND ANALYSIS

SUBSTANTIATED FATALITIES

46

17

29



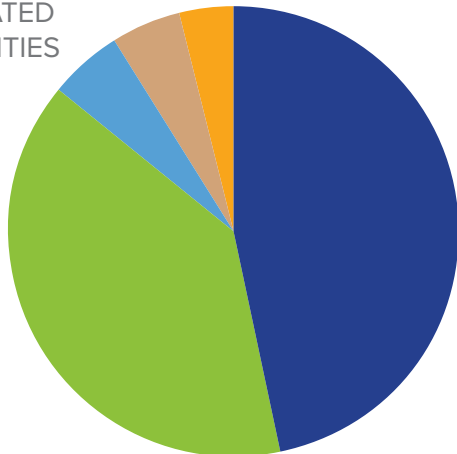
- **13** (28%)
Under Age 1
- **21** (46%)
Ages 1-4
- **7** (15%)
Ages 5-9
- **3** (7%)
Ages 10-14
- **2** (4%)
Ages 15-17

SUBSTANTIATED NEAR FATALITIES

79

38

41

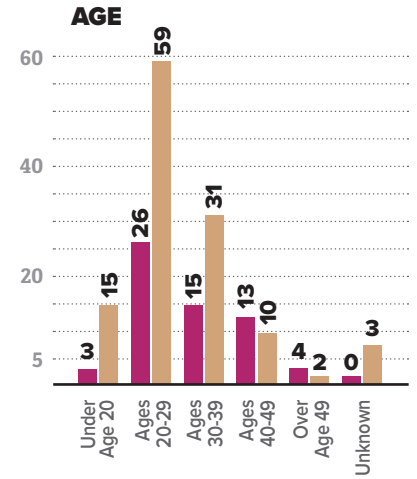
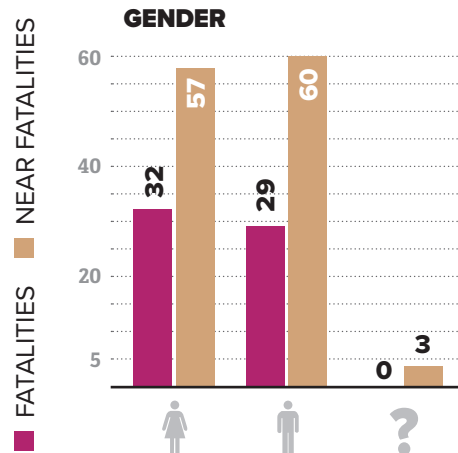


- **37** (47%)
Under Age 1
- **31** (39%)
Ages 1-4
- **4** (5%)
Ages 5-9
- **4** (5%)
Ages 10-14
- **3** (4%)
Ages 15-17

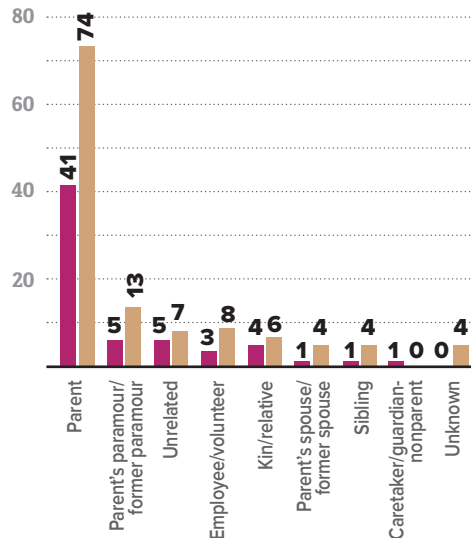
NOTE: Child fatality and near fatality data provided was extracted on 3/7/2017.

Upon completion of the department's review, a final redacted report is posted at KeepKidsSafe.pa.gov/resources/childfatalitynearfatalityreports unless the district attorney certifies that the release of the report may compromise a pending criminal investigation or proceeding. After verification from the district attorney that there is no longer a certification barring the report's release, the department's redacted report is posted to facilitate the release of information to the public.

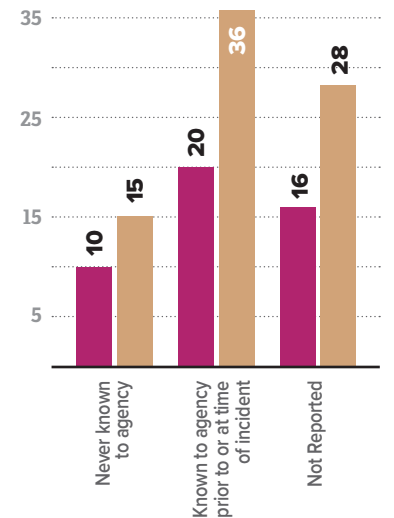
PERPETRATOR



RELATIONSHIP TO VICTIM



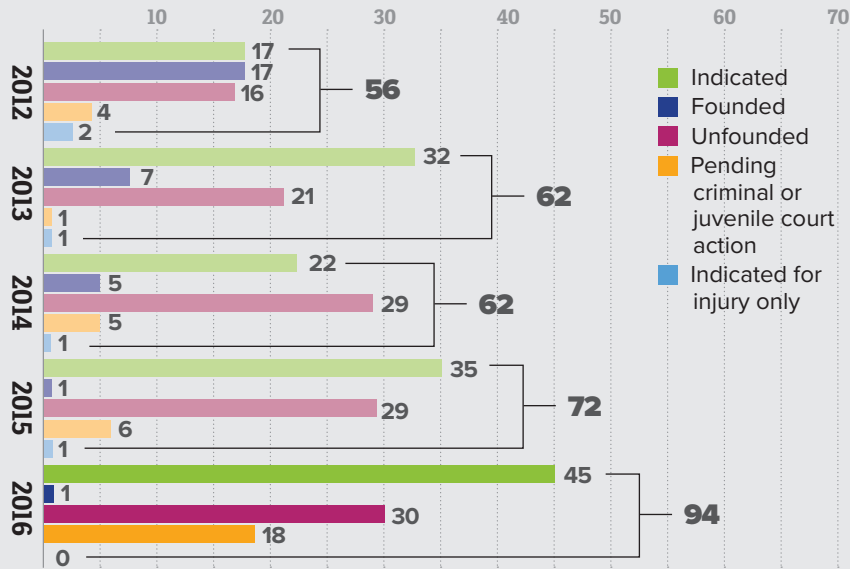
PREVIOUS INVOLVEMENT



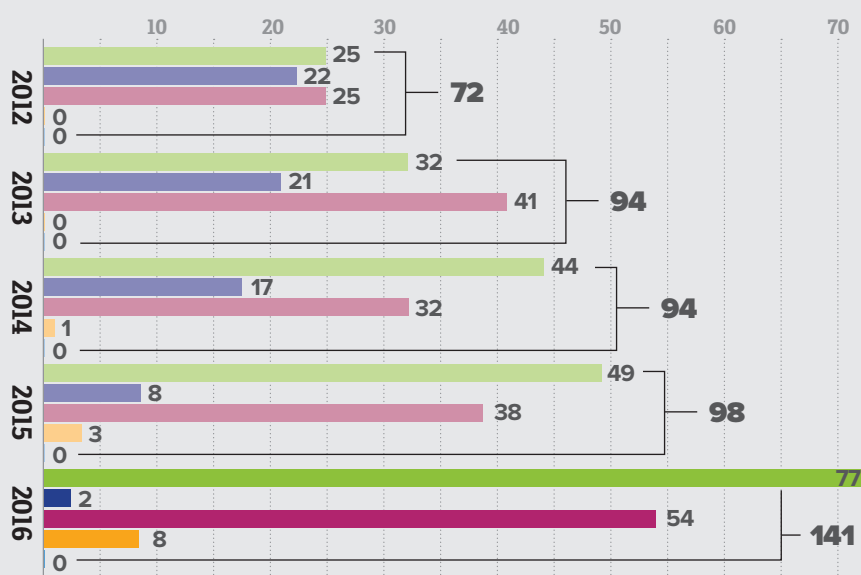
NOTE: A report may have more than one perpetrator; therefore, the total number of perpetrators will be greater than the total number of reports.

CHILD ABUSE FATALITY AND NEAR FATALITY REVIEW AND ANALYSIS

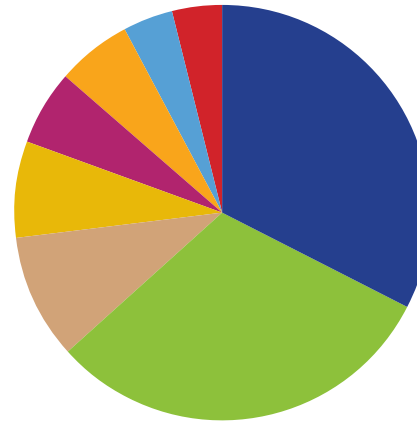
TOTAL CHILD FATALITIES | 5-YEAR ANALYSIS



TOTAL NEAR FATALITIES | 5-YEAR ANALYSIS

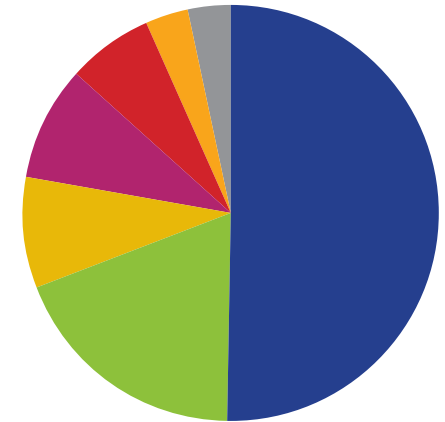


SUBSTANTIATED CHILD ABUSE FATALITIES
DETERMINED CAUSE



- **17** (37%)
Violent act
- **16** (35%)
Lack of supervision
- **5** (11%)
Co-sleeping, substance impaired
- **4** (9%)
Ingestion
- **3** (7%)
Delay/failure to provide medical care for illness or injury
- **3** (7%)
Unsecured guns
- **2** (4%)
Suffocation
- **2** (4%)
Malnutrition/Dehydration
- **0** (0%)
Poisoning

SUBSTANTIATED NEAR FATALITIES
DETERMINED CAUSE



- **46** (58%)
Violent act
- **17** (22%)
Lack of supervision
- **8** (10%)
Ingestion
- **8** (10%)
Delay/failure to provide medical care for illness or injury
- **6** (8%)
Malnutrition/Dehydration
- **3** (4%)
Unsecured guns
- **3** (4%)
Poisoning
- **0** (0%)
Co-sleeping, substance impaired
- **0** (0%)
Suffocation

NOTE: A child abuse fatality or near fatality may have more than one determining cause; therefore, the total number of determining causes will be greater than the total number of fatalities or near fatalities.

CHILD ABUSE FATALITY AND NEAR FATALITY REVIEW AND ANALYSIS

46

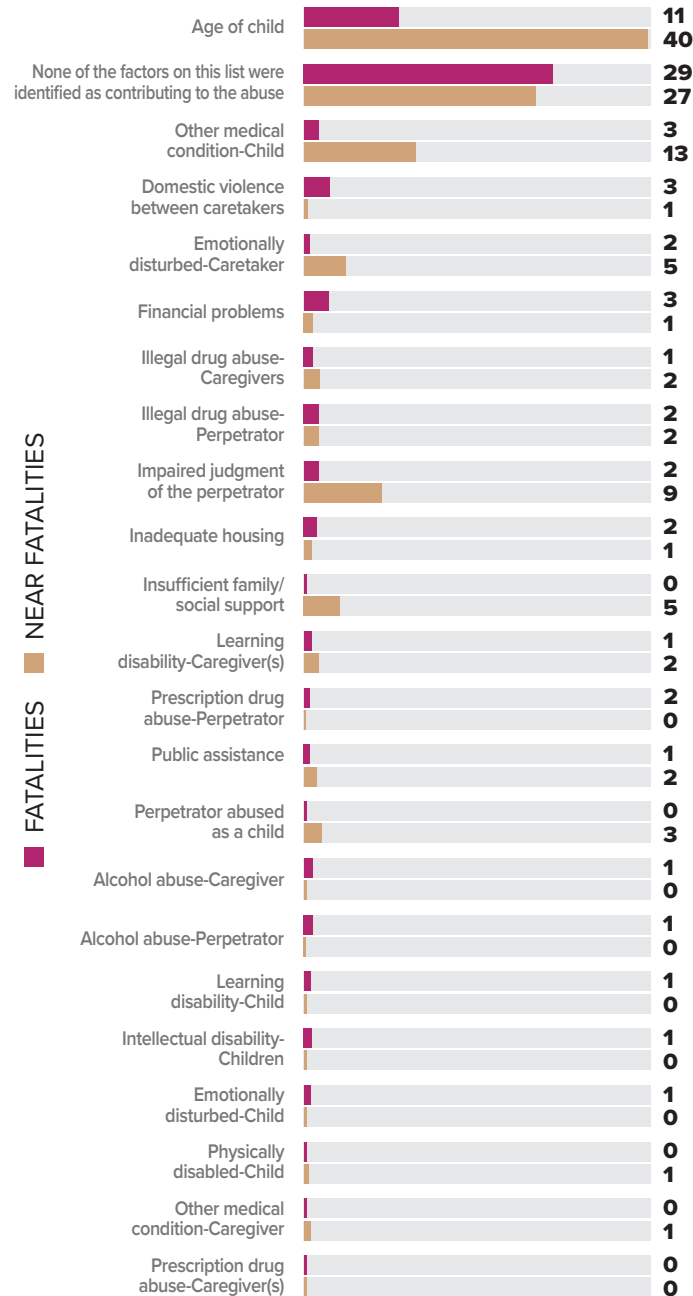
SUBSTANTIATED
FATALITIES

79

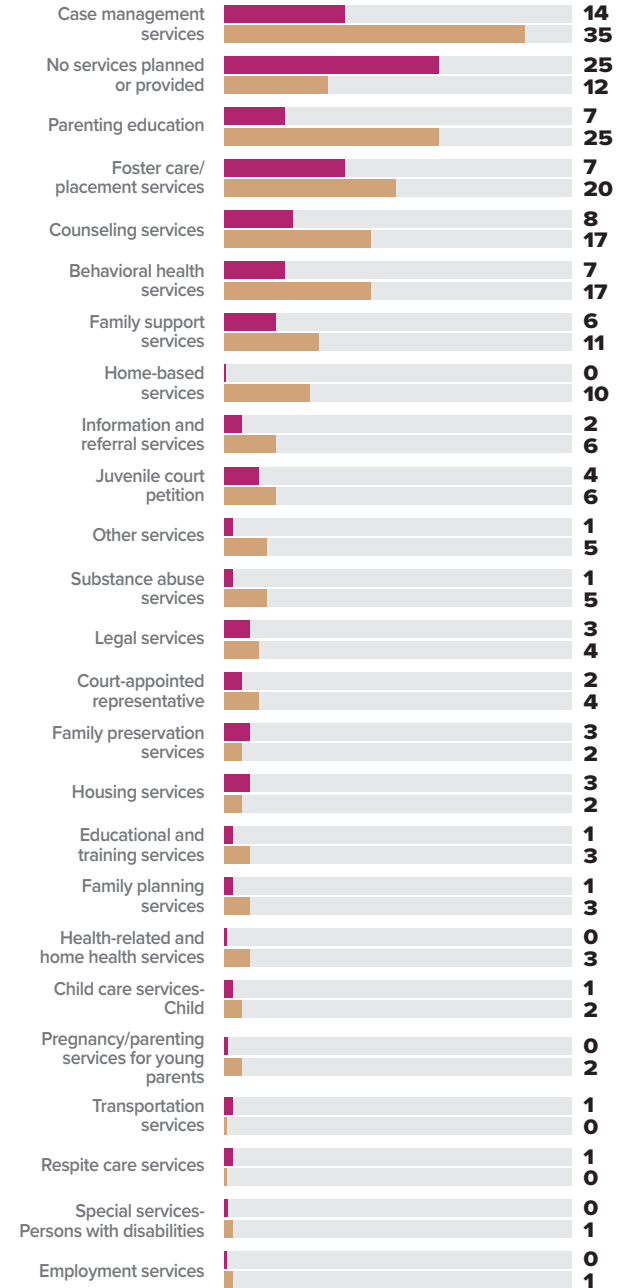
SUBSTANTIATED
NEAR FATALITIES

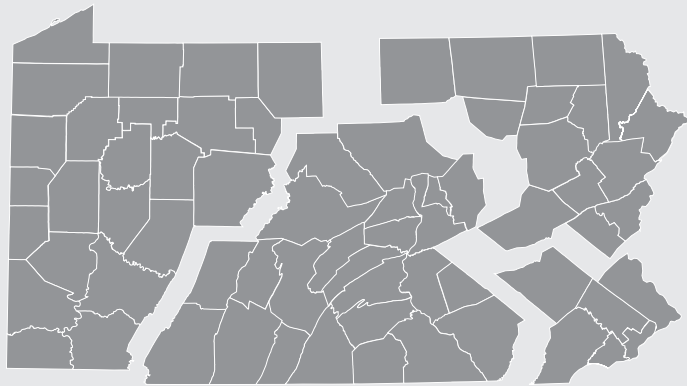
FATALITIES ■ NEAR FATALITIES ■

INVESTIGATIONS CONTRIBUTING FACTORS



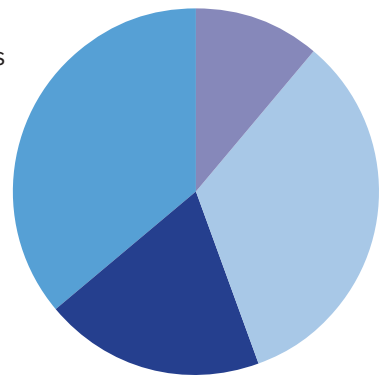
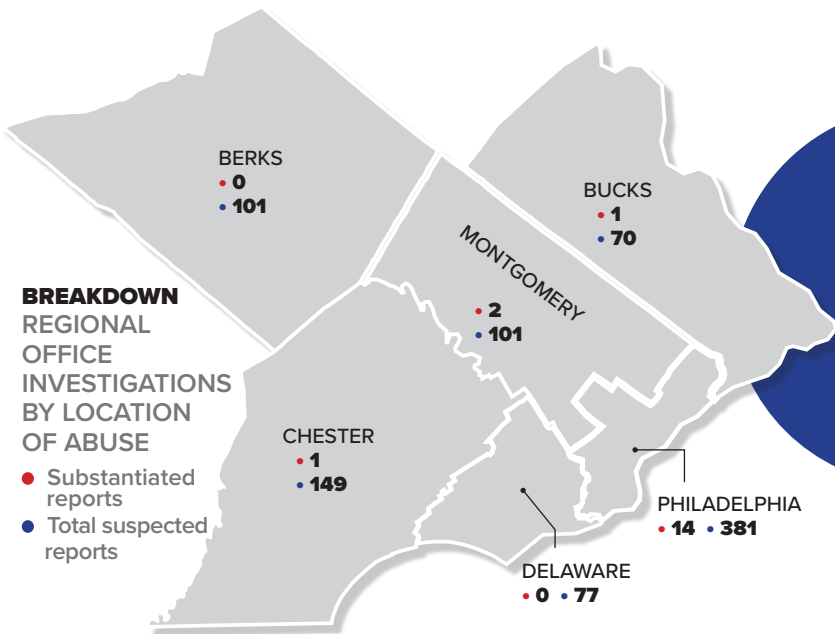
INVESTIGATIONS SERVICES PLANNED AND PROVIDED TO FAMILY





REGIONAL OFFICE INVESTIGATIONS

In 2016, regional office staff investigated 2,172 reports of suspected child abuse involving agents of a county agency, a decrease of 3.7% from 2015 (2,272 reports). The overall regional office substantiation rate was 4.9%, an increase of 1.5% from 2015. In three regions (Northeast, Southeast, and Western), most incidents occurred in residential services; in the Central region, most incidents occurred in foster family care.

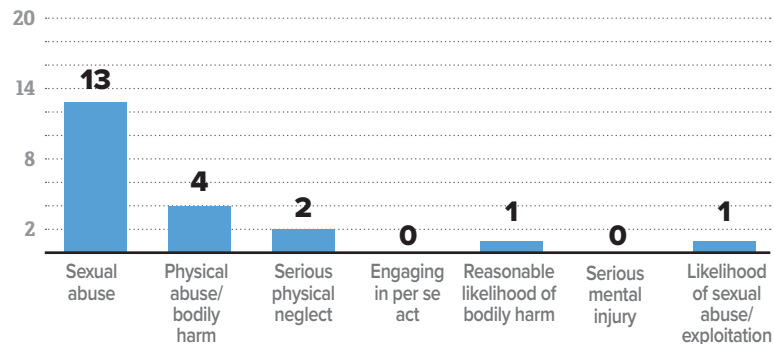


SOUTHEAST REGION

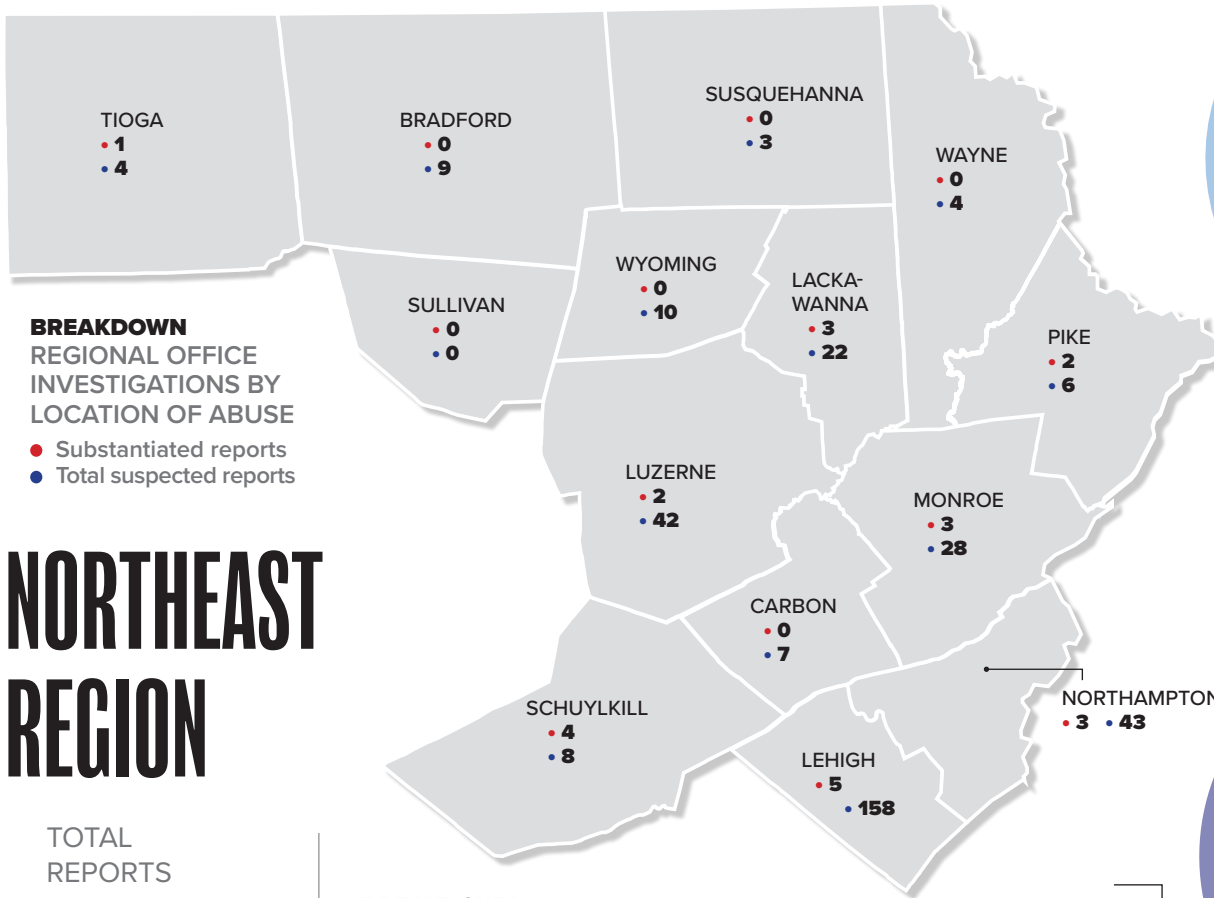
879 TOTAL REPORTS

18 SUBSTANTIATED REPORTS

BREAKDOWN SUBSTANTIATED REPORTS BY ALLEGATION



NOTE: A report may have more than one substantiated allegation; therefore, the total number of allegations will be greater than the total number of substantiated reports.



NORTHEAST REGION

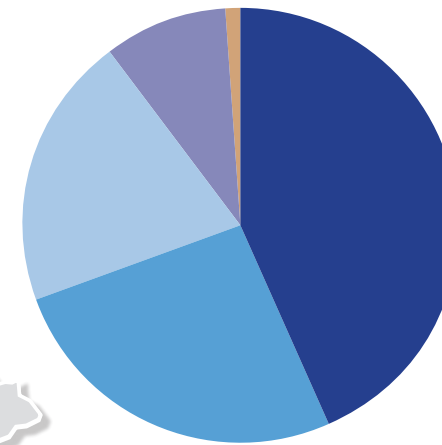
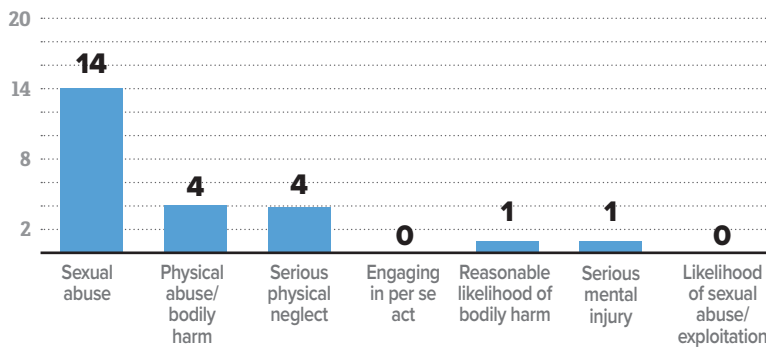
TOTAL REPORTS

344

SUBSTANTIATED REPORTS

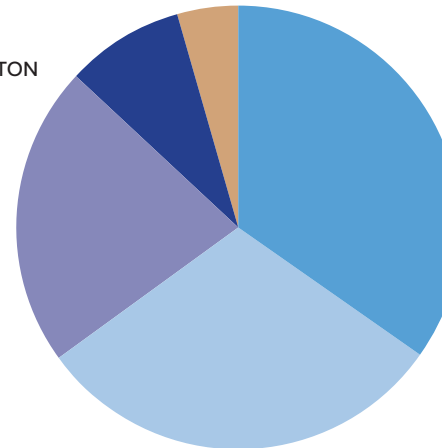
23

BREAKDOWN
SUBSTANTIATED REPORTS BY ALLEGATION



TOTAL REPORTS
by setting of incident

- **150** (43.6%) Residential services
- **89** (25.9%) Other family care services
- **70** (20.3%) Foster family care
- **32** (9.3%) Adoption services
- **3** (0.9%) Other/unknown



SUBSTANTIATED REPORTS

- **8** (34.8%) Other family care services
- **7** (30.4%) Foster family care
- **5** (21.7%) Adoption services
- **2** (8.7%) Residential services
- **1** (4.3%) Other/unknown

NOTE: A report may have more than one substantiated allegation; therefore, the total number of allegations will be greater than the total number of substantiated reports.

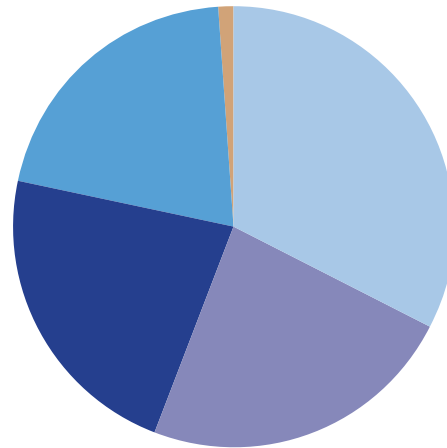
CENTRAL REGION

TOTAL REPORTS

287

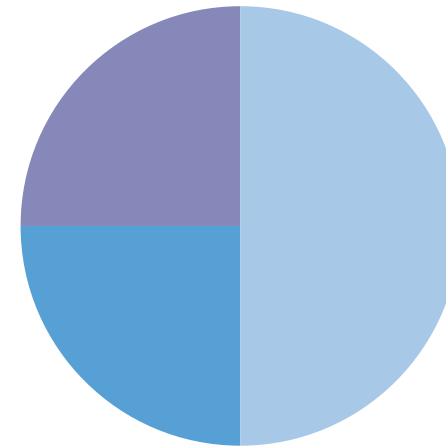
SUBSTANTIATED REPORTS

32



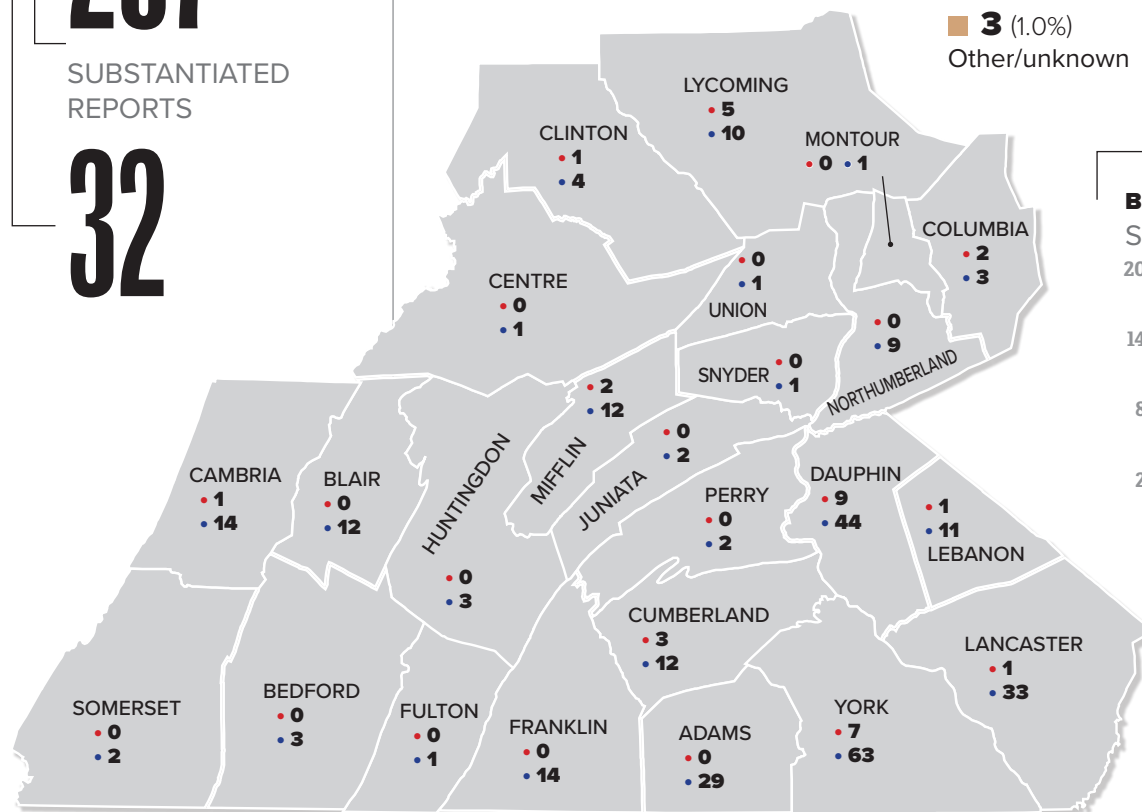
TOTAL REPORTS
by setting
of incident

- **94** (32.8%) Foster family care
- **67** (23.3%) Adoption services
- **64** (22.3%) Residential services
- **59** (20.6%) Other family care services
- **3** (1.0%) Other/unknown



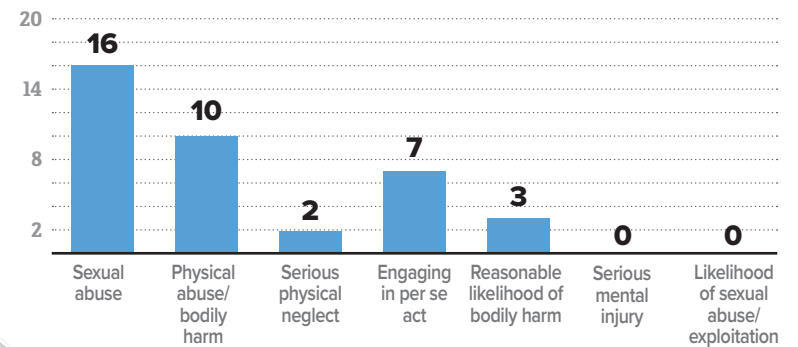
SUBSTANTIATED REPORTS

- **16** (50.0%) Foster family care
- **8** (25.0%) Other family care services
- **8** (25.0%) Adoption services
- **0** (0%) Residential services
- **0** (0%) Other/Unknown



BREAKDOWN

SUBSTANTIATED REPORTS BY ALLEGATION



BREAKDOWN

REGIONAL OFFICE INVESTIGATIONS BY LOCATION OF ABUSE

- Substantiated reports
- Total suspected reports

NOTE: A report may have more than one substantiated allegation; therefore, the total number of allegations will be greater than the total number of substantiated reports.

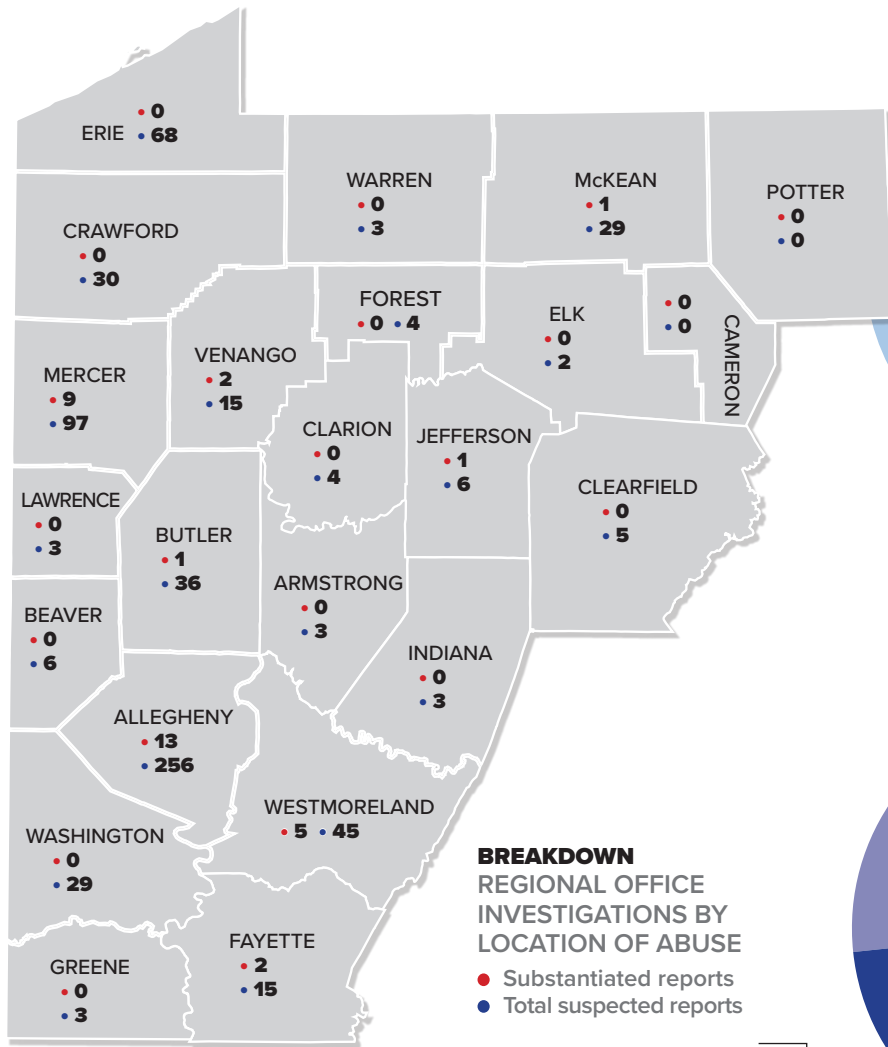
WESTERN REGION

TOTAL REPORTS

662

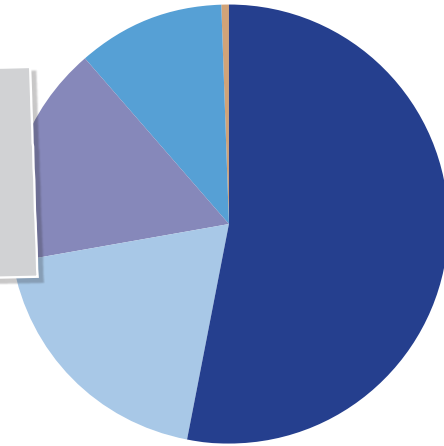
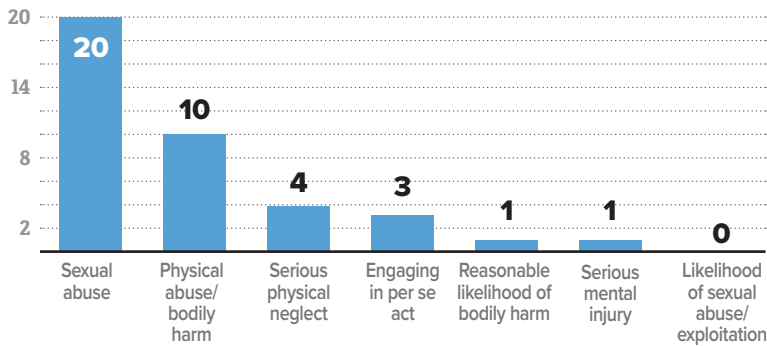
SUBSTANTIATED REPORTS

34



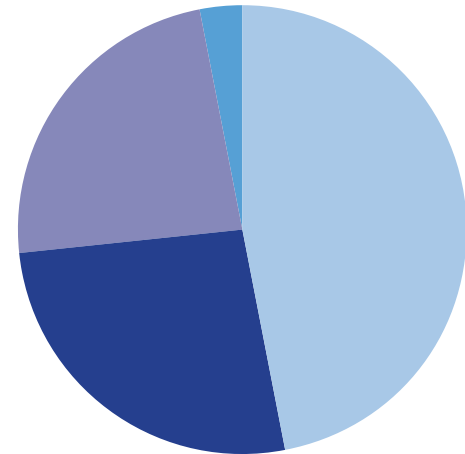
BREAKDOWN REGIONAL OFFICE INVESTIGATIONS BY LOCATION OF ABUSE
 ● Substantiated reports
 ● Total suspected reports

BREAKDOWN SUBSTANTIATED REPORTS BY ALLEGATION



TOTAL REPORTS by setting of incident

- **353** (53.3%) Residential services
- **126** (19.0%) Foster family care
- **108** (16.3%) Adoption services
- **72** (10.9%) Other family care services
- **3** (0.5%) Other/unknown



SUBSTANTIATED REPORTS

- **16** (47.1%) Foster family care
- **9** (26.5%) Residential services
- **8** (23.5%) Adoption services
- **1** (2.9%) Other family care services
- **0** (0.0%) Other/unknown

NOTE: A report may have more than one substantiated allegation; therefore, the total number of allegations will be greater than the total number of substantiated reports.

CHILD ABUSE IN CHILD CARE SETTINGS

THE CHILD PROTECTIVE SERVICES LAW

requires the department to report on the services provided to children who were abused in child care settings and the action taken against the perpetrators. Child care settings include family child care homes, child care centers, foster homes, boarding homes for children, juvenile detention centers, residential facilities, and institutional facilities. It does not include baby sitters (paid or unpaid) arranged by parents.

In 2016, there were 2,602 reports for suspected abuse of children in child care settings. A total of 186, seven percent, were substantiated. The department investigated 89 of the substantiated reports because the alleged perpetrators were agents of county agencies.

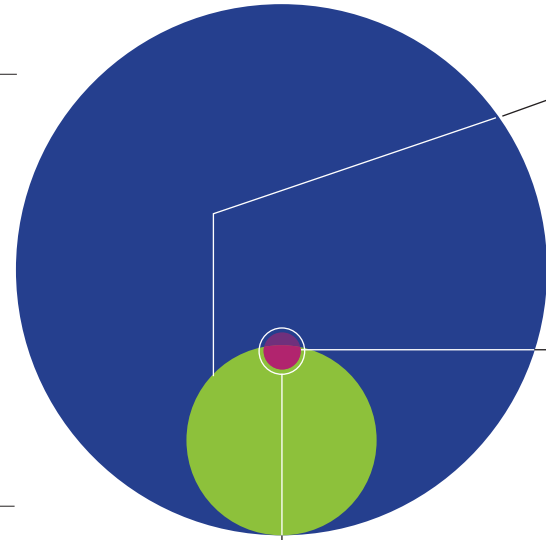
Social services were planned and/or provided to alleged victims, parents, and/or perpetrators involved in the investigated reports, when appropriate. In 932 reports, 36 percent, information was referred to law enforcement officials for criminal investigation and prosecution; 134 of these reports were substantiated by the CCYA or OCYF regional office investigation.

2,602

SUSPECTED REPORTS OF CHILD ABUSE IN CHILD CARE SETTINGS

186

TOTAL SUBSTANTIATED REPORTS



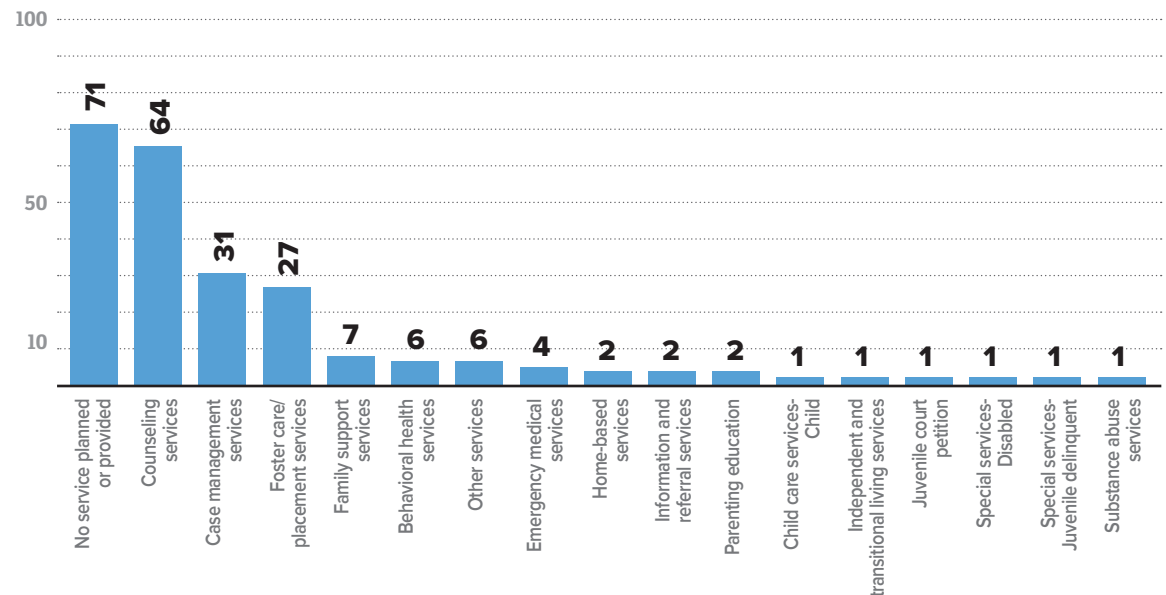
932

Reports referred to law enforcement officials for possible criminal investigation and prosecution

134

Reports substantiated by county agency or OCYF regional investigation of those referred to law enforcement

SERVICES PROVIDED AND PLANNED FOR CHILD, PARENT, AND/OR PERPETRATOR



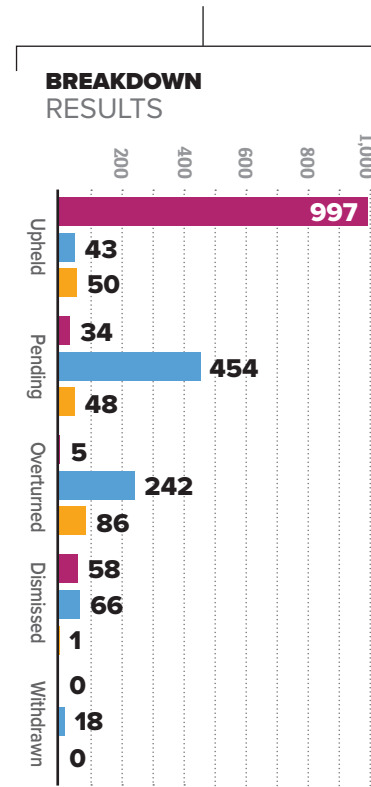
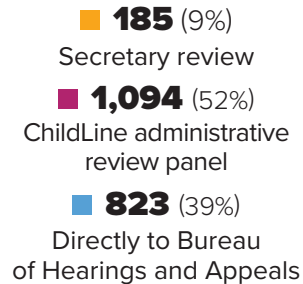
NOTE: More than one service may be provided; therefore, the total number of services will be greater than the number of reports.

HEARINGS AND APPEALS

THE NAME AND KNOWN IDENTIFYING

INFORMATION of an individual named as a perpetrator of a substantiated report of child abuse is maintained in the statewide database. The department's ChildLine and Abuse Registry provides notice of the findings of the investigation to all subjects of the report, including the person named as the perpetrator. The notice to the person named as the perpetrator includes information regarding their right to file an appeal of an indicated report within 90 days of being notified. Only the person who has been named as a perpetrator has the right to file an appeal.

The person named as the perpetrator can request an administrative review or bypass the administrative review and request a hearing before the department's Bureau of Hearings and Appeals (BHA). The administrative review is performed by a panel of professionals within the OCYF. If the person who is named as a perpetrator is granted the appeal, the individual's name and identifying information is removed from the statewide database. The person named as the perpetrator and the investigating CCYA also have the right to request a hearing with BHA on the merits of the



case if either party disagrees with the decision of the OCYF Administrative Review Panel.

At the hearing, the individual named as the perpetrator has the opportunity to present testimony and evidence to the BHA administrative law judge, as does the CCYA. All parties are notified of the scheduled hearing and outcome of the hearing by BHA. In addition, both parties may request that the Commonwealth Court hear the appeal if the party does not agree with the BHA ruling.

The CPSL also gives the Secretary the authority to amend or expunge a report, upon the request of the perpetrator, based good cause shown. Good cause shown can include, but is not limited to:

- Newly discovered evidence that an indicated report is inaccurate or is not being maintained consistent with the CPSL; or
- A determination the perpetrator no longer presents a risk of child abuse and there is no public purpose for maintaining the individual's name on the statewide database.

Lastly, individuals may request reconsideration by the secretary if they disagree with the findings at the conclusion of a BHA hearing. This request must be made in writing within 15 calendar days of the mailing of the final BHA order.

CLEARANCES FOR EMPLOYEES AND VOLUNTEERS

THE CHILD PROTECTIVE SERVICES LAW (CPSL)

ESTABLISHES requirements enumerating individuals that must obtain clearances (statutorily referred to as certifications) in order to be employed, to be a resource parent (foster or adoptive), or volunteer with children. In some circumstances, a resource parent or an individual residing in the resource family home may be required to obtain additional clearances if they have lived out-of-state within the past five years. The CPSL also outlines the grounds for which these individuals would be prohibited from working or volunteering with children.

The child abuse history clearance will only contain a record of indicated, founded, pending criminal court, pending juvenile court, or pending child abuse investigation. The term “pending” on the results of a child abuse history clearance means that the applicant is currently under investigation as a perpetrator of suspected child abuse. Clearances will not include information on general protective services assessments, which are non-abuse cases where services are provided to prevent potential harm to a child.

The purpose of requiring clearances is to provide employers and those selecting volunteers with information to use as part of a larger decision-making process when determining whether to hire someone as

an employee or select them as a volunteer. A clearance does not replace a thorough interview and selection process.

Clearances are required for an employee when the individual will:

- Be responsible for a child’s welfare; **or**
- Have direct contact with children, meaning they are providing care, supervision, guidance, or control to children or they have routine interaction with children.

Clearances are required for an unpaid adult volunteer when the individual will:

- Be responsible for a child’s welfare; **or**
- Have direct volunteer contact with children, meaning they are providing care, supervision, guidance, or control to children and they have routine interaction with children.

These clearances may include the following:

- Pennsylvania Child Abuse History Certification;
- Pennsylvania State Police Criminal Record Check; and
- Federal Bureau of Investigation (FBI) Criminal History Background Check (required for employees and some volunteers).

An agency or organization is prohibited from hiring employees or selecting volunteers for a position involving children if the individual was named as a perpetrator in a founded report of child abuse committed within five years preceding when the clearance was verified. Conviction

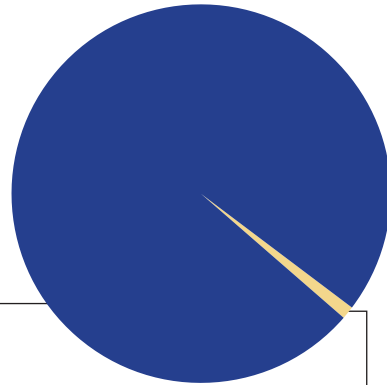
CONTINUES ON PAGE 22

CLEARANCES FOR EMPLOYEES AND VOLUNTEERS

CLEARANCES CHILD ABUSE HISTORY CLEARANCE APPLICATIONS

951,414

TOTAL APPLICATIONS



943,381

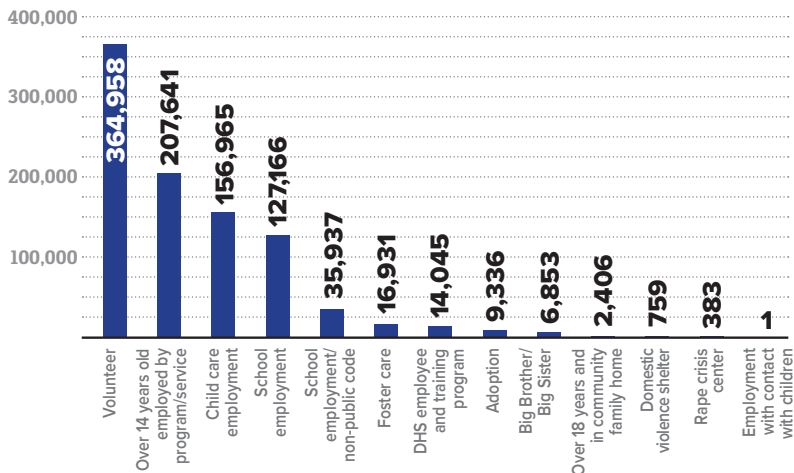
APPLICATIONS PROCESSED

8,033

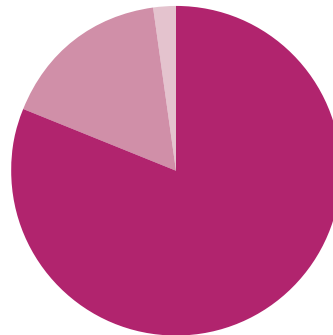
APPLICATIONS RETURNED/
INCOMPLETE

BREAKDOWN

CLEARANCE APPLICATIONS PROCESSED BY CATEGORY



2,272
INDIVIDUALS IDENTIFIED AS SUBSTANTIATED OR ALLEGED PERPETRATORS



1,933 (85%)
Substantiated perpetrators

299 (13%)
Alleged perpetrators in reports pending investigations

40 (2%)
Alleged perpetrators where the outcome was pending criminal or juvenile court

CONTINUED FROM PAGE 21

of certain crimes also prohibits working or volunteering with children.

Over the course of 2016, the average processing time for a Pennsylvania Child Abuse History Certification was six days, about one day less than in 2015. The CPSL mandates that requests for these certifications be completed within 14 calendar days.

Agencies and organizations must ensure that clearances are obtained in accordance with the CPSL. To determine whether you, your staff or your volunteers are required to obtain clearances, please see the fact sheets at www.KeepKidsSafe.pa.gov.

The website also has information on how often employees and volunteers need to submit updated clearances, and the fees associated with clearances. Information on how to obtain the required clearances is also available, including the ability to submit and pay for the Pennsylvania Child Abuse History Certification online.

FEDERAL BUREAU OF INVESTIGATION RECORDS REQUESTS

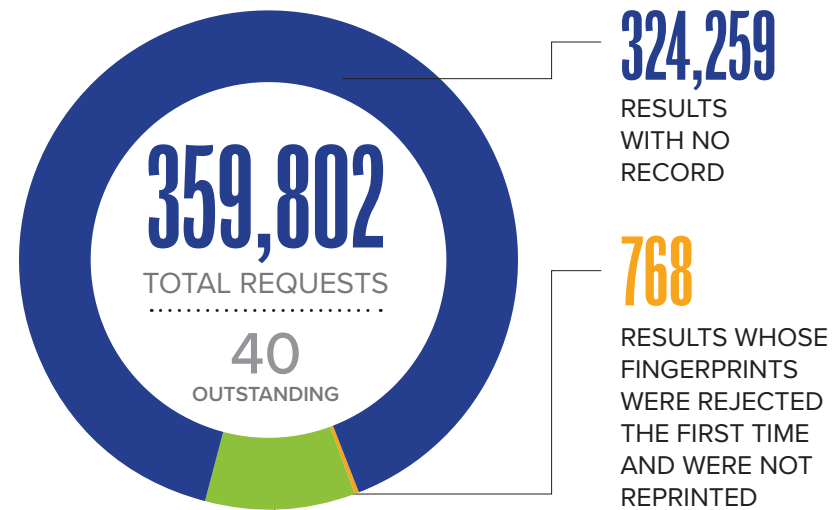
INDIVIDUALS WHO WORK OR VOLUNTEER with children in certain circumstances are required to obtain a Federal Bureau of Investigation (FBI) background check before working with or volunteering with children. The data in this section reflects a compilation of all individuals who have applied for the fingerprint-based federal criminal background check.

The following individuals are required to obtain an FBI background check as part of the clearance process: child care services employees; school employees; foster parents; adult household members in foster homes; prospective adoptive parents; individuals providing child care services under contract with a child care facility or program; and adult household members of family living homes, community homes for individuals with an intellectual disability, and host homes for children.

Adult volunteers who have not lived in Pennsylvania for the last 10 years must also obtain FBI background checks. Adult volunteers who have lived in Pennsylvania for the last 10 years and swear or affirm in writing that they have not been convicted of any of the prohibitive crimes listed in Section 6344 of the CPSL are not required to obtain the FBI background check.

For more information on FBI and other required clearances, please visit www.KeepKidsSafe.pa.gov.

FBI RECORDS REQUESTS INDIVIDUAL BACKGROUND CHECKS AND RESULTS

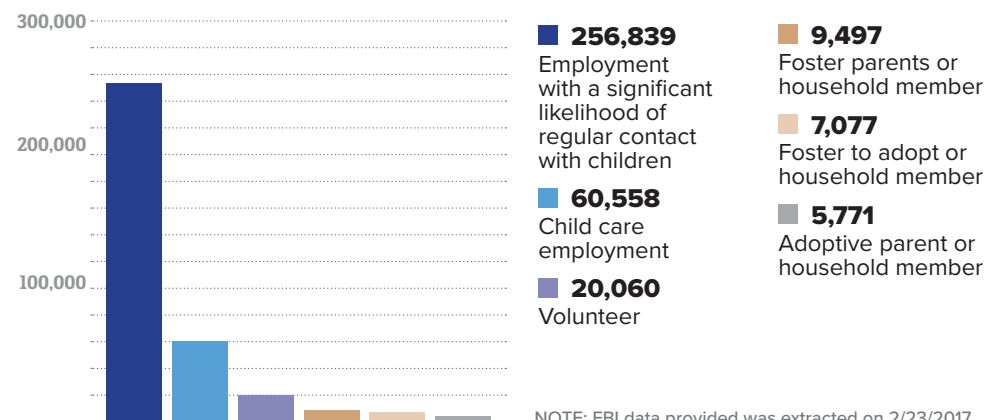


RESULTS: CRIMINAL HISTORIES

836 of the 34,735 total results with a record were crimes that would disqualify an applicant from working or volunteering with a child in accordance with Section 6344 (c) of the CPSL or an equivalent crime under federal law or the law of another state.

34,735
RESULTS WITH A RECORD

BREAKDOWN PURPOSE OF FBI RECORD REQUESTS



NOTE: FBI data provided was extracted on 2/23/2017.

STATEWIDE GENERAL PROTECTIVE SERVICES

GENERAL PROTECTIVE SERVICES (GPS) reports are those reports that do not rise to the level of suspected child abuse but allege a need for intervention to prevent serious harm to children. The department is responsible for receiving and transmitting reports where GPS concerns are alleged. The CCYA is responsible for receiving and assessing reports of children in need of GPS in order to:

- Provide services to prevent abuse or neglect to children;
- Provide or arrange for and monitor the provision of those services necessary to safeguard and ensure the child's well-being and development; and
- Preserve and stabilize family life wherever appropriate.

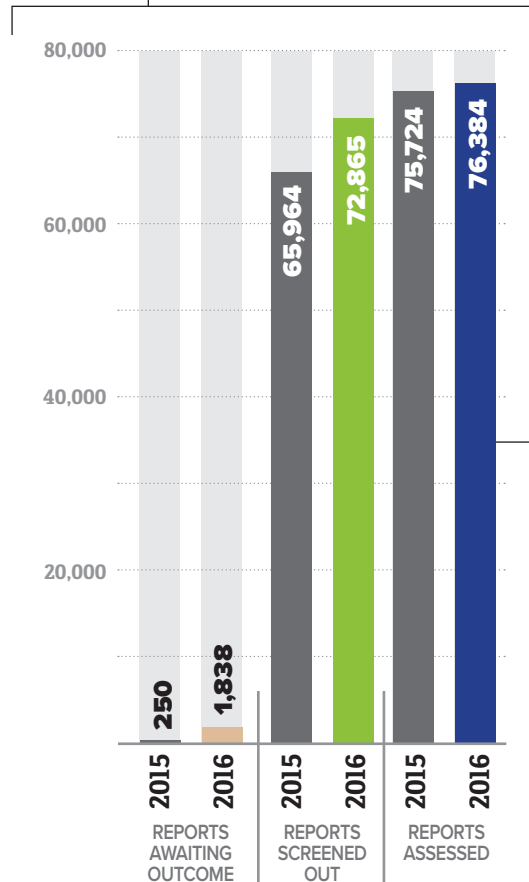
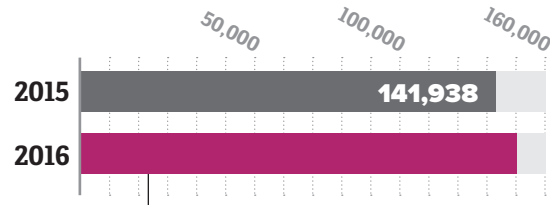
GPS reports can be made by mandated or permissive reporters. While mandated reporters are only required to report suspected child abuse, they continue to make the majority of reports alleging GPS concerns of children. When reports are received at ChildLine, staff assess the allegations, categorize the report, and send the report to the appropriate CCYA for assessment.

As with CPS reports, upon receiving a GPS report, the CCYA must see the child immediately if emergency protective custody has been taken, emergency protective custody is needed, or it cannot be determined from the report whether or not

CONTINUES ON PAGE 25

151,087

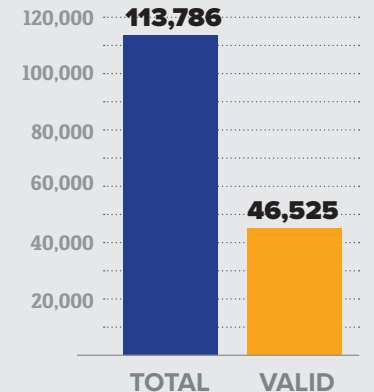
GENERAL PROTECTIVE SERVICES
TOTAL REPORTS



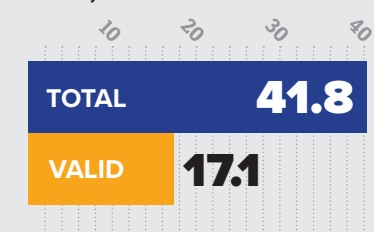
ASSESSED REPORTS
VALID REPORTS



CHILDREN ASSESSED



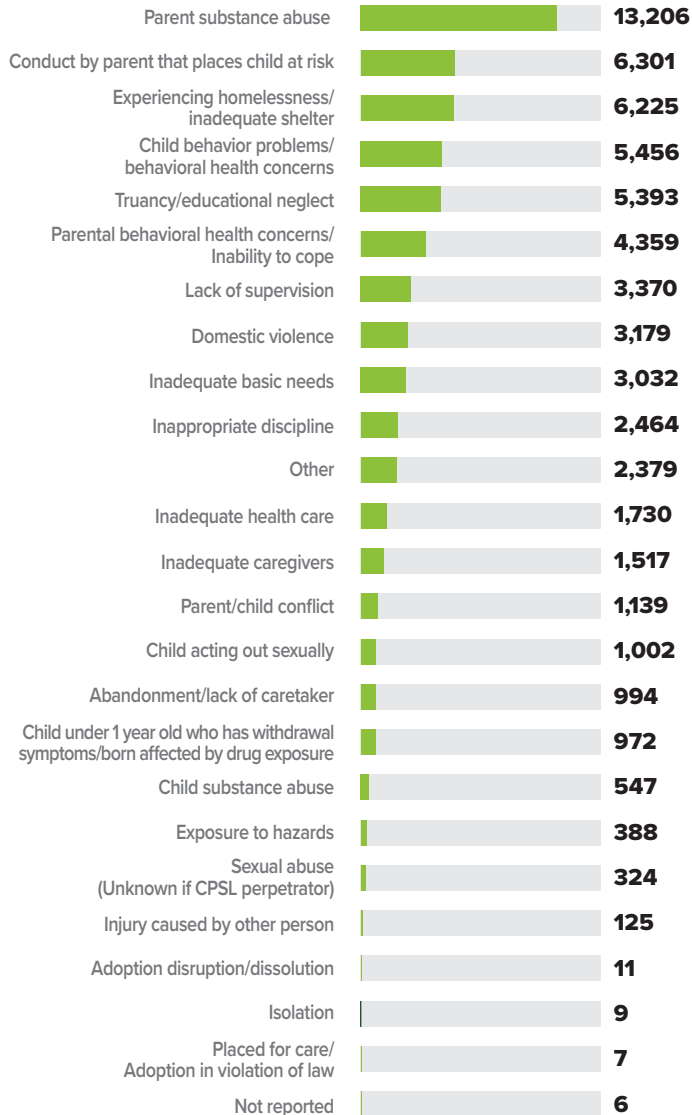
ASSESSED CHILDREN
PER 1,000 CHILDREN



NOTE: In some reports, more than one child was assessed; therefore, the total number of assessed children exceeds the number of valid reports.

VALID GPS
ALLEGATIONS
BY TYPE
TOTAL ALLEGATIONS

64,135



NOTE: A report may have more than one allegation for each report; therefore, the total number of allegations will be greater than the total number of reports.



STATEWIDE GENERAL PROTECTIVE SERVICES

CONTINUED FROM PAGE 24

emergency protective custody is needed.

Otherwise, the CCYA prioritizes the response time to assure that children who are most at risk receive an assessment first.

CCYAs must complete their assessment within 60 days of receipt of a report. As with CPS reports, the CCYA must also provide or arrange for services necessary to protect the child and any other children in the home. Upon completion of the assessment, the CCYA must immediately notify the department:

- If the report was determined to be valid or invalid; and
- If the family was accepted for services, referred to community services, or the case was closed.

Determining that a report was valid means there was merit to the allegations. Conversely, determining that a report was invalid means there was no merit to the allegations.

If the family was accepted for services, the CCYA must also immediately notify the department upon the closure of services.

Unlike CPS reports, the determination made on a GPS report is not used when processing

a Pennsylvania Child Abuse History Certification, nor does submission of the outcome after the 60-day timeframe impact the final outcome determination. Timely submission of GPS outcomes is monitored and reviewed as part of the department's licensure of CCYAs.

CCYAs also have the ability to screen-out GPS reports. The decision to screen-out a GPS report is made on a case-by-case basis by the CCYA and could be due to a number of different factors including, but not limited to:

- **Information Only** – The child/family requested information only and no other concerns exist warranting an assessment;
- **Referral to Other Community Services** – A child/family will benefit from other services in the community, which can best address the child/family's needs;
- **Referral Did Not Allege Abuse or Neglect Concerns** – The referral did not allege concerns that warrant the CCYA performing an assessment and there are no child safety concerns;
- **Courtesy Visit** – Another state or agency has requested an assessment; however,

CONTINUES ON PAGE 26

CONTINUED FROM PAGE 25

the child/family is not in need of service;

- **Law Enforcement Only** – A referral was made to law enforcement officials because the alleged perpetrator is not a perpetrator under the CPSL and there are no child safety concerns;

- **Insufficient Information/Unable to Assess** – The child/family is unable to be identified/located;

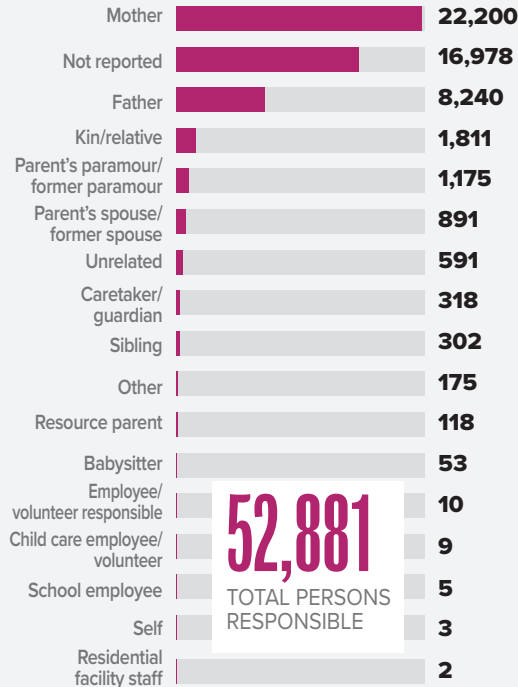
- **No Face-to-Face Contact/No Further Action Needed** – The CCYA contacted the child/family or other professionals via phone and no further action is required;

- **Face-to-Face Contact/No Further Action Needed** – The CCYA made one face-to-face contact with child/family and no further action is required; or

- **Other Reason** – A reason that does not fall in the above categories, which requires the agency to record the specific reason.

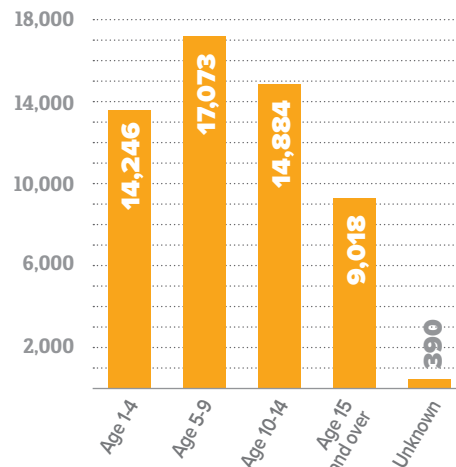
GPS reports maintained in the statewide database at ChildLine must be expunged within certain timeframes based on the outcome and whether the family was accepted for services. Invalid GPS reports must be expunged one year and 120 days after the date the report was received by the department. Valid GPS reports not accepted for services must be expunged five years and 120 days following the date the report was received by the department. Valid GPS reports accepted for services must be expunged five years and 120 days after the closure of services by the CCYA.

RELATIONSHIP OF PERSON RESPONSIBLE VALID GPS REPORTS



NOTE: In some reports, more than one person was identified as being responsible for the allegations; therefore, the number of responsible persons exceeds the number of valid reports.

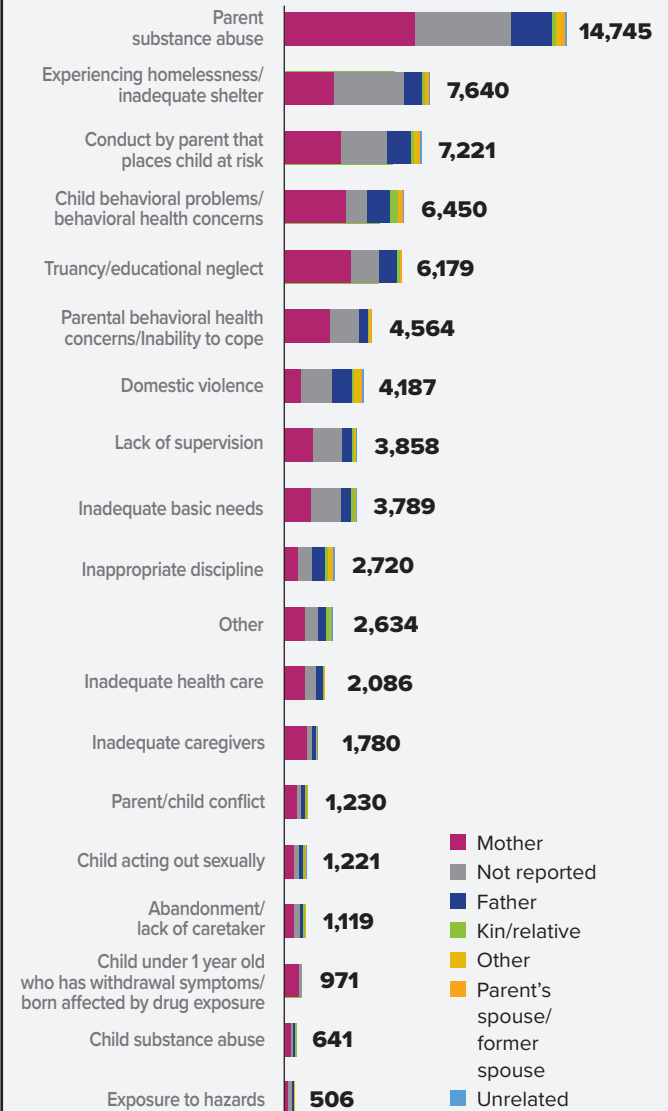
VALID GPS ALLEGATIONS AGE OF VICTIMS



74,059

VALID GPS ALLEGATIONS BY TYPE BY PERSONS RESPONSIBLE

Shown below are allegation categories that contain over 500 allegations and categories of persons that contain over 500 individuals. Data for other categories of allegations and persons are available online.



NOTE: A report may have more than one allegation for each report; therefore, the total number of allegations will be greater than the total number of reports.

CHILDLINE

THE DEPARTMENT OF HUMAN SERVICES' CHILDLINE AND ABUSE REGISTRY

is the central clearinghouse for all reports of suspected child abuse and general protective services reports. The toll-free hotline, 1-800-932-0313, is available 24 hours a day, seven days a week to receive reports of suspected child abuse by phone and electronic submission. ChildLine staff ensure that reports are transmitted to county children and youth agencies, law enforcement officials, or the appropriate OCYF regional office for investigation or assessment. If the report is made directly to the county, the county is required to transmit those reports to ChildLine. Additionally, county children and youth agencies and OCYF regional offices submit the outcome of child abuse investigations and general protective services assessments to ChildLine. Substantiated reports of child abuse and valid general protective services reports are recorded in the statewide database.

As of December 31, 2016, there were a total of 142,469 substantiated reports in the statewide database¹, an increase of 3% over 2015. ChildLine answered approximately 155,911 calls, an increase of 6.5% over 2015. Calls involved suspected child abuse, reports of general protective services,

referral to local services, complaints for licensing agency review and investigation, and referrals to law enforcement officials.

- Of the 44,359 reports for suspected abuse, 68% were made by phone, 11% were received by county agencies and electronic transmission, and 21% were received directly through the online reporting system.

- In 2016, ChildLine received 14,956 law enforcement-only reports. These reports are for incidents that involve a criminal act against a child where the individual who allegedly committed the act does not meet the definition of perpetrator in accordance with the CPSL. Law enforcement referrals are provided by ChildLine to the county district attorney's office where the incident occurred.

- Copies of 1,195 founded or indicated reports on 940 perpetrators were provided to the Sexual Offenders Assessment Board as required by Pennsylvania's Megan's Law; this was an 11.5% increase over 2015. These reports were provided to aid the courts in determining whether the perpetrator should be classified as a sexually violent predator.

- In 2016, 6,695 children were moved from the setting where the alleged or actual abuse occurred. This represents a decrease of 4.4% from the 2015 number, 7,001.

- 18,702 records checks were performed and provided to CCYAs or law enforcement officials to verify that other people participating in safety plans or caring for a child have no record of child abuse that would place the child at risk.

DEFINITION: Protective services alert — A request from another state to determine if a family received child welfare services in Pennsylvania.

1. NOTE: This figure reflects the total number of substantiated reports since the database was established in 1975.

166,971

TOTAL CALLS RECEIVED

155,911

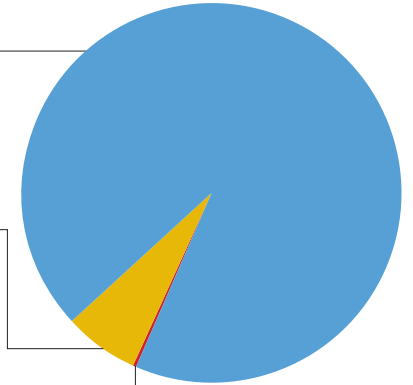
TOTAL CALLS ANSWERED

10,957

TOTAL CALLS ABANDONED

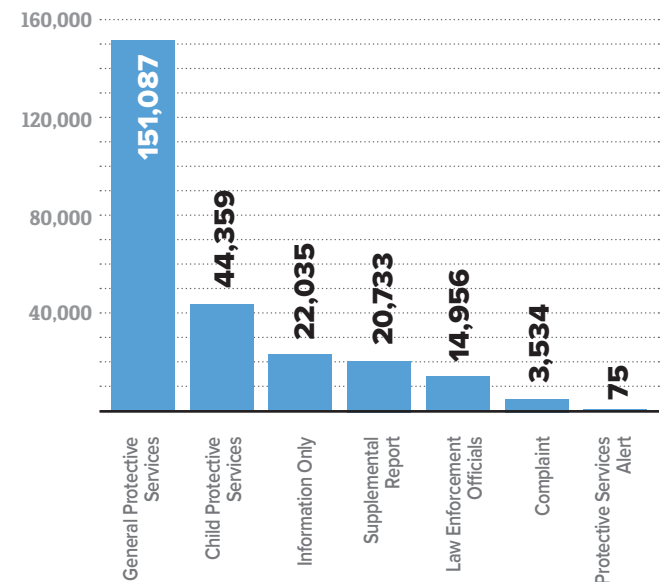
103

TOTAL CALLS DEFLECTED



NOTE: The total number of reports will not match the calls answered because reports can be submitted from county children and youth agencies, electronically, and by calling the hotline.

CHILDLINE REPORTS RECEIVED BY TYPE



FUNDING AND EXPENDITURES FOR CHILD WELFARE SERVICES

\$1.811 Billion

TOTAL FUNDING FOR CHILD WELFARE SERVICES

\$1.063 B

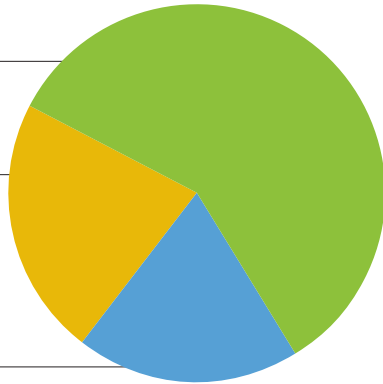
STATE FUNDS

\$398 M

COUNTY FUNDS

\$350 M

FEDERAL FUNDS



PENNSYLVANIA'S CHILD WELFARE SYSTEM is responsible for a wide range of services to abused and neglected children, and dependent and delinquent children. Funding provided by the state and county agencies for all services annually is \$1.461 billion; \$1.063 billion state funds and \$398 million county funds. While an additional \$350 million in federal funds were spent on services, none of those funds were used for investigations and assessments.

More than \$232.727 million was spent by state and county agencies to investigate reports of suspected child abuse, assess general protective services reports and related activities. Of the \$232.727 million, \$217.079 million was spent by counties. The state government spent the remaining \$15.648 million to fund personnel costs (salaries, benefits, and operating costs) for the percentage of time OCYF headquarters staff and ChildLine staff performed child abuse and general protective services related work (\$11.793 million), and personnel costs for OCYF's regional staff who performed child abuse investigations (\$3.855 million).

Personnel costs for OCYF headquarters staff were \$936,571. ChildLine personnel costs were \$10.856 million.

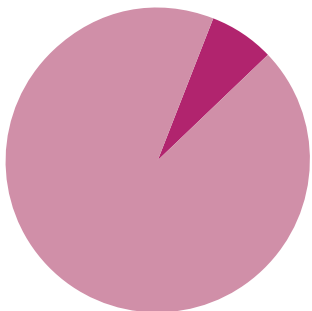
To obtain the total expenditures for county agencies to conduct alleged child abuse investigations, refer to the individual county pages in this report. These numbers do not reflect total expenditures for all services provided by the county agencies.

NOTE: The expenditure data reported in the 2015 Annual Protective Services Report did not include expenditures for General Protective Services. As a result, it will appear that there is an increase in expenditures from the prior year.

ALL DATA PROVIDED WAS EXTRACTED ON 04/10/17.

\$232.727 Million

TOTAL SPENT BY THE STATE AND COUNTY AGENCIES TO INVESTIGATE CHILD ABUSE REPORTS AND ASSESS GENERAL PROTECTIVE SERVICES REPORTS



\$15.648 M

STATE PERSONNEL COSTS

\$217.079 M

COUNTY INVESTIGATIONS

■ **\$11.793 M**

OCYF headquarters staff and ChildLine staff that performed child abuse work

■ **\$3.855 M**

Personnel costs for OCYF regional staff who performed child abuse investigations



SAFE HAVEN OF PENNSYLVANIA

1.866.921.SAFE (7233) | www.secretsafe.org

THE DEATH OF BABY MARY, a newborn infant who was murdered by her mother and left in a dumpster in 2001, prompted the enactment of the commonwealth's Newborn Protection Act and the Safe Haven Program. Safe Haven's purpose is to protect newborns who might otherwise be abandoned or harmed.

The Newborn Protection Act allows a parent to relinquish a newborn up to 28 days old at any hospital or police station. As not all police stations are staffed 24/7, parents should only relinquish newborns at police stations when staff are present. The parent is not criminally liable if the newborn has not been a victim of suspected child abuse or another crime. A newborn who is relinquished through Safe Haven is placed into foster care in a pre-adoptive home through the CCYA.

The CCYA is required to do the following when a newborn is relinquished through Safe Haven:

- Make diligent efforts within 24 hours to identify the newborn's parent, guardian, custodian, or other family members and to notify them of the whereabouts of the newborn and the reasons that the newborn was taken into protective custody; and
- Assume responsibility for making decisions regarding the newborn's medical care, unless otherwise provided by court order.

In addition, CCYAs are required to provide outreach and counseling services to prevent newborn abandonment. CCYAs and the department conduct continuing publicity and education programs aimed at the prevention of newborn abandonment.

To ensure that accurate information about Safe Haven is available, the department maintains a statewide, toll-free helpline, 1-866-921-SAFE (7233), and the Safe Haven website, www.secretsafe.org. Additional information regarding the Safe Haven program and educational materials can be found on this website.

The statewide helpline provides information about Safe Haven and also allows callers to speak directly with someone to find the location of the nearest hospital or police station. In 2016, the helpline received 48 calls, with the highest number of calls received in June immediately after a public awareness campaign.

In 2016, two newborns were relinquished: one in Union County (Central region) and one in Warren County (Western region). Since the law was enacted in 2002, a total of 29 newborns have been received as Safe Haven infants by Pennsylvania hospitals and police stations. These infants have come from 22 counties, with most relinquishments occurring in the Western region of the state (14 infants); half of those were from Washington County alone (seven infants). The Central region had the second highest number of infants relinquished at nine, followed by five in the Southeast and one in the Northeast.

FEDERAL CHILD ABUSE PREVENTION AND TREATMENT ACT

SUBSTANCE-EXPOSED INFANTS

SINCE 2003, THE CHILD ABUSE PREVENTION AND TREATMENT ACT (CAPTA) has included requirements to ensure appropriate notification is given to child protective services agencies to address the needs of substance-exposed infants.

On July 22, 2016, the Comprehensive Addiction and Recovery Act (CARA) was enacted to expand the requirement for the development of a plan of safe care for infants born and identified as being affected by substance use or withdrawal symptoms from prenatal substance exposure or Fetal Alcohol Spectrum Disorder. This is to ensure the safety and well-being of infants following release from the care of health care providers, including addressing the health and substance use disorder treatment needs of the infant and affected family or caregiver. CARA also added requirements relating to data collection and monitoring.

The opioid epidemic does not discriminate — it affects Pennsylvanians from all walks of life. Pennsylvania has established Centers of Excellence, which will serve as a central, efficient hub to assist people with opioid-related substance use disorders, ensuring individuals receive behavioral and physical health care, including any evidence-based medication-assisted treatment needed.

Pennsylvania successfully expanded its Medical Assistance program. As a result, there has been a recent increase in demand for all treatment services. Pennsylvania is committed to ensuring the availability and accessibility of a continuum of services to meet individual needs. As such, Pennsylvania leads the country with the first women and children’s residential treatment program ever established and 17 such programs are available statewide. Additionally, 19 specialized women’s recovery houses exist statewide. Eight non-hospital residential facilities are capable of admitting pregnant women and women with children.

Pennsylvania is committed to the development of a single policy agenda supported by multiple system partners that addresses primary prevention, substance use screening and referral to treatment, coordination of care for the infant and mother, development of protocols for plans of safe care for the infant, and tracking of referral outcomes. The overarching goal is to take a public health and child safety approach to our coordinated response, ensuring there is community-based family-centered care to increase access; that follow-up is provided for the mother, infant, and family; and that plans of safe care are individualized and treatment focused.

A cross-system stakeholder team has been convened and efforts are underway to issue policy guidance that ensures that appropriate screening tools are used to identify infants and caregivers affected by substance use disorder, to support the required notice to the child welfare system, and, most importantly, to ensure that plans of safe care are developed based upon child and family needs with services provided through a coordinated service delivery system.



COUNTIES BY THE NUMBERS

The child welfare system in Pennsylvania is state-supervised and county-administered with both agencies having vital roles in the protection of children. The department is responsible for assuring the availability and provision of public child welfare services, providing oversight and technical assistance to each county agency, and establishing and enforcing policies and regulations that support the achievement of child welfare goals and outcomes. Additionally, the department is responsible for the licensure of public and private child welfare agencies and the investigation of complaints received regarding these agencies.

Each county's children and youth agency is responsible for administering a program of children and youth services to children and their families. The county children and youth program includes services designed to:

- Protect children from abuse and neglect and enable children to remain safely in their own homes and communities;
- Prevent dependency and delinquency of children and help them overcome problems that result in dependency and delinquency;
- Provide permanency and stability for children in their homes or in placement and preserve relationships and connections for children with their families and communities;
- Enhance the family's capacity to provide for their children's educational, physical, and behavioral health needs;
- Provide balanced attention to the protection of the community, the imposition of accountability for offenses, and the development of competencies to enable youth to become responsible and productive members of the community.

The following pages provide a snapshot of child abuse and neglect, and expenditures for investigations and assessments by county.

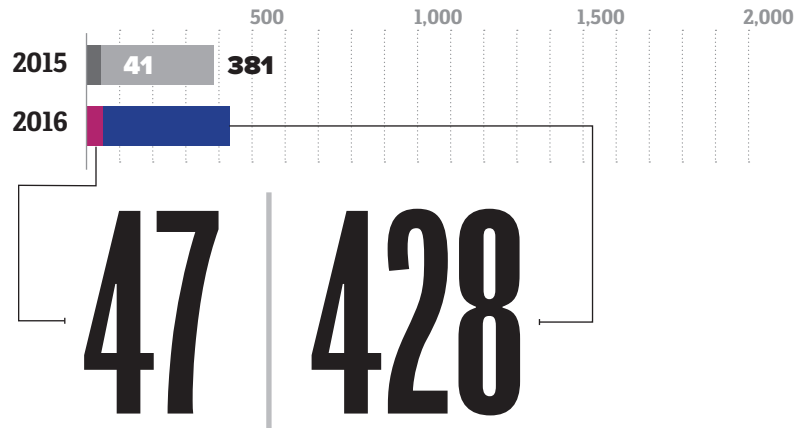
ADAMS



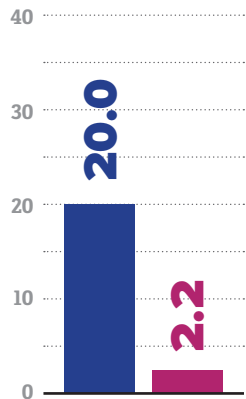
RURAL | POPULATION • 101,767 / POPULATION UNDER 18 • 21,433

2016 REPORTS REPORTS OF CHILD ABUSE

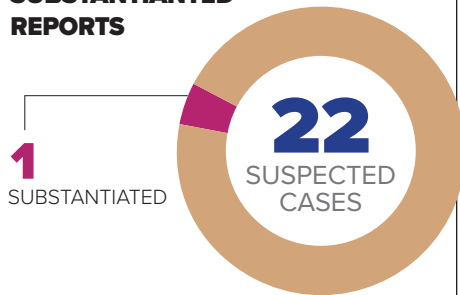
■ SUBSTANTIATED REPORTS ■ TOTAL REPORTS



CHILD ABUSE REPORTS PER 1,000 CHILDREN



CASES OF REPEAT ABUSE SUBSTANTIATED REPORTS



FATALITIES → 1 | 46
NEAR FATALITIES → 0 | 79

SUBSTANTIATED REPORTS BY GENDER OF VICTIM



38

FEMALE
80.9%



9

MALE
19.1%

2016 REPORTS GENERAL PROTECTIVE SERVICES

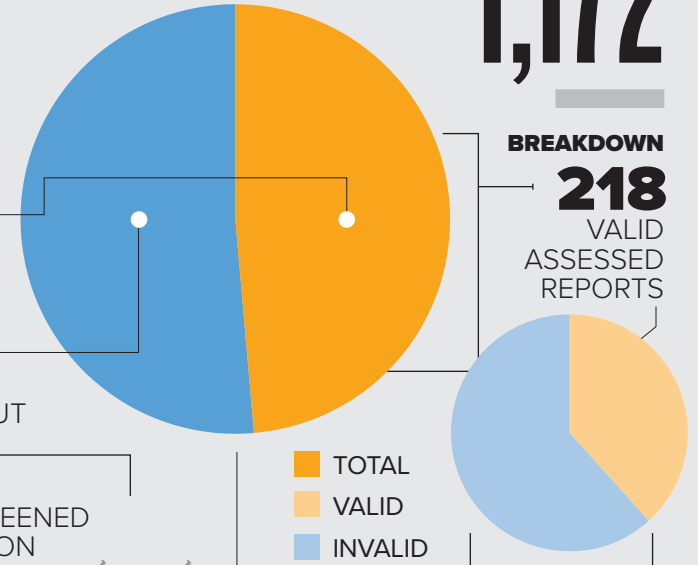
1 AWAITING OUTCOME

571 ASSESSED

600 SCREENED OUT

TOTAL REPORTS
1,172

BREAKDOWN
218
VALID ASSESSED REPORTS



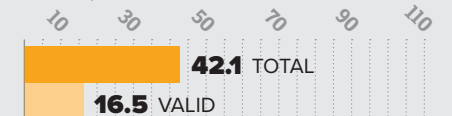
BREAKDOWN REPORTS SCREENED OUT BY REASON



BREAKDOWN CHILDREN ASSESSED WITH VALID ALLEGATIONS



CHILDREN ASSESSED PER 1,000 CHILDREN



\$2,092,244

EXPENDITURES
CHILD ABUSE INVESTIGATIONS
AND GENERAL PROTECTIVE
SERVICES ASSESSMENTS

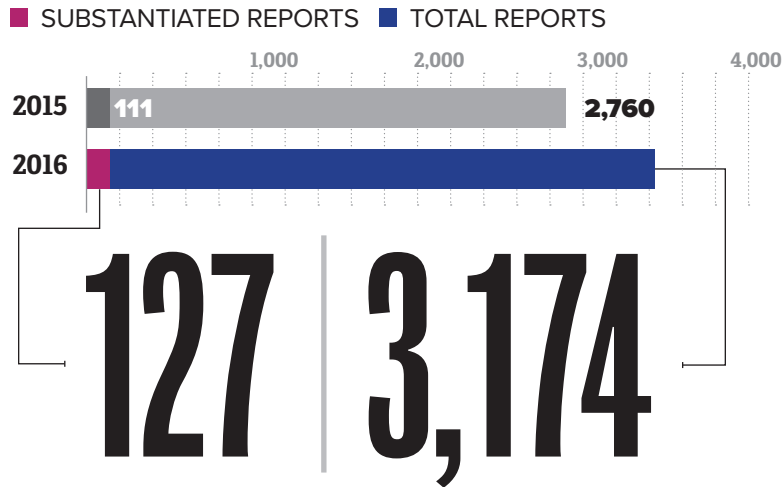
NOTE: In some reports, more than one child was assessed with valid allegations; therefore, the number of children assessed exceeds the number of valid assessed reports.

ALLEGHENY

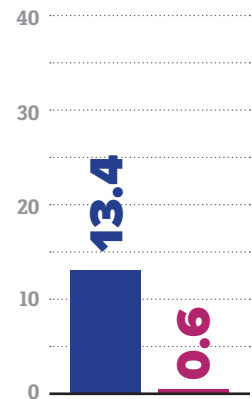


URBAN | POPULATION • 1,231,145 // POPULATION UNDER 18 • 236,269

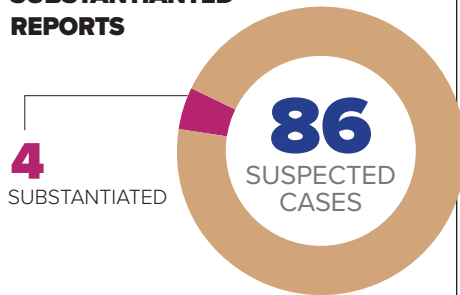
2016 REPORTS REPORTS OF CHILD ABUSE



CHILD ABUSE REPORTS PER 1,000 CHILDREN



CASES OF REPEAT ABUSE SUBSTANTIATED REPORTS



FATALITIES → 3 | 46
NEAR FATALITIES → 13 | 79

SUBSTANTIATED REPORTS BY GENDER OF VICTIM



72

FEMALE 56.7%



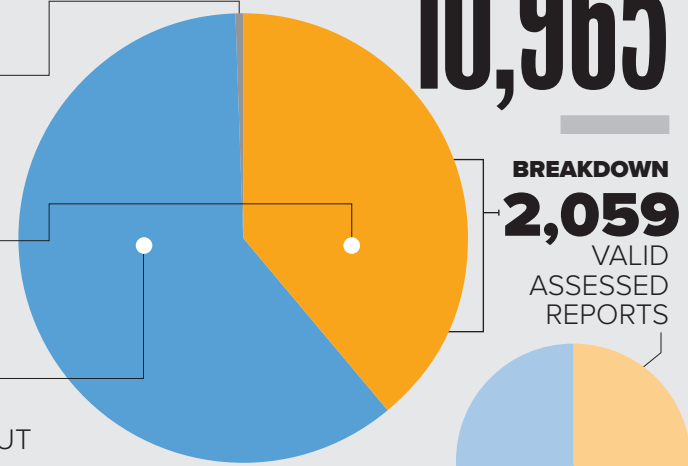
55

MALE 43.3%

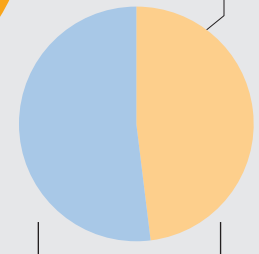
2016 REPORTS GENERAL PROTECTIVE SERVICES

43 AWAITING OUTCOME
4,294 ASSESSED
6,628 SCREENED OUT

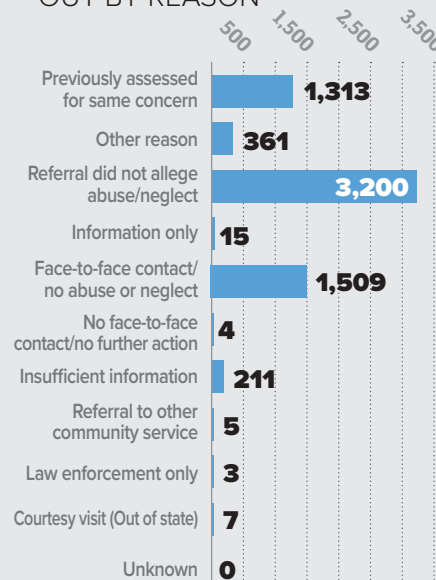
TOTAL REPORTS
10,965



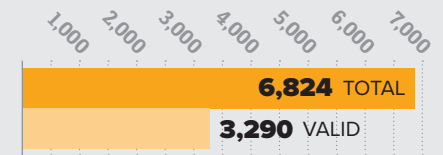
BREAKDOWN
2,059
VALID ASSESSED REPORTS



BREAKDOWN REPORTS SCREENED OUT BY REASON



BREAKDOWN CHILDREN ASSESSED WITH VALID ALLEGATIONS



CHILDREN ASSESSED PER 1,000 CHILDREN



\$49,451,075

EXPENDITURES
CHILD ABUSE INVESTIGATIONS
AND GENERAL PROTECTIVE
SERVICES ASSESSMENTS

NOTE: In some reports, more than one child was assessed with valid allegations; therefore, the number of children assessed exceeds the number of valid assessed reports.

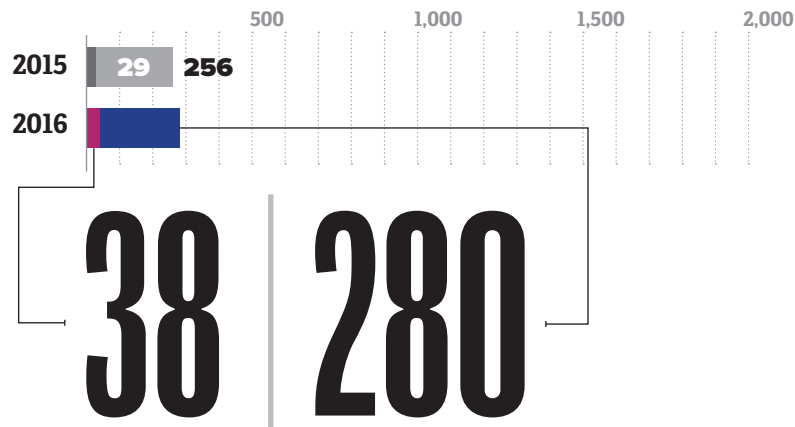
ARMSTRONG



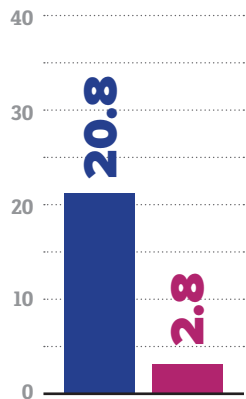
RURAL | POPULATION • 67,979 // POPULATION UNDER 18 • 13,450

2016 REPORTS REPORTS OF CHILD ABUSE

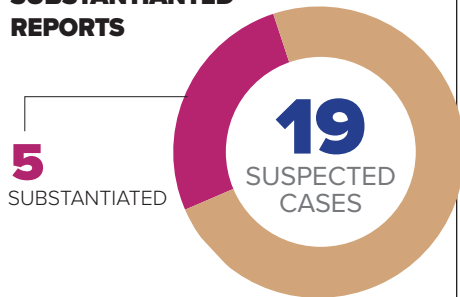
■ SUBSTANTIATED REPORTS ■ TOTAL REPORTS



CHILD ABUSE REPORTS PER 1,000 CHILDREN



CASES OF REPEAT ABUSE SUBSTANTIATED REPORTS



FATALITIES → 1 | 46
NEAR FATALITIES → 0 | 79

SUBSTANTIATED REPORTS BY GENDER OF VICTIM



28
FEMALE
73.7%



10
MALE
26.3%

2016 REPORTS GENERAL PROTECTIVE SERVICES

TOTAL REPORTS
825

0
AWAITING
OUTCOME

585
ASSESSED

240
SCREENED OUT

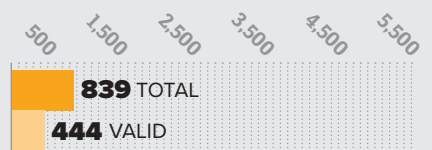
BREAKDOWN
298
VALID
ASSESSED
REPORTS

BREAKDOWN REPORTS SCREENED OUT BY REASON

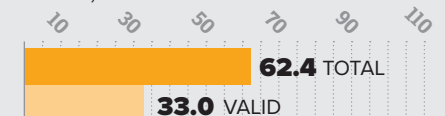


■ TOTAL
■ VALID
■ INVALID

BREAKDOWN CHILDREN ASSESSED WITH VALID ALLEGATIONS



CHILDREN ASSESSED PER 1,000 CHILDREN



\$779,018

EXPENDITURES
CHILD ABUSE INVESTIGATIONS
AND GENERAL PROTECTIVE
SERVICES ASSESSMENTS

NOTE: In some reports, more than one child was assessed with valid allegations; therefore, the number of children assessed exceeds the number of valid assessed reports.

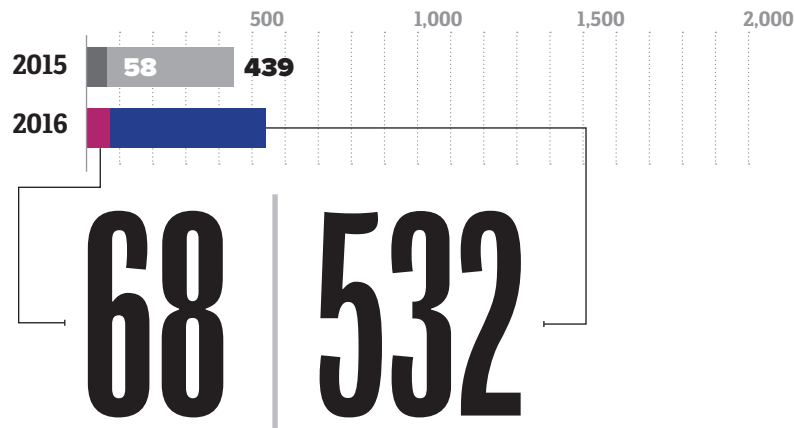
BEAVER



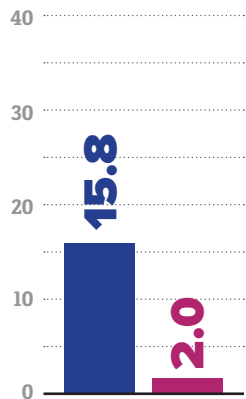
URBAN | POPULATION • 169,785 // POPULATION UNDER 18 • 33,728

2016 REPORTS REPORTS OF CHILD ABUSE

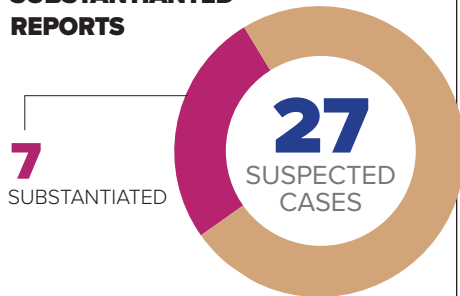
■ SUBSTANTIATED REPORTS ■ TOTAL REPORTS



CHILD ABUSE REPORTS PER 1,000 CHILDREN



CASES OF REPEAT ABUSE SUBSTANTIATED REPORTS



FATALITIES → 0 | 46
NEAR FATALITIES → 3 | 79

SUBSTANTIATED REPORTS BY GENDER OF VICTIM



45
FEMALE
66.2%



23
MALE
33.8%

2016 REPORTS GENERAL PROTECTIVE SERVICES

0
AWAITING
OUTCOME

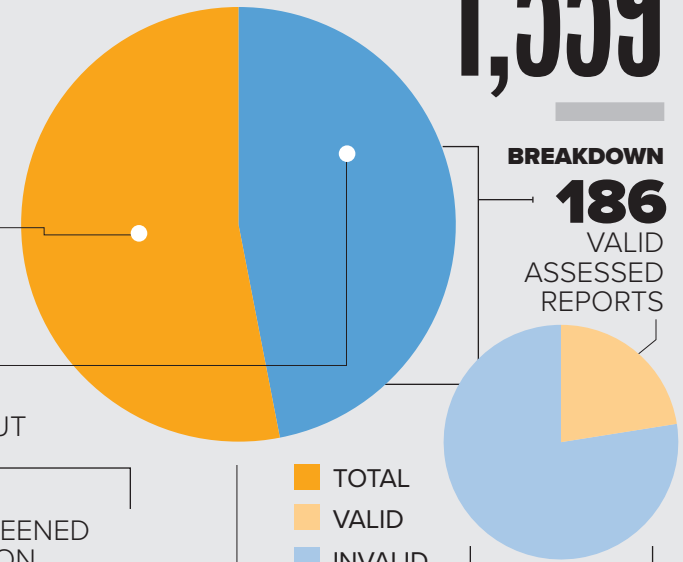
828
ASSESSED

731
SCREENED OUT

BREAKDOWN REPORTS SCREENED OUT BY REASON



TOTAL REPORTS
1,559



■ TOTAL
■ VALID
■ INVALID

BREAKDOWN CHILDREN ASSESSED WITH VALID ALLEGATIONS



CHILDREN ASSESSED PER 1,000 CHILDREN

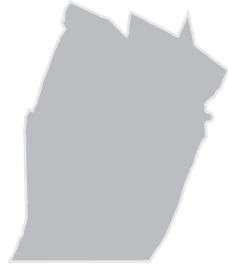


\$5,834,859

EXPENDITURES
CHILD ABUSE INVESTIGATIONS
AND GENERAL PROTECTIVE
SERVICES ASSESSMENTS

NOTE: In some reports, more than one child was assessed with valid allegations; therefore, the number of children assessed exceeds the number of valid assessed reports.


BEDFORD



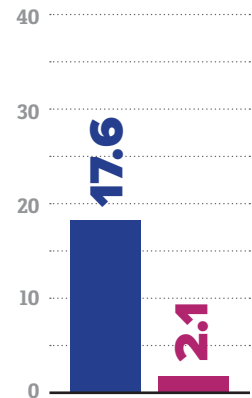
RURAL | POPULATION • 49,086 // POPULATION UNDER 18 • 10,257

2016 REPORTS REPORTS OF CHILD ABUSE

■ SUBSTANTIATED REPORTS ■ TOTAL REPORTS



CHILD ABUSE REPORTS PER 1,000 CHILDREN



CASES OF REPEAT ABUSE SUBSTANTIATED REPORTS



FATALITIES → 0 | 46
NEAR FATALITIES → 0 | 79

SUBSTANTIATED REPORTS BY GENDER OF VICTIM



18

FEMALE 81.8%



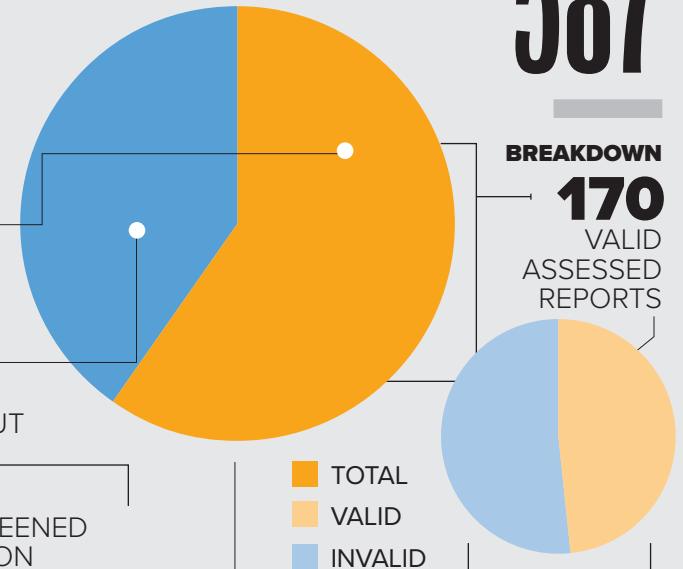
4

MALE 18.2%

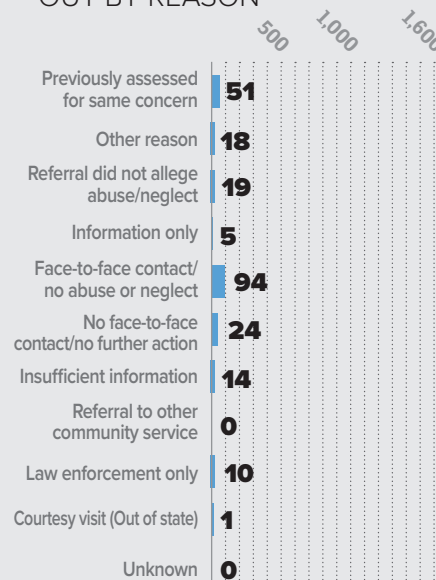
2016 REPORTS GENERAL PROTECTIVE SERVICES

TOTAL REPORTS
587

0 AWAITING OUTCOME
351 ASSESSED
236 SCREENED OUT



BREAKDOWN REPORTS SCREENED OUT BY REASON

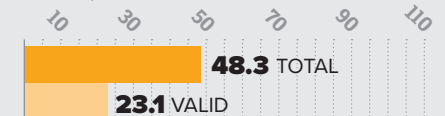


■ TOTAL
■ VALID
■ INVALID

BREAKDOWN CHILDREN ASSESSED WITH VALID ALLEGATIONS



CHILDREN ASSESSED PER 1,000 CHILDREN

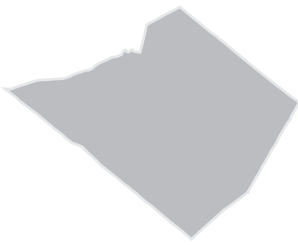


\$427,172

EXPENDITURES
CHILD ABUSE INVESTIGATIONS
AND GENERAL PROTECTIVE
SERVICES ASSESSMENTS

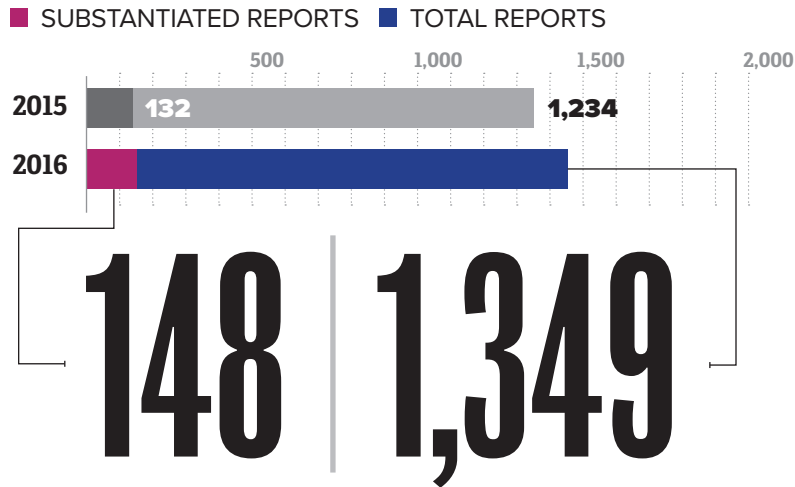
NOTE: In some reports, more than one child was assessed with valid allegations; therefore, the number of children assessed exceeds the number of valid assessed reports.

BERKS

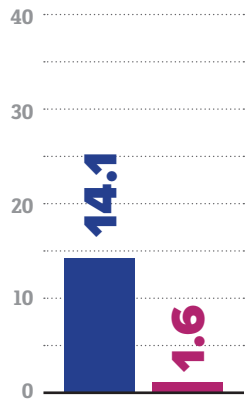


URBAN | POPULATION • 413,965 // POPULATION UNDER 18 • 95,442

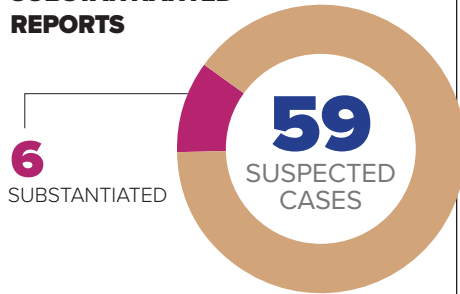
2016 REPORTS REPORTS OF CHILD ABUSE



CHILD ABUSE REPORTS PER 1,000 CHILDREN



CASES OF REPEAT ABUSE SUBSTANTIATED REPORTS



FATALITIES → 4 | 46
NEAR FATALITIES → 3 | 79

SUBSTANTIATED REPORTS BY GENDER OF VICTIM



98
FEMALE
66.2%



50
MALE
33.8%

2016 REPORTS GENERAL PROTECTIVE SERVICES

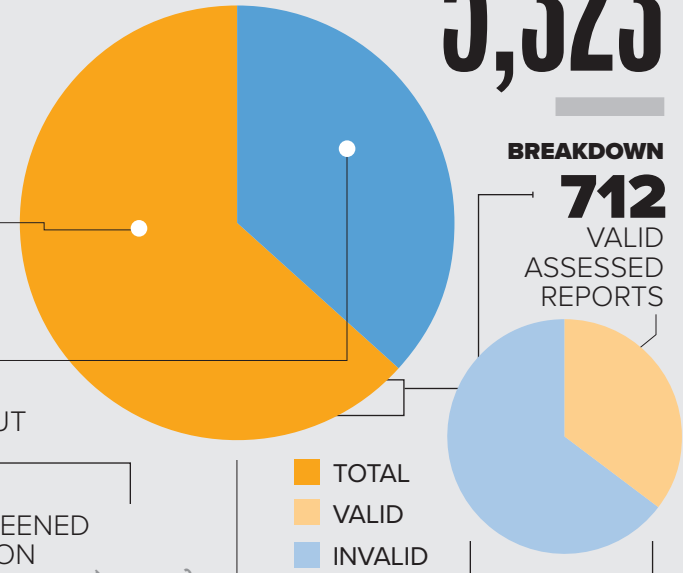
0
AWAITING
OUTCOME

1,966
ASSESSED

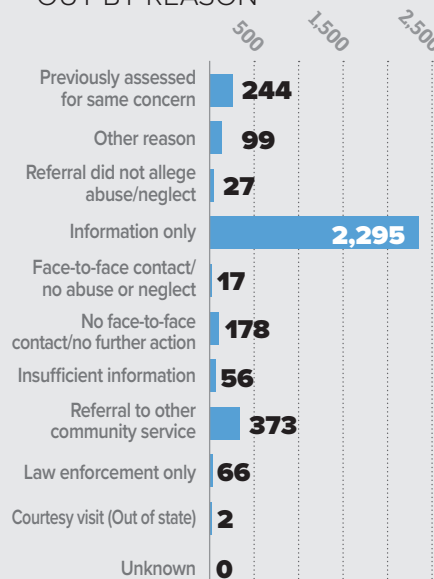
3,357
SCREENED OUT

TOTAL REPORTS
5,323

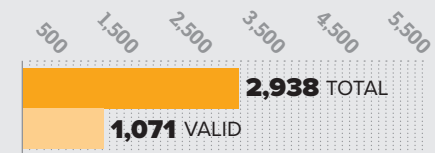
BREAKDOWN
712
VALID
ASSESSED
REPORTS



BREAKDOWN REPORTS SCREENED OUT BY REASON



BREAKDOWN CHILDREN ASSESSED WITH VALID ALLEGATIONS



CHILDREN ASSESSED PER 1,000 CHILDREN



\$4,105,506

EXPENDITURES
CHILD ABUSE INVESTIGATIONS
AND GENERAL PROTECTIVE
SERVICES ASSESSMENTS

NOTE: In some reports, more than one child was assessed with valid allegations; therefore, the number of children assessed exceeds the number of valid assessed reports.

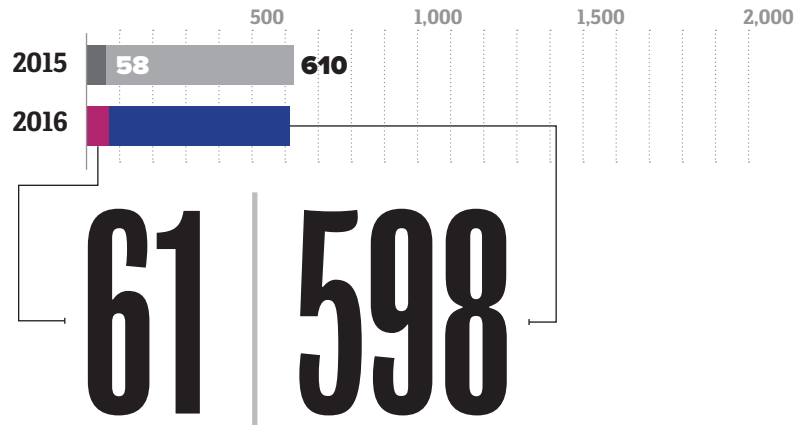
BLAIR



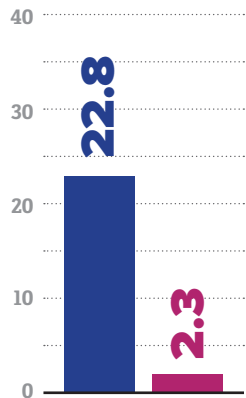
RURAL | POPULATION • 126,448 // POPULATION UNDER 18 • 26,215

2016 REPORTS REPORTS OF CHILD ABUSE

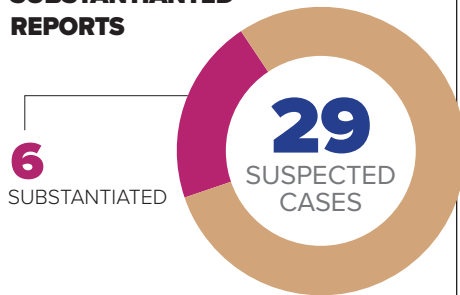
■ SUBSTANTIATED REPORTS ■ TOTAL REPORTS



CHILD ABUSE REPORTS PER 1,000 CHILDREN



CASES OF REPEAT ABUSE SUBSTANTIATED REPORTS



FATALITIES → 0 | 46
NEAR FATALITIES → 2 | 79

SUBSTANTIATED REPORTS BY GENDER OF VICTIM



41

FEMALE
67.2%

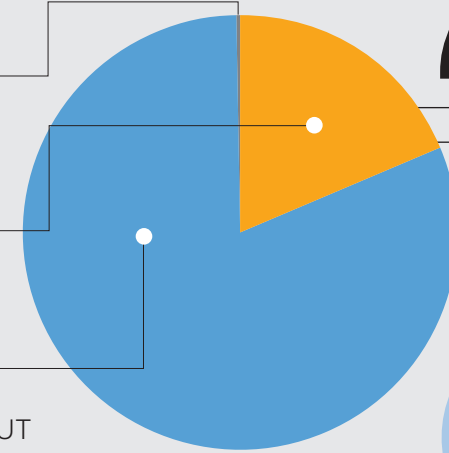


20

MALE
32.8%

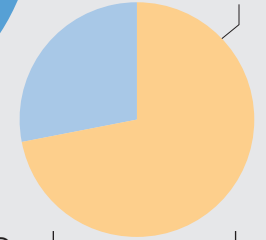
2016 REPORTS GENERAL PROTECTIVE SERVICES

2 AWAITING
OUTCOME
412 ASSESSED
1,786 SCREENED OUT



TOTAL REPORTS
2,200

BREAKDOWN
300
VALID
ASSESSED
REPORTS



BREAKDOWN REPORTS SCREENED OUT BY REASON



BREAKDOWN CHILDREN ASSESSED WITH VALID ALLEGATIONS



CHILDREN ASSESSED PER 1,000 CHILDREN




\$1,881,617

EXPENDITURES
CHILD ABUSE INVESTIGATIONS
AND GENERAL PROTECTIVE
SERVICES ASSESSMENTS

NOTE: In some reports, more than one child was assessed with valid allegations; therefore, the number of children assessed exceeds the number of valid assessed reports.

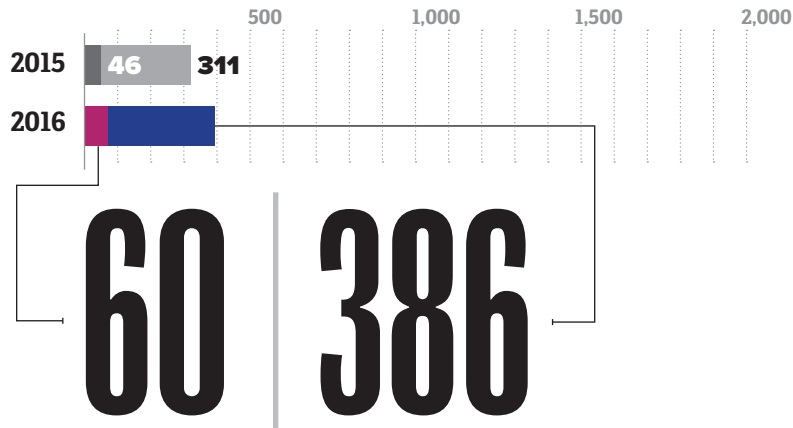
BRADFORD



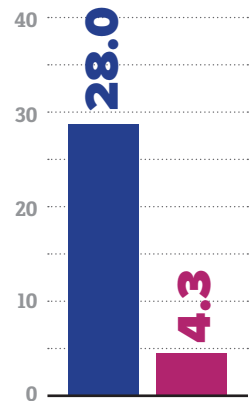
RURAL | POPULATION • 62,228 // POPULATION UNDER 18 • 13,809

2016 REPORTS REPORTS OF CHILD ABUSE

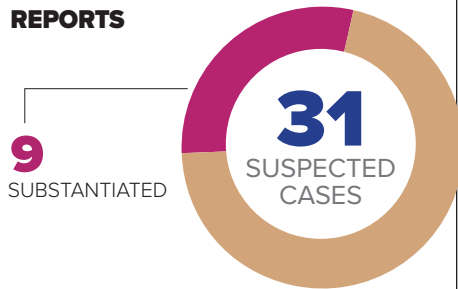
■ SUBSTANTIATED REPORTS ■ TOTAL REPORTS



CHILD ABUSE REPORTS PER 1,000 CHILDREN



CASES OF REPEAT ABUSE SUBSTANTIATED REPORTS



FATALITIES → 0 | 46
NEAR FATALITIES → 2 | 79

SUBSTANTIATED REPORTS BY GENDER OF VICTIM



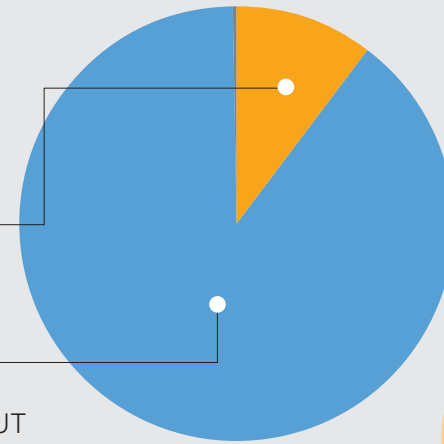
40
FEMALE
66.7%



20
MALE
33.3%

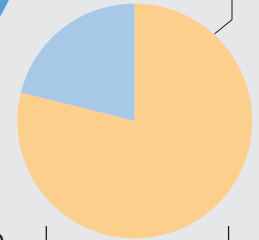
2016 REPORTS GENERAL PROTECTIVE SERVICES

1 AWAITING OUTCOME
172 ASSESSED
1,475 SCREENED OUT

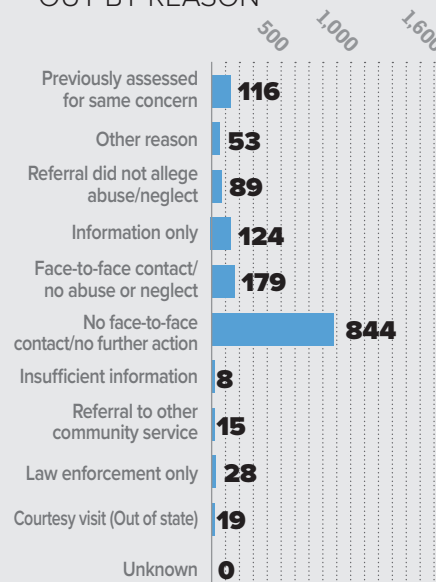


TOTAL REPORTS
1,648

BREAKDOWN
136
VALID ASSESSED REPORTS




BREAKDOWN REPORTS SCREENED OUT BY REASON



BREAKDOWN CHILDREN ASSESSED WITH VALID ALLEGATIONS



CHILDREN ASSESSED PER 1,000 CHILDREN



\$1,210,459

EXPENDITURES
CHILD ABUSE INVESTIGATIONS
AND GENERAL PROTECTIVE
SERVICES ASSESSMENTS

NOTE: In some reports, more than one child was assessed with valid allegations; therefore, the number of children assessed exceeds the number of valid assessed reports.

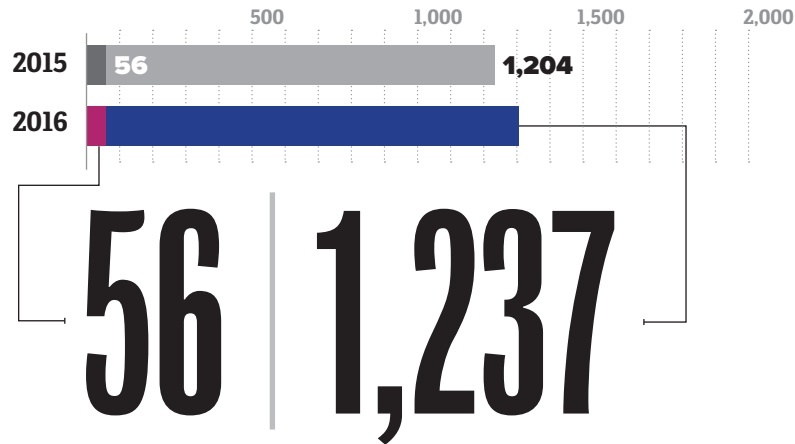
BUCKS



URBAN | POPULATION • 626,583 // POPULATION UNDER 18 • 136,321

2016 REPORTS REPORTS OF CHILD ABUSE

■ SUBSTANTIATED REPORTS ■ TOTAL REPORTS



SUBSTANTIATED REPORTS BY GENDER OF VICTIM



35


FEMALE
62.5%



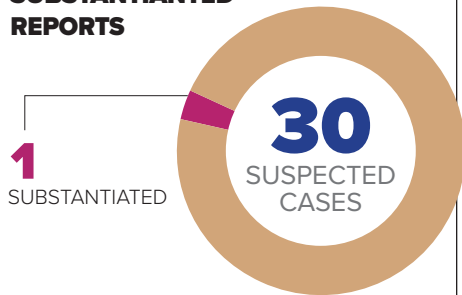
21

MALE
37.5%

CHILD ABUSE REPORTS PER 1,000 CHILDREN



CASES OF REPEAT ABUSE SUBSTANTIATED REPORTS



FATALITIES → 1 | 46

NEAR FATALITIES → 3 | 79

2016 REPORTS GENERAL PROTECTIVE SERVICES

23

AWAITING
OUTCOME

2,983

ASSESSED

1,326

SCREENED OUT

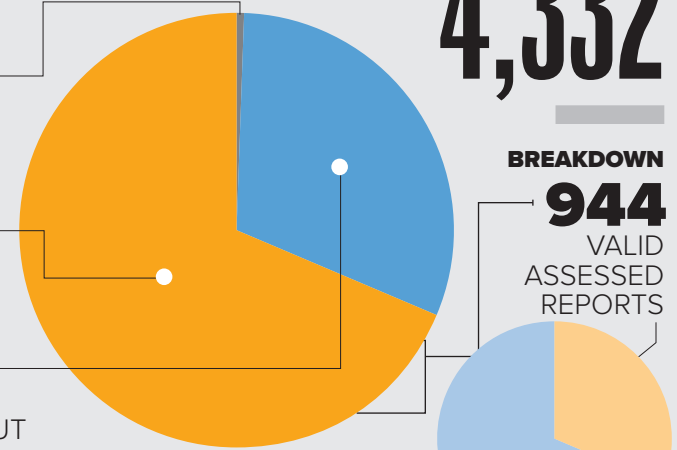
TOTAL REPORTS

4,332

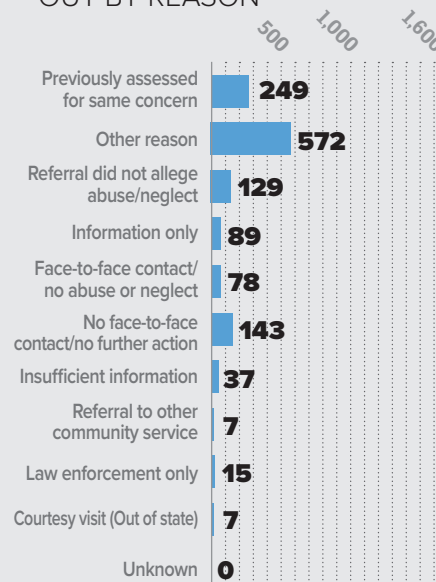
BREAKDOWN

944

VALID
ASSESSED
REPORTS

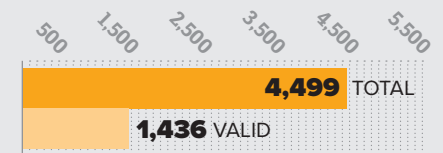


BREAKDOWN REPORTS SCREENED OUT BY REASON



■ TOTAL
■ VALID
■ INVALID

BREAKDOWN CHILDREN ASSESSED WITH VALID ALLEGATIONS



CHILDREN ASSESSED PER 1,000 CHILDREN



\$11,488,413

EXPENDITURES
CHILD ABUSE INVESTIGATIONS
AND GENERAL PROTECTIVE
SERVICES ASSESSMENTS

NOTE: In some reports, more than one child was assessed with valid allegations; therefore, the number of children assessed exceeds the number of valid assessed reports.

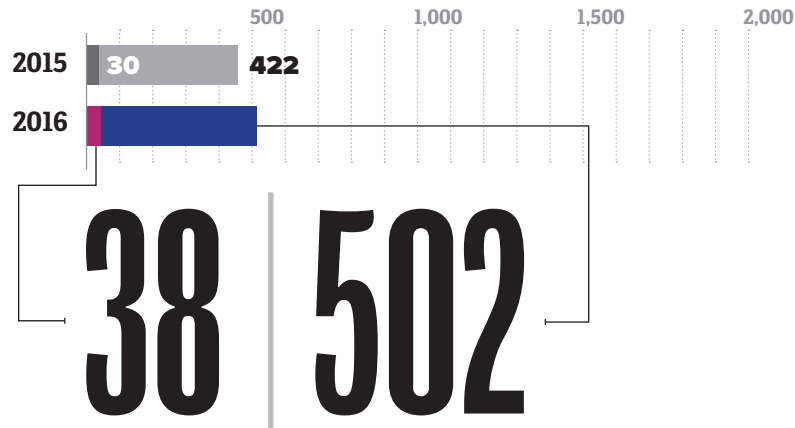
BUTLER



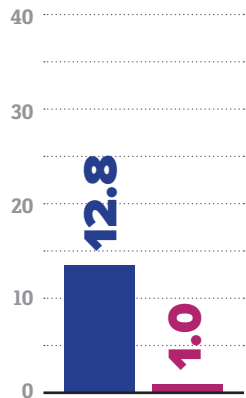
RURAL | POPULATION • 185,689 // POPULATION UNDER 18 • 39,371

2016 REPORTS REPORTS OF CHILD ABUSE

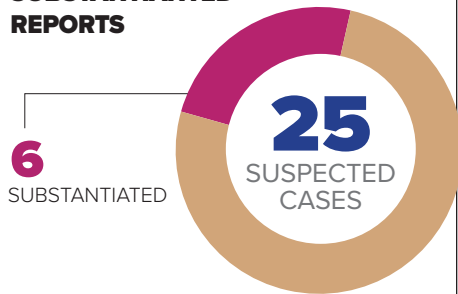
■ SUBSTANTIATED REPORTS ■ TOTAL REPORTS



CHILD ABUSE REPORTS PER 1,000 CHILDREN



CASES OF REPEAT ABUSE SUBSTANTIATED REPORTS



FATALITIES → 0 | 46
NEAR FATALITIES → 0 | 79

SUBSTANTIATED REPORTS BY GENDER OF VICTIM



24

FEMALE
63.4%

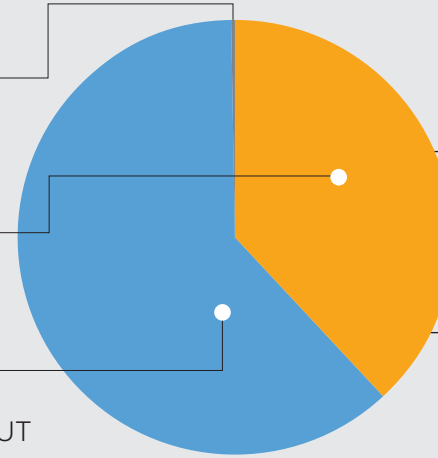


14

MALE
36.6%

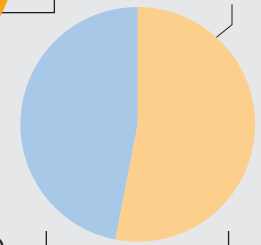
2016 REPORTS GENERAL PROTECTIVE SERVICES

1 AWAITING OUTCOME
496 ASSESSED
807 SCREENED OUT



TOTAL REPORTS
1,304

BREAKDOWN
264
VALID
ASSESSED
REPORTS



BREAKDOWN REPORTS SCREENED OUT BY REASON



BREAKDOWN CHILDREN ASSESSED WITH VALID ALLEGATIONS



CHILDREN ASSESSED PER 1,000 CHILDREN



\$2,419,674

EXPENDITURES
CHILD ABUSE INVESTIGATIONS
AND GENERAL PROTECTIVE
SERVICES ASSESSMENTS

NOTE: In some reports, more than one child was assessed with valid allegations; therefore, the number of children assessed exceeds the number of valid assessed reports.

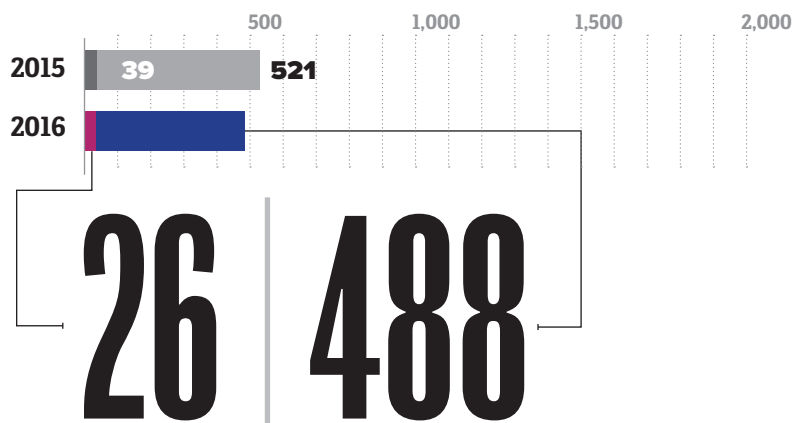
CAMBRIA



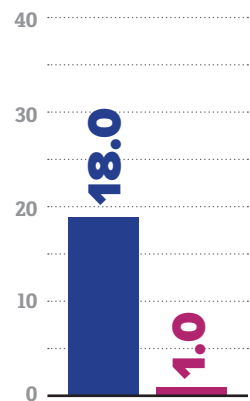
RURAL | POPULATION • 139,381 // POPULATION UNDER 18 • 27,055

2016 REPORTS REPORTS OF CHILD ABUSE

■ SUBSTANTIATED REPORTS ■ TOTAL REPORTS



CHILD ABUSE REPORTS PER 1,000 CHILDREN



CASES OF REPEAT ABUSE SUBSTANTIATED REPORTS



FATALITIES → 1 | 46
NEAR FATALITIES → 2 | 79

SUBSTANTIATED REPORTS BY GENDER OF VICTIM



17

FEMALE
65.4%



9

MALE
34.6%

2016 REPORTS GENERAL PROTECTIVE SERVICES

10

AWAITING
OUTCOME

1,316

ASSESSED

462

SCREENED OUT

BREAKDOWN REPORTS SCREENED OUT BY REASON



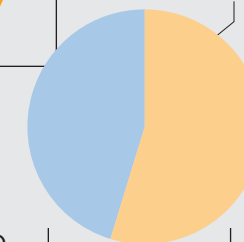
TOTAL REPORTS

1,788

BREAKDOWN

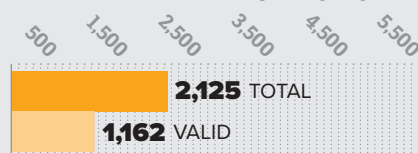
730

VALID
ASSESSED
REPORTS

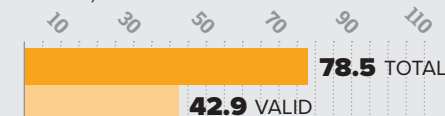


■ TOTAL
■ VALID
■ INVALID

BREAKDOWN CHILDREN ASSESSED WITH VALID ALLEGATIONS



CHILDREN ASSESSED PER 1,000 CHILDREN



\$2,699,287

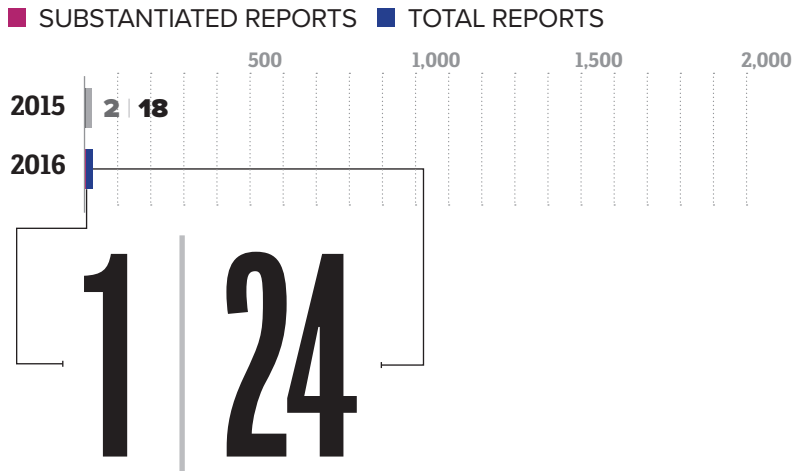
EXPENDITURES
CHILD ABUSE INVESTIGATIONS
AND GENERAL PROTECTIVE
SERVICES ASSESSMENTS

NOTE: In some reports, more than one child was assessed with valid allegations; therefore, the number of children assessed exceeds the number of valid assessed reports.

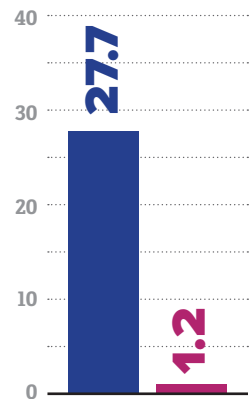
CAMERON

RURAL | POPULATION • 4,869 // POPULATION UNDER 18 • 866

2016 REPORTS REPORTS OF CHILD ABUSE



CHILD ABUSE REPORTS PER 1,000 CHILDREN



CASES OF REPEAT ABUSE SUBSTANTIATED REPORTS



FATALITIES → 0 | 46
NEAR FATALITIES → 0 | 79

SUBSTANTIATED REPORTS BY GENDER OF VICTIM



1

FEMALE
100%

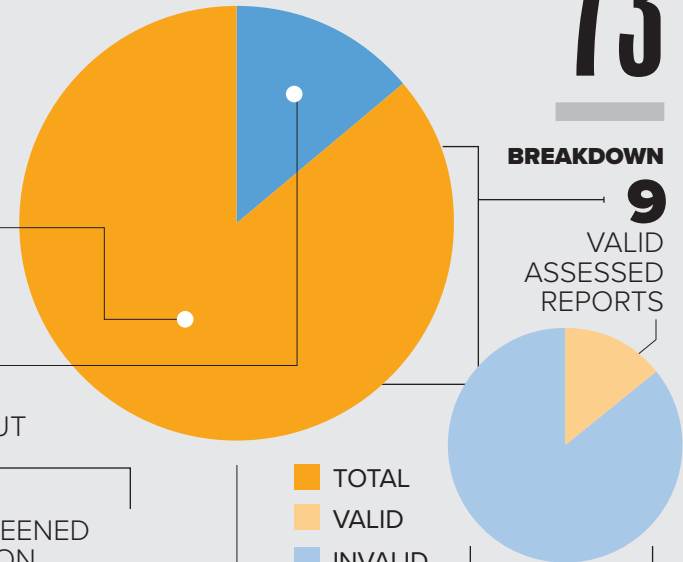


0
MALE
0%

2016 REPORTS GENERAL PROTECTIVE SERVICES

TOTAL REPORTS
73

0 AWAITING
OUTCOME
63 ASSESSED
10 SCREENED OUT



BREAKDOWN REPORTS SCREENED OUT BY REASON

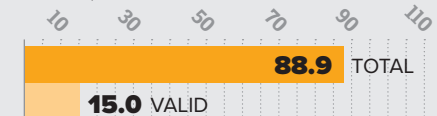


TOTAL
VALID
INVALID

BREAKDOWN CHILDREN ASSESSED WITH VALID ALLEGATIONS



CHILDREN ASSESSED PER 1,000 CHILDREN



\$218,685

EXPENDITURES
CHILD ABUSE INVESTIGATIONS
AND GENERAL PROTECTIVE
SERVICES ASSESSMENTS

NOTE: In some reports, more than one child was assessed with valid allegations; therefore, the number of children assessed exceeds the number of valid assessed reports.

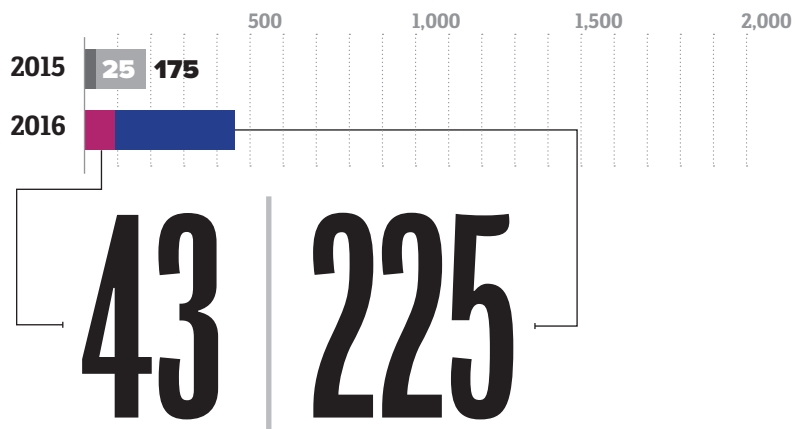
CARBON



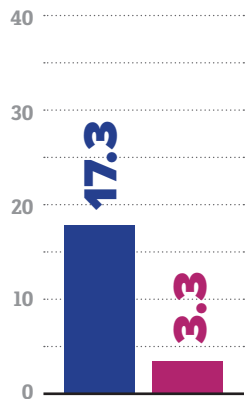
RURAL | POPULATION • 64,634 // POPULATION UNDER 18 • 12,973

2016 REPORTS REPORTS OF CHILD ABUSE

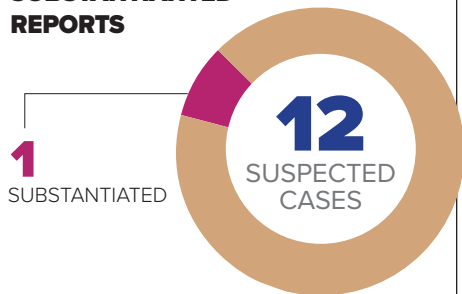
■ SUBSTANTIATED REPORTS ■ TOTAL REPORTS



CHILD ABUSE REPORTS PER 1,000 CHILDREN



CASES OF REPEAT ABUSE SUBSTANTIATED REPORTS



FATALITIES → 0 | 46
NEAR FATALITIES → 0 | 79

SUBSTANTIATED REPORTS BY GENDER OF VICTIM



28

FEMALE
65.1%



15

MALE
34.9%

2016 REPORTS GENERAL PROTECTIVE SERVICES

111

AWAITING
OUTCOME

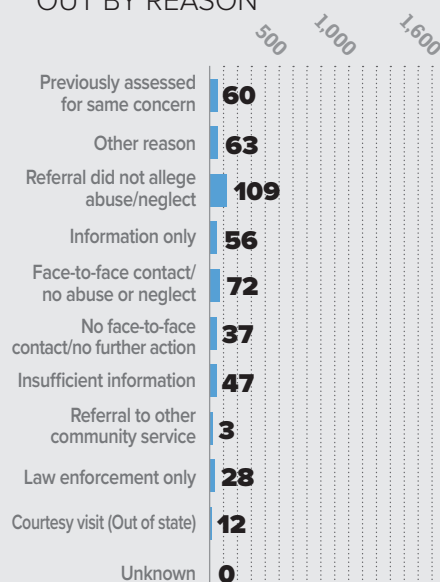
661

ASSESSED

487

SCREENED OUT

BREAKDOWN REPORTS SCREENED OUT BY REASON

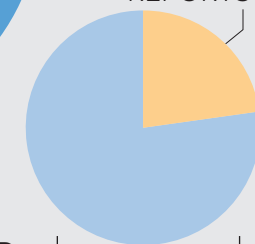


TOTAL REPORTS

1,259

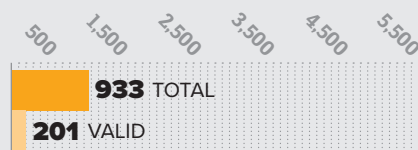
BREAKDOWN

151
VALID
ASSESSED
REPORTS



■ TOTAL
■ VALID
■ INVALID

BREAKDOWN CHILDREN ASSESSED WITH VALID ALLEGATIONS



CHILDREN ASSESSED PER 1,000 CHILDREN

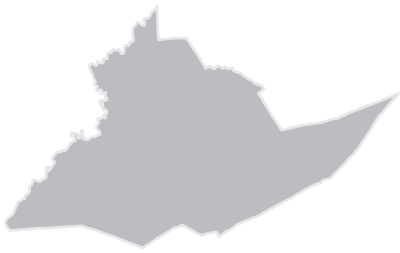


\$229,983

EXPENDITURES
CHILD ABUSE INVESTIGATIONS
AND GENERAL PROTECTIVE
SERVICES ASSESSMENTS

NOTE: In some reports, more than one child was assessed with valid allegations; therefore, the number of children assessed exceeds the number of valid assessed reports.

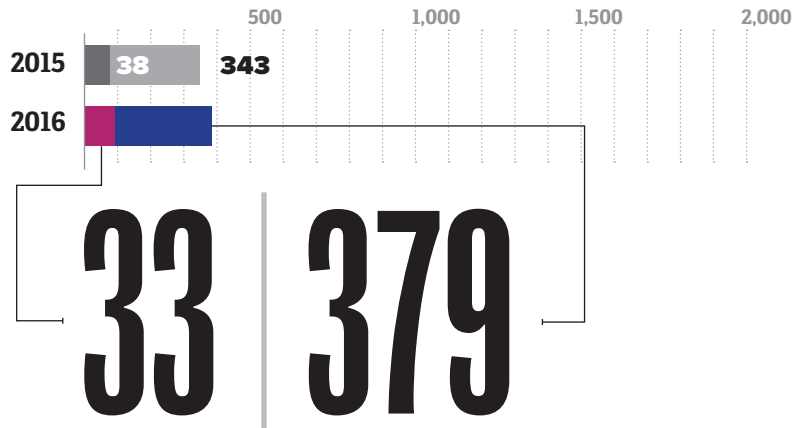
CENTRE



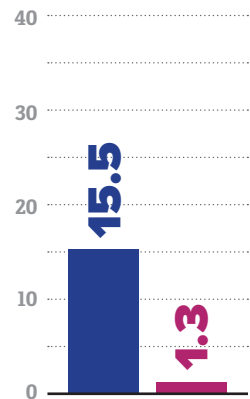
RURAL | POPULATION • 157,823 // POPULATION UNDER 18 • 24,476

2016 REPORTS REPORTS OF CHILD ABUSE

■ SUBSTANTIATED REPORTS ■ TOTAL REPORTS



CHILD ABUSE REPORTS PER 1,000 CHILDREN



CASES OF REPEAT ABUSE SUBSTANTIATED REPORTS



FATALITIES → 0 | 46
NEAR FATALITIES → 0 | 79

SUBSTANTIATED REPORTS BY GENDER OF VICTIM



26
FEMALE
78.8%



7
MALE
21.2%

2016 REPORTS GENERAL PROTECTIVE SERVICES

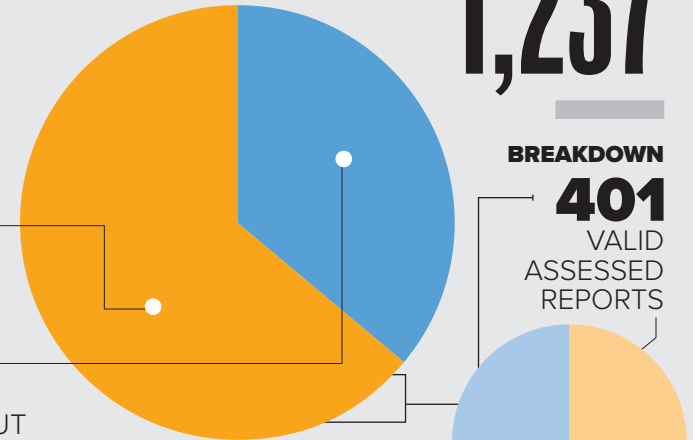
0
AWAITING
OUTCOME

793
ASSESSED

444
SCREENED OUT

TOTAL REPORTS
1,237

BREAKDOWN
401
VALID
ASSESSED
REPORTS



BREAKDOWN REPORTS SCREENED OUT BY REASON

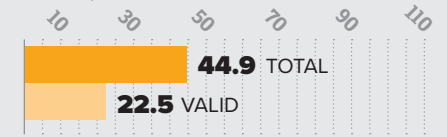


■ TOTAL
■ VALID
■ INVALID

BREAKDOWN CHILDREN ASSESSED WITH VALID ALLEGATIONS



CHILDREN ASSESSED PER 1,000 CHILDREN



\$997,392

EXPENDITURES
CHILD ABUSE INVESTIGATIONS
AND GENERAL PROTECTIVE
SERVICES ASSESSMENTS

NOTE: In some reports, more than one child was assessed with valid allegations; therefore, the number of children assessed exceeds the number of valid assessed reports.

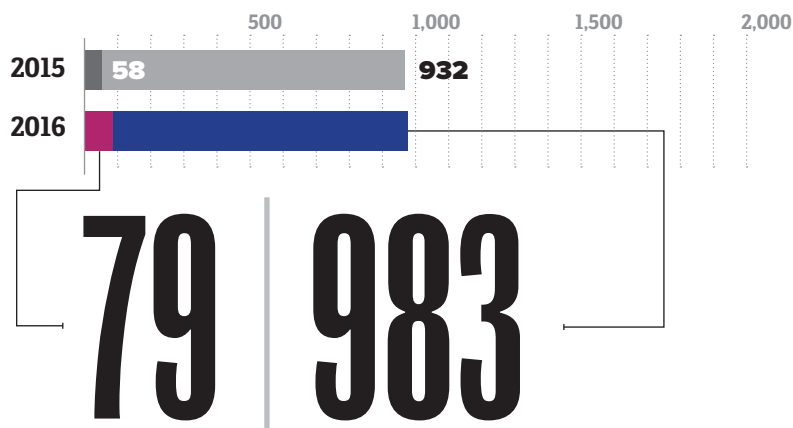
CHESTER




URBAN | POPULATION • 509,797 // POPULATION UNDER 18 • 121,231

2016 REPORTS REPORTS OF CHILD ABUSE

■ SUBSTANTIATED REPORTS ■ TOTAL REPORTS



CHILD ABUSE REPORTS PER 1,000 CHILDREN



CASES OF REPEAT ABUSE SUBSTANTIATED REPORTS



FATALITIES → 0 | 46
NEAR FATALITIES → 1 | 79

SUBSTANTIATED REPORTS BY GENDER OF VICTIM



52

FEMALE
65.8%



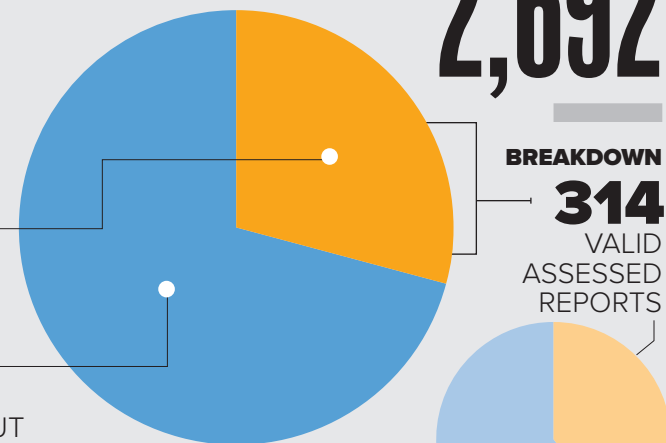
27

MALE
34.2%

2016 REPORTS GENERAL PROTECTIVE SERVICES

0 AWAITING OUTCOME
791 ASSESSED
1,901 SCREENED OUT

TOTAL REPORTS
2,692

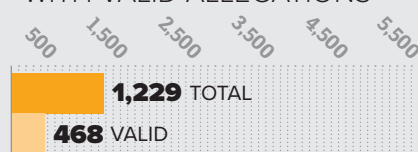


BREAKDOWN REPORTS SCREENED OUT BY REASON



■ TOTAL
■ VALID
■ INVALID

BREAKDOWN CHILDREN ASSESSED WITH VALID ALLEGATIONS



CHILDREN ASSESSED PER 1,000 CHILDREN



\$1,939,187

EXPENDITURES
CHILD ABUSE INVESTIGATIONS
AND GENERAL PROTECTIVE
SERVICES ASSESSMENTS

NOTE: In some reports, more than one child was assessed with valid allegations; therefore, the number of children assessed exceeds the number of valid assessed reports.

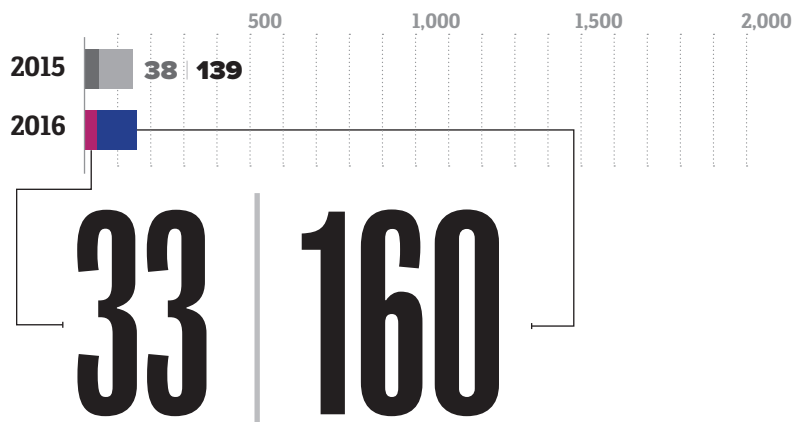
CLARION



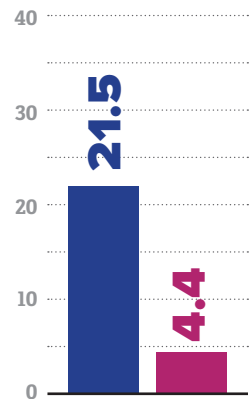
RURAL | POPULATION • 39,454 // POPULATION UNDER 18 • 7,454

2016 REPORTS REPORTS OF CHILD ABUSE

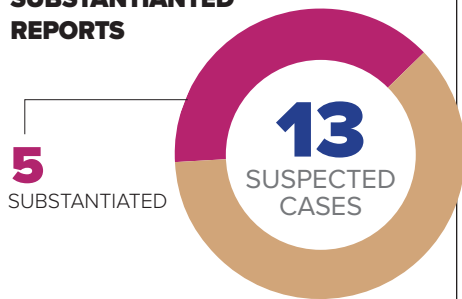
■ SUBSTANTIATED REPORTS ■ TOTAL REPORTS



CHILD ABUSE REPORTS PER 1,000 CHILDREN



CASES OF REPEAT ABUSE SUBSTANTIATED REPORTS



FATALITIES → 0 | 46
NEAR FATALITIES → 0 | 79

SUBSTANTIATED REPORTS BY GENDER OF VICTIM



19

FEMALE 57.6%



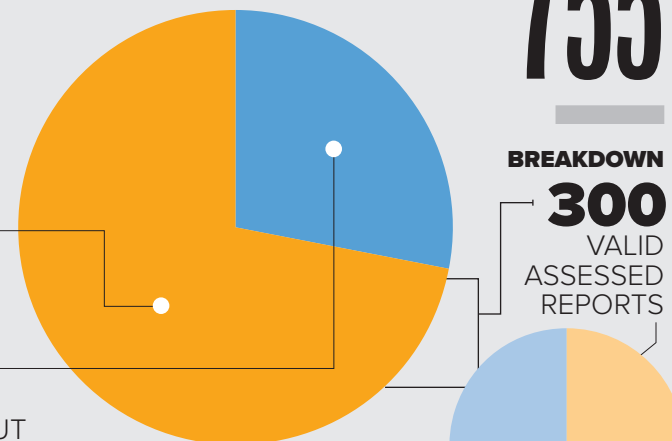
14

MALE 42.4%

2016 REPORTS GENERAL PROTECTIVE SERVICES

TOTAL REPORTS
755

0 AWAITING OUTCOME
544 ASSESSED
211 SCREENED OUT



BREAKDOWN REPORTS SCREENED OUT BY REASON




■ TOTAL
■ VALID
■ INVALID

BREAKDOWN CHILDREN ASSESSED WITH VALID ALLEGATIONS



CHILDREN ASSESSED PER 1,000 CHILDREN



\$1,324,692

EXPENDITURES
CHILD ABUSE INVESTIGATIONS
AND GENERAL PROTECTIVE
SERVICES ASSESSMENTS

NOTE: In some reports, more than one child was assessed with valid allegations; therefore, the number of children assessed exceeds the number of valid assessed reports.

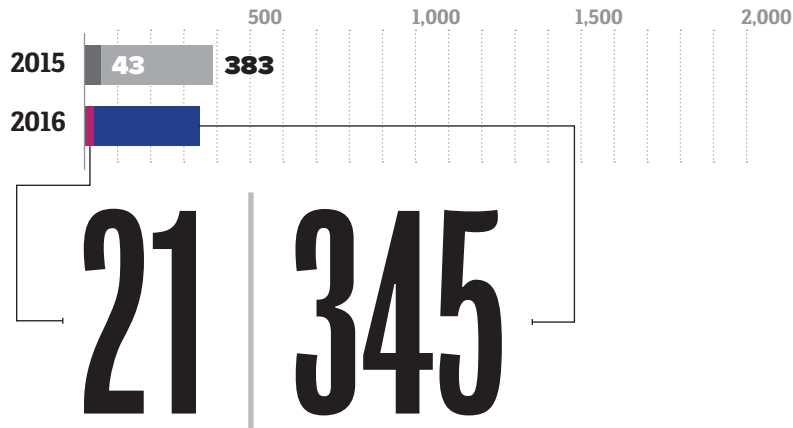
CLEARFIELD



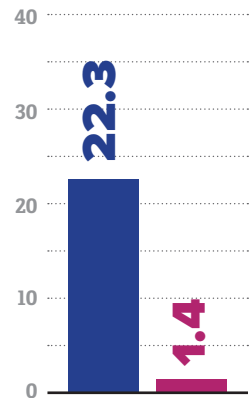
RURAL | POPULATION • 81,343 // POPULATION UNDER 18 • 15,463

2016 REPORTS REPORTS OF CHILD ABUSE

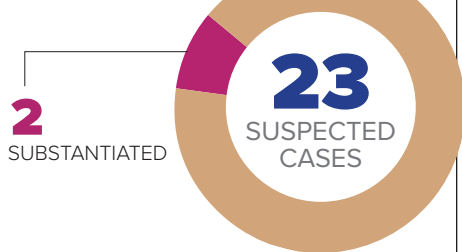
■ SUBSTANTIATED REPORTS ■ TOTAL REPORTS



CHILD ABUSE REPORTS PER 1,000 CHILDREN



CASES OF REPEAT ABUSE SUBSTANTIATED REPORTS



FATALITIES → 0 | 46
NEAR FATALITIES → 1 | 79

SUBSTANTIATED REPORTS BY GENDER OF VICTIM



14

FEMALE 66.7%



7

MALE 33.3%

2016 REPORTS GENERAL PROTECTIVE SERVICES

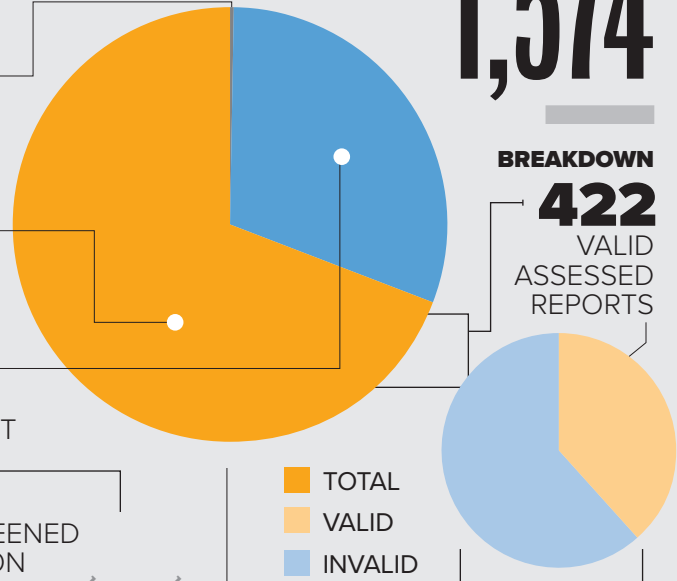
1 AWAITING OUTCOME

1,092 ASSESSED

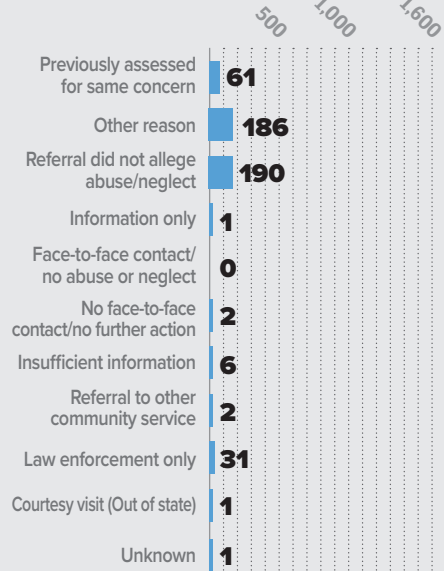
481 SCREENED OUT

TOTAL REPORTS
1,574

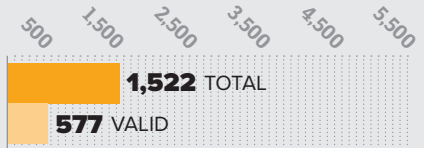
BREAKDOWN
422
VALID ASSESSED REPORTS



BREAKDOWN REPORTS SCREENED OUT BY REASON



BREAKDOWN CHILDREN ASSESSED WITH VALID ALLEGATIONS



CHILDREN ASSESSED PER 1,000 CHILDREN



\$1,498,182

EXPENDITURES
CHILD ABUSE INVESTIGATIONS
AND GENERAL PROTECTIVE
SERVICES ASSESSMENTS

NOTE: In some reports, more than one child was assessed with valid allegations; therefore, the number of children assessed exceeds the number of valid assessed reports.

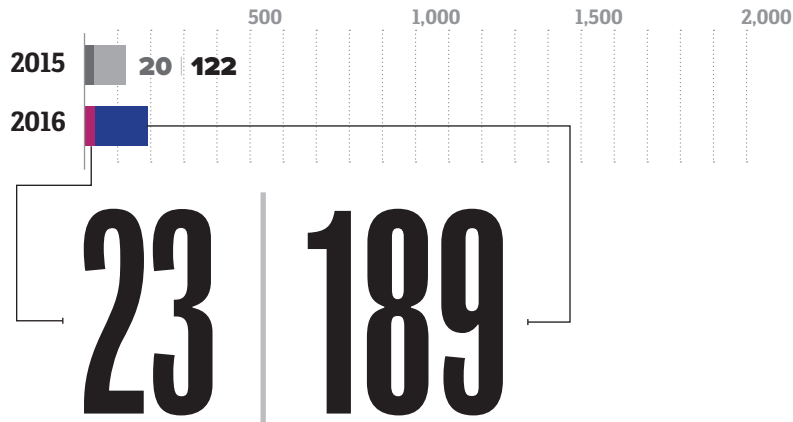
CLINTON



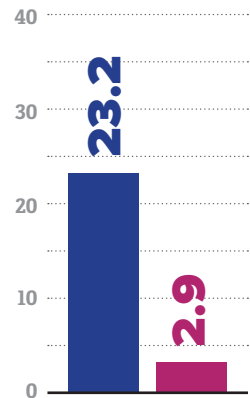
RURAL | POPULATION • 39,614 // POPULATION UNDER 18 • 8,156

2016 REPORTS REPORTS OF CHILD ABUSE

■ SUBSTANTIATED REPORTS ■ TOTAL REPORTS



CHILD ABUSE REPORTS PER 1,000 CHILDREN



CASES OF REPEAT ABUSE SUBSTANTIATED REPORTS



FATALITIES → 0 | 46
NEAR FATALITIES → 0 | 79

SUBSTANTIATED REPORTS BY GENDER OF VICTIM



9

FEMALE
39.1%



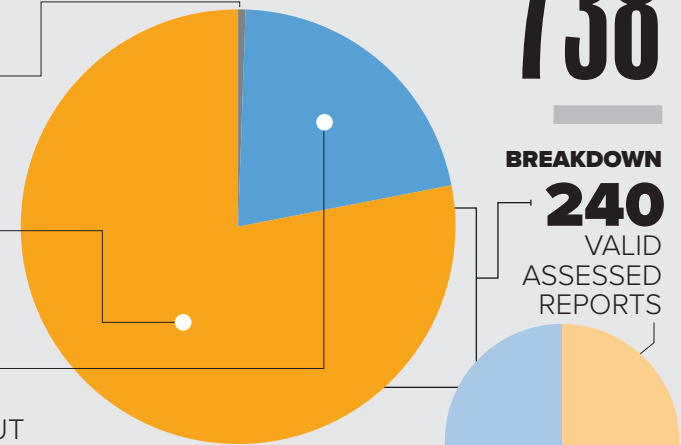
14

MALE
60.9%

2016 REPORTS GENERAL PROTECTIVE SERVICES

TOTAL REPORTS
738

3 AWAITING OUTCOME
577 ASSESSED
158 SCREENED OUT

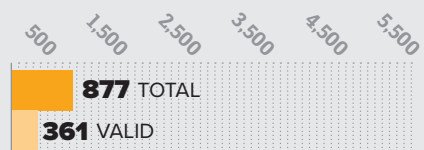


BREAKDOWN REPORTS SCREENED OUT BY REASON




■ TOTAL
■ VALID
■ INVALID

BREAKDOWN CHILDREN ASSESSED WITH VALID ALLEGATIONS



CHILDREN ASSESSED PER 1,000 CHILDREN



\$548,986

EXPENDITURES
CHILD ABUSE INVESTIGATIONS
AND GENERAL PROTECTIVE
SERVICES ASSESSMENTS

NOTE: In some reports, more than one child was assessed with valid allegations; therefore, the number of children assessed exceeds the number of valid assessed reports.

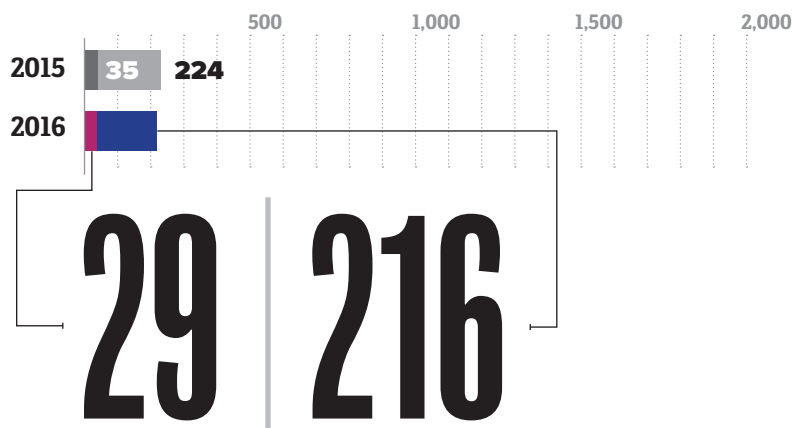
COLUMBIA



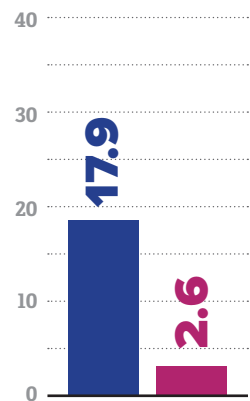
RURAL | POPULATION • 66,912 // POPULATION UNDER 18 • 12,087

2016 REPORTS REPORTS OF CHILD ABUSE

■ SUBSTANTIATED REPORTS ■ TOTAL REPORTS



CHILD ABUSE REPORTS PER 1,000 CHILDREN



CASES OF REPEAT ABUSE SUBSTANTIATED REPORTS



FATALITIES → 0 | 46
NEAR FATALITIES → 0 | 79

SUBSTANTIATED REPORTS BY GENDER OF VICTIM



14

FEMALE
48.3%



15

MALE
51.7%

2016 REPORTS GENERAL PROTECTIVE SERVICES

1 AWAITING OUTCOME

868 ASSESSED

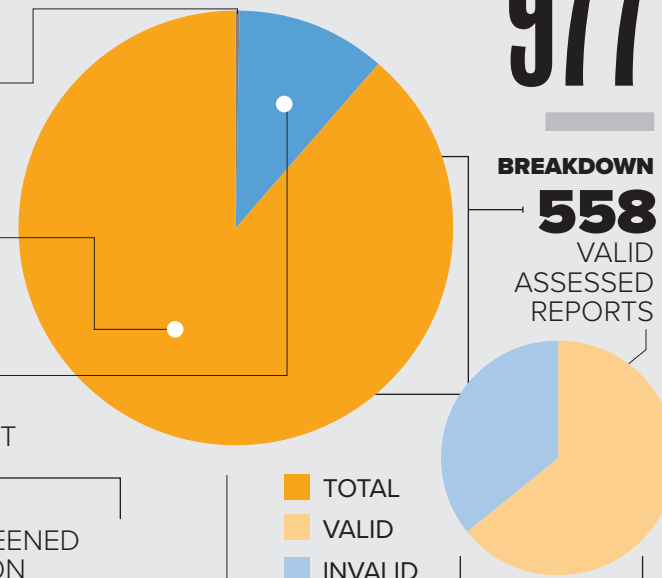
108 SCREENED OUT

BREAKDOWN REPORTS SCREENED OUT BY REASON



TOTAL REPORTS
977

BREAKDOWN
558
VALID ASSESSED REPORTS



■ TOTAL
■ VALID
■ INVALID

BREAKDOWN CHILDREN ASSESSED WITH VALID ALLEGATIONS

1,336 TOTAL
839 VALID

CHILDREN ASSESSED PER 1,000 CHILDREN

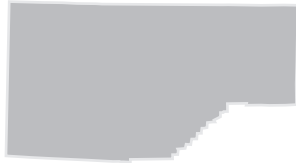
110.5 TOTAL
69.4 VALID

\$543,265

EXPENDITURES
CHILD ABUSE INVESTIGATIONS
AND GENERAL PROTECTIVE
SERVICES ASSESSMENTS

NOTE: In some reports, more than one child was assessed with valid allegations; therefore, the number of children assessed exceeds the number of valid assessed reports.

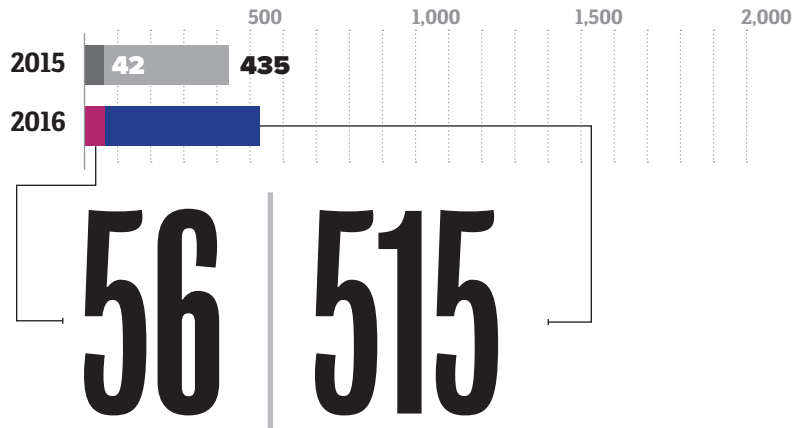
CRAWFORD



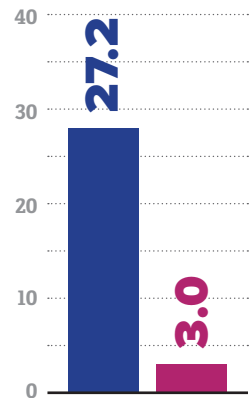
RURAL | POPULATION • 87,343 // POPULATION UNDER 18 • 18,908

2016 REPORTS REPORTS OF CHILD ABUSE

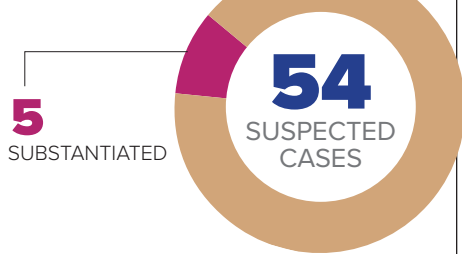
■ SUBSTANTIATED REPORTS ■ TOTAL REPORTS



CHILD ABUSE REPORTS PER 1,000 CHILDREN



CASES OF REPEAT ABUSE SUBSTANTIATED REPORTS



FATALITIES → 0 | 46
NEAR FATALITIES → 0 | 79

SUBSTANTIATED REPORTS BY GENDER OF VICTIM



39
FEMALE
69.6%

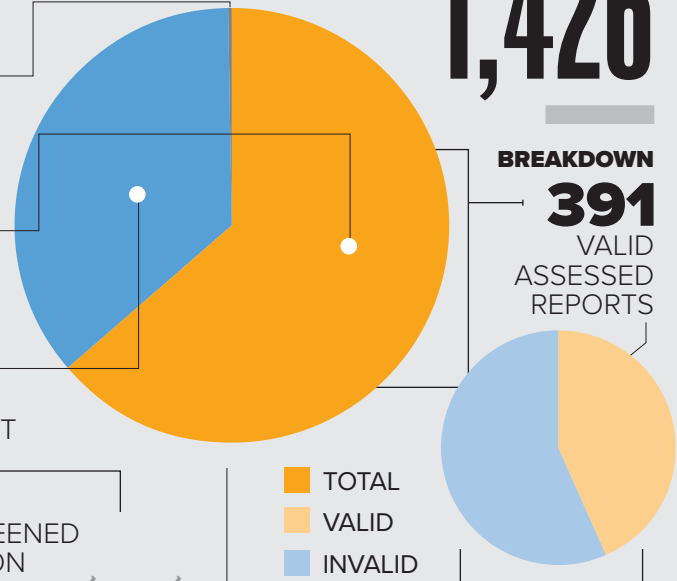


17
MALE
30.4%

2016 REPORTS GENERAL PROTECTIVE SERVICES

1 AWAITING OUTCOME
911 ASSESSED
514 SCREENED OUT

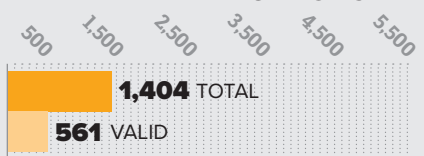
TOTAL REPORTS
1,426



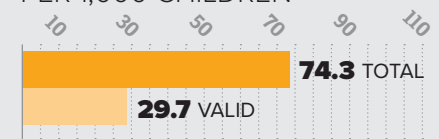
BREAKDOWN REPORTS SCREENED OUT BY REASON



BREAKDOWN CHILDREN ASSESSED WITH VALID ALLEGATIONS



CHILDREN ASSESSED PER 1,000 CHILDREN



\$2,181,171

EXPENDITURES
CHILD ABUSE INVESTIGATIONS
AND GENERAL PROTECTIVE
SERVICES ASSESSMENTS

NOTE: This data depicts the reports that were investigated and substantiated by the county children and youth agency.

NOTE: In some reports, more than one child was assessed with valid allegations; therefore, the number of children assessed exceeds the number of valid assessed reports.

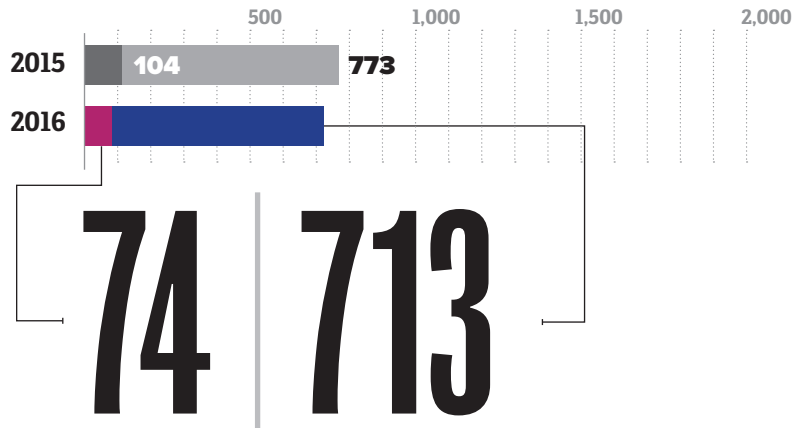
CUMBERLAND



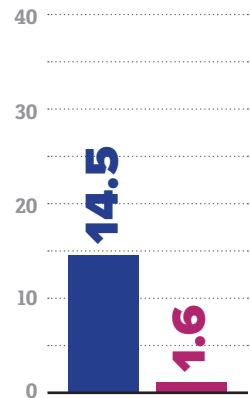
URBAN | POPULATION • 241,427 // POPULATION UNDER 18 • 49,253

2016 REPORTS REPORTS OF CHILD ABUSE

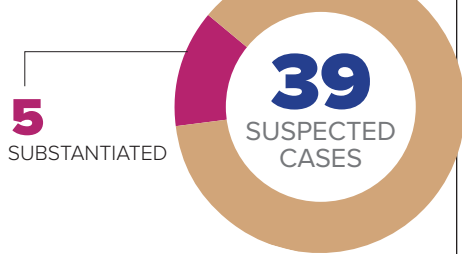
■ SUBSTANTIATED REPORTS ■ TOTAL REPORTS



CHILD ABUSE REPORTS PER 1,000 CHILDREN



CASES OF REPEAT ABUSE SUBSTANTIATED REPORTS



FATALITIES → 1 | 46
NEAR FATALITIES → 1 | 79

SUBSTANTIATED REPORTS BY GENDER OF VICTIM



41

FEMALE 55.4%



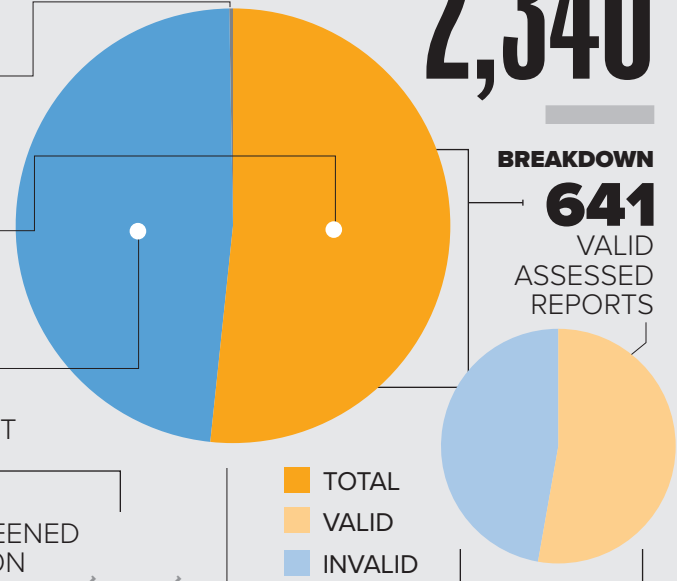
33

MALE 44.6%

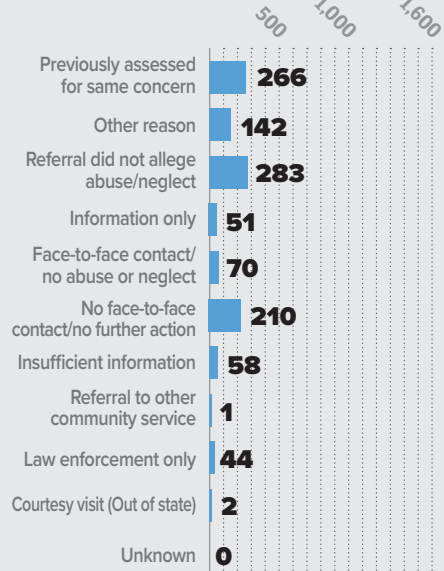
2016 REPORTS GENERAL PROTECTIVE SERVICES

TOTAL REPORTS
2,340

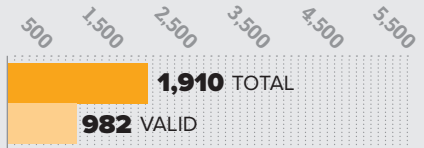
2 AWAITING OUTCOME
1,211 ASSESSED
1,127 SCREENED OUT



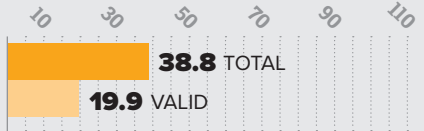
BREAKDOWN REPORTS SCREENED OUT BY REASON



BREAKDOWN CHILDREN ASSESSED WITH VALID ALLEGATIONS



CHILDREN ASSESSED PER 1,000 CHILDREN



\$1,562,958

EXPENDITURES CHILD ABUSE INVESTIGATIONS AND GENERAL PROTECTIVE SERVICES ASSESSMENTS

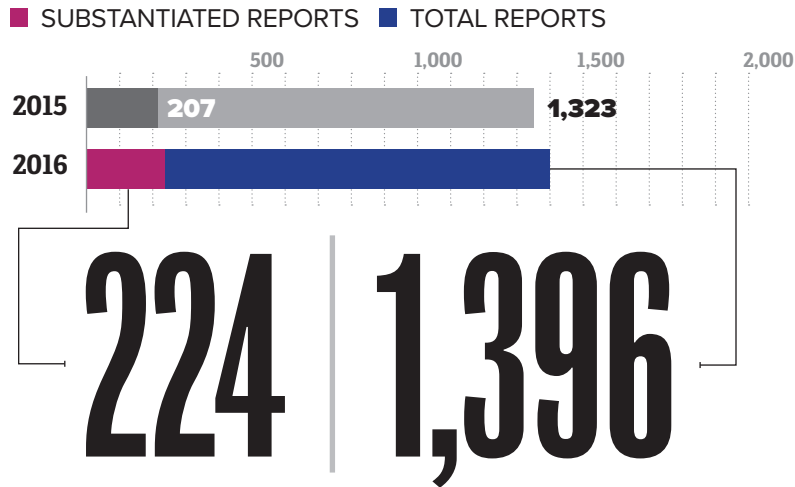
NOTE: In some reports, more than one child was assessed with valid allegations; therefore, the number of children assessed exceeds the number of valid assessed reports.

DAUPHIN

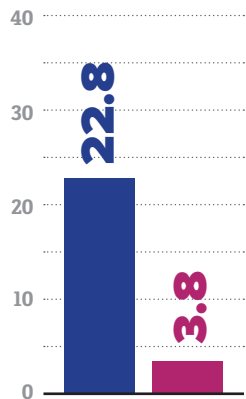


URBAN | POPULATION • 271,094 // POPULATION UNDER 18 • 61,290

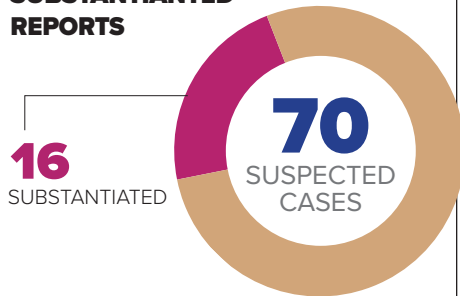
2016 REPORTS REPORTS OF CHILD ABUSE



CHILD ABUSE REPORTS PER 1,000 CHILDREN



CASES OF REPEAT ABUSE SUBSTANTIATED REPORTS



FATALITIES → 3 | 46
NEAR FATALITIES → 4 | 79

SUBSTANTIATED REPORTS BY GENDER OF VICTIM



128

FEMALE
57.1%



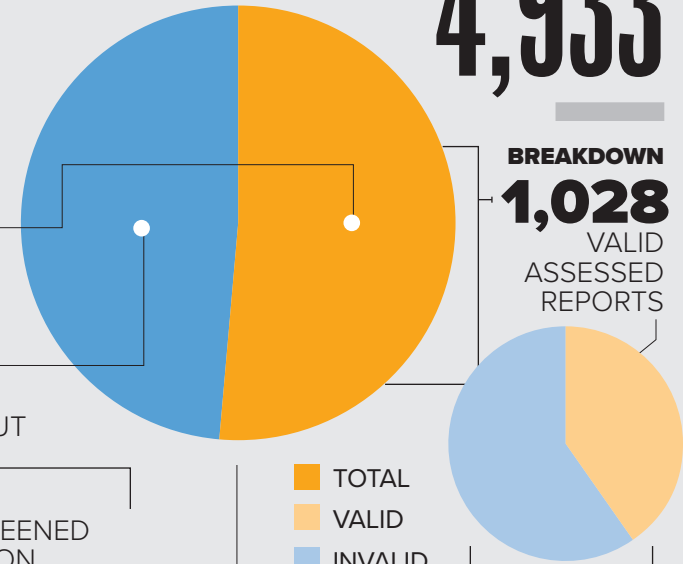
96

MALE
42.9%

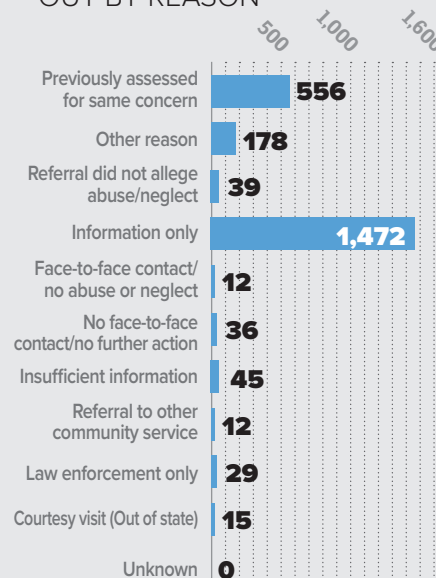
2016 REPORTS GENERAL PROTECTIVE SERVICES

AWAITING
OUTCOME
2,539
ASSESSED
2,394
SCREENED OUT

TOTAL REPORTS
4,933

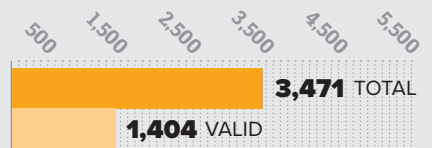


BREAKDOWN REPORTS SCREENED OUT BY REASON

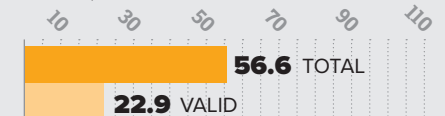


■ TOTAL
■ VALID
■ INVALID

BREAKDOWN CHILDREN ASSESSED WITH VALID ALLEGATIONS



CHILDREN ASSESSED PER 1,000 CHILDREN



\$3,520,121

EXPENDITURES
CHILD ABUSE INVESTIGATIONS
AND GENERAL PROTECTIVE
SERVICES ASSESSMENTS

NOTE: In some reports, more than one child was assessed with valid allegations; therefore, the number of children assessed exceeds the number of valid assessed reports.

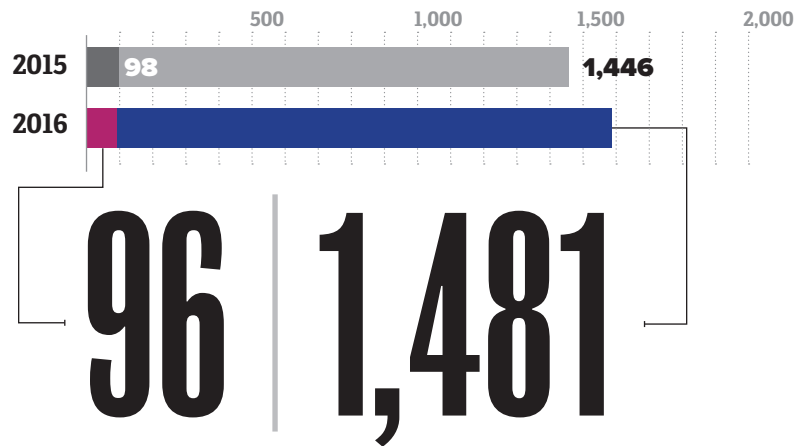
DELAWARE



URBAN | POPULATION • 561,683 // POPULATION UNDER 18 • 126,935

2016 REPORTS REPORTS OF CHILD ABUSE

■ SUBSTANTIATED REPORTS ■ TOTAL REPORTS



SUBSTANTIATED REPORTS BY GENDER OF VICTIM



58

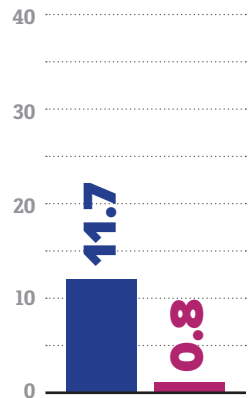
FEMALE
60.4%



38

MALE
39.6%

CHILD ABUSE REPORTS PER 1,000 CHILDREN



CASES OF REPEAT ABUSE SUBSTANTIATED REPORTS



FATALITIES → 0 | 46

NEAR FATALITIES → 0 | 79

2016 REPORTS GENERAL PROTECTIVE SERVICES

10

AWAITING
OUTCOME

1,238

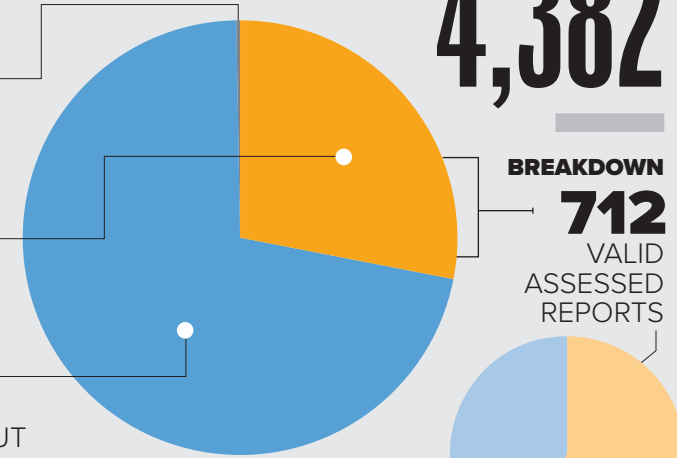
ASSESSED

3,134

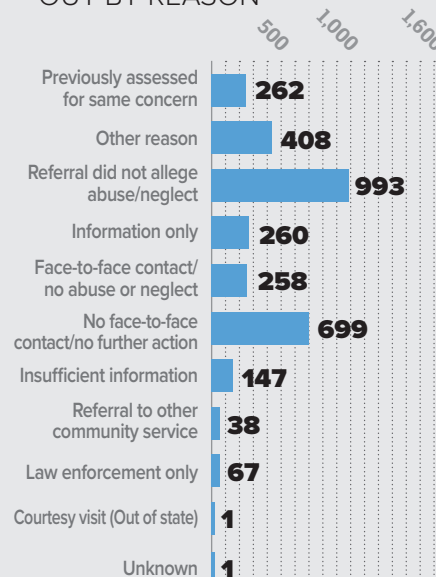
SCREENED OUT

TOTAL REPORTS
4,382

BREAKDOWN
712
VALID
ASSESSED
REPORTS

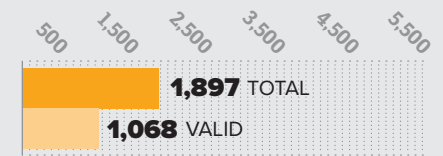


BREAKDOWN REPORTS SCREENED OUT BY REASON



■ TOTAL
■ VALID
■ INVALID

BREAKDOWN CHILDREN ASSESSED WITH VALID ALLEGATIONS



CHILDREN ASSESSED PER 1,000 CHILDREN



\$9,410,430

EXPENDITURES
CHILD ABUSE INVESTIGATIONS
AND GENERAL PROTECTIVE
SERVICES ASSESSMENTS

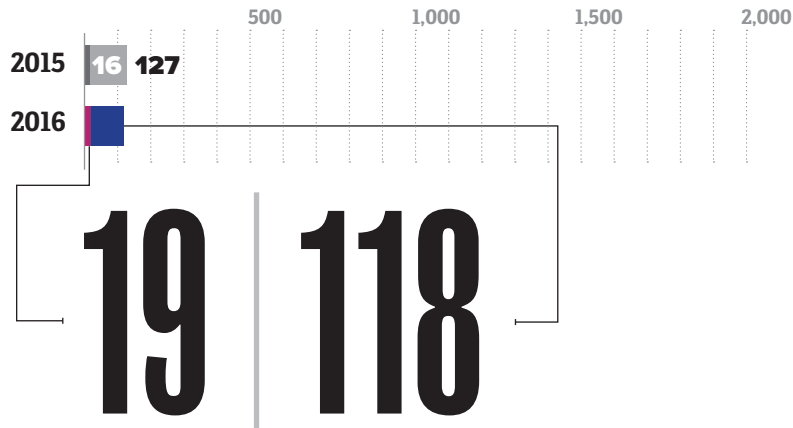
NOTE: In some reports, more than one child was assessed with valid allegations; therefore, the number of children assessed exceeds the number of valid assessed reports.



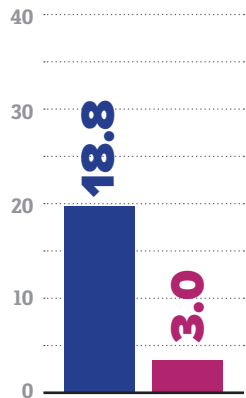
RURAL | POPULATION • 31,370 // POPULATION UNDER 18 • 6,262

2016 REPORTS REPORTS OF CHILD ABUSE

■ SUBSTANTIATED REPORTS ■ TOTAL REPORTS



CHILD ABUSE REPORTS PER 1,000 CHILDREN



CASES OF REPEAT ABUSE SUBSTANTIATED REPORTS



FATALITIES → 1 | 46
NEAR FATALITIES → 0 | 79

SUBSTANTIATED REPORTS BY GENDER OF VICTIM



13

FEMALE 68.4%



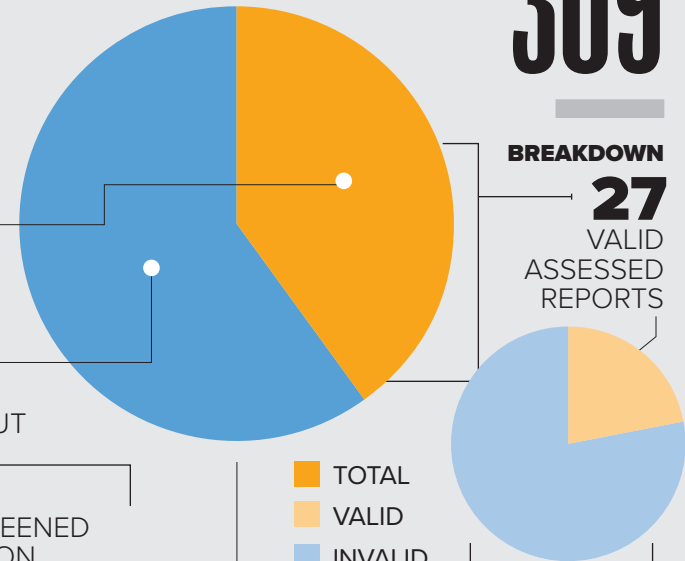
6

MALE 31.6%

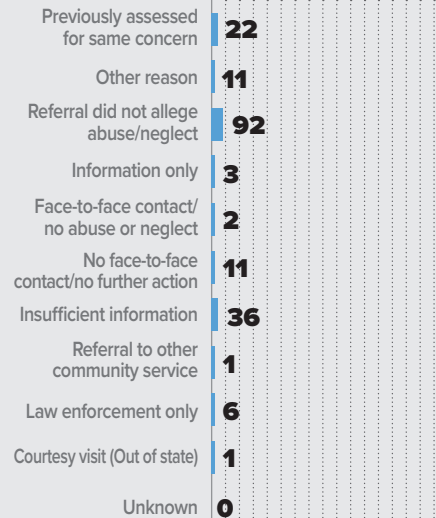
2016 REPORTS GENERAL PROTECTIVE SERVICES

TOTAL REPORTS
309


0 AWAITING OUTCOME
124 ASSESSED
185 SCREENED OUT



BREAKDOWN REPORTS SCREENED OUT BY REASON



BREAKDOWN CHILDREN ASSESSED WITH VALID ALLEGATIONS



CHILDREN ASSESSED PER 1,000 CHILDREN



\$309,820

EXPENDITURES
CHILD ABUSE INVESTIGATIONS
AND GENERAL PROTECTIVE
SERVICES ASSESSMENTS

NOTE: In some reports, more than one child was assessed with valid allegations; therefore, the number of children assessed exceeds the number of valid assessed reports.

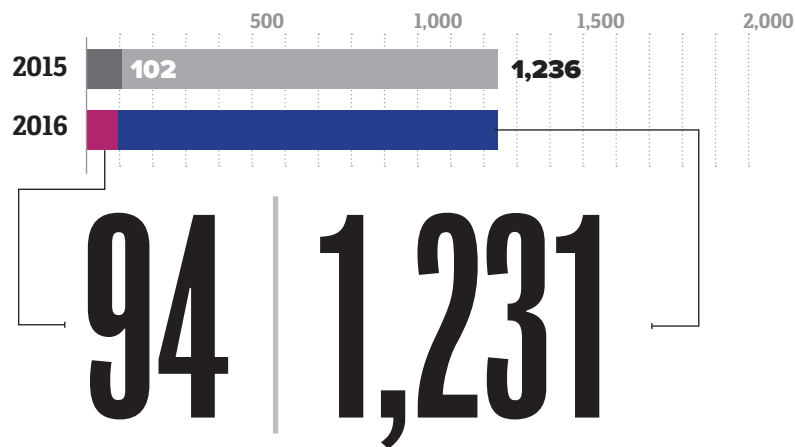
ERIE



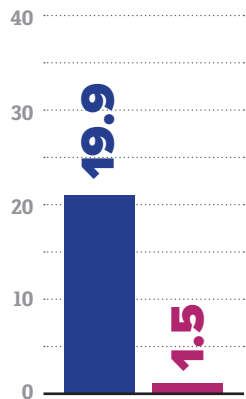
RURAL | POPULATION • 279,858 // POPULATION UNDER 18 • 61,807

2016 REPORTS REPORTS OF CHILD ABUSE

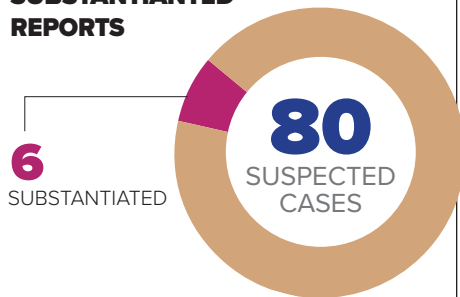
■ SUBSTANTIATED REPORTS ■ TOTAL REPORTS



CHILD ABUSE REPORTS PER 1,000 CHILDREN



CASES OF REPEAT ABUSE SUBSTANTIATED REPORTS



FATALITIES → 0 | 46
NEAR FATALITIES → 1 | 79

SUBSTANTIATED REPORTS BY GENDER OF VICTIM



48

FEMALE 51.1%



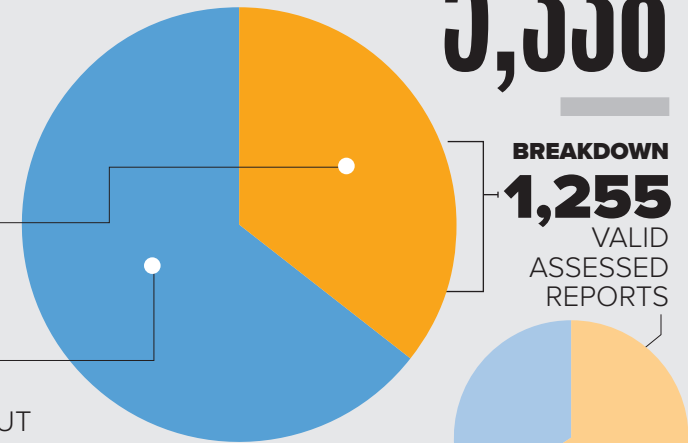
46

MALE 48.9%

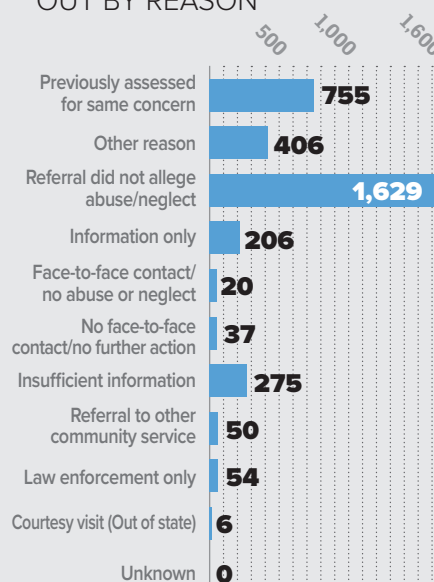
2016 REPORTS GENERAL PROTECTIVE SERVICES

TOTAL REPORTS
5,338

0 AWAITING OUTCOME
1,900 ASSESSED
3,438 SCREENED OUT

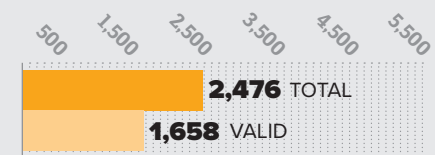


BREAKDOWN REPORTS SCREENED OUT BY REASON

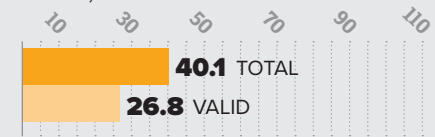


■ TOTAL
■ VALID
■ INVALID

BREAKDOWN CHILDREN ASSESSED WITH VALID ALLEGATIONS



CHILDREN ASSESSED PER 1,000 CHILDREN



\$4,480,224

EXPENDITURES
CHILD ABUSE INVESTIGATIONS
AND GENERAL PROTECTIVE
SERVICES ASSESSMENTS

NOTE: In some reports, more than one child was assessed with valid allegations; therefore, the number of children assessed exceeds the number of valid assessed reports.

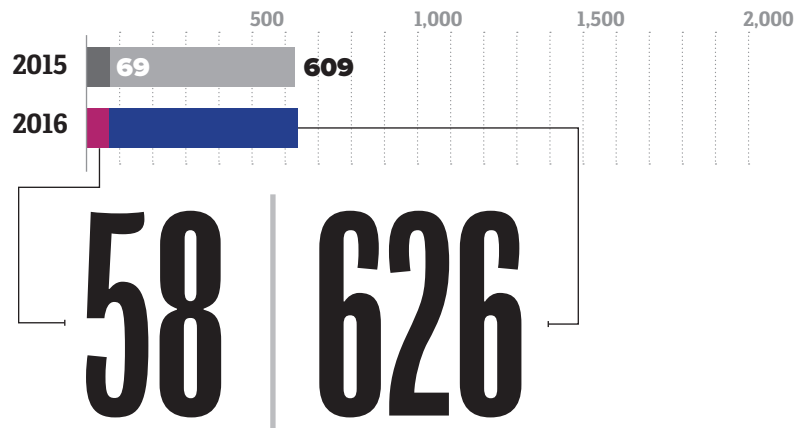
FAYETTE



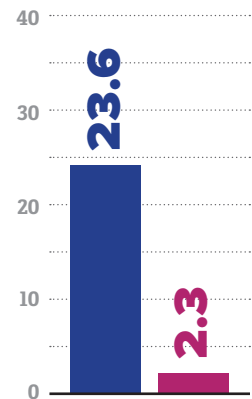
RURAL | POPULATION • 134,851 // POPULATION UNDER 18 • 26,550

2016 REPORTS REPORTS OF CHILD ABUSE

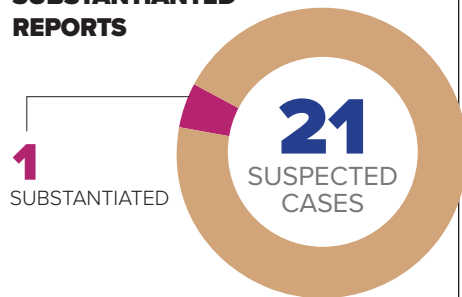
■ SUBSTANTIATED REPORTS ■ TOTAL REPORTS



CHILD ABUSE REPORTS PER 1,000 CHILDREN



CASES OF REPEAT ABUSE SUBSTANTIATED REPORTS



FATALITIES → 1 | 46
NEAR FATALITIES → 0 | 79

SUBSTANTIATED REPORTS BY GENDER OF VICTIM



39
FEMALE
67.4%



19
MALE
32.6%

2016 REPORTS GENERAL PROTECTIVE SERVICES

0

AWAITING
OUTCOME

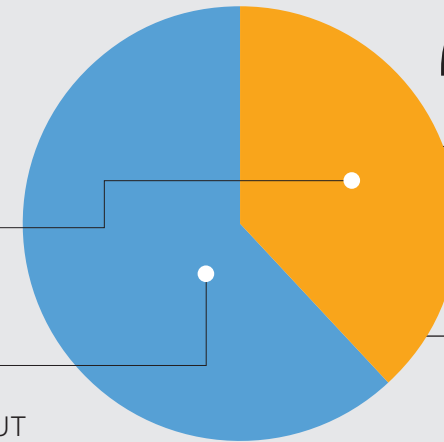
1,032

ASSESSED

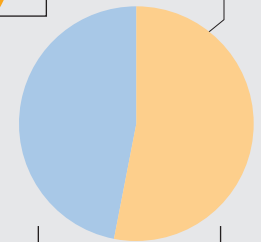
1,671

SCREENED OUT

TOTAL REPORTS
2,703



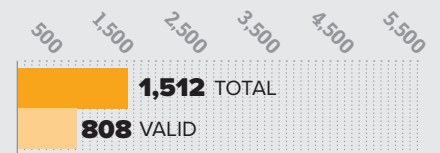
BREAKDOWN
550
VALID
ASSESSED
REPORTS



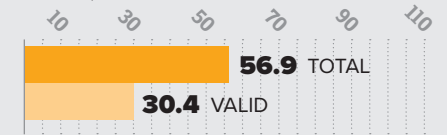
BREAKDOWN REPORTS SCREENED OUT BY REASON



BREAKDOWN CHILDREN ASSESSED WITH VALID ALLEGATIONS



CHILDREN ASSESSED PER 1,000 CHILDREN



\$1,496,998

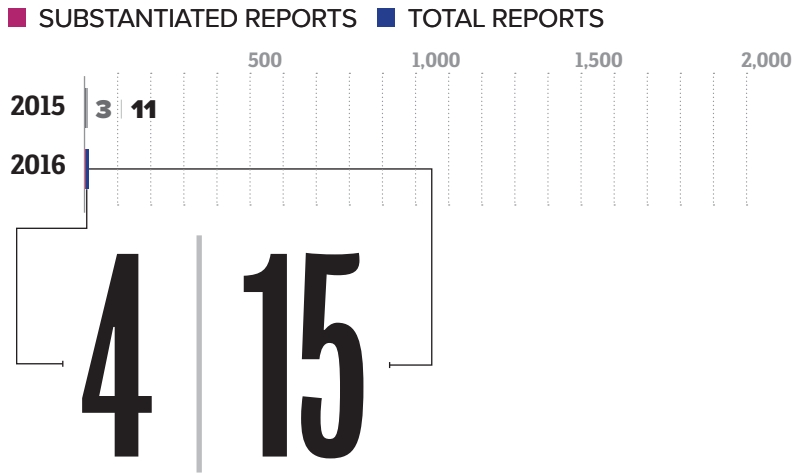
EXPENDITURES
CHILD ABUSE INVESTIGATIONS
AND GENERAL PROTECTIVE
SERVICES ASSESSMENTS

NOTE: In some reports, more than one child was assessed with valid allegations; therefore, the number of children assessed exceeds the number of valid assessed reports.

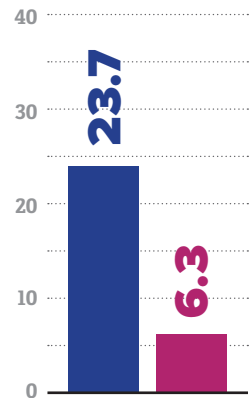
FOREST

RURAL | POPULATION • 7,581 // POPULATION UNDER 18 • 634

2016 REPORTS REPORTS OF CHILD ABUSE



CHILD ABUSE REPORTS PER 1,000 CHILDREN



CASES OF REPEAT ABUSE SUBSTANTIATED REPORTS



FATALITIES → 0 | 46
NEAR FATALITIES → 0 | 79

SUBSTANTIATED REPORTS BY GENDER OF VICTIM



2

FEMALE 50.0%

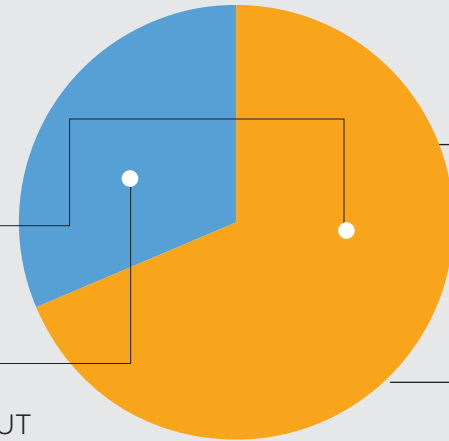


2

MALE 50.0%

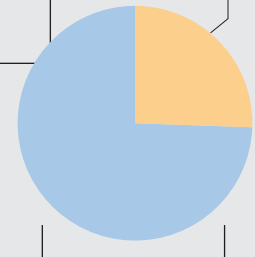
2016 REPORTS GENERAL PROTECTIVE SERVICES

0 AWAITING OUTCOME
35 ASSESSED
16 SCREENED OUT



TOTAL REPORTS
51

BREAKDOWN
9
VALID ASSESSED REPORTS




BREAKDOWN REPORTS SCREENED OUT BY REASON



BREAKDOWN CHILDREN ASSESSED WITH VALID ALLEGATIONS



CHILDREN ASSESSED PER 1,000 CHILDREN



\$276,073

EXPENDITURES
CHILD ABUSE INVESTIGATIONS
AND GENERAL PROTECTIVE
SERVICES ASSESSMENTS

NOTE: This data depicts the reports that were investigated and substantiated by the county children and youth agency.

NOTE: In some reports, more than one child was assessed with valid allegations; therefore, the number of children assessed exceeds the number of valid assessed reports.

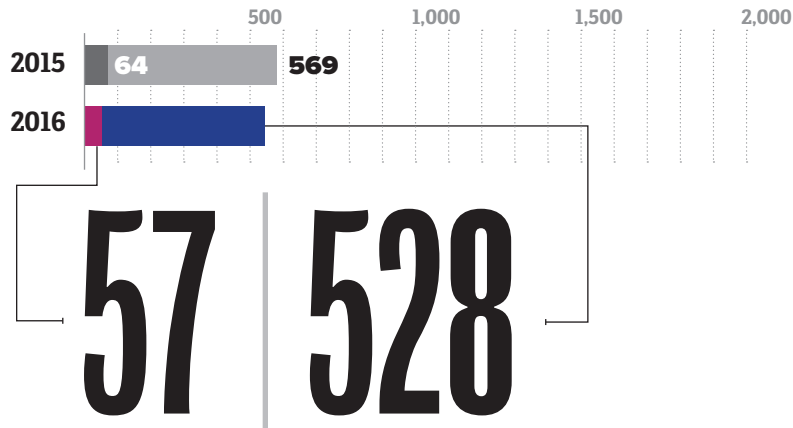
FRANKLIN



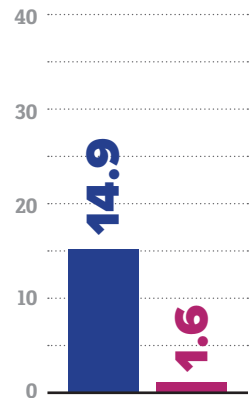
RURAL | POPULATION • 152,285 // POPULATION UNDER 18 • 35,333

2016 REPORTS REPORTS OF CHILD ABUSE

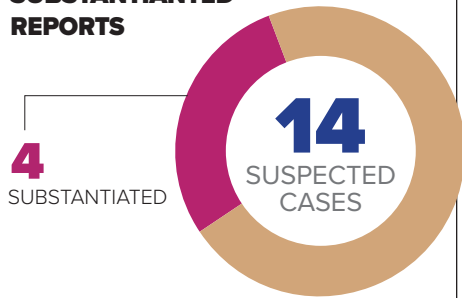
■ SUBSTANTIATED REPORTS ■ TOTAL REPORTS



CHILD ABUSE REPORTS PER 1,000 CHILDREN



CASES OF REPEAT ABUSE SUBSTANTIATED REPORTS



FATALITIES → 0 | 46
NEAR FATALITIES → 1 | 79

SUBSTANTIATED REPORTS BY GENDER OF VICTIM



37
FEMALE
64.9%

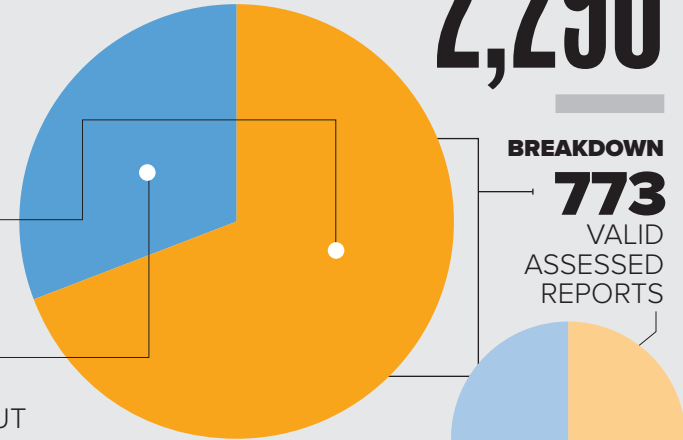


20
MALE
35.1%

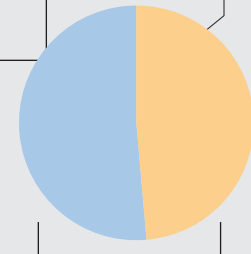
2016 REPORTS GENERAL PROTECTIVE SERVICES

TOTAL REPORTS
2,290

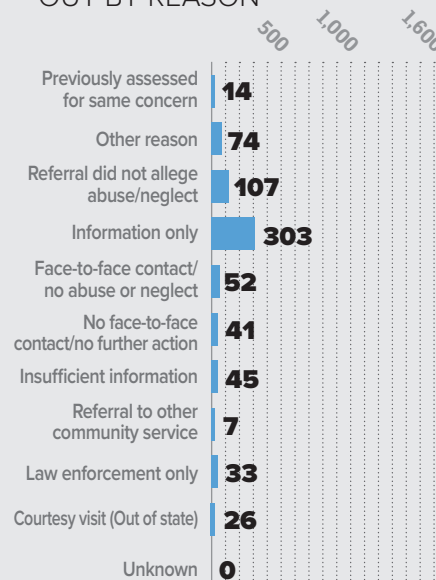
0
AWAITING OUTCOME
1,588
ASSESSED
702
SCREENED OUT



BREAKDOWN
773
VALID ASSESSED REPORTS

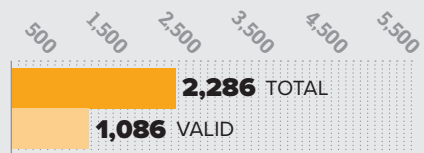


BREAKDOWN REPORTS SCREENED OUT BY REASON

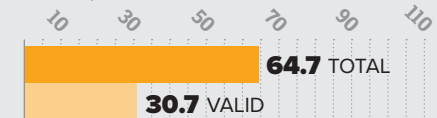


■ TOTAL
■ VALID
■ INVALID

BREAKDOWN CHILDREN ASSESSED WITH VALID ALLEGATIONS



CHILDREN ASSESSED PER 1,000 CHILDREN



\$1,334,789

EXPENDITURES
CHILD ABUSE INVESTIGATIONS
AND GENERAL PROTECTIVE
SERVICES ASSESSMENTS

NOTE: In some reports, more than one child was assessed with valid allegations; therefore, the number of children assessed exceeds the number of valid assessed reports.

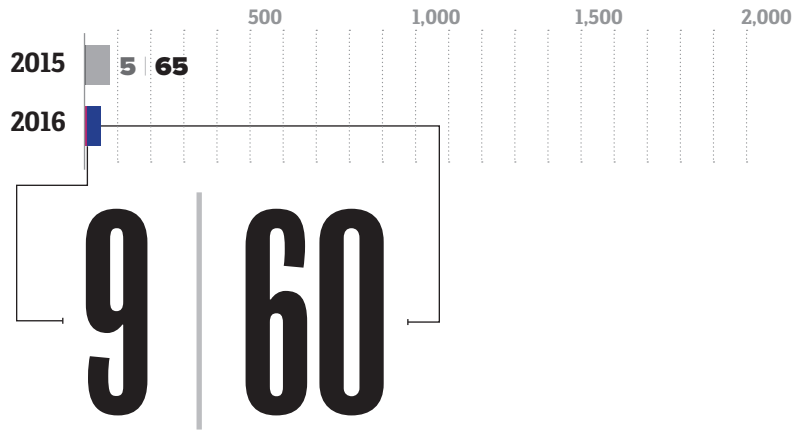
FULTON



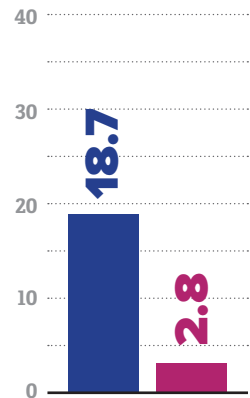
RURAL | POPULATION • 14,694 // POPULATION UNDER 18 • 3,204

2016 REPORTS REPORTS OF CHILD ABUSE

■ SUBSTANTIATED REPORTS ■ TOTAL REPORTS



CHILD ABUSE REPORTS PER 1,000 CHILDREN



CASES OF REPEAT ABUSE SUBSTANTIATED REPORTS



FATALITIES → 0 | 46
NEAR FATALITIES → 1 | 79

SUBSTANTIATED REPORTS BY GENDER OF VICTIM



6

FEMALE
66.7%



3

MALE
33.3%

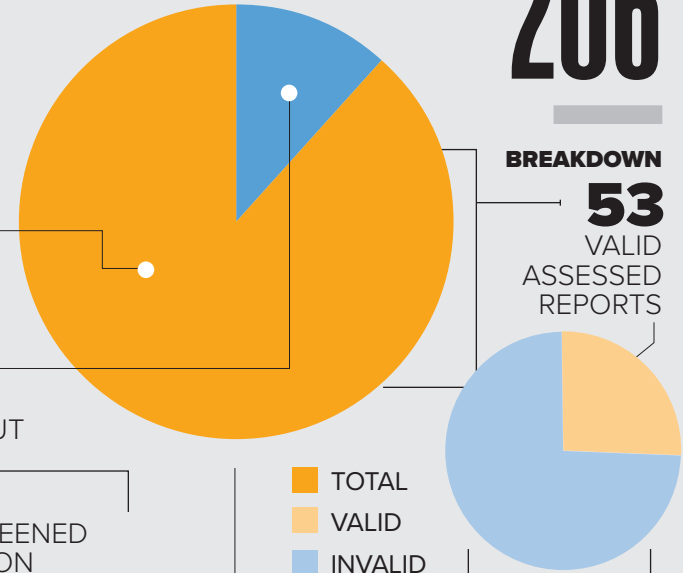
2016 REPORTS GENERAL PROTECTIVE SERVICES

TOTAL REPORTS
206

0 AWAITING OUTCOME

182 ASSESSED

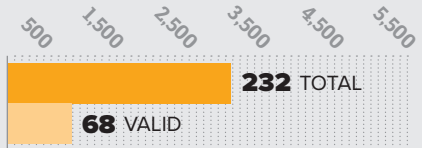
24 SCREENED OUT



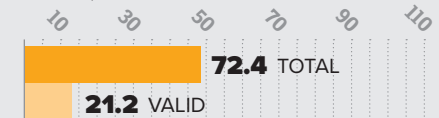
BREAKDOWN REPORTS SCREENED OUT BY REASON



BREAKDOWN CHILDREN ASSESSED WITH VALID ALLEGATIONS



CHILDREN ASSESSED PER 1,000 CHILDREN



\$213,149

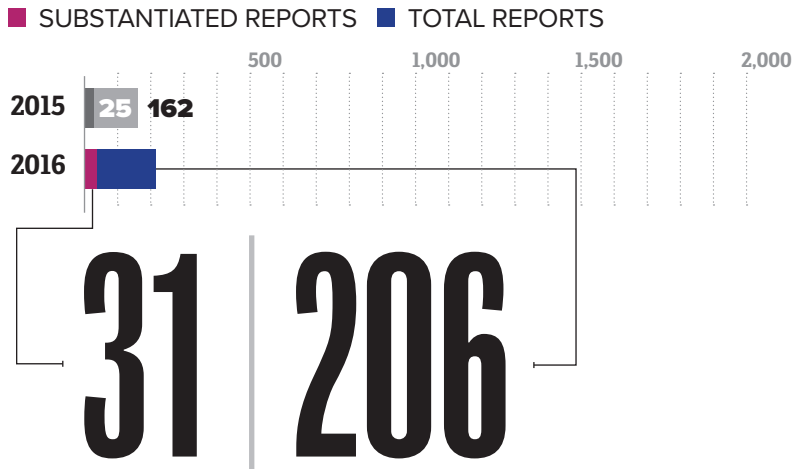
EXPENDITURES
CHILD ABUSE INVESTIGATIONS
AND GENERAL PROTECTIVE
SERVICES ASSESSMENTS

NOTE: In some reports, more than one child was assessed with valid allegations; therefore, the number of children assessed exceeds the number of valid assessed reports.

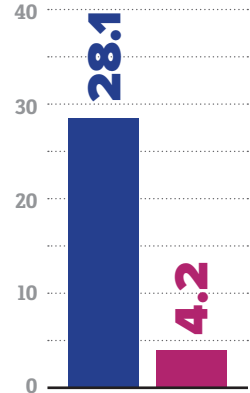
GREENE

RURAL | POPULATION • 37,938 // POPULATION UNDER 18 • 7,339

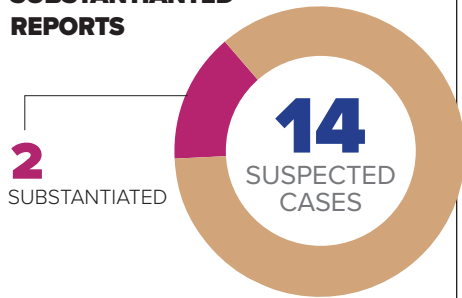
2016 REPORTS REPORTS OF CHILD ABUSE



CHILD ABUSE REPORTS PER 1,000 CHILDREN



CASES OF REPEAT ABUSE SUBSTANTIATED REPORTS



FATALITIES → 0 | 46
NEAR FATALITIES → 2 | 79

SUBSTANTIATED REPORTS BY GENDER OF VICTIM



15

FEMALE 48.4%



16

MALE 51.6%

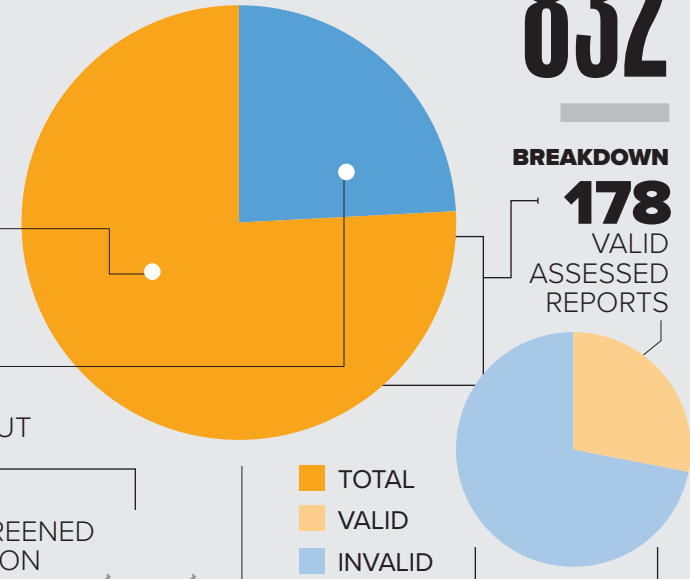
2016 REPORTS GENERAL PROTECTIVE SERVICES

TOTAL REPORTS
832

0 AWAITING OUTCOME

631 ASSESSED

201 SCREENED OUT



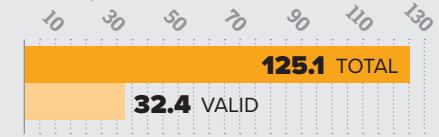
BREAKDOWN REPORTS SCREENED OUT BY REASON



BREAKDOWN CHILDREN ASSESSED WITH VALID ALLEGATIONS



CHILDREN ASSESSED PER 1,000 CHILDREN



\$787,591

EXPENDITURES
CHILD ABUSE INVESTIGATIONS
AND GENERAL PROTECTIVE
SERVICES ASSESSMENTS

NOTE: In some reports, more than one child was assessed with valid allegations; therefore, the number of children assessed exceeds the number of valid assessed reports.

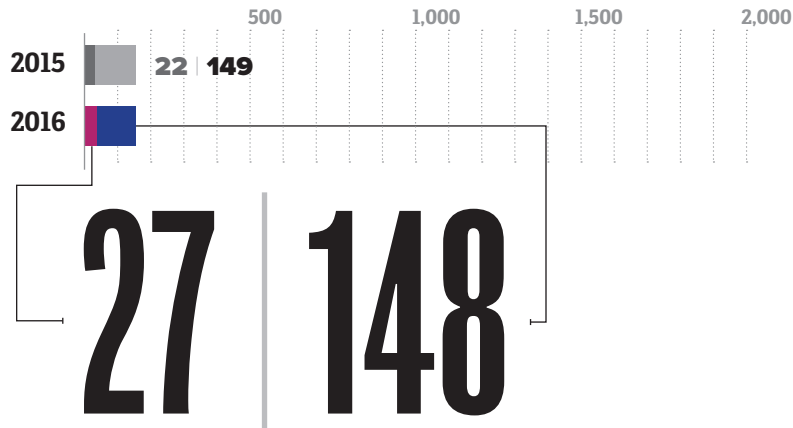
HUNTINGDON



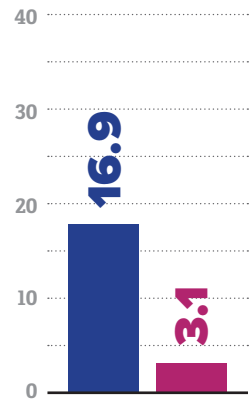
RURAL | POPULATION • 45,906 // POPULATION UNDER 18 • 8,756

2016 REPORTS REPORTS OF CHILD ABUSE

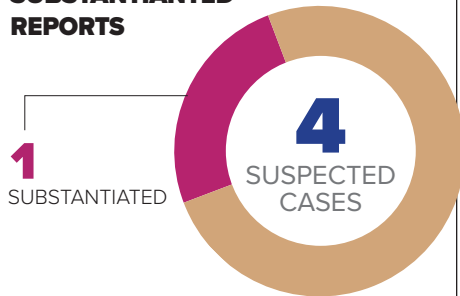
■ SUBSTANTIATED REPORTS ■ TOTAL REPORTS



CHILD ABUSE REPORTS PER 1,000 CHILDREN



CASES OF REPEAT ABUSE SUBSTANTIATED REPORTS



FATALITIES → 0 | 46
NEAR FATALITIES → 0 | 79

SUBSTANTIATED REPORTS BY GENDER OF VICTIM



13

FEMALE 48.1%

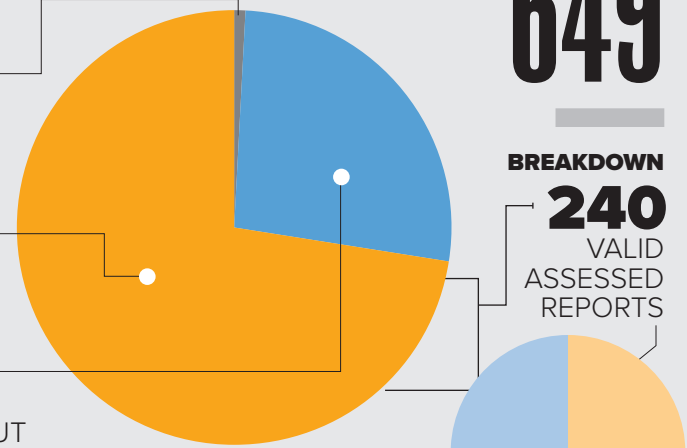


14

MALE 51.9%

2016 REPORTS GENERAL PROTECTIVE SERVICES

4 AWAITING OUTCOME
471 ASSESSED
174 SCREENED OUT



TOTAL REPORTS
649

BREAKDOWN
240
VALID ASSESSED REPORTS

BREAKDOWN REPORTS SCREENED OUT BY REASON




■ TOTAL
■ VALID
■ INVALID

BREAKDOWN CHILDREN ASSESSED WITH VALID ALLEGATIONS



CHILDREN ASSESSED PER 1,000 CHILDREN



\$1,684,053

EXPENDITURES
CHILD ABUSE INVESTIGATIONS
AND GENERAL PROTECTIVE
SERVICES ASSESSMENTS

NOTE: In some reports, more than one child was assessed with valid allegations; therefore, the number of children assessed exceeds the number of valid assessed reports.

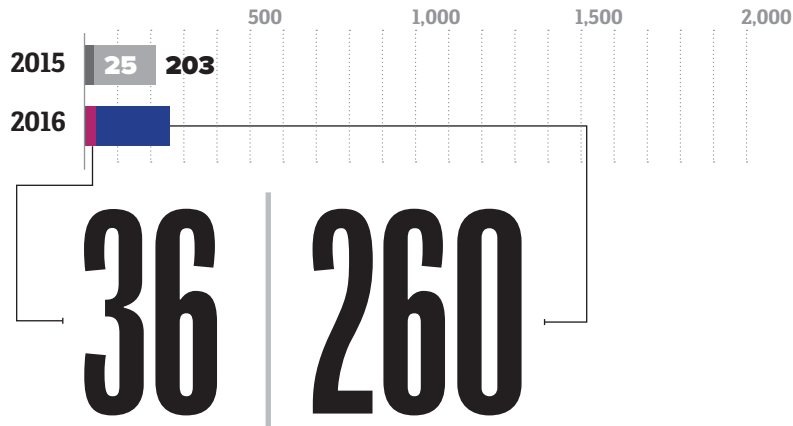
INDIANA



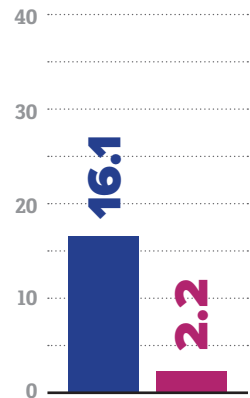
RURAL | POPULATION • 87,895 // POPULATION UNDER 18 • 16,140

2016 REPORTS REPORTS OF CHILD ABUSE

■ SUBSTANTIATED REPORTS ■ TOTAL REPORTS



CHILD ABUSE REPORTS PER 1,000 CHILDREN



CASES OF REPEAT ABUSE SUBSTANTIATED REPORTS



FATALITIES → 1 | 46
NEAR FATALITIES → 1 | 79

SUBSTANTIATED REPORTS BY GENDER OF VICTIM



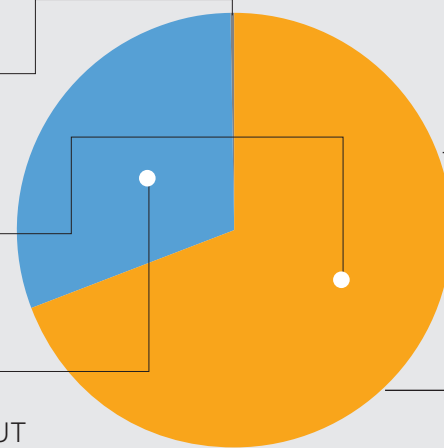
22
FEMALE
61.1%



14
MALE
38.9%

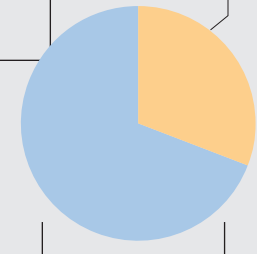
2016 REPORTS GENERAL PROTECTIVE SERVICES

1 AWAITING
OUTCOME
640 ASSESSED
282 SCREENED OUT



TOTAL REPORTS
923

BREAKDOWN
199
VALID
ASSESSED
REPORTS



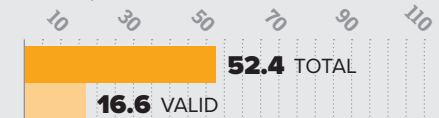
BREAKDOWN REPORTS SCREENED OUT BY REASON



BREAKDOWN CHILDREN ASSESSED WITH VALID ALLEGATIONS



CHILDREN ASSESSED PER 1,000 CHILDREN



\$1,392,896

EXPENDITURES
CHILD ABUSE INVESTIGATIONS
AND GENERAL PROTECTIVE
SERVICES ASSESSMENTS

NOTE: In some reports, more than one child was assessed with valid allegations; therefore, the number of children assessed exceeds the number of valid assessed reports.


JEFFERSON



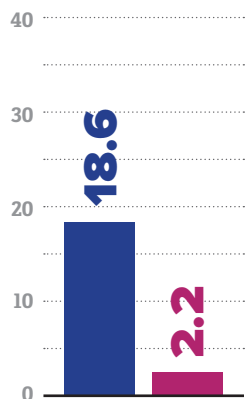
RURAL | POPULATION • 44,756 // POPULATION UNDER 18 • 9,514

2016 REPORTS REPORTS OF CHILD ABUSE

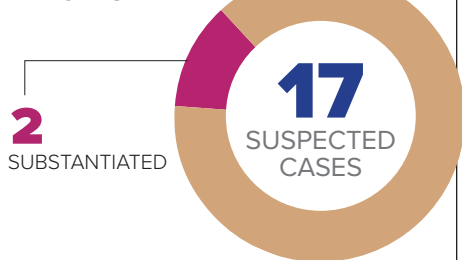
■ SUBSTANTIATED REPORTS ■ TOTAL REPORTS



CHILD ABUSE REPORTS PER 1,000 CHILDREN



CASES OF REPEAT ABUSE SUBSTANTIATED REPORTS



FATALITIES → 0 | 46
NEAR FATALITIES → 0 | 79

SUBSTANTIATED REPORTS BY GENDER OF VICTIM



10

FEMALE 50.0%



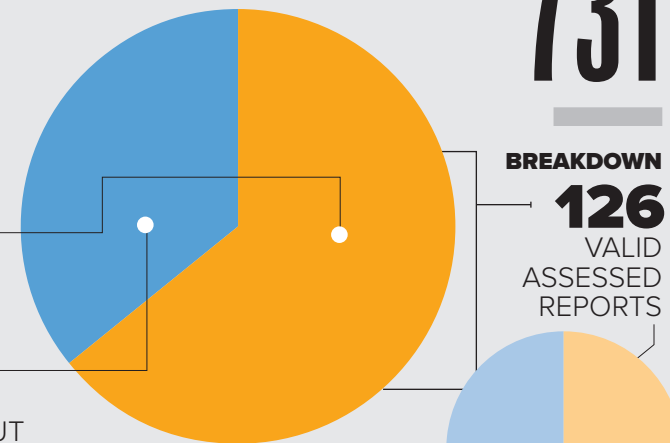
10

MALE 50.0%

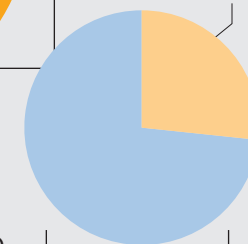
2016 REPORTS GENERAL PROTECTIVE SERVICES

0 AWAITING OUTCOME
470 ASSESSED
261 SCREENED OUT

TOTAL REPORTS
731



BREAKDOWN
126
VALID ASSESSED REPORTS

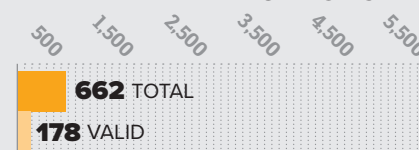


BREAKDOWN REPORTS SCREENED OUT BY REASON

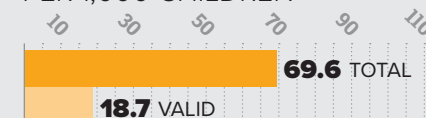


■ TOTAL
■ VALID
■ INVALID

BREAKDOWN CHILDREN ASSESSED WITH VALID ALLEGATIONS



CHILDREN ASSESSED PER 1,000 CHILDREN



\$703,493

EXPENDITURES
CHILD ABUSE INVESTIGATIONS
AND GENERAL PROTECTIVE
SERVICES ASSESSMENTS


NOTE: In some reports, more than one child was assessed with valid allegations; therefore, the number of children assessed exceeds the number of valid assessed reports.

JUNIATA

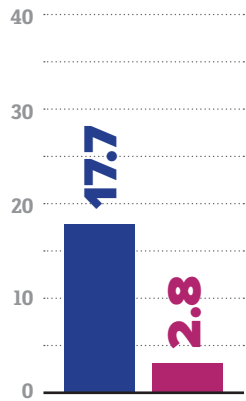


RURAL | POPULATION • 24,829 // POPULATION UNDER 18 • 5,649

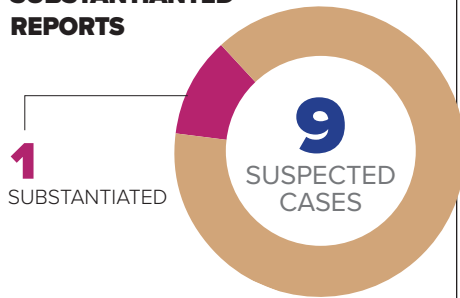
2016 REPORTS REPORTS OF CHILD ABUSE



CHILD ABUSE REPORTS PER 1,000 CHILDREN



CASES OF REPEAT ABUSE SUBSTANTIATED REPORTS



FATALITIES → 0 | 46
NEAR FATALITIES → 0 | 79

SUBSTANTIATED REPORTS BY GENDER OF VICTIM



8

FEMALE
50.0%



8

MALE
50.0%

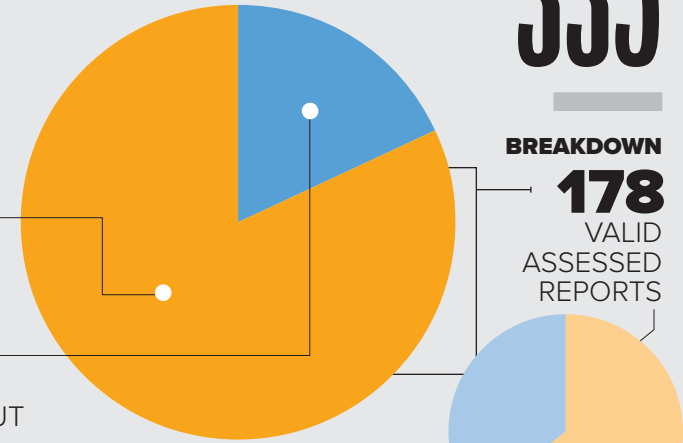
2016 REPORTS GENERAL PROTECTIVE SERVICES

TOTAL REPORTS
335

0
AWAITING
OUTCOME

275
ASSESSED

60
SCREENED OUT




BREAKDOWN
178
VALID
ASSESSED
REPORTS

BREAKDOWN REPORTS SCREENED OUT BY REASON

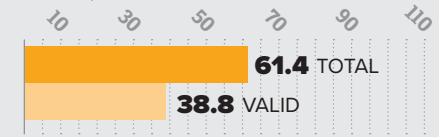


■ TOTAL
■ VALID
■ INVALID

BREAKDOWN CHILDREN ASSESSED WITH VALID ALLEGATIONS



CHILDREN ASSESSED PER 1,000 CHILDREN



\$276,365

EXPENDITURES
CHILD ABUSE INVESTIGATIONS
AND GENERAL PROTECTIVE
SERVICES ASSESSMENTS

NOTE: In some reports, more than one child was assessed with valid allegations; therefore, the number of children assessed exceeds the number of valid assessed reports.

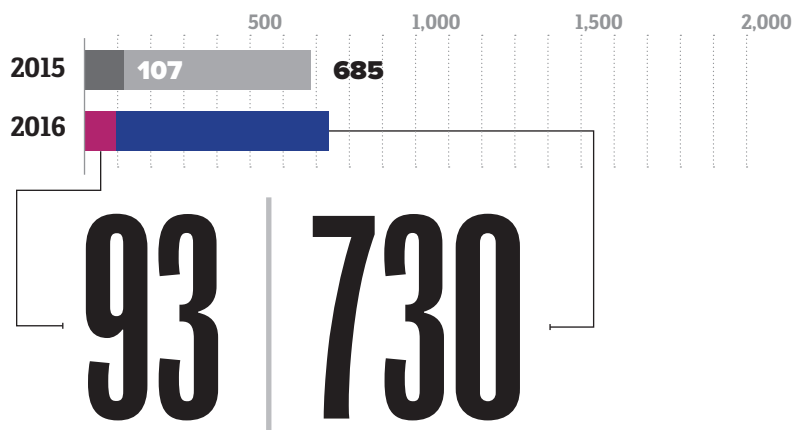
LACKAWANNA



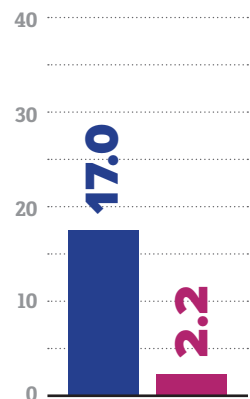
URBAN | POPULATION • 213,459 // POPULATION UNDER 18 • 42,956

2016 REPORTS REPORTS OF CHILD ABUSE

■ SUBSTANTIATED REPORTS ■ TOTAL REPORTS



CHILD ABUSE REPORTS PER 1,000 CHILDREN



CASES OF REPEAT ABUSE SUBSTANTIATED REPORTS



FATALITIES → 0 | 46
NEAR FATALITIES → 1 | 79

SUBSTANTIATED REPORTS BY GENDER OF VICTIM



58
FEMALE
62.3%



35
MALE
37.7%

2016 REPORTS GENERAL PROTECTIVE SERVICES

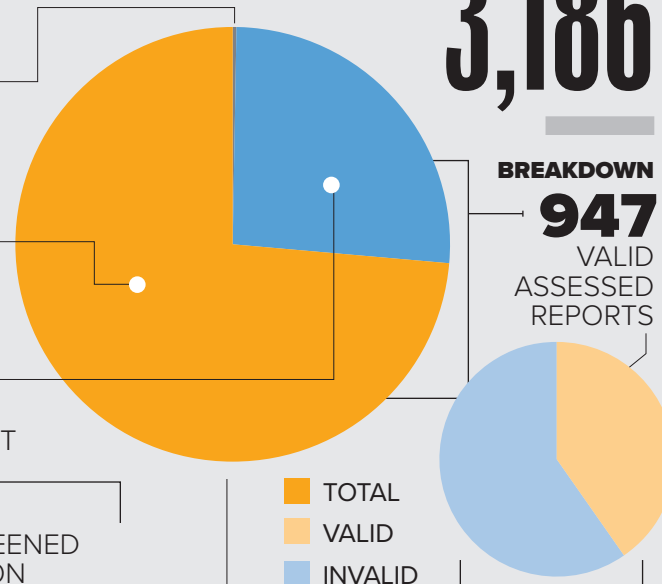
6
AWAITING
OUTCOME

2,346
ASSESSED

834
SCREENED OUT

TOTAL REPORTS
3,186

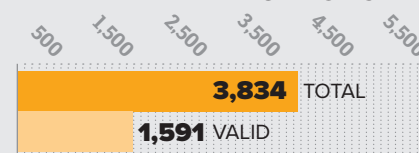
BREAKDOWN
947
VALID
ASSESSED
REPORTS



BREAKDOWN REPORTS SCREENED OUT BY REASON



BREAKDOWN CHILDREN ASSESSED WITH VALID ALLEGATIONS



CHILDREN ASSESSED PER 1,000 CHILDREN



\$4,550,859

EXPENDITURES
CHILD ABUSE INVESTIGATIONS
AND GENERAL PROTECTIVE
SERVICES ASSESSMENTS

NOTE: This data depicts the reports that were investigated and substantiated by the county children and youth agency.

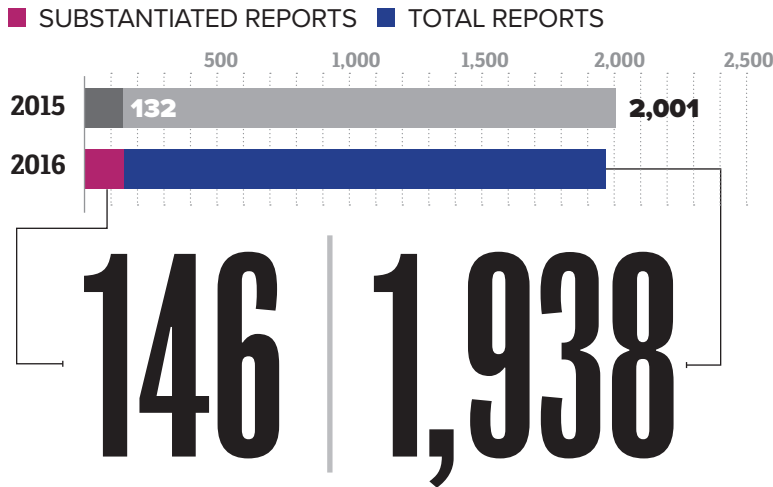
NOTE: In some reports, more than one child was assessed with valid allegations; therefore, the number of children assessed exceeds the number of valid assessed reports.

LANCASTER

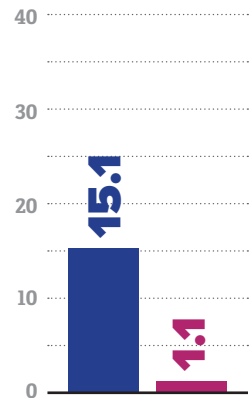


URBAN | POPULATION • 530,216 // POPULATION UNDER 18 • 128,664

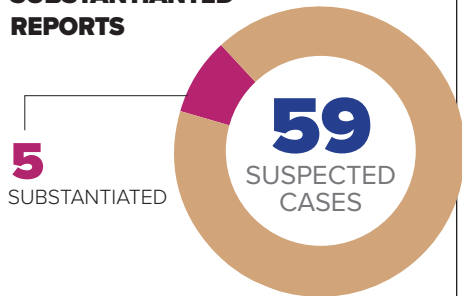
2016 REPORTS REPORTS OF CHILD ABUSE



CHILD ABUSE REPORTS PER 1,000 CHILDREN



CASES OF REPEAT ABUSE SUBSTANTIATED REPORTS



FATALITIES → 1 | 46
NEAR FATALITIES → 3 | 79

SUBSTANTIATED REPORTS BY GENDER OF VICTIM



94 FEMALE
64.4%

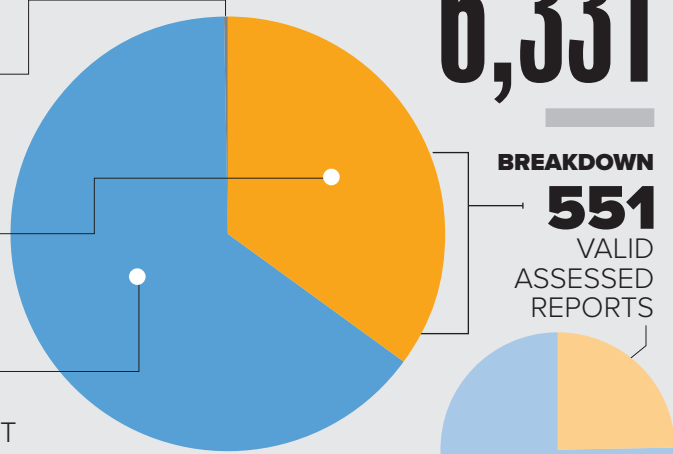


52 MALE
35.6%

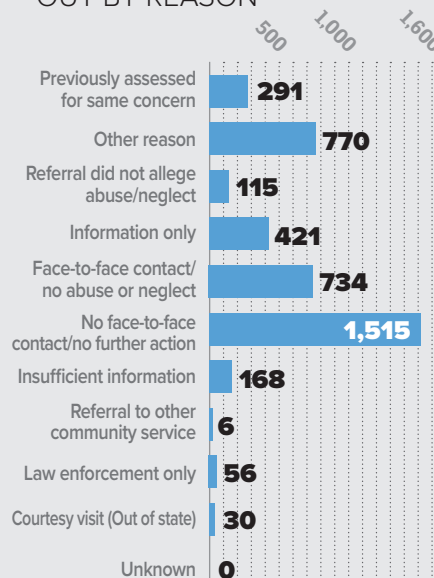
2016 REPORTS GENERAL PROTECTIVE SERVICES

1 AWAITING OUTCOME
2,224 ASSESSED
4,106 SCREENED OUT

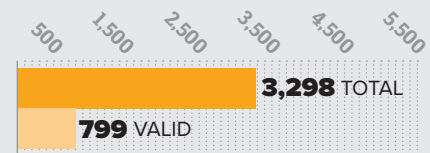
TOTAL REPORTS
6,331



BREAKDOWN REPORTS SCREENED OUT BY REASON



BREAKDOWN CHILDREN ASSESSED WITH VALID ALLEGATIONS



CHILDREN ASSESSED PER 1,000 CHILDREN



\$4,706,353

EXPENDITURES
CHILD ABUSE INVESTIGATIONS
AND GENERAL PROTECTIVE
SERVICES ASSESSMENTS


NOTE: In some reports, more than one child was assessed with valid allegations; therefore, the number of children assessed exceeds the number of valid assessed reports.

LAWRENCE

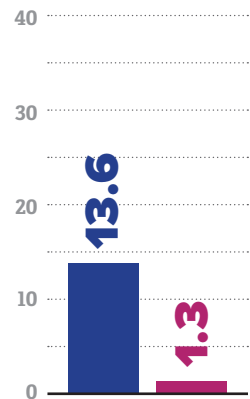
RURAL | POPULATION • 89,162 // POPULATION UNDER 18 • 18,243

2016 REPORTS REPORTS OF CHILD ABUSE

■ SUBSTANTIATED REPORTS ■ TOTAL REPORTS



CHILD ABUSE REPORTS PER 1,000 CHILDREN



CASES OF REPEAT ABUSE SUBSTANTIATED REPORTS



FATALITIES →  1 | 46
NEAR FATALITIES →  1 | 79

SUBSTANTIATED REPORTS BY GENDER OF VICTIM



21

FEMALE 91.3%

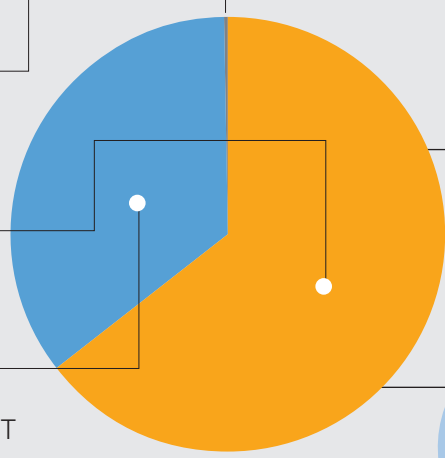


2

MALE 8.7%

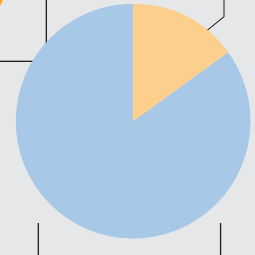
2016 REPORTS GENERAL PROTECTIVE SERVICES

1 AWAITING OUTCOME
626 ASSESSED
343 SCREENED OUT



TOTAL REPORTS
970

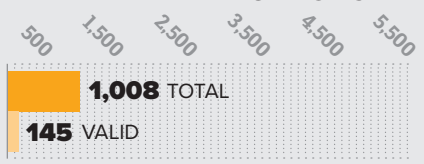
BREAKDOWN
95
VALID ASSESSED REPORTS



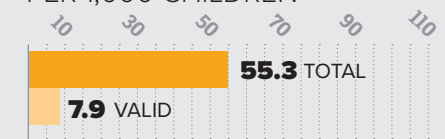
BREAKDOWN REPORTS SCREENED OUT BY REASON



BREAKDOWN CHILDREN ASSESSED WITH VALID ALLEGATIONS



CHILDREN ASSESSED PER 1,000 CHILDREN




\$554,435

EXPENDITURES
CHILD ABUSE INVESTIGATIONS
AND GENERAL PROTECTIVE
SERVICES ASSESSMENTS

NOTE: In some reports, more than one child was assessed with valid allegations; therefore, the number of children assessed exceeds the number of valid assessed reports.

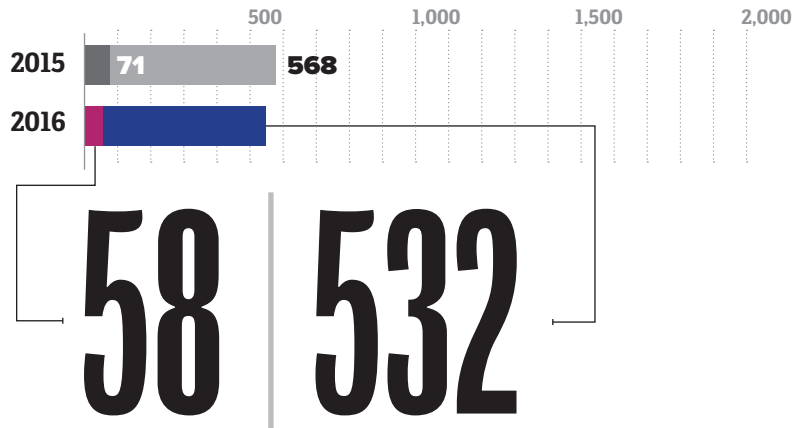
LEBANON



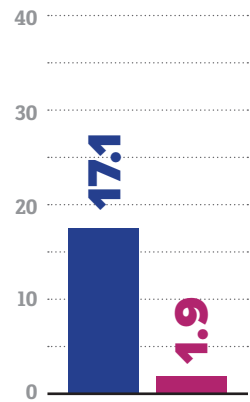
URBAN | POPULATION • 135,776 // POPULATION UNDER 18 • 31,078

2016 REPORTS REPORTS OF CHILD ABUSE

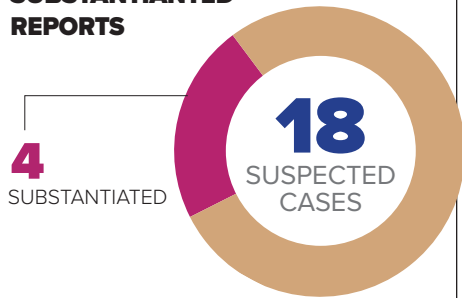
■ SUBSTANTIATED REPORTS ■ TOTAL REPORTS



CHILD ABUSE REPORTS PER 1,000 CHILDREN



CASES OF REPEAT ABUSE SUBSTANTIATED REPORTS



FATALITIES → 1 | 46
NEAR FATALITIES → 0 | 79

SUBSTANTIATED REPORTS BY GENDER OF VICTIM



39
FEMALE
67.2%

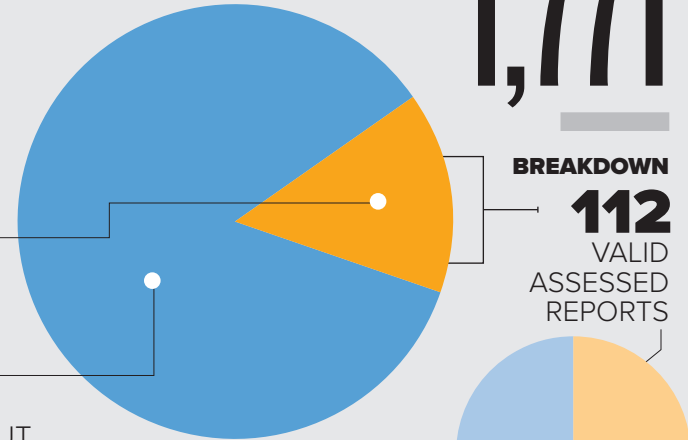


19
MALE
32.8%

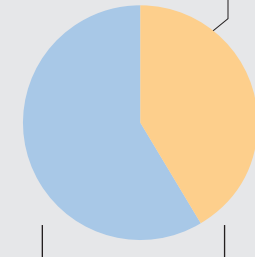
2016 REPORTS GENERAL PROTECTIVE SERVICES

0 AWAITING OUTCOME
269 ASSESSED
1,502 SCREENED OUT

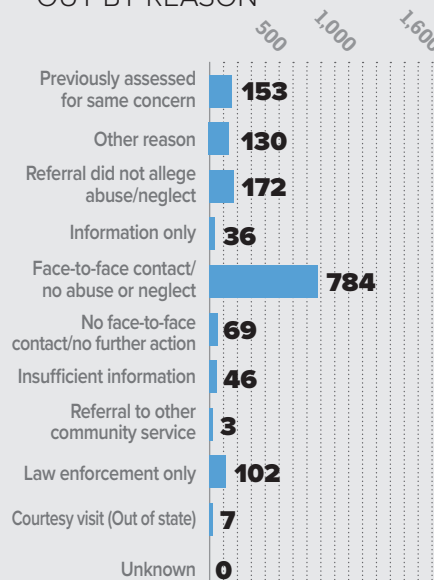
TOTAL REPORTS
1,771



BREAKDOWN
112
VALID
ASSESSED
REPORTS



BREAKDOWN REPORTS SCREENED OUT BY REASON



BREAKDOWN CHILDREN ASSESSED WITH VALID ALLEGATIONS



CHILDREN ASSESSED PER 1,000 CHILDREN



\$682,206

EXPENDITURES
CHILD ABUSE INVESTIGATIONS
AND GENERAL PROTECTIVE
SERVICES ASSESSMENTS

NOTE: In some reports, more than one child was assessed with valid allegations; therefore, the number of children assessed exceeds the number of valid assessed reports.

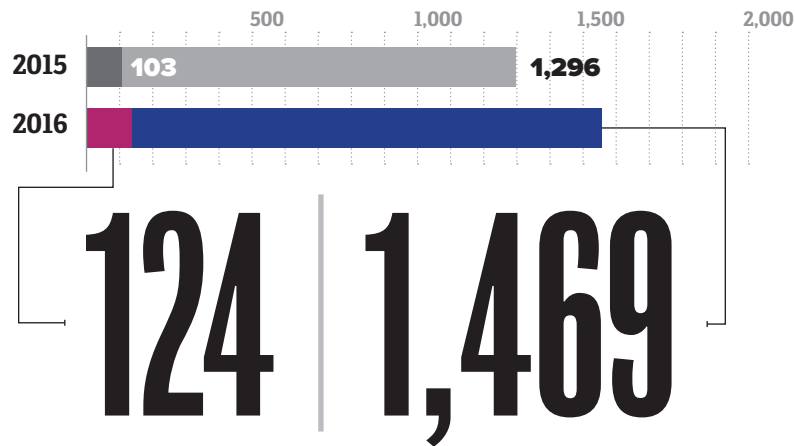
LEHIGH



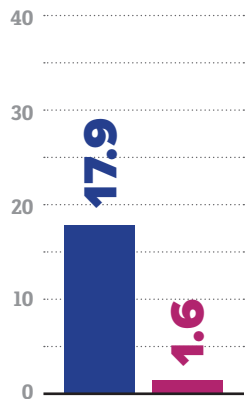
URBAN | POPULATION • 356,756 // POPULATION UNDER 18 • 81,919

2016 REPORTS REPORTS OF CHILD ABUSE

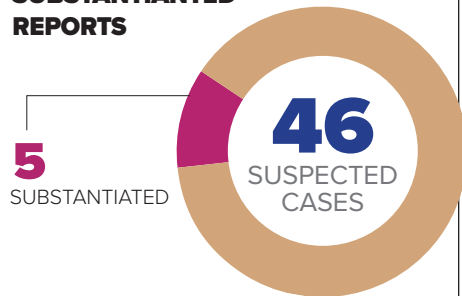
■ SUBSTANTIATED REPORTS ■ TOTAL REPORTS



CHILD ABUSE REPORTS PER 1,000 CHILDREN



CASES OF REPEAT ABUSE SUBSTANTIATED REPORTS



FATALITIES → 0 | 46
NEAR FATALITIES → 4 | 79

SUBSTANTIATED REPORTS BY GENDER OF VICTIM



79

FEMALE
63.7%



45

MALE
36.3%

2016 REPORTS GENERAL PROTECTIVE SERVICES

22

AWAITING
OUTCOME

2,244

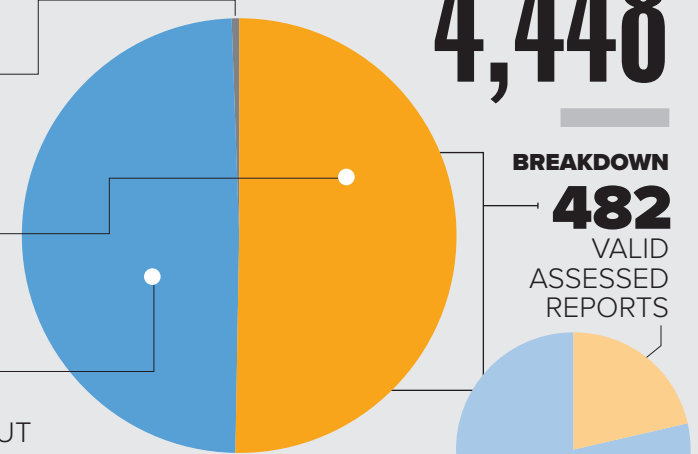
ASSESSED

2,182

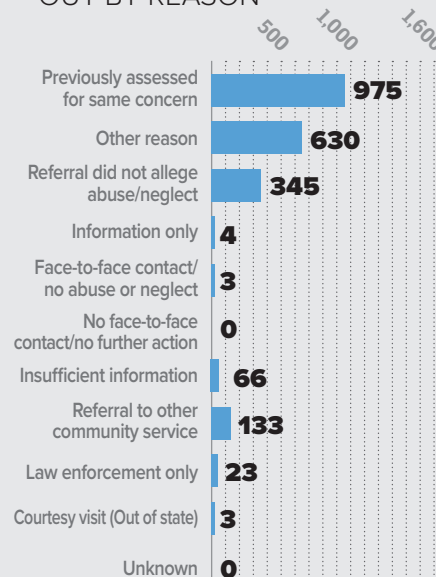
SCREENED OUT

TOTAL REPORTS
4,448

BREAKDOWN
482
VALID
ASSESSED
REPORTS

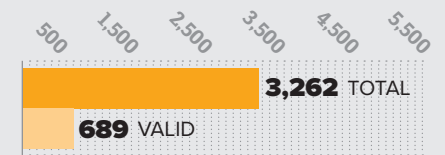


BREAKDOWN REPORTS SCREENED OUT BY REASON

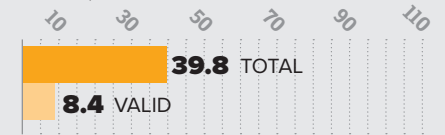


■ TOTAL
■ VALID
■ INVALID

BREAKDOWN CHILDREN ASSESSED WITH VALID ALLEGATIONS



CHILDREN ASSESSED PER 1,000 CHILDREN



\$5,048,028

EXPENDITURES
CHILD ABUSE INVESTIGATIONS
AND GENERAL PROTECTIVE
SERVICES ASSESSMENTS

NOTE: In some reports, more than one child was assessed with valid allegations; therefore, the number of children assessed exceeds the number of valid assessed reports.

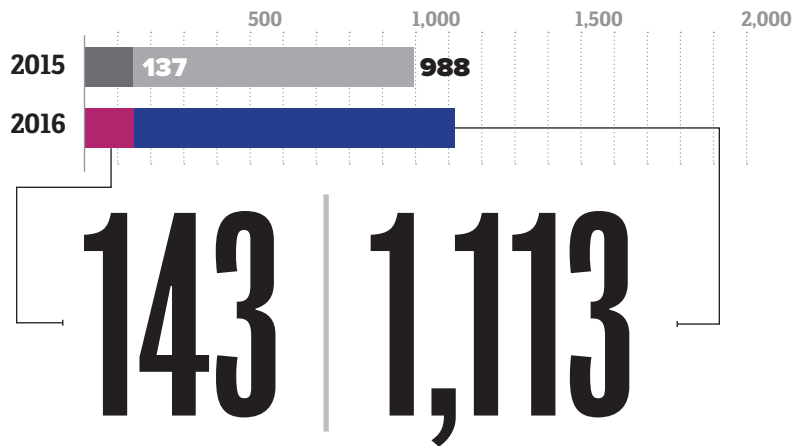
LUZERNE



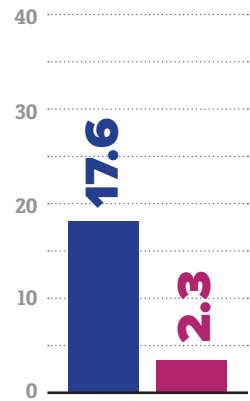
URBAN | POPULATION • 320,095 // POPULATION UNDER 18 • 63,237

2016 REPORTS REPORTS OF CHILD ABUSE

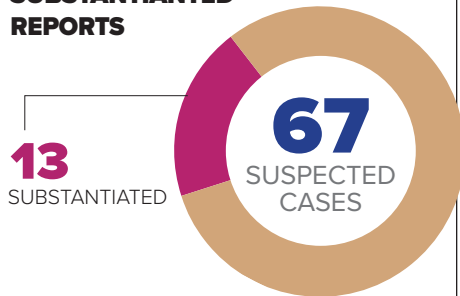
■ SUBSTANTIATED REPORTS ■ TOTAL REPORTS



CHILD ABUSE REPORTS PER 1,000 CHILDREN



CASES OF REPEAT ABUSE SUBSTANTIATED REPORTS



FATALITIES → 1 | 46
NEAR FATALITIES → 1 | 79

SUBSTANTIATED REPORTS BY GENDER OF VICTIM



88

FEMALE 61.5%



55

MALE 38.5%

2016 REPORTS GENERAL PROTECTIVE SERVICES

1,388

AWAITING OUTCOME

1,660

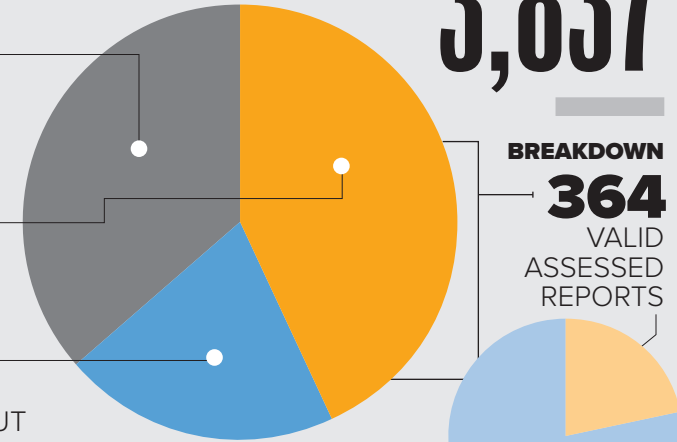
ASSESSED

789

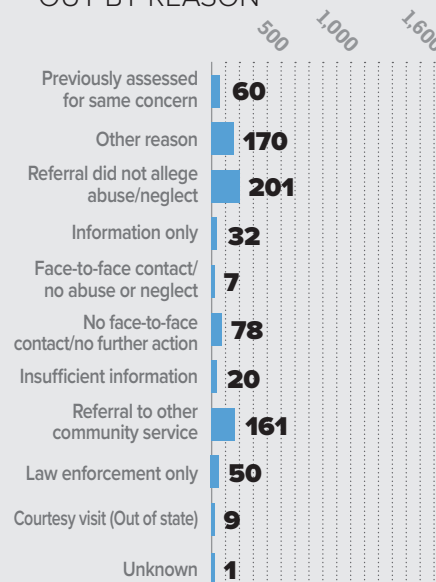
SCREENED OUT

TOTAL REPORTS
3,837

BREAKDOWN
364
VALID ASSESSED REPORTS

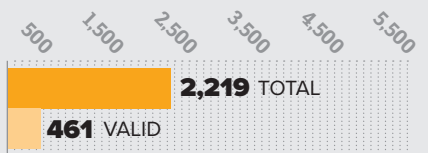


BREAKDOWN REPORTS SCREENED OUT BY REASON



■ TOTAL
■ VALID
■ INVALID

BREAKDOWN CHILDREN ASSESSED WITH VALID ALLEGATIONS



CHILDREN ASSESSED PER 1,000 CHILDREN



\$6,666,887

EXPENDITURES
CHILD ABUSE INVESTIGATIONS
AND GENERAL PROTECTIVE
SERVICES ASSESSMENTS

NOTE: In some reports, more than one child was assessed with valid allegations; therefore, the number of children assessed exceeds the number of valid assessed reports.

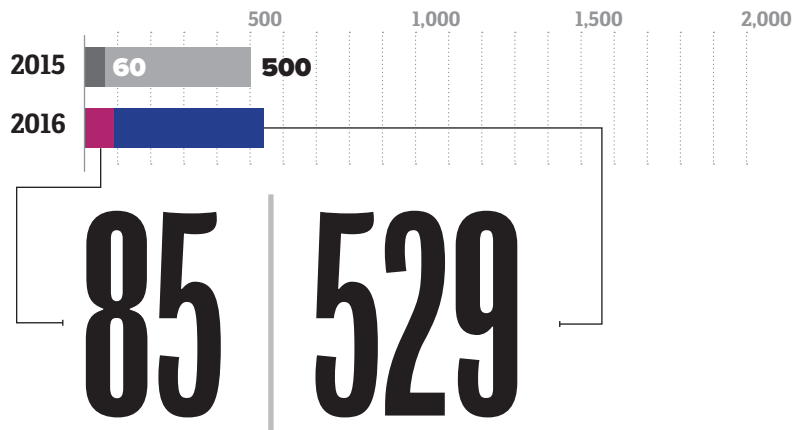
LYCOMING



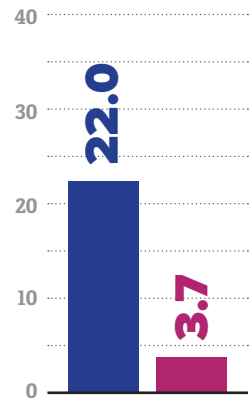
RURAL | POPULATION • 116,656 // POPULATION UNDER 18 • 24,063

2016 REPORTS REPORTS OF CHILD ABUSE

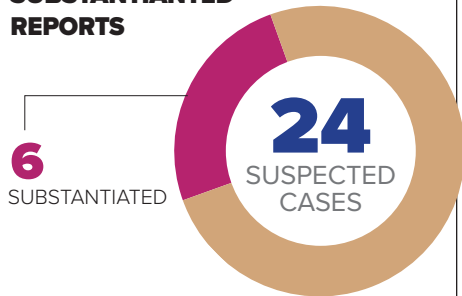
■ SUBSTANTIATED REPORTS ■ TOTAL REPORTS



CHILD ABUSE REPORTS PER 1,000 CHILDREN



CASES OF REPEAT ABUSE SUBSTANTIATED REPORTS



FATALITIES → 1 | 46
NEAR FATALITIES → 1 | 79

SUBSTANTIATED REPORTS BY GENDER OF VICTIM



49
FEMALE
57.6%

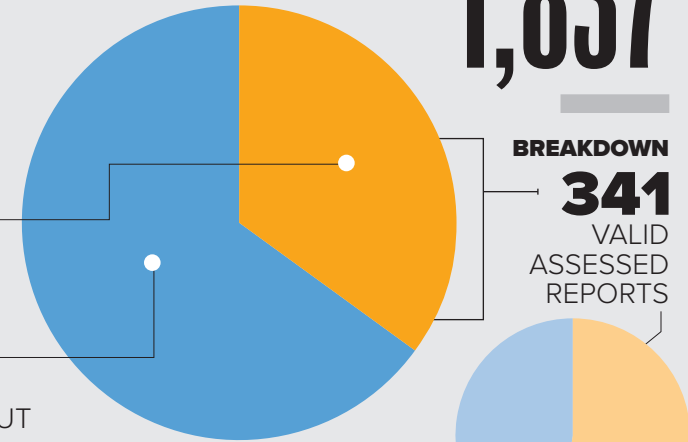


36
MALE
42.4%

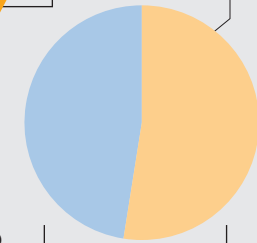
2016 REPORTS GENERAL PROTECTIVE SERVICES

TOTAL REPORTS
1,837

0 AWAITING OUTCOME
647 ASSESSED
1,190 SCREENED OUT



BREAKDOWN
341
VALID ASSESSED REPORTS



BREAKDOWN REPORTS SCREENED OUT BY REASON



BREAKDOWN CHILDREN ASSESSED WITH VALID ALLEGATIONS



CHILDREN ASSESSED PER 1,000 CHILDREN



\$1,824,987

EXPENDITURES
CHILD ABUSE INVESTIGATIONS
AND GENERAL PROTECTIVE
SERVICES ASSESSMENTS

NOTE: In some reports, more than one child was assessed with valid allegations; therefore, the number of children assessed exceeds the number of valid assessed reports.


McKEAN



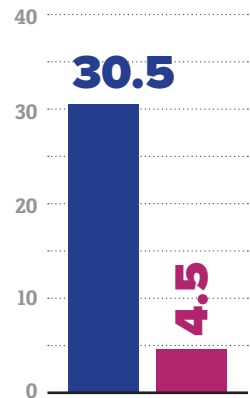
RURAL | POPULATION • 42,884 // POPULATION UNDER 18 • 8,764

2016 REPORTS REPORTS OF CHILD ABUSE

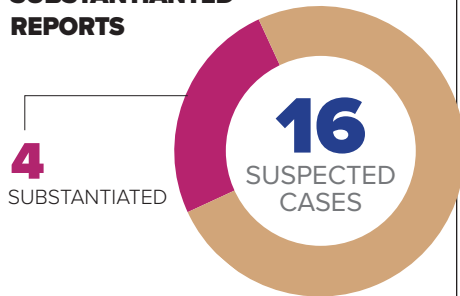
■ SUBSTANTIATED REPORTS ■ TOTAL REPORTS



CHILD ABUSE REPORTS PER 1,000 CHILDREN



CASES OF REPEAT ABUSE SUBSTANTIATED REPORTS



FATALITIES → 0 | 46
NEAR FATALITIES → 0 | 79

SUBSTANTIATED REPORTS BY GENDER OF VICTIM



24

FEMALE 63.2%



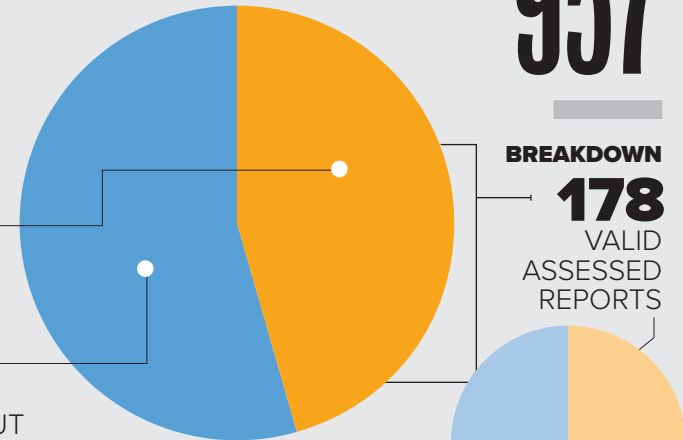
14

MALE 36.8%

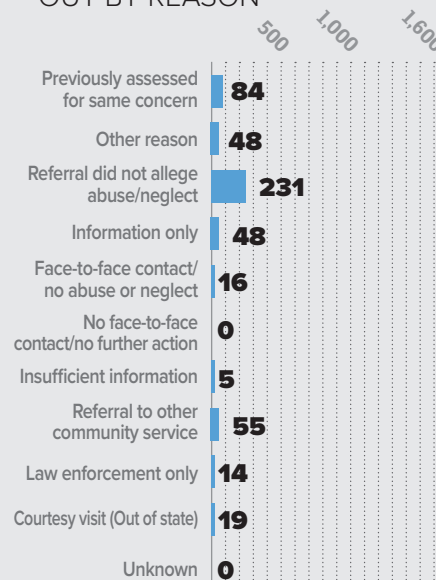
2016 REPORTS GENERAL PROTECTIVE SERVICES

TOTAL REPORTS
957

0 AWAITING OUTCOME
437 ASSESSED
520 SCREENED OUT



BREAKDOWN REPORTS SCREENED OUT BY REASON

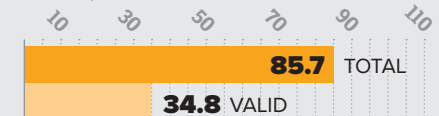


■ TOTAL
■ VALID
■ INVALID

BREAKDOWN CHILDREN ASSESSED WITH VALID ALLEGATIONS



CHILDREN ASSESSED PER 1,000 CHILDREN



\$1,166,505

EXPENDITURES
CHILD ABUSE INVESTIGATIONS
AND GENERAL PROTECTIVE
SERVICES ASSESSMENTS

NOTE: In some reports, more than one child was assessed with valid allegations; therefore, the number of children assessed exceeds the number of valid assessed reports.

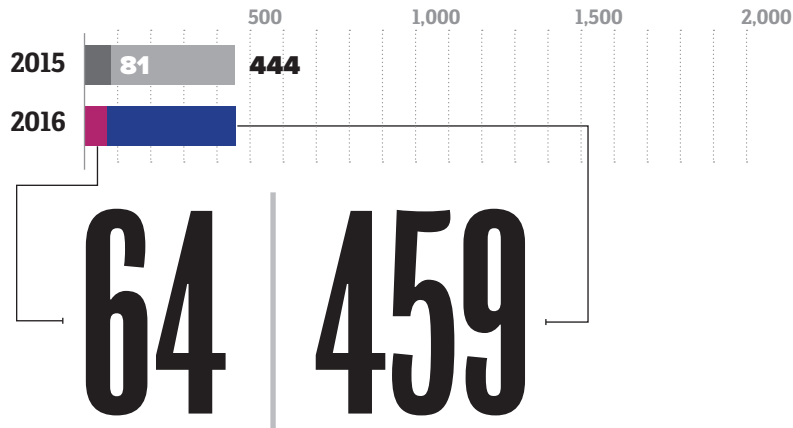
MERCER



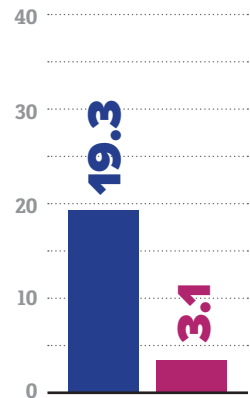
RURAL | POPULATION • 115,320 // POPULATION UNDER 18 • 23,765

2016 REPORTS REPORTS OF CHILD ABUSE

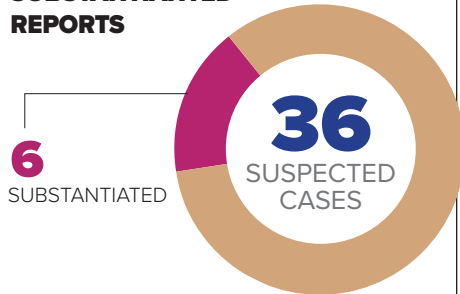
■ SUBSTANTIATED REPORTS ■ TOTAL REPORTS



CHILD ABUSE REPORTS PER 1,000 CHILDREN



CASES OF REPEAT ABUSE SUBSTANTIATED REPORTS



FATALITIES → 0 | 46
NEAR FATALITIES → 1 | 79

SUBSTANTIATED REPORTS BY GENDER OF VICTIM



30

FEMALE 46.9%



34

MALE 53.1%

2016 REPORTS GENERAL PROTECTIVE SERVICES

0

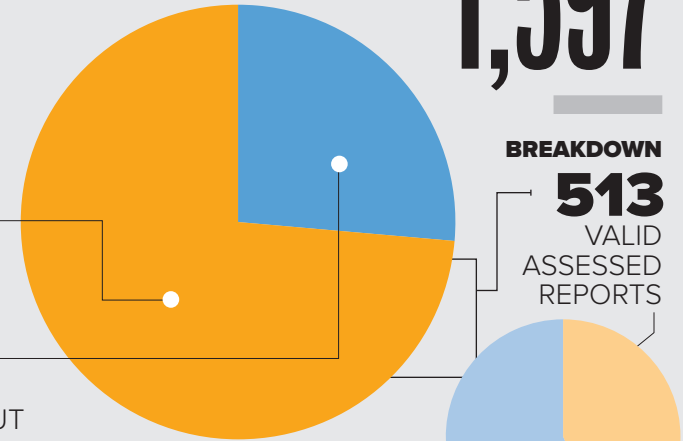
AWAITING OUTCOME

1,177 ASSESSED

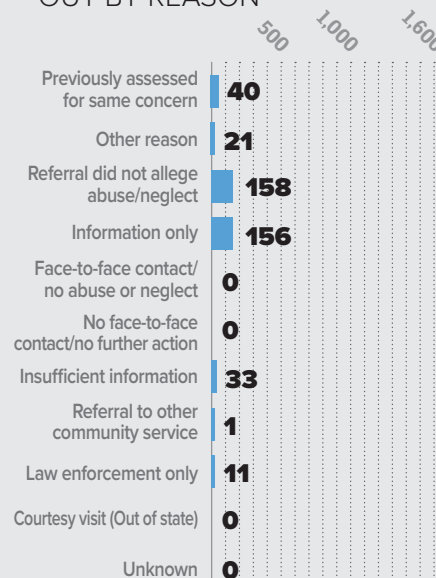
420 SCREENED OUT

TOTAL REPORTS
1,597

BREAKDOWN
513
VALID ASSESSED REPORTS

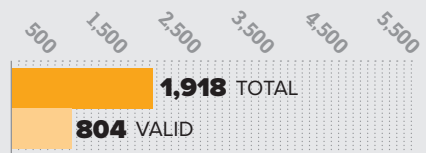


BREAKDOWN REPORTS SCREENED OUT BY REASON

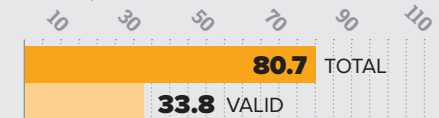


■ TOTAL
■ VALID
■ INVALID

BREAKDOWN CHILDREN ASSESSED WITH VALID ALLEGATIONS



CHILDREN ASSESSED PER 1,000 CHILDREN



\$1,326,055

EXPENDITURES
CHILD ABUSE INVESTIGATIONS
AND GENERAL PROTECTIVE
SERVICES ASSESSMENTS

NOTE: In some reports, more than one child was assessed with valid allegations; therefore, the number of children assessed exceeds the number of valid assessed reports.

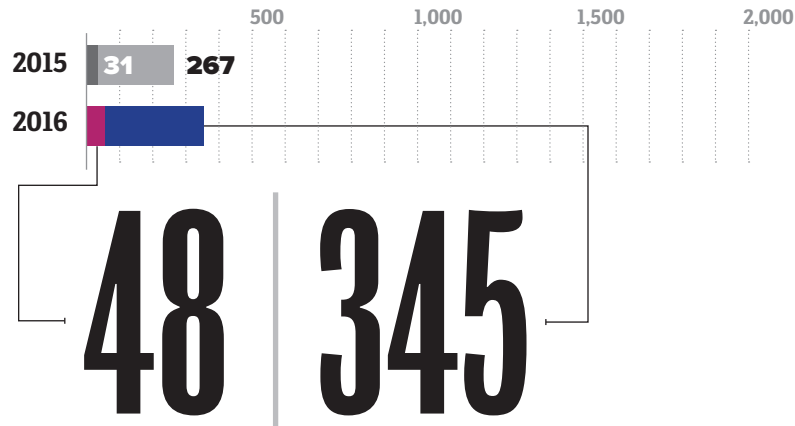
MIFFLIN



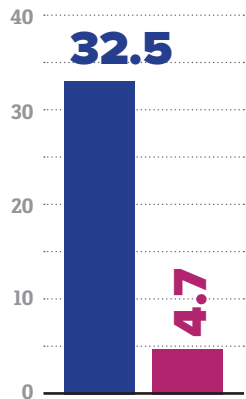
RURAL | POPULATION • 46,675 // POPULATION UNDER 18 • 10,614

2016 REPORTS REPORTS OF CHILD ABUSE

■ SUBSTANTIATED REPORTS ■ TOTAL REPORTS



CHILD ABUSE REPORTS PER 1,000 CHILDREN



CASES OF REPEAT ABUSE SUBSTANTIATED REPORTS



FATALITIES → 0 | 46
NEAR FATALITIES → 0 | 79

SUBSTANTIATED REPORTS BY GENDER OF VICTIM



32

FEMALE
66.7%



16

MALE
33.3%

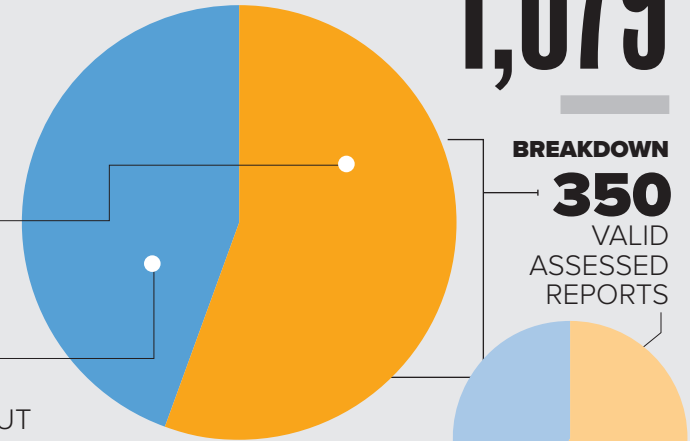
2016 REPORTS GENERAL PROTECTIVE SERVICES

0
AWAITING
OUTCOME

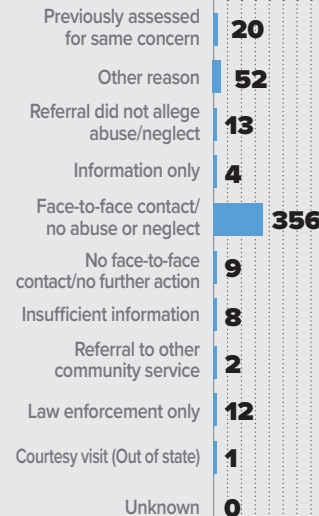
602
ASSESSED

477
SCREENED OUT

TOTAL REPORTS
1,079



BREAKDOWN REPORTS SCREENED OUT BY REASON



BREAKDOWN CHILDREN ASSESSED WITH VALID ALLEGATIONS

957 TOTAL
554 VALID

CHILDREN ASSESSED PER 1,000 CHILDREN

90.2 TOTAL
52.2 VALID

\$1,655,835

EXPENDITURES
CHILD ABUSE INVESTIGATIONS
AND GENERAL PROTECTIVE
SERVICES ASSESSMENTS

NOTE: In some reports, more than one child was assessed with valid allegations; therefore, the number of children assessed exceeds the number of valid assessed reports.

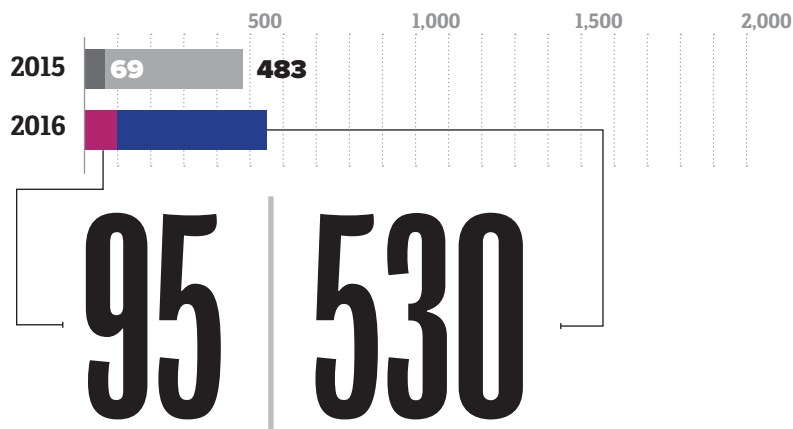
MONROE



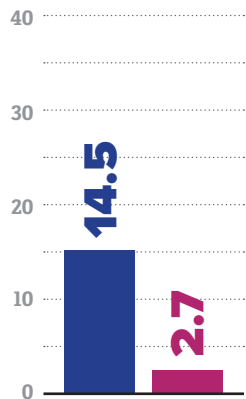
RURAL | POPULATION • 167,881 // POPULATION UNDER 18 • 36,576

2016 REPORTS REPORTS OF CHILD ABUSE

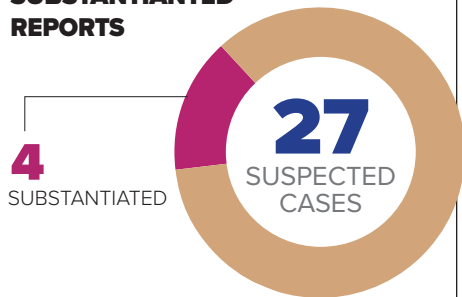
■ SUBSTANTIATED REPORTS ■ TOTAL REPORTS



CHILD ABUSE REPORTS PER 1,000 CHILDREN



CASES OF REPEAT ABUSE SUBSTANTIATED REPORTS



FATALITIES → **2** | 46
NEAR FATALITIES → **0** | 79

SUBSTANTIATED REPORTS BY GENDER OF VICTIM



52

FEMALE 54.7%



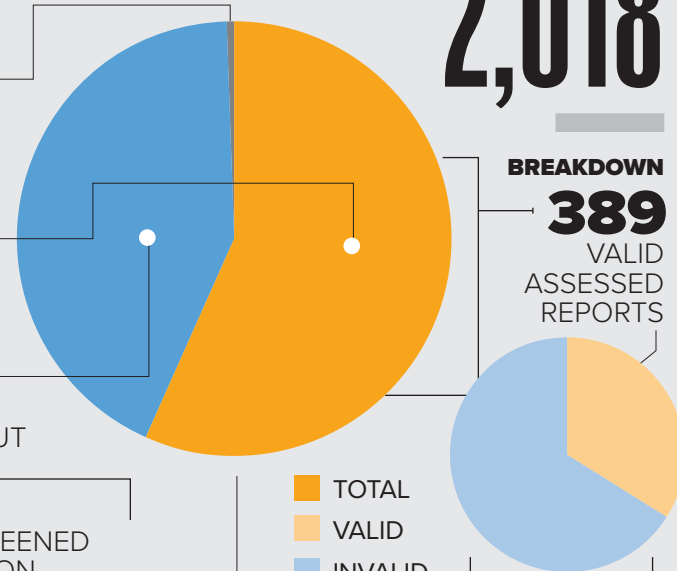
43

MALE 45.3%

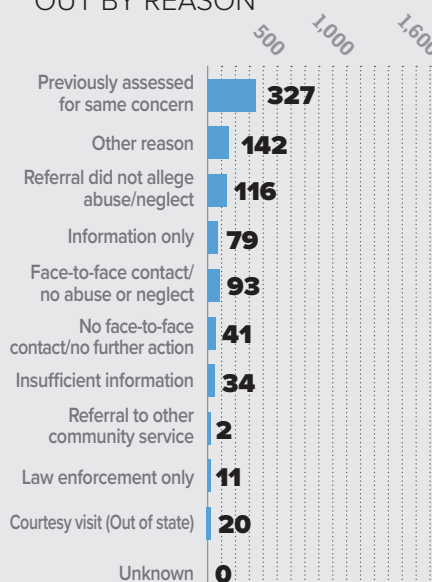
2016 REPORTS GENERAL PROTECTIVE SERVICES

8 AWAITING OUTCOME
1,145 ASSESSED
865 SCREENED OUT

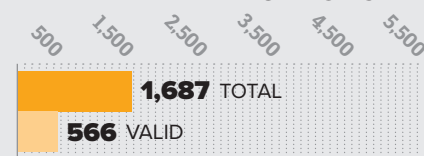
TOTAL REPORTS
2,018



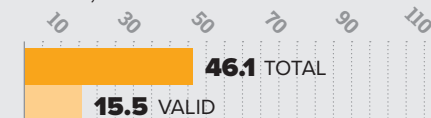
BREAKDOWN REPORTS SCREENED OUT BY REASON



BREAKDOWN CHILDREN ASSESSED WITH VALID ALLEGATIONS



CHILDREN ASSESSED PER 1,000 CHILDREN



\$2,215,734

EXPENDITURES
CHILD ABUSE INVESTIGATIONS
AND GENERAL PROTECTIVE
SERVICES ASSESSMENTS

NOTE: In some reports, more than one child was assessed with valid allegations; therefore, the number of children assessed exceeds the number of valid assessed reports.

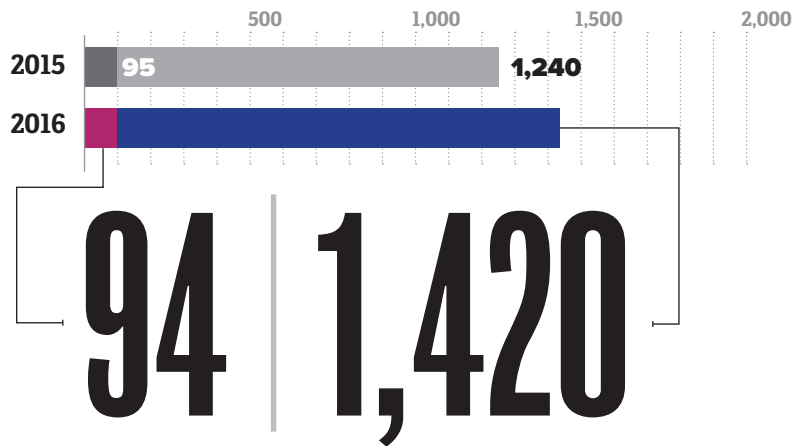
MONTGOMERY




URBAN | POPULATION • 812,970 // POPULATION UNDER 18 • 180,315

2016 REPORTS REPORTS OF CHILD ABUSE

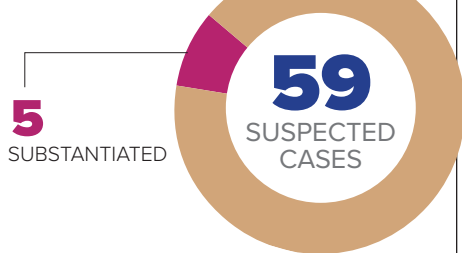
■ SUBSTANTIATED REPORTS ■ TOTAL REPORTS



CHILD ABUSE REPORTS PER 1,000 CHILDREN



CASES OF REPEAT ABUSE SUBSTANTIATED REPORTS



FATALITIES → 1 | 46
NEAR FATALITIES → 3 | 79

SUBSTANTIATED REPORTS BY GENDER OF VICTIM



65

FEMALE
69.1%

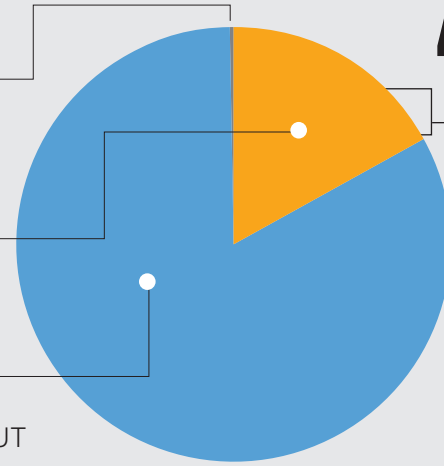


29

MALE
30.9%

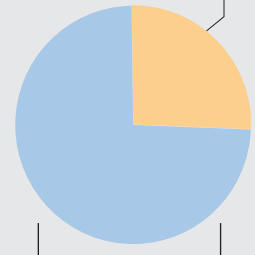
2016 REPORTS GENERAL PROTECTIVE SERVICES

1 AWAITING OUTCOME
774 ASSESSED
3,787 SCREENED OUT

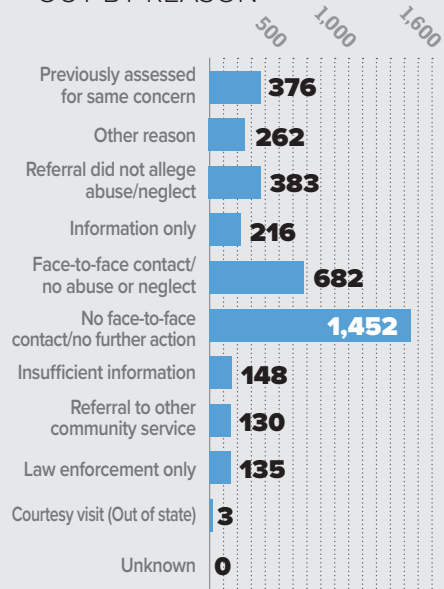


TOTAL REPORTS
4,562

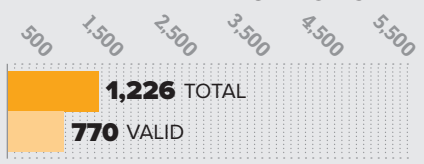
BREAKDOWN
488
VALID ASSESSED REPORTS




BREAKDOWN REPORTS SCREENED OUT BY REASON



BREAKDOWN CHILDREN ASSESSED WITH VALID ALLEGATIONS



CHILDREN ASSESSED PER 1,000 CHILDREN



\$2,759,389

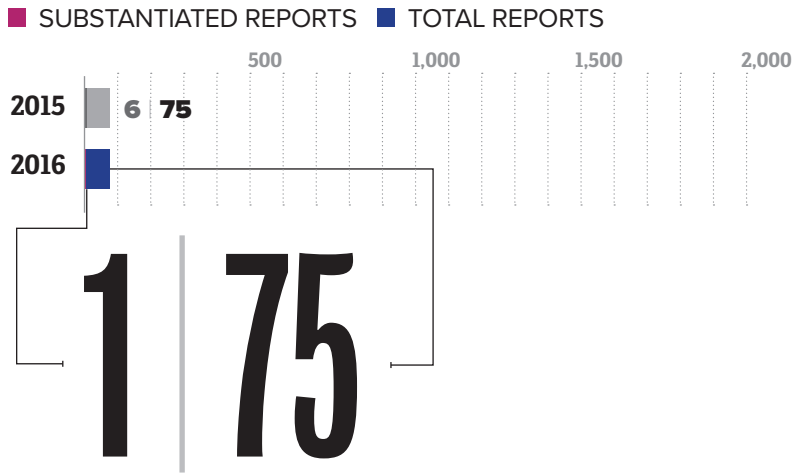
EXPENDITURES
CHILD ABUSE INVESTIGATIONS
AND GENERAL PROTECTIVE
SERVICES ASSESSMENTS

NOTE: In some reports, more than one child was assessed with valid allegations; therefore, the number of children assessed exceeds the number of valid assessed reports.

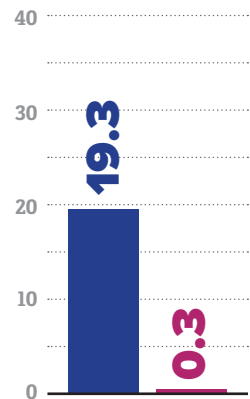
MONTOUR

RURAL | POPULATION • 18,508 // POPULATION UNDER 18 • 3,877

2016 REPORTS REPORTS OF CHILD ABUSE



CHILD ABUSE REPORTS PER 1,000 CHILDREN



CASES OF REPEAT ABUSE SUBSTANTIATED REPORTS



FATALITIES → 0 | 46
NEAR FATALITIES → 0 | 79

SUBSTANTIATED REPORTS BY GENDER OF VICTIM



1

FEMALE 100%

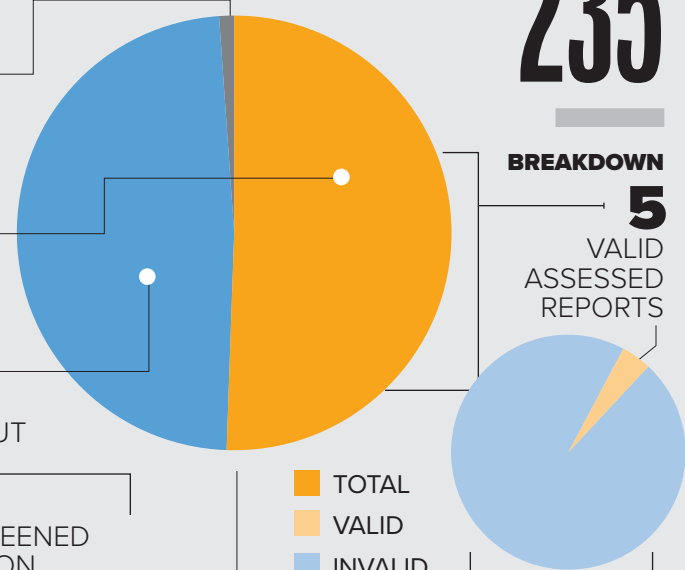


MALE 0%

2016 REPORTS GENERAL PROTECTIVE SERVICES

2 AWAITING OUTCOME
119 ASSESSED
114 SCREENED OUT

TOTAL REPORTS
235



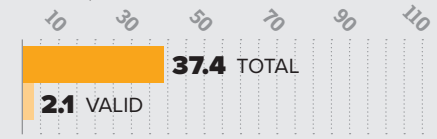
BREAKDOWN REPORTS SCREENED OUT BY REASON



BREAKDOWN CHILDREN ASSESSED WITH VALID ALLEGATIONS



CHILDREN ASSESSED PER 1,000 CHILDREN



\$367,258

EXPENDITURES
CHILD ABUSE INVESTIGATIONS
AND GENERAL PROTECTIVE
SERVICES ASSESSMENTS

NOTE: In some reports, more than one child was assessed with valid allegations; therefore, the number of children assessed exceeds the number of valid assessed reports.

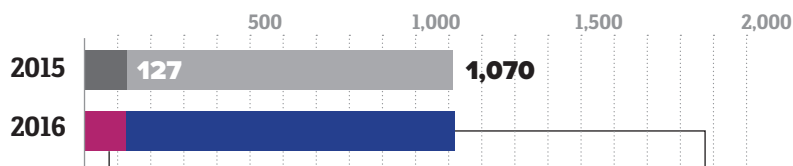
NORTHAMPTON



URBAN | POPULATION • 299,616 // POPULATION UNDER 18 • 62,627

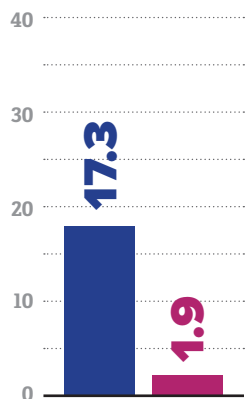
2016 REPORTS REPORTS OF CHILD ABUSE

■ SUBSTANTIATED REPORTS ■ TOTAL REPORTS

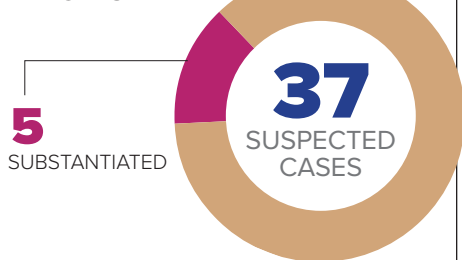


119 | 1,084

CHILD ABUSE REPORTS PER 1,000 CHILDREN



CASES OF REPEAT ABUSE SUBSTANTIATED REPORTS



FATALITIES → 0 | 46
NEAR FATALITIES → 2 | 79

SUBSTANTIATED REPORTS BY GENDER OF VICTIM



68

FEMALE
57.1%



51

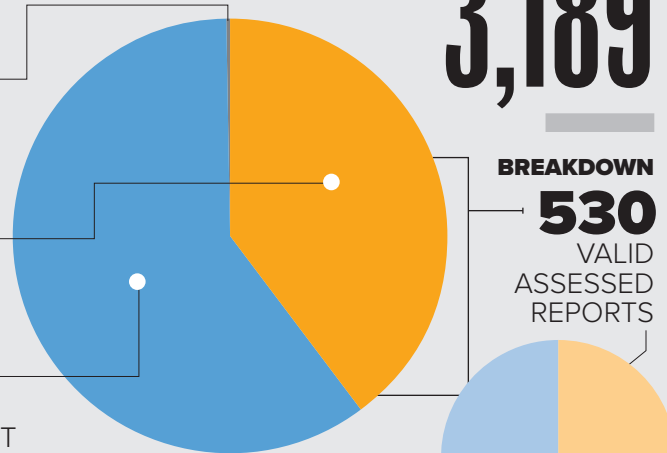
MALE
42.9%

2016 REPORTS GENERAL PROTECTIVE SERVICES

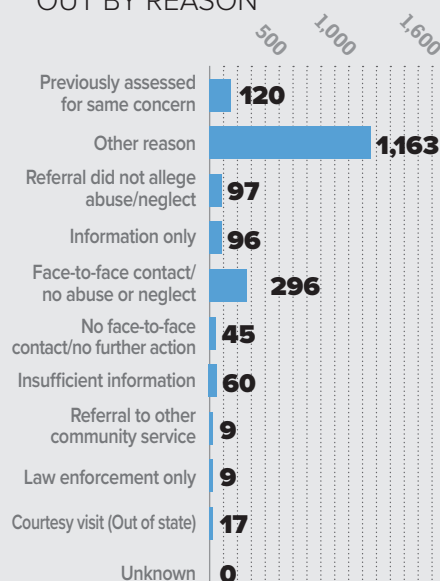
2 AWAITING OUTCOME
1,275 ASSESSED
1,912 SCREENED OUT

TOTAL REPORTS
3,189

BREAKDOWN
530
VALID ASSESSED REPORTS

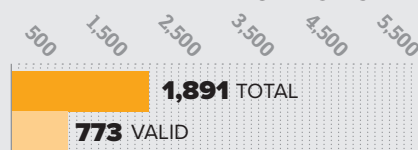


BREAKDOWN REPORTS SCREENED OUT BY REASON

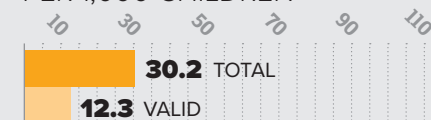


■ TOTAL
■ VALID
■ INVALID

BREAKDOWN CHILDREN ASSESSED WITH VALID ALLEGATIONS



CHILDREN ASSESSED PER 1,000 CHILDREN



\$4,782,241

EXPENDITURES
CHILD ABUSE INVESTIGATIONS
AND GENERAL PROTECTIVE
SERVICES ASSESSMENTS

NOTE: In some reports, more than one child was assessed with valid allegations; therefore, the number of children assessed exceeds the number of valid assessed reports.

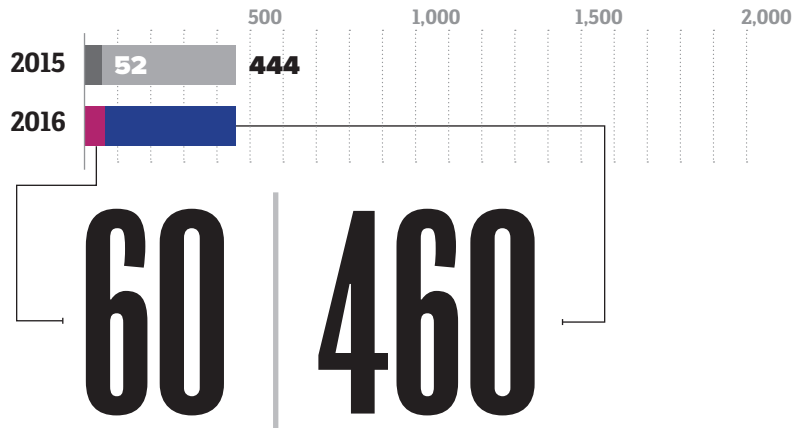
NORTHUMBERLAND



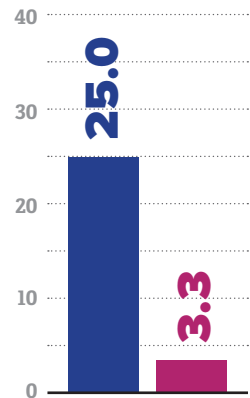
RURAL | POPULATION • 94,006 // POPULATION UNDER 18 • 18,408

2016 REPORTS REPORTS OF CHILD ABUSE

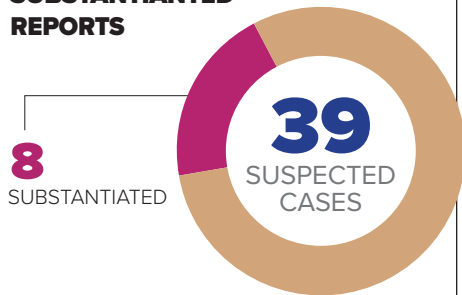
■ SUBSTANTIATED REPORTS ■ TOTAL REPORTS



CHILD ABUSE REPORTS PER 1,000 CHILDREN



CASES OF REPEAT ABUSE SUBSTANTIATED REPORTS



FATALITIES → 0 | 46
NEAR FATALITIES → 0 | 79

SUBSTANTIATED REPORTS BY GENDER OF VICTIM



41

FEMALE
68.3%



19

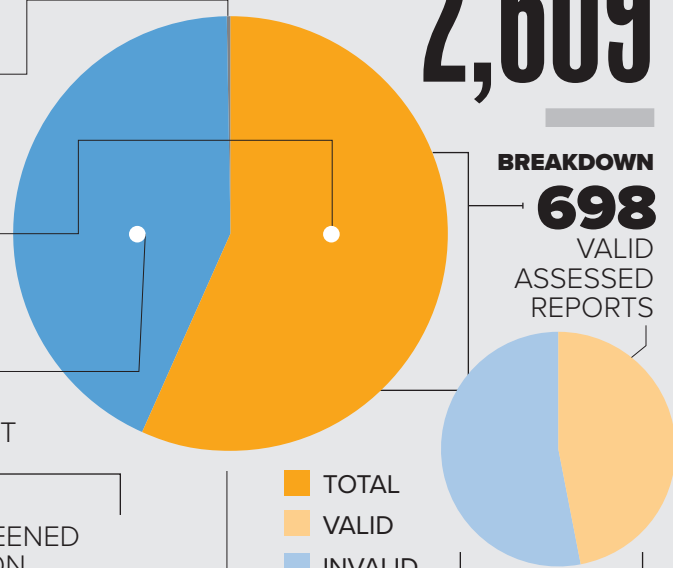
MALE
31.7%

2016 REPORTS GENERAL PROTECTIVE SERVICES

5 AWAITING OUTCOME
1,485 ASSESSED
1,119 SCREENED OUT

TOTAL REPORTS
2,609

BREAKDOWN
698
VALID ASSESSED REPORTS

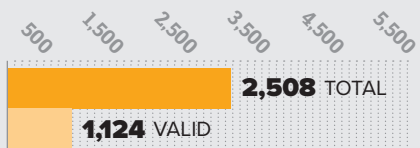


BREAKDOWN REPORTS SCREENED OUT BY REASON



■ TOTAL
■ VALID
■ INVALID

BREAKDOWN CHILDREN ASSESSED WITH VALID ALLEGATIONS



CHILDREN ASSESSED PER 1,000 CHILDREN



\$1,624,291

EXPENDITURES
CHILD ABUSE INVESTIGATIONS
AND GENERAL PROTECTIVE
SERVICES ASSESSMENTS

NOTE: In some reports, more than one child was assessed with valid allegations; therefore, the number of children assessed exceeds the number of valid assessed reports.

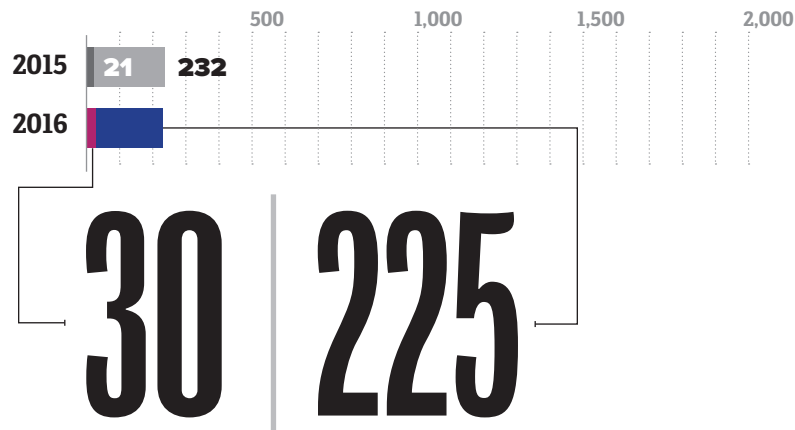
PERRY



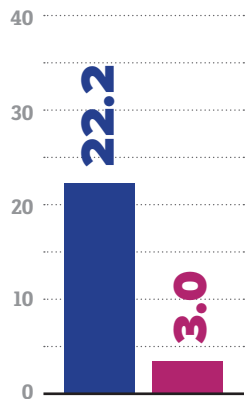
RURAL | POPULATION • 45,677 // POPULATION UNDER 18 • 10,137

2016 REPORTS REPORTS OF CHILD ABUSE

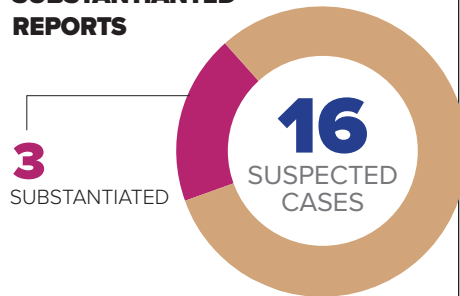
■ SUBSTANTIATED REPORTS ■ TOTAL REPORTS



CHILD ABUSE REPORTS PER 1,000 CHILDREN



CASES OF REPEAT ABUSE SUBSTANTIATED REPORTS



FATALITIES → **2** | 46
NEAR FATALITIES → **0** | 79

SUBSTANTIATED REPORTS BY GENDER OF VICTIM



23

FEMALE
76.7%



7

MALE
23.3%

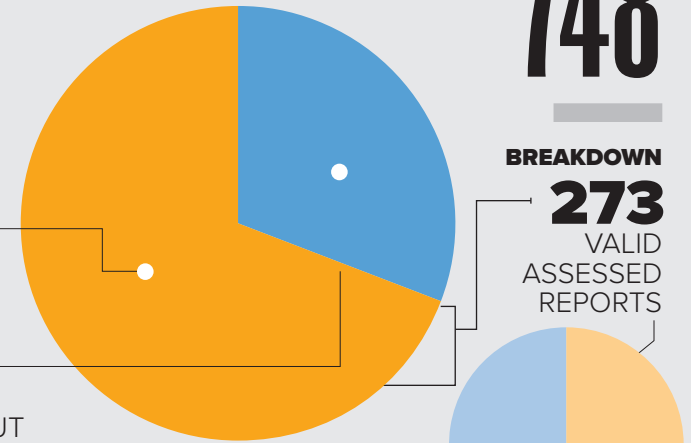
2016 REPORTS GENERAL PROTECTIVE SERVICES

TOTAL REPORTS
748

0
AWAITING
OUTCOME

518
ASSESSED

230
SCREENED OUT



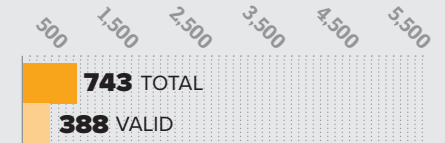
BREAKDOWN
273
VALID
ASSESSED
REPORTS

BREAKDOWN REPORTS SCREENED OUT BY REASON




■ TOTAL
■ VALID
■ INVALID

BREAKDOWN CHILDREN ASSESSED WITH VALID ALLEGATIONS



CHILDREN ASSESSED PER 1,000 CHILDREN



\$477,436

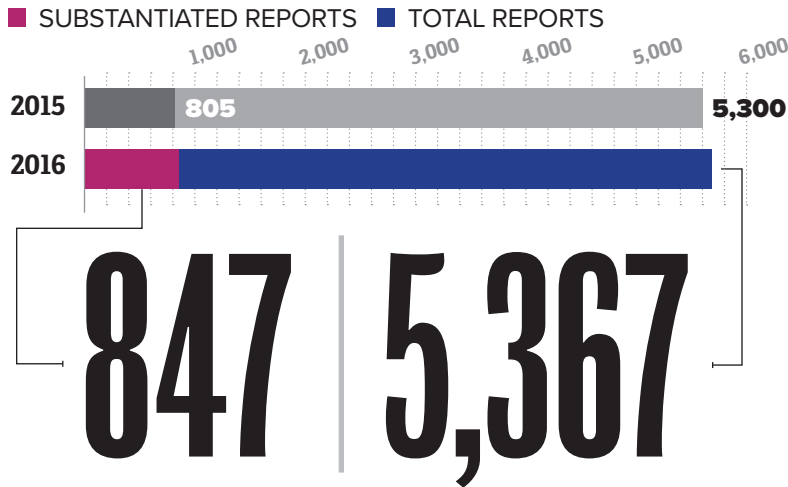
EXPENDITURES
CHILD ABUSE INVESTIGATIONS
AND GENERAL PROTECTIVE
SERVICES ASSESSMENTS

NOTE: In some reports, more than one child was assessed with valid allegations; therefore, the number of children assessed exceeds the number of valid assessed reports.

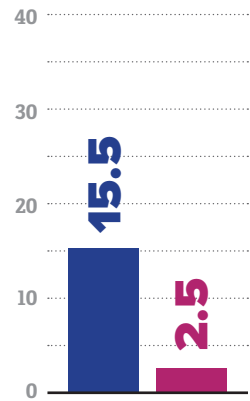
PHILADELPHIA

URBAN | POPULATION • 1,555,072 // POPULATION UNDER 18 • 345,394

2016 REPORTS REPORTS OF CHILD ABUSE



CHILD ABUSE REPORTS PER 1,000 CHILDREN



CASES OF REPEAT ABUSE SUBSTANTIATED REPORTS



FATALITIES  9 | 46
NEAR FATALITIES  11 | 79

SUBSTANTIATED REPORTS BY GENDER OF VICTIM



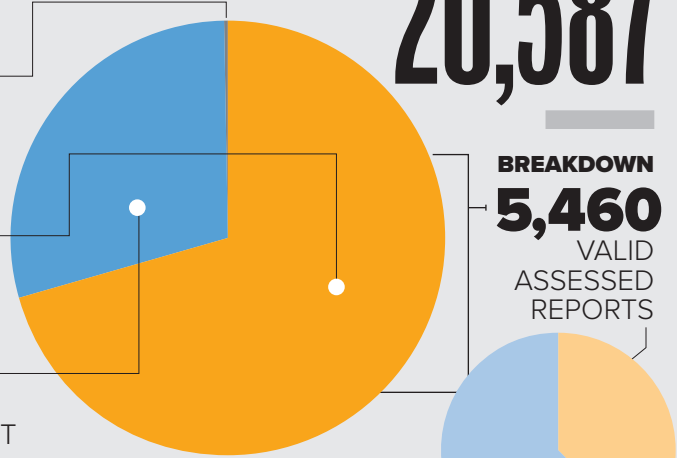
503
FEMALE
59.3%



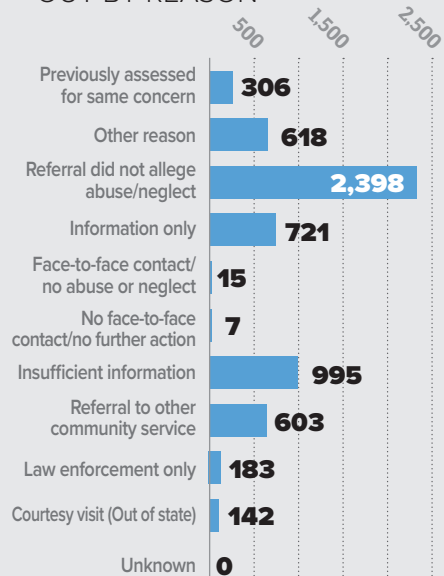
344
MALE
40.7%

2016 REPORTS GENERAL PROTECTIVE SERVICES

24
AWAITING
OUTCOME
14,575
ASSESSED
5,988
SCREENED OUT

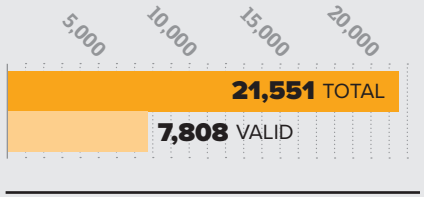


BREAKDOWN REPORTS SCREENED OUT BY REASON

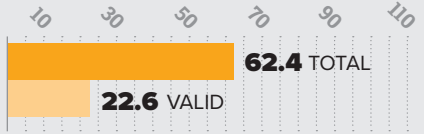


TOTAL
VALID
INVALID

BREAKDOWN CHILDREN ASSESSED WITH VALID ALLEGATIONS



CHILDREN ASSESSED PER 1,000 CHILDREN



\$33,837,429

EXPENDITURES
CHILD ABUSE INVESTIGATIONS
AND GENERAL PROTECTIVE
SERVICES ASSESSMENTS

NOTE: In some reports, more than one child was assessed with valid allegations; therefore, the number of children assessed exceeds the number of valid assessed reports.

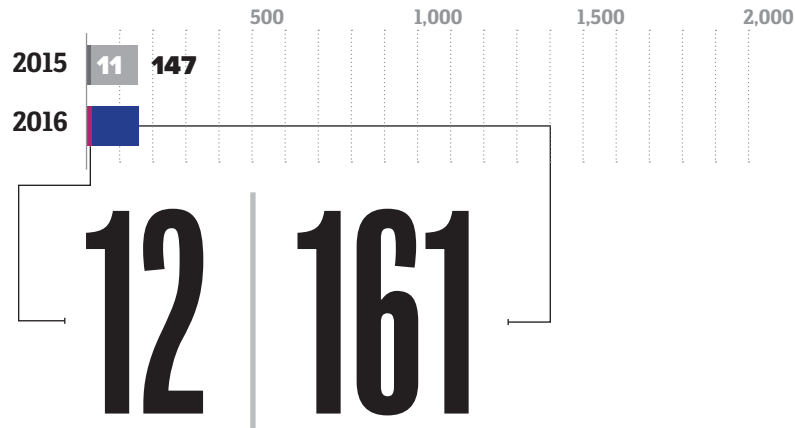
PIKE



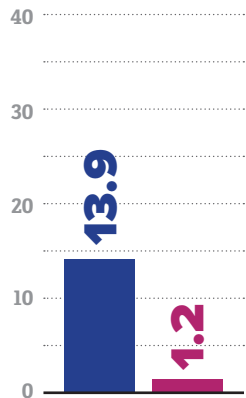
RURAL | POPULATION • 56,632 // POPULATION UNDER 18 • 11,622

2016 REPORTS REPORTS OF CHILD ABUSE

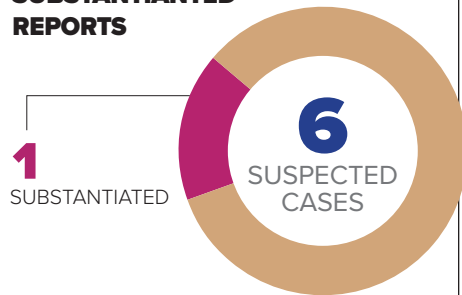
■ SUBSTANTIATED REPORTS ■ TOTAL REPORTS



CHILD ABUSE REPORTS PER 1,000 CHILDREN



CASES OF REPEAT ABUSE SUBSTANTIATED REPORTS



FATALITIES → 0 | 46
NEAR FATALITIES → 1 | 79

SUBSTANTIATED REPORTS BY GENDER OF VICTIM



7

FEMALE 58.3%



5

MALE 41.7%

2016 REPORTS GENERAL PROTECTIVE SERVICES

8

AWAITING OUTCOME

203

ASSESSED

433

SCREENED OUT

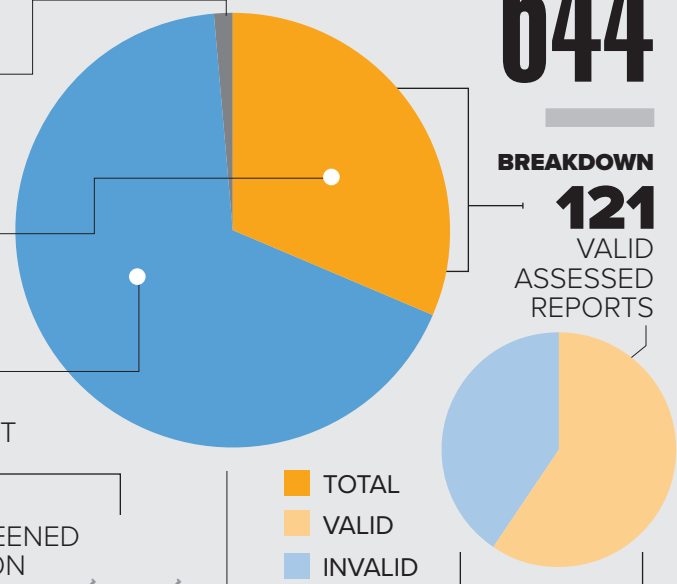
TOTAL REPORTS

644

BREAKDOWN

121

VALID ASSESSED REPORTS



BREAKDOWN REPORTS SCREENED OUT BY REASON



BREAKDOWN CHILDREN ASSESSED WITH VALID ALLEGATIONS

306 TOTAL
170 VALID

CHILDREN ASSESSED PER 1,000 CHILDREN


26.3 TOTAL
14.6 VALID

\$396,120

EXPENDITURES
CHILD ABUSE INVESTIGATIONS
AND GENERAL PROTECTIVE
SERVICES ASSESSMENTS

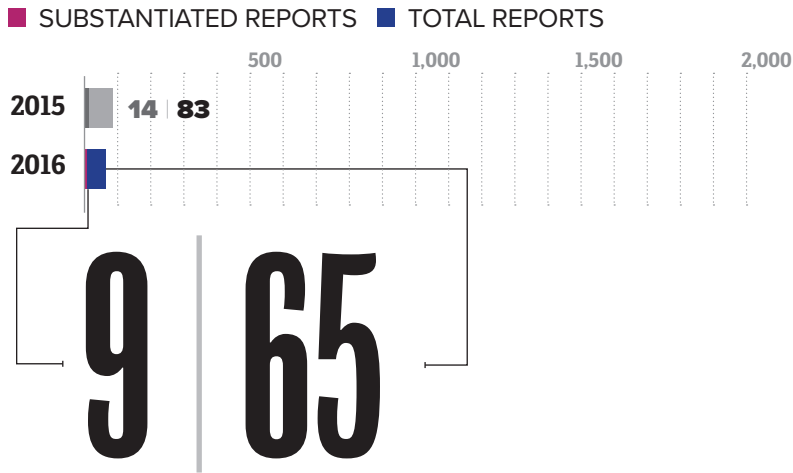
NOTE: In some reports, more than one child was assessed with valid allegations; therefore, the number of children assessed exceeds the number of valid assessed reports.

POTTER

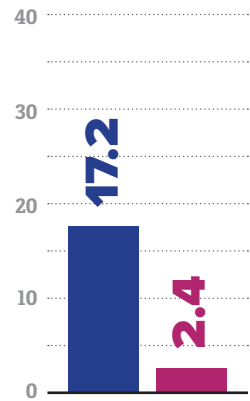


RURAL | POPULATION • 17,377 // POPULATION UNDER 18 • 3,778

2016 REPORTS REPORTS OF CHILD ABUSE



CHILD ABUSE REPORTS PER 1,000 CHILDREN



CASES OF REPEAT ABUSE SUBSTANTIATED REPORTS



FATALITIES → 0 | 46
NEAR FATALITIES → 0 | 79

SUBSTANTIATED REPORTS BY GENDER OF VICTIM



4

FEMALE
44.4%



5

MALE
55.6%

2016 REPORTS GENERAL PROTECTIVE SERVICES

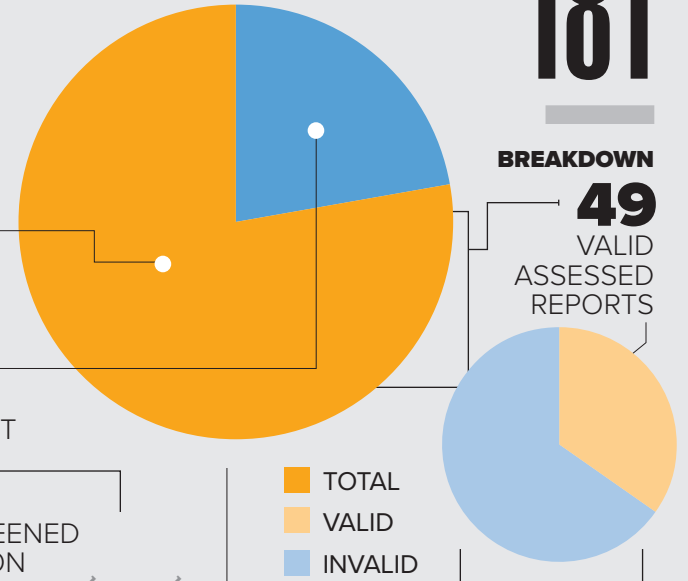
0
AWAITING
OUTCOME

141
ASSESSED

40
SCREENED OUT

TOTAL REPORTS
181

BREAKDOWN
49
VALID
ASSESSED
REPORTS




BREAKDOWN REPORTS SCREENED OUT BY REASON

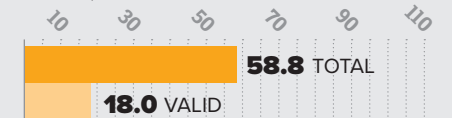


■ TOTAL
■ VALID
■ INVALID

BREAKDOWN CHILDREN ASSESSED WITH VALID ALLEGATIONS



CHILDREN ASSESSED PER 1,000 CHILDREN



\$464,511

EXPENDITURES
CHILD ABUSE INVESTIGATIONS
AND GENERAL PROTECTIVE
SERVICES ASSESSMENTS

NOTE: This data depicts the reports that were investigated and substantiated by the county children and youth agency.

NOTE: In some reports, more than one child was assessed with valid allegations; therefore, the number of children assessed exceeds the number of valid assessed reports.

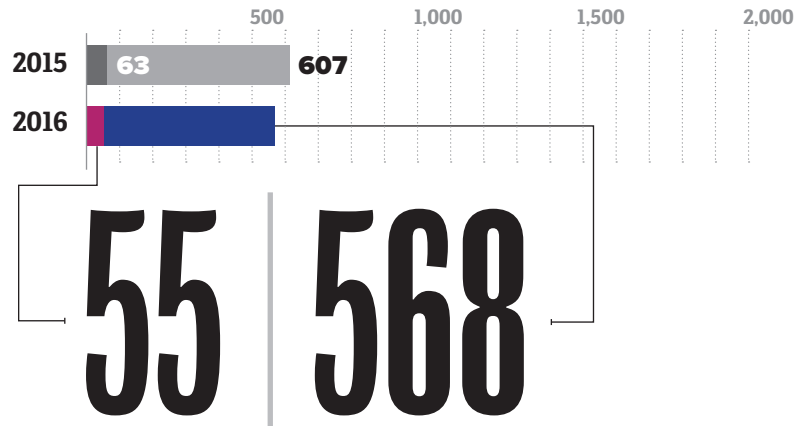
SCHUYLKILL



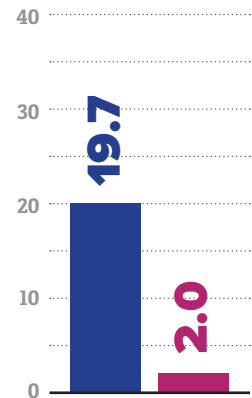
RURAL | POPULATION • 146,360 // POPULATION UNDER 18 • 28,783

2016 REPORTS REPORTS OF CHILD ABUSE

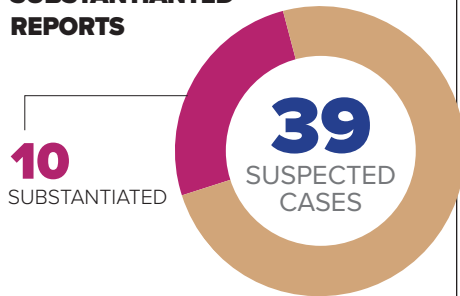
■ SUBSTANTIATED REPORTS ■ TOTAL REPORTS



CHILD ABUSE REPORTS PER 1,000 CHILDREN



CASES OF REPEAT ABUSE SUBSTANTIATED REPORTS



FATALITIES → 1 | 46
NEAR FATALITIES → 2 | 79

SUBSTANTIATED REPORTS BY GENDER OF VICTIM



35

FEMALE
63.6%



20

MALE
36.4%

2016 REPORTS GENERAL PROTECTIVE SERVICES

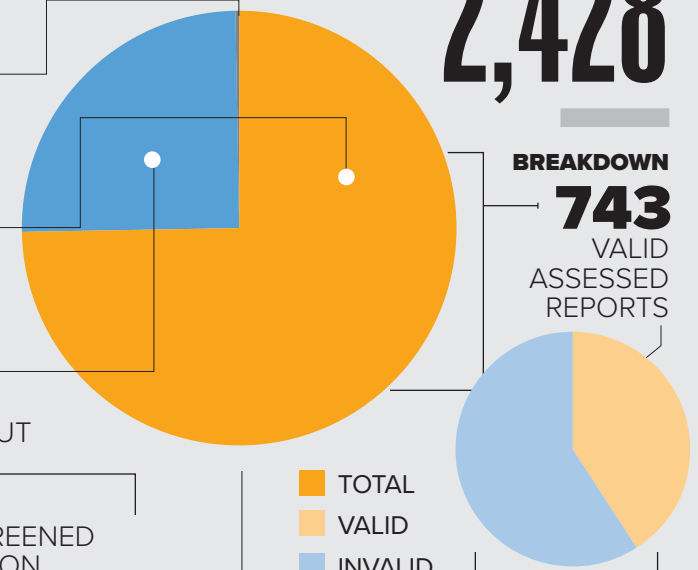
1
AWAITING
OUTCOME

1,816
ASSESSED

611
SCREENED OUT

TOTAL REPORTS
2,428

BREAKDOWN
743
VALID
ASSESSED
REPORTS

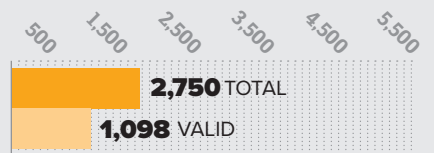


BREAKDOWN REPORTS SCREENED OUT BY REASON

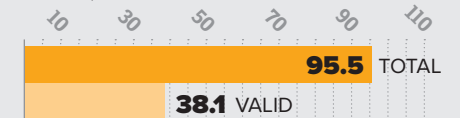


■ TOTAL
■ VALID
■ INVALID

BREAKDOWN CHILDREN ASSESSED WITH VALID ALLEGATIONS



CHILDREN ASSESSED PER 1,000 CHILDREN



\$3,342,530


EXPENDITURES
CHILD ABUSE INVESTIGATIONS
AND GENERAL PROTECTIVE
SERVICES ASSESSMENTS

NOTE: In some reports, more than one child was assessed with valid allegations; therefore, the number of children assessed exceeds the number of valid assessed reports.

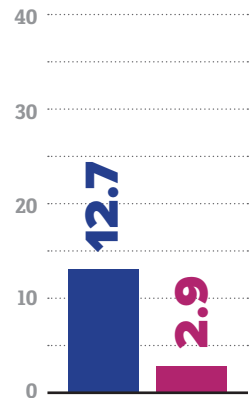
SNYDER

RURAL | POPULATION • 40,046 // POPULATION UNDER 18 • 8,709

2016 REPORTS REPORTS OF CHILD ABUSE



CHILD ABUSE REPORTS PER 1,000 CHILDREN



CASES OF REPEAT ABUSE SUBSTANTIATED REPORTS



FATALITIES → 0 | 46
NEAR FATALITIES → 0 | 79

SUBSTANTIATED REPORTS BY GENDER OF VICTIM



16

FEMALE 64.0%



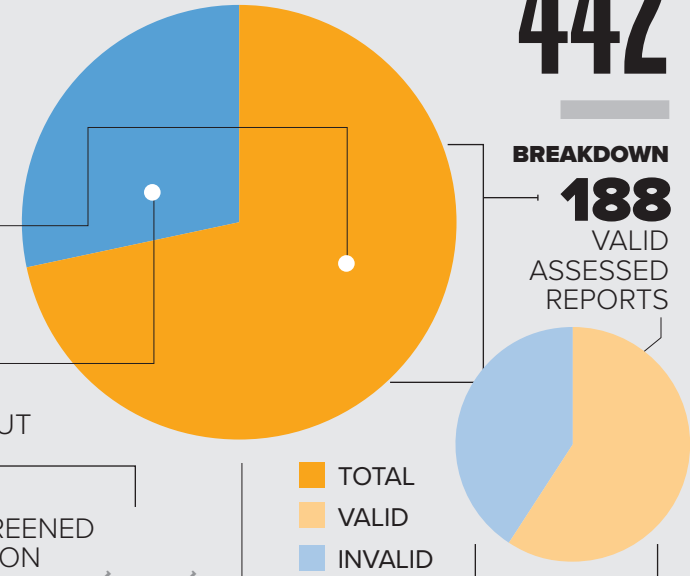
9

MALE 36.0%

2016 REPORTS GENERAL PROTECTIVE SERVICES

TOTAL REPORTS
442

0 AWAITING OUTCOME
317 ASSESSED
125 SCREENED OUT



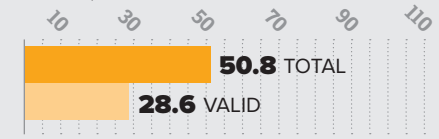
BREAKDOWN REPORTS SCREENED OUT BY REASON



BREAKDOWN CHILDREN ASSESSED WITH VALID ALLEGATIONS



CHILDREN ASSESSED PER 1,000 CHILDREN



\$556,577

EXPENDITURES
CHILD ABUSE INVESTIGATIONS
AND GENERAL PROTECTIVE
SERVICES ASSESSMENTS

NOTE: In some reports, more than one child was assessed with valid allegations; therefore, the number of children assessed exceeds the number of valid assessed reports.

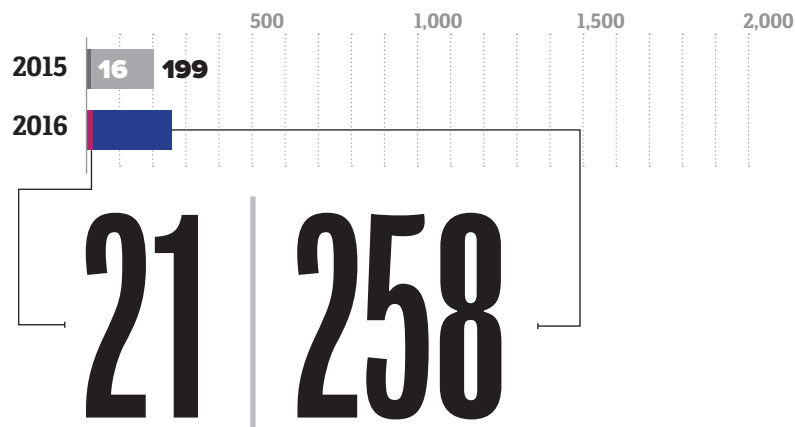
SOMERSET



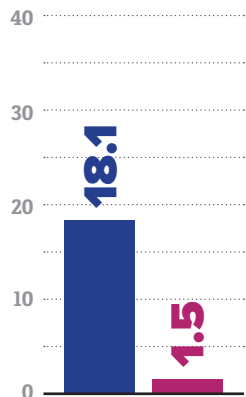
RURAL | POPULATION • 76,617 // POPULATION UNDER 18 • 14,237

2016 REPORTS REPORTS OF CHILD ABUSE

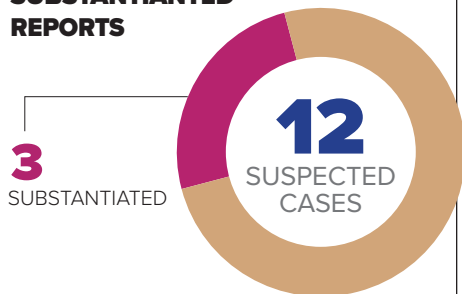
■ SUBSTANTIATED REPORTS ■ TOTAL REPORTS



CHILD ABUSE REPORTS PER 1,000 CHILDREN



CASES OF REPEAT ABUSE SUBSTANTIATED REPORTS



FATALITIES → 0 | 46
NEAR FATALITIES → 0 | 79

SUBSTANTIATED REPORTS BY GENDER OF VICTIM



13

FEMALE 61.9%



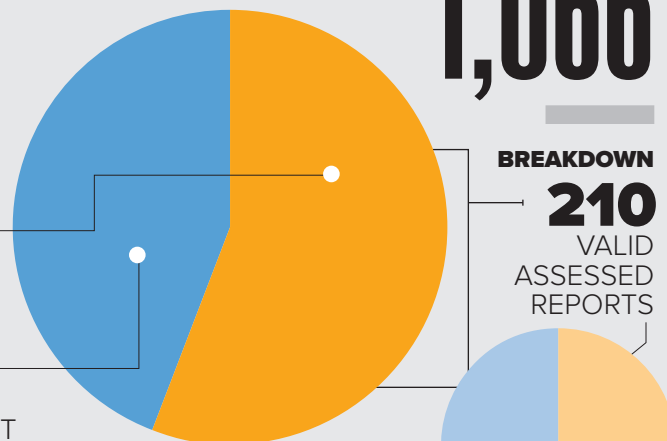
8

MALE 38.1%

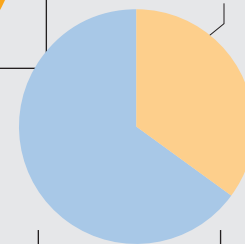
2016 REPORTS GENERAL PROTECTIVE SERVICES

TOTAL REPORTS
1,066

0 AWAITING OUTCOME
598 ASSESSED
468 SCREENED OUT



BREAKDOWN
210
VALID ASSESSED REPORTS



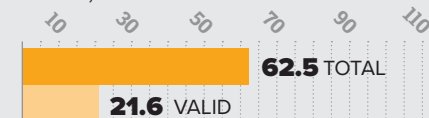
BREAKDOWN REPORTS SCREENED OUT BY REASON



BREAKDOWN CHILDREN ASSESSED WITH VALID ALLEGATIONS



CHILDREN ASSESSED PER 1,000 CHILDREN



\$991,464

EXPENDITURES
CHILD ABUSE INVESTIGATIONS
AND GENERAL PROTECTIVE
SERVICES ASSESSMENTS

NOTE: This data depicts the reports that were investigated and substantiated by the county children and youth agency.

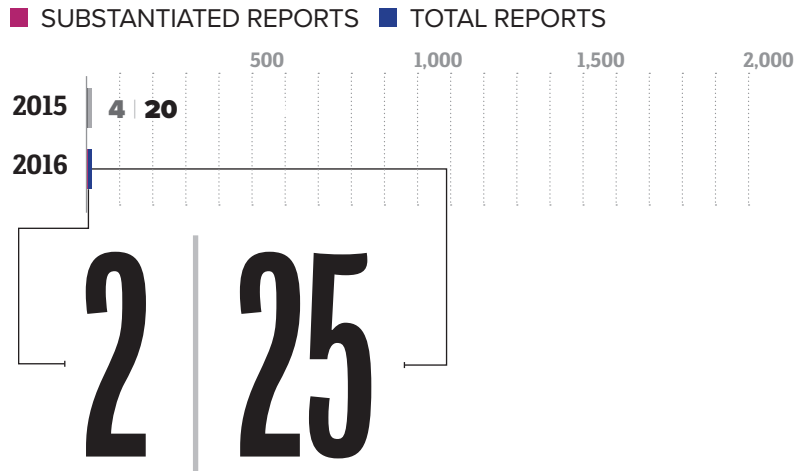
NOTE: In some reports, more than one child was assessed with valid allegations; therefore, the number of children assessed exceeds the number of valid assessed reports.

SULLIVAN

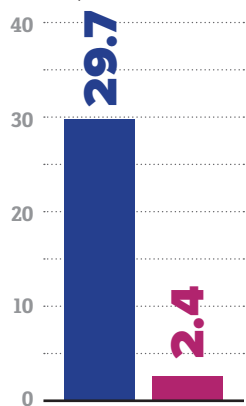


RURAL | POPULATION • 6,381 // POPULATION UNDER 18 • 841

2016 REPORTS REPORTS OF CHILD ABUSE



CHILD ABUSE REPORTS PER 1,000 CHILDREN



CASES OF REPEAT ABUSE SUBSTANTIATED REPORTS



FATALITIES → 0 | 46
NEAR FATALITIES → 0 | 79

SUBSTANTIATED REPORTS BY GENDER OF VICTIM



2

FEMALE
100%



0
MALE
0%

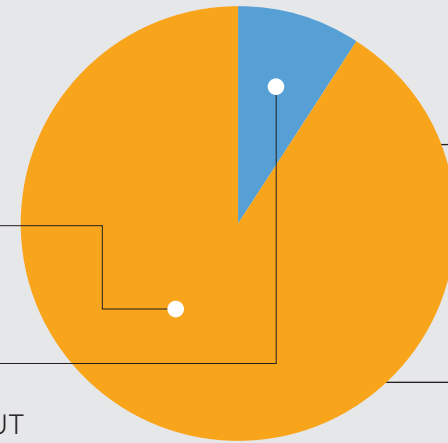
2016 REPORTS GENERAL PROTECTIVE SERVICES

TOTAL REPORTS
88

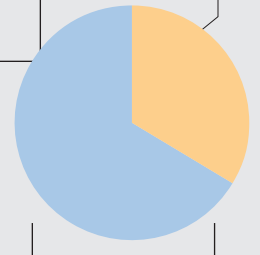
0
AWAITING
OUTCOME

80
ASSESSED

8
SCREENED OUT



BREAKDOWN
27
VALID
ASSESSED
REPORTS



BREAKDOWN REPORTS SCREENED OUT BY REASON

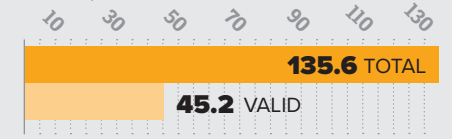


■ TOTAL
■ VALID
■ INVALID

BREAKDOWN CHILDREN ASSESSED WITH VALID ALLEGATIONS



CHILDREN ASSESSED PER 1,000 CHILDREN



\$197,332

EXPENDITURES
CHILD ABUSE INVESTIGATIONS
AND GENERAL PROTECTIVE
SERVICES ASSESSMENTS


NOTE: In some reports, more than one child was assessed with valid allegations; therefore, the number of children assessed exceeds the number of valid assessed reports.

SUSQUEHANNA

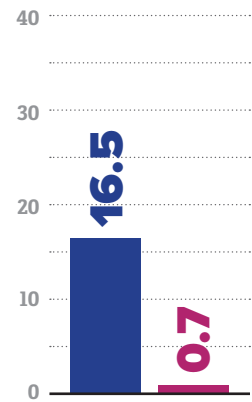
RURAL | POPULATION • 42,369 // POPULATION UNDER 18 • 8,507

2016 REPORTS REPORTS OF CHILD ABUSE

■ SUBSTANTIATED REPORTS ■ TOTAL REPORTS



CHILD ABUSE REPORTS PER 1,000 CHILDREN



CASES OF REPEAT ABUSE SUBSTANTIATED REPORTS



FATALITIES → 1 | 46
NEAR FATALITIES → 0 | 79

SUBSTANTIATED REPORTS BY GENDER OF VICTIM



4

FEMALE
66.7%



2

MALE
33.3%

2016 REPORTS GENERAL PROTECTIVE SERVICES

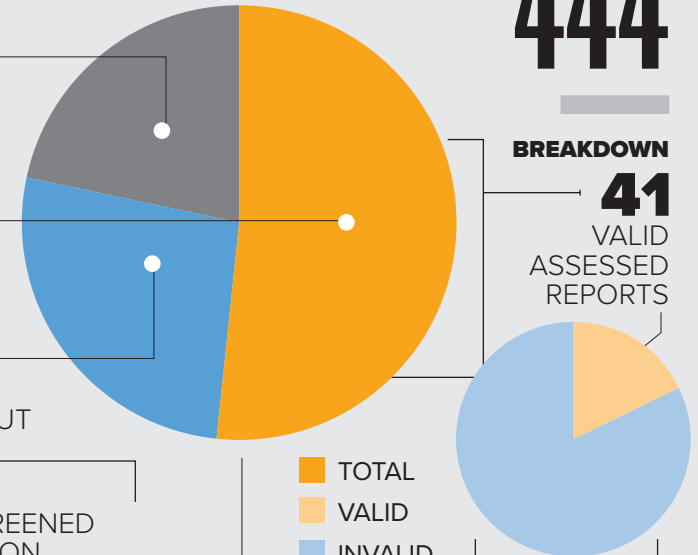
95 AWAITING OUTCOME

230 ASSESSED

119 SCREENED OUT

TOTAL REPORTS
444


BREAKDOWN
41
VALID ASSESSED REPORTS



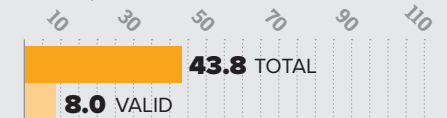
BREAKDOWN REPORTS SCREENED OUT BY REASON



BREAKDOWN CHILDREN ASSESSED WITH VALID ALLEGATIONS



CHILDREN ASSESSED PER 1,000 CHILDREN



\$630,758

EXPENDITURES
CHILD ABUSE INVESTIGATIONS
AND GENERAL PROTECTIVE
SERVICES ASSESSMENTS

NOTE: In some reports, more than one child was assessed with valid allegations; therefore, the number of children assessed exceeds the number of valid assessed reports.

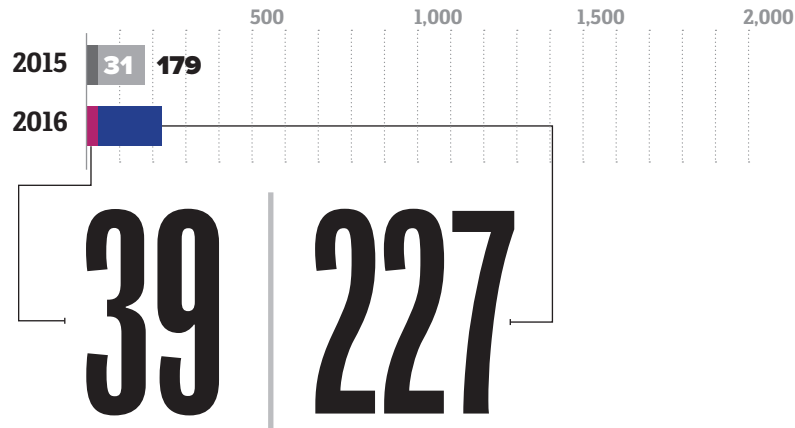
TIOGA



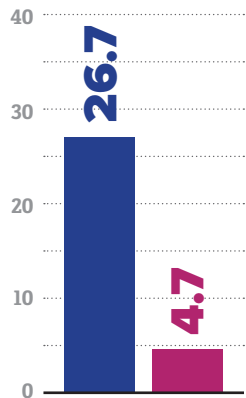
RURAL | POPULATION • 42,284 // POPULATION UNDER 18 • 8,504

2016 REPORTS REPORTS OF CHILD ABUSE

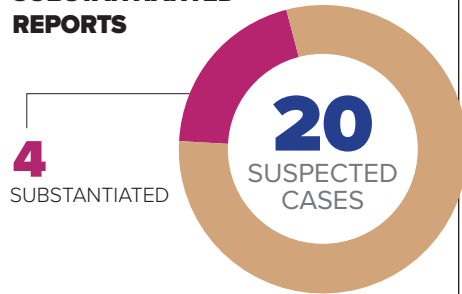
■ SUBSTANTIATED REPORTS ■ TOTAL REPORTS



CHILD ABUSE REPORTS PER 1,000 CHILDREN



CASES OF REPEAT ABUSE SUBSTANTIATED REPORTS



FATALITIES → 0 | 46
NEAR FATALITIES → 0 | 79

SUBSTANTIATED REPORTS BY GENDER OF VICTIM



25

FEMALE
62.5%



14

MALE
37.5%

2016 REPORTS GENERAL PROTECTIVE SERVICES

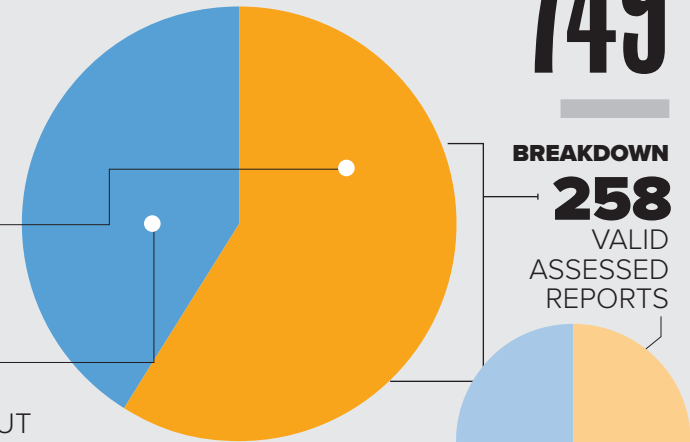
0
AWAITING
OUTCOME

442
ASSESSED

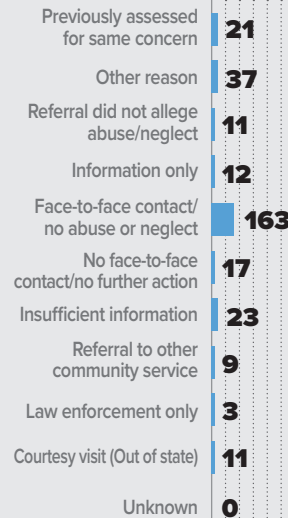
307
SCREENED OUT

TOTAL REPORTS
749

BREAKDOWN
258
VALID
ASSESSED
REPORTS



BREAKDOWN REPORTS SCREENED OUT BY REASON




■ TOTAL
■ VALID
■ INVALID

BREAKDOWN CHILDREN ASSESSED WITH VALID ALLEGATIONS



CHILDREN ASSESSED PER 1,000 CHILDREN



\$1,493,184

EXPENDITURES
CHILD ABUSE INVESTIGATIONS
AND GENERAL PROTECTIVE
SERVICES ASSESSMENTS

NOTE: This data depicts the reports that were investigated and substantiated by the county children and youth agency.

NOTE: In some reports, more than one child was assessed with valid allegations; therefore, the number of children assessed exceeds the number of valid assessed reports.

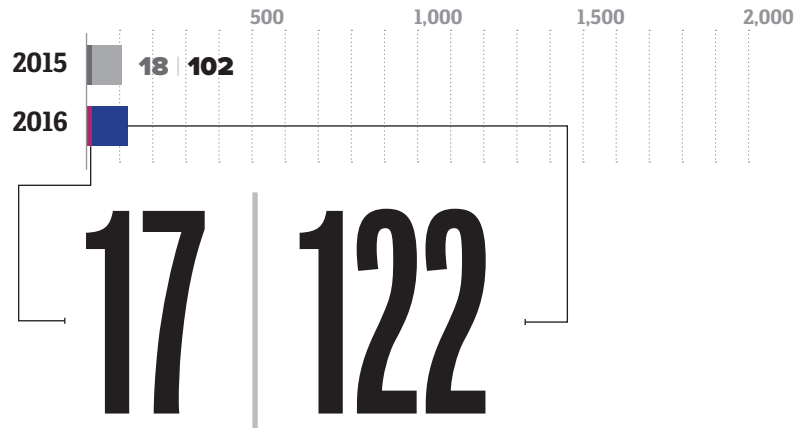
UNION



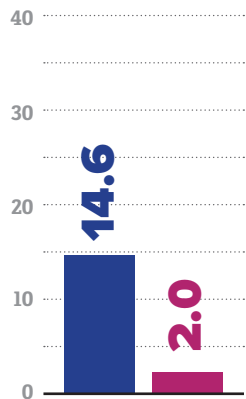
RURAL | POPULATION • 44,958 // POPULATION UNDER 18 • 8,335

2016 REPORTS REPORTS OF CHILD ABUSE

■ SUBSTANTIATED REPORTS ■ TOTAL REPORTS



CHILD ABUSE REPORTS PER 1,000 CHILDREN



CASES OF REPEAT ABUSE SUBSTANTIATED REPORTS



FATALITIES → 0 | 46
NEAR FATALITIES → 1 | 79

SUBSTANTIATED REPORTS BY GENDER OF VICTIM



15

FEMALE
88.2%



2

MALE
11.8%

2016 REPORTS GENERAL PROTECTIVE SERVICES

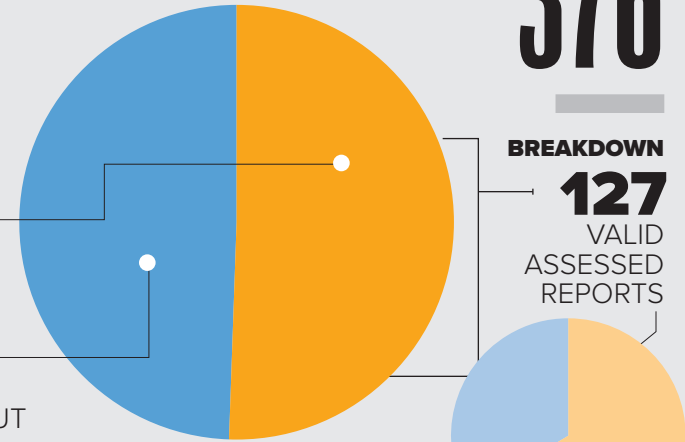
0 AWAITING
OUTCOME

191 ASSESSED

185 SCREENED OUT

TOTAL REPORTS
376

BREAKDOWN
127
VALID
ASSESSED
REPORTS



BREAKDOWN REPORTS SCREENED OUT BY REASON



■ TOTAL
■ VALID
■ INVALID

BREAKDOWN CHILDREN ASSESSED WITH VALID ALLEGATIONS



CHILDREN ASSESSED PER 1,000 CHILDREN



\$418,656

EXPENDITURES
CHILD ABUSE INVESTIGATIONS
AND GENERAL PROTECTIVE
SERVICES ASSESSMENTS

NOTE: In some reports, more than one child was assessed with valid allegations; therefore, the number of children assessed exceeds the number of valid assessed reports.

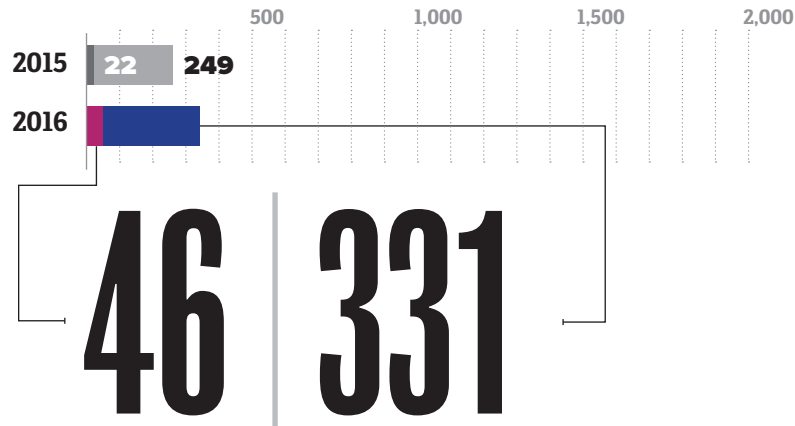
VENANGO



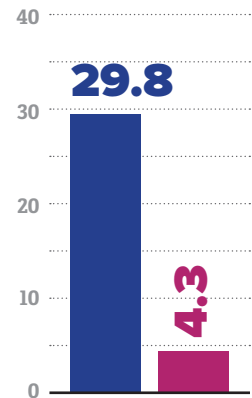
RURAL | POPULATION • 53,906 // POPULATION UNDER 18 • 11,097

2016 REPORTS REPORTS OF CHILD ABUSE

■ SUBSTANTIATED REPORTS ■ TOTAL REPORTS



CHILD ABUSE REPORTS PER 1,000 CHILDREN



CASES OF REPEAT ABUSE SUBSTANTIATED REPORTS



FATALITIES → 0 | 46
NEAR FATALITIES → 0 | 79

SUBSTANTIATED REPORTS BY GENDER OF VICTIM



28
FEMALE
60.9%



18
MALE
39.1%

2016 REPORTS GENERAL PROTECTIVE SERVICES

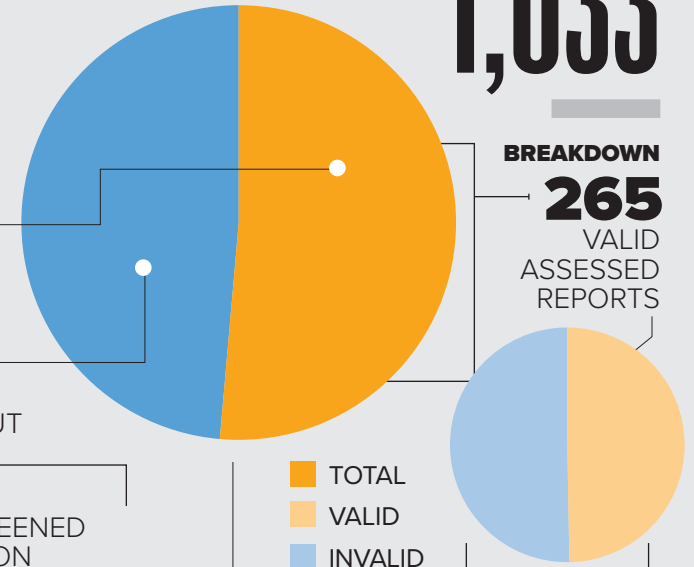
0
AWAITING
OUTCOME

532
ASSESSED

501
SCREENED OUT

TOTAL REPORTS
1,033

BREAKDOWN
265
VALID
ASSESSED
REPORTS

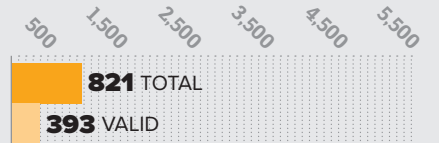


BREAKDOWN REPORTS SCREENED OUT BY REASON

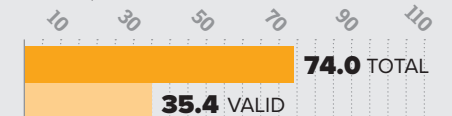


■ TOTAL
■ VALID
■ INVALID

BREAKDOWN CHILDREN ASSESSED WITH VALID ALLEGATIONS



CHILDREN ASSESSED PER 1,000 CHILDREN



\$1,005,359

EXPENDITURES
CHILD ABUSE INVESTIGATIONS
AND GENERAL PROTECTIVE
SERVICES ASSESSMENTS

NOTE: In some reports, more than one child was assessed with valid allegations; therefore, the number of children assessed exceeds the number of valid assessed reports.


WARREN



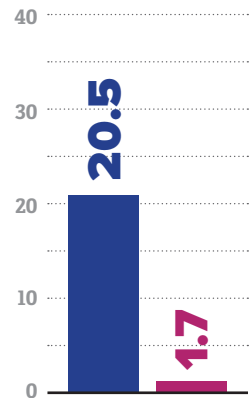
RURAL | POPULATION • 40,962 // POPULATION UNDER 18 • 8,177

2016 REPORTS REPORTS OF CHILD ABUSE

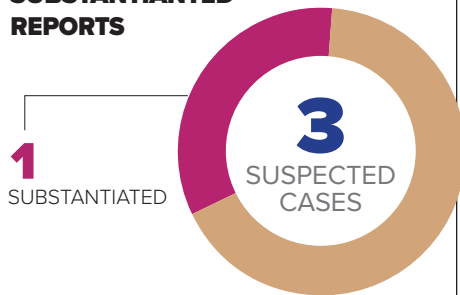
■ SUBSTANTIATED REPORTS ■ TOTAL REPORTS



CHILD ABUSE REPORTS PER 1,000 CHILDREN



CASES OF REPEAT ABUSE SUBSTANTIATED REPORTS



FATALITIES → 0 | 46
NEAR FATALITIES → 0 | 79

SUBSTANTIATED REPORTS BY GENDER OF VICTIM



11

FEMALE
78.6%



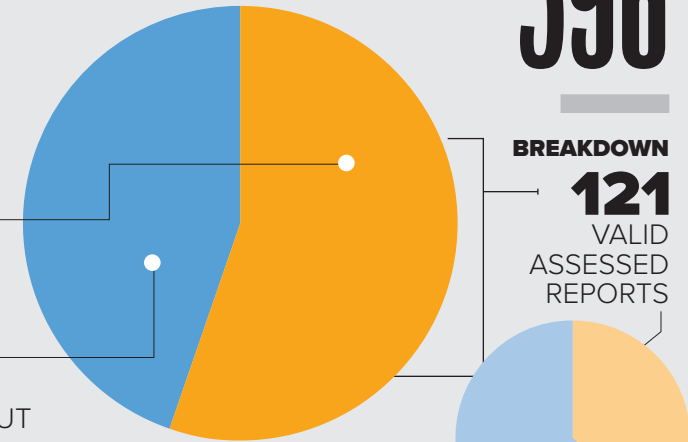
3

MALE
21.4%

2016 REPORTS GENERAL PROTECTIVE SERVICES

TOTAL REPORTS
596


0 AWAITING OUTCOME
331 ASSESSED
265 SCREENED OUT



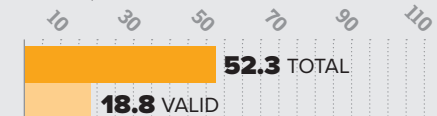
BREAKDOWN REPORTS SCREENED OUT BY REASON



BREAKDOWN CHILDREN ASSESSED WITH VALID ALLEGATIONS



CHILDREN ASSESSED PER 1,000 CHILDREN



\$704,682

EXPENDITURES
CHILD ABUSE INVESTIGATIONS
AND GENERAL PROTECTIVE
SERVICES ASSESSMENTS

NOTE: In some reports, more than one child was assessed with valid allegations; therefore, the number of children assessed exceeds the number of valid assessed reports.

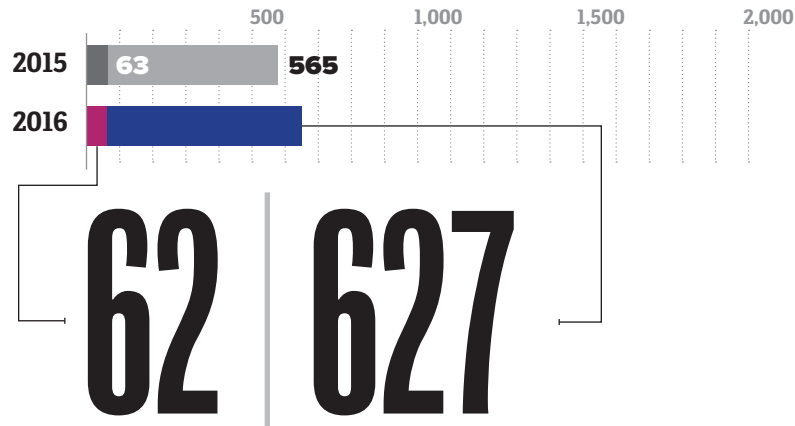
WASHINGTON



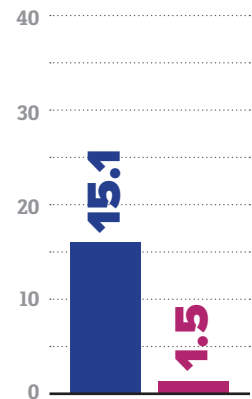
RURAL | POPULATION • 208,226 // POPULATION UNDER 18 • 41,592

2016 REPORTS REPORTS OF CHILD ABUSE

■ SUBSTANTIATED REPORTS ■ TOTAL REPORTS



CHILD ABUSE REPORTS PER 1,000 CHILDREN



CASES OF REPEAT ABUSE SUBSTANTIATED REPORTS



FATALITIES → 0 | 46
NEAR FATALITIES → 1 | 79

SUBSTANTIATED REPORTS BY GENDER OF VICTIM



41

FEMALE
66.1%



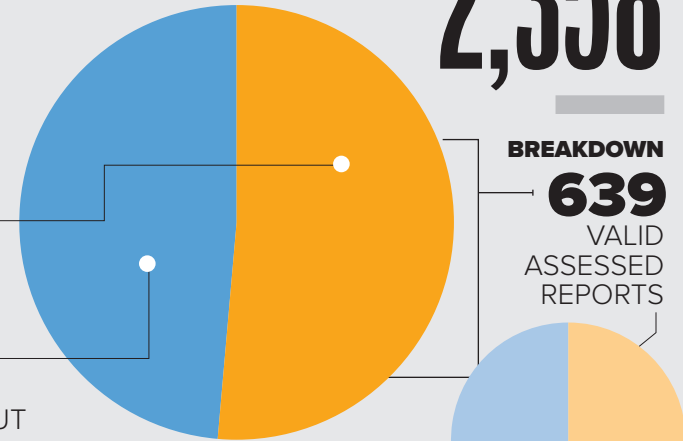
21

MALE
33.9%

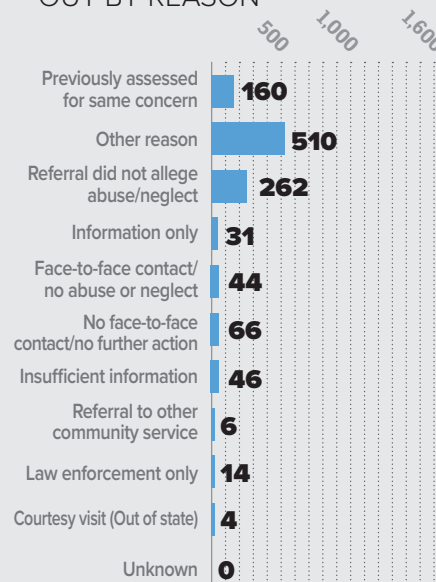
2016 REPORTS GENERAL PROTECTIVE SERVICES

TOTAL REPORTS
2,358

0 AWAITING OUTCOME
1,215 ASSESSED
1,143 SCREENED OUT

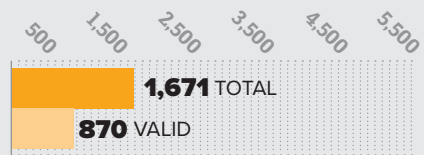


BREAKDOWN REPORTS SCREENED OUT BY REASON

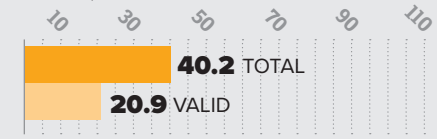


■ TOTAL
■ VALID
■ INVALID

BREAKDOWN CHILDREN ASSESSED WITH VALID ALLEGATIONS



CHILDREN ASSESSED PER 1,000 CHILDREN



\$4,359,208

EXPENDITURES
CHILD ABUSE INVESTIGATIONS
AND GENERAL PROTECTIVE
SERVICES ASSESSMENTS

NOTE: In some reports, more than one child was assessed with valid allegations; therefore, the number of children assessed exceeds the number of valid assessed reports.

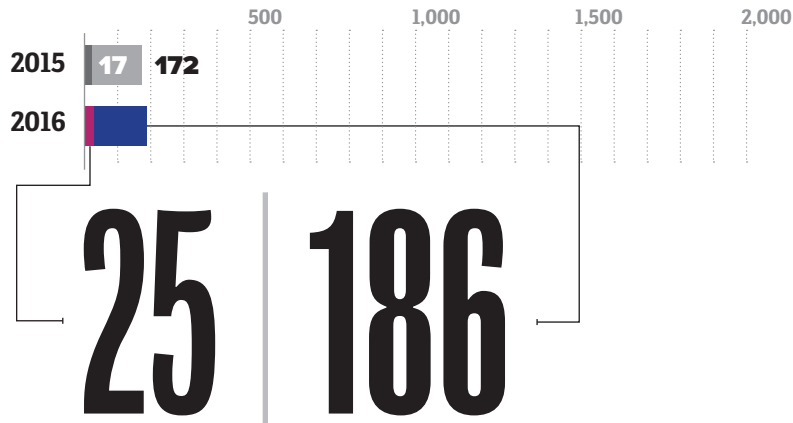
WAYNE



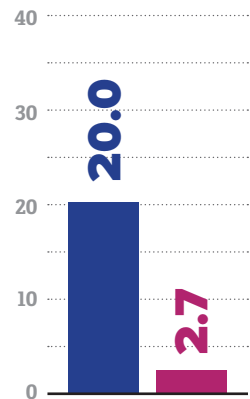
RURAL | POPULATION • 51,642 // POPULATION UNDER 18 • 9,308

2016 REPORTS REPORTS OF CHILD ABUSE

■ SUBSTANTIATED REPORTS ■ TOTAL REPORTS



CHILD ABUSE REPORTS PER 1,000 CHILDREN



CASES OF REPEAT ABUSE SUBSTANTIATED REPORTS



FATALITIES → 0 | 46
NEAR FATALITIES → 0 | 79

SUBSTANTIATED REPORTS BY GENDER OF VICTIM



10

FEMALE 40.0%

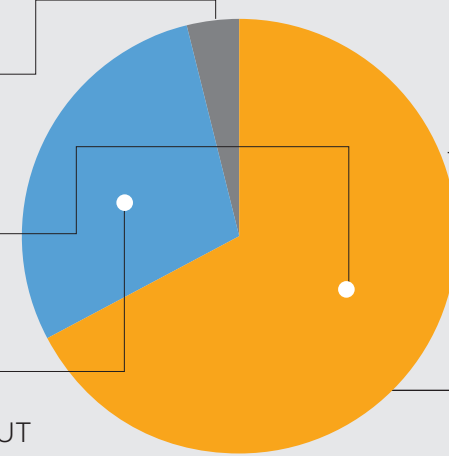


15

MALE 60.0%

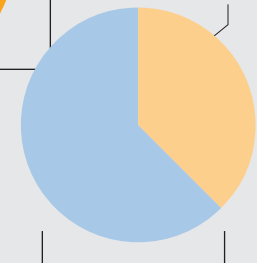
2016 REPORTS GENERAL PROTECTIVE SERVICES

21 AWAITING OUTCOME
391 ASSESSED
169 SCREENED OUT



TOTAL REPORTS
581

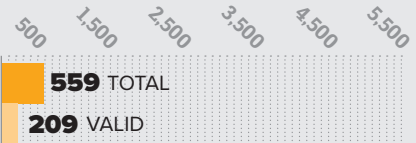
BREAKDOWN
147
VALID ASSESSED REPORTS



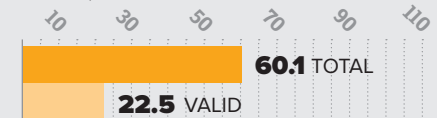
BREAKDOWN REPORTS SCREENED OUT BY REASON



BREAKDOWN CHILDREN ASSESSED WITH VALID ALLEGATIONS



CHILDREN ASSESSED PER 1,000 CHILDREN



\$710,986

EXPENDITURES
CHILD ABUSE INVESTIGATIONS
AND GENERAL PROTECTIVE
SERVICES ASSESSMENTS

NOTE: In some reports, more than one child was assessed with valid allegations; therefore, the number of children assessed exceeds the number of valid assessed reports.

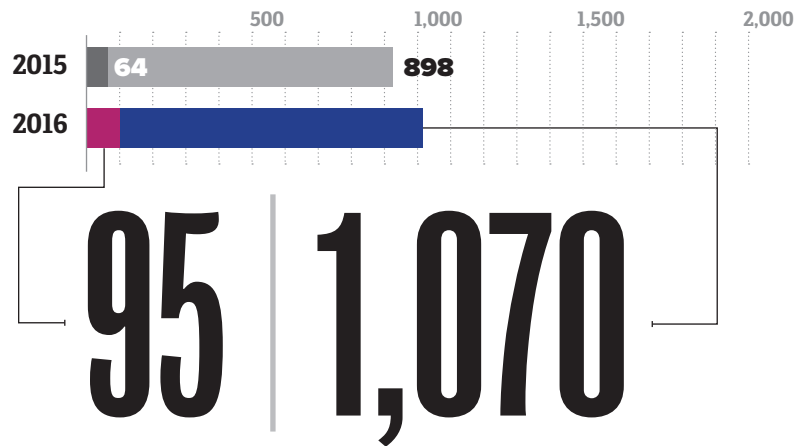
WESTMORELAND



URBAN | POPULATION • 361,251 // POPULATION UNDER 18 • 68,930

2016 REPORTS REPORTS OF CHILD ABUSE

■ SUBSTANTIATED REPORTS ■ TOTAL REPORTS



SUBSTANTIATED REPORTS BY GENDER OF VICTIM

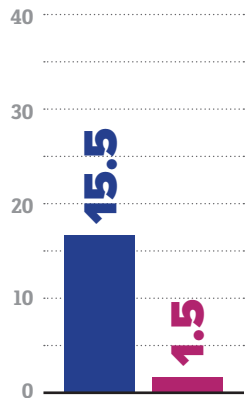


49
FEMALE
51.6%



46
MALE
48.4%

CHILD ABUSE REPORTS PER 1,000 CHILDREN



CASES OF REPEAT ABUSE SUBSTANTIATED REPORTS



FATALITIES → 1 | 46

NEAR FATALITIES → 3 | 79

2016 REPORTS GENERAL PROTECTIVE SERVICES

3

AWAITING
OUTCOME

1,672

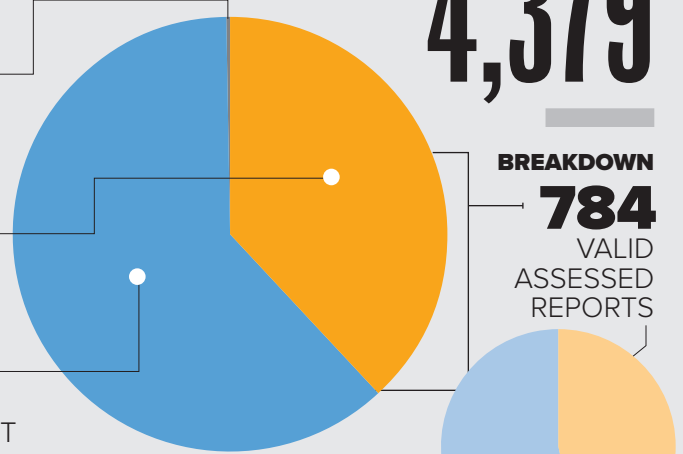
ASSESSED

2,704

SCREENED OUT

TOTAL REPORTS
4,379

BREAKDOWN
784
VALID
ASSESSED
REPORTS

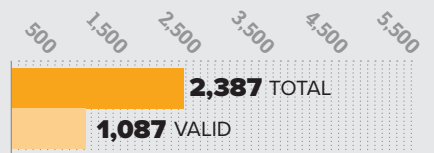


BREAKDOWN REPORTS SCREENED OUT BY REASON

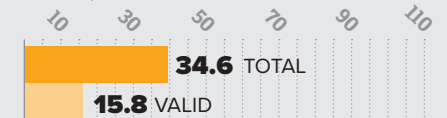


■ TOTAL
■ VALID
■ INVALID

BREAKDOWN CHILDREN ASSESSED WITH VALID ALLEGATIONS



CHILDREN ASSESSED PER 1,000 CHILDREN



\$4,534,199

EXPENDITURES
CHILD ABUSE INVESTIGATIONS
AND GENERAL PROTECTIVE
SERVICES ASSESSMENTS

NOTE: In some reports, more than one child was assessed with valid allegations; therefore, the number of children assessed exceeds the number of valid assessed reports.

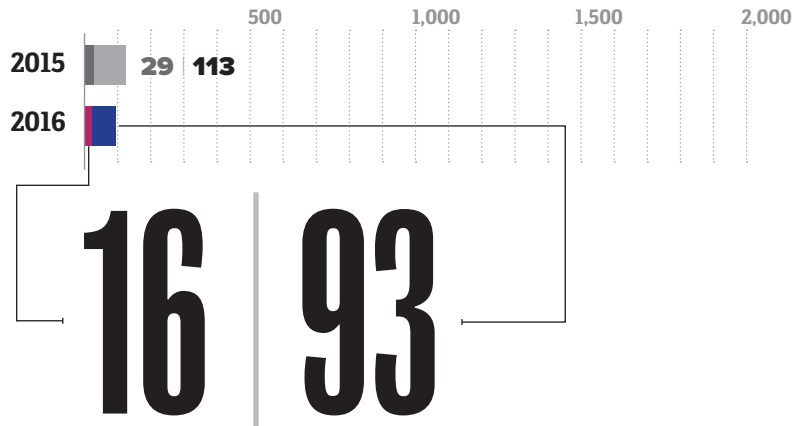
WYOMING



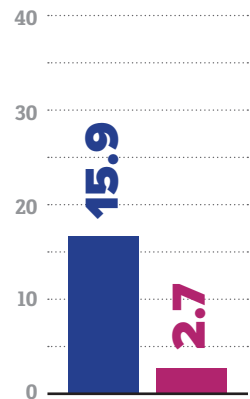
RURAL | POPULATION • 28,147 // POPULATION UNDER 18 • 5,834

2016 REPORTS REPORTS OF CHILD ABUSE

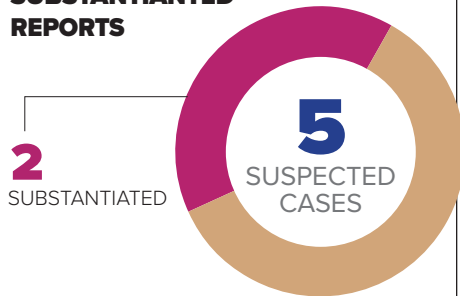
■ SUBSTANTIATED REPORTS ■ TOTAL REPORTS



CHILD ABUSE REPORTS PER 1,000 CHILDREN



CASES OF REPEAT ABUSE SUBSTANTIATED REPORTS



FATALITIES → 0 | 46
NEAR FATALITIES → 0 | 79

SUBSTANTIATED REPORTS BY GENDER OF VICTIM



13

FEMALE
81.3%

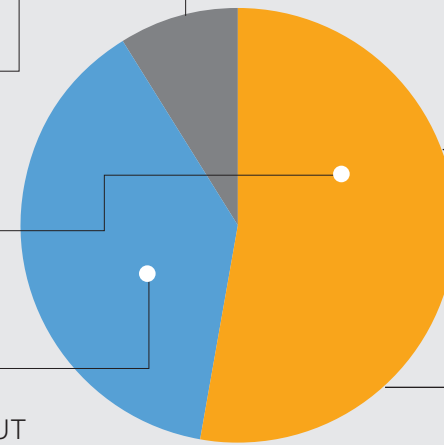


3

MALE
18.8%

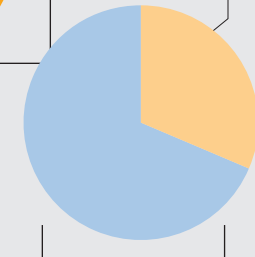
2016 REPORTS GENERAL PROTECTIVE SERVICES

32 AWAITING OUTCOME
193 ASSESSED
140 SCREENED OUT



TOTAL REPORTS
365

BREAKDOWN
61
VALID ASSESSED REPORTS



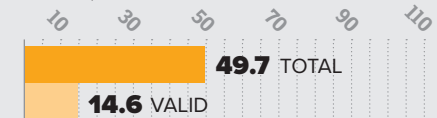
BREAKDOWN REPORTS SCREENED OUT BY REASON



BREAKDOWN CHILDREN ASSESSED WITH VALID ALLEGATIONS



CHILDREN ASSESSED PER 1,000 CHILDREN



\$376,079

EXPENDITURES
CHILD ABUSE INVESTIGATIONS
AND GENERAL PROTECTIVE
SERVICES ASSESSMENTS

NOTE: In some reports, more than one child was assessed with valid allegations; therefore, the number of children assessed exceeds the number of valid assessed reports.

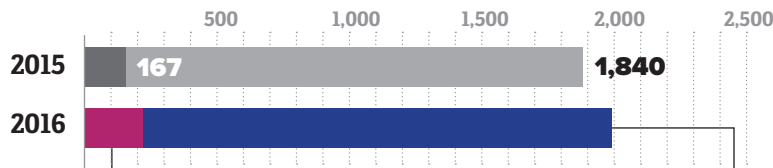
YORK



URBAN | POPULATION • 439,660 // POPULATION UNDER 18 • 99,713

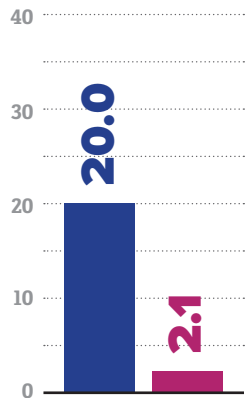
2016 REPORTS REPORTS OF CHILD ABUSE

■ SUBSTANTIATED REPORTS ■ TOTAL REPORTS



204 | **1,994**

CHILD ABUSE REPORTS PER 1,000 CHILDREN



CASES OF REPEAT ABUSE SUBSTANTIATED REPORTS



FATALITIES → **6** | 46
NEAR FATALITIES → **2** | 79

SUBSTANTIATED REPORTS BY GENDER OF VICTIM



114

FEMALE
55.9%



90

MALE
44.1%

2016 REPORTS GENERAL PROTECTIVE SERVICES

3

AWAITING
OUTCOME

3,299

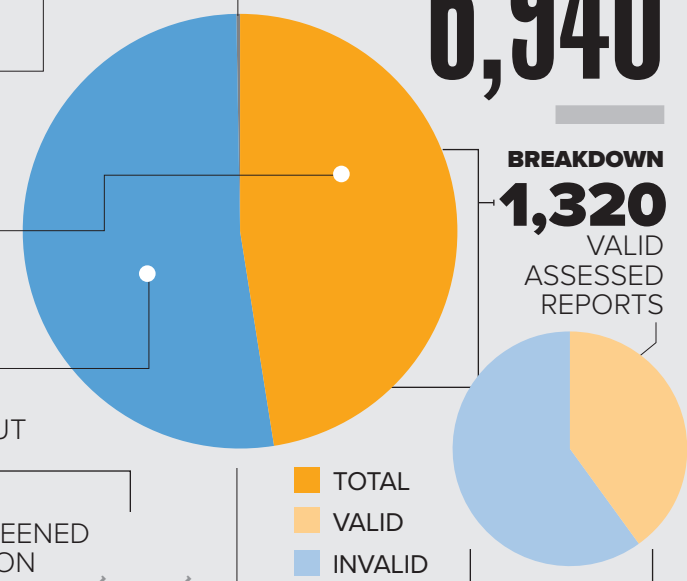
ASSESSED

3,638

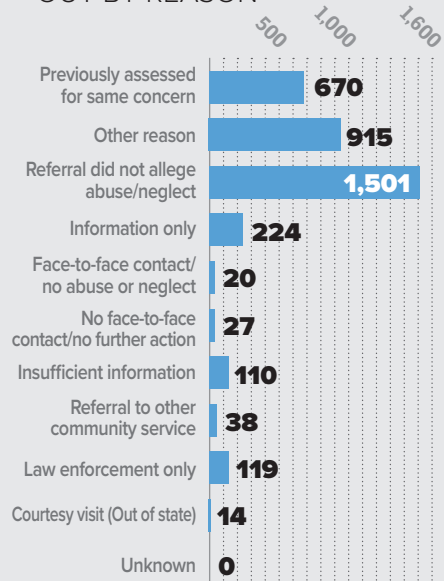
SCREENED OUT

TOTAL REPORTS
6,940

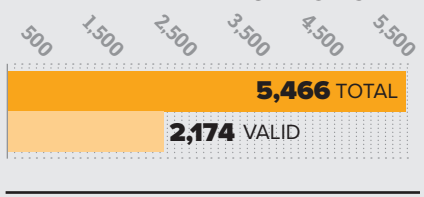
BREAKDOWN
1,320
VALID
ASSESSED
REPORTS



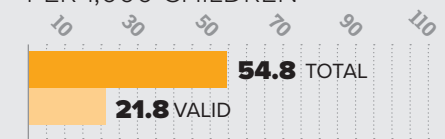
BREAKDOWN REPORTS SCREENED OUT BY REASON



BREAKDOWN CHILDREN ASSESSED WITH VALID ALLEGATIONS



CHILDREN ASSESSED PER 1,000 CHILDREN



\$3,331,512

EXPENDITURES
CHILD ABUSE INVESTIGATIONS
AND GENERAL PROTECTIVE
SERVICES ASSESSMENTS

NOTE: This data depicts the reports that were investigated and substantiated by the county children and youth agency.

NOTE: In some reports, more than one child was assessed with valid allegations; therefore, the number of children assessed exceeds the number of valid assessed reports.

TO REPORT
SUSPECTED CHILD ABUSE,
CALL CHILDLINE AT
1 · 800 · 932 · 0313
TDD // 1 · 866 · 872 · 1677

www.KeepKidsSafe.pa.gov

