

The Pennsylvania Voter Registration Act

**2001 Report to the General Assembly
on the Administration of Act 25 of 1995**

Pennsylvania Department of State

June 2002

**Mark Schweiker
Governor**

**C. Michael Weaver
Secretary of the Commonwealth**





COMMONWEALTH OF PENNSYLVANIA
DEPARTMENT OF STATE
302 North Office Building
Harrisburg, PA 17120

SECRETARY OF THE COMMONWEALTH

Telephone
(717) 787 6458

Dear Members of the Pennsylvania General Assembly:

June 30, 2002, marks the seventh anniversary of the enactment of the Pennsylvania Voter Registration Act (PVRA). In that time, the Pennsylvania Department of State has accomplished much of its assigned duties to administer this act. To that end, I am pleased to submit this report on behalf of the staff of the Department of State and the 67 county elections and voter registration commissions, who have worked diligently to administer this act.


I am proud to report that in 2001, our counties accepted nearly 600,000 new voter registrations, which brought the Commonwealth's total voter registration population to 7,790,573.

Our partnership with the Department of Transportation provided nearly 300,000 registrations, which accounted for the largest single source of new voter registrations to our counties. The importance of issuing a receipt to applicants when they make application to register to vote at the photo license centers proved even more useful in identifying applications made at these centers, assuring friction free registration.

We continued our work in administering the agency-based voter registration program. We offered training and supplies to all of our agencies, which accounted for over nearly 12,000 new voter registrations in Pennsylvania. In fact, in 2001, agencies accounted for nearly 60% of our distribution of voter registration forms for non-county entities.

The PVRA was repealed in the spring of 2002, and reenacted in Act 3 of 2002, which established the Statewide Uniform Registry of Electors (SURE). The Schweiker Administration is moving forward with the mandate to establish an integrated voter registration system. The SURE system will bring greater accuracy and integrity to voter registration records and provide the 67 counties with advanced electronic efficiencies in maintaining such records.

We hope you find the PVRA 2001 Annual Report informative and useful as you review the progress that continues in voter registration. We are proud of our accomplishments in providing voter registration to the citizens of Pennsylvania, and look forward to the challenges that lie ahead.

Sincerely,


C. Michael Weaver
Secretary of the Commonwealth



2001 Report to the General Assembly on the Pennsylvania Voter Registration Act

June 30, 2002, marks the seventh anniversary of the signing of the Pennsylvania Voter Registration Act (PVRA). This represents seven years of efforts to improve the voter registration process through implementation and administration of the Act. The Department of State has worked diligently with the 67 county election offices, Commonwealth agencies designated with voter registration responsibilities, the public and the affected state and local agencies, to fulfill the requirements of the PVRA. In 2002, the number of registered voters in Pennsylvania increased to 7,790,573 and with that, an increase in our responsibilities of ensuring effective and efficient administration of the PVRA. To that end, the following represents a summary of several important aspects of PVRA.

Department of Transportation

The Department of State continues to work closely with the Department of Transportation (PENNDOT) in the administration of the "motor voter" requirements of the PVRA. The PVRA provided the opportunity for citizens of the Commonwealth to complete an application and register to vote while receiving or renewing their photo license. Through this convenient process, nearly 300,000 Pennsylvania citizens chose to make application to register to vote at the Commonwealth's photo licensing centers during calendar year 2001.

New Voter Registration/Photo License Screens

The Commonwealth selected Viisage Technologies to offer the latest in photo license and voter registration technological services. The Departments of State and Transportation cooperated in the full implementation of the new system by the fall of 2001.

While our Departments changed the contracted motor voter vendor last year, we took the opportunity to update the PENNDOT voter registration application process as well. Both Departments spent several months analyzing and reviewing options to make the "motor voter" process more user-friendly while addressing concerns regarding a citizen's right to make application to register to vote.

Among the most significant screen changes was the affirmation of an individual's qualifications to make application to register to vote. The procedure for the previous five years asked individuals to affirm their qualifications to make application to register to vote at the end of the motor voter process. In order to expedite the process and decrease the potential for duplicate voter registrations, individuals are now being asked at the beginning of the process to declare themselves either registered or unregistered voters in Pennsylvania. If the individual declares himself or herself as unregistered, and they accept the opportunity to make application

to register to vote, they will immediately be asked to affirm their qualifications to make application to register to vote, including declaring that they are a citizen of the United States, a resident of Pennsylvania and their election district for at least 30 days. PENNDOT's system automatically screens for citizens who will be at least 18 years of age on or before the next election.

If the citizen answers no to any of the qualifications, they will not be permitted to make application to register to vote. This change should reduce the potential for duplicate voter registrations, as well as maintain a higher degree of oversight of potentially fraudulent applications.

In addition to the affirmation screen, both Departments have made the remaining screens in the process more user-friendly and informative. All of these changes will assist the counties in maintaining more accurate voter registration rolls while decreasing the incidence of fraud.

The Departments of State and Transportation are in continual communication to update and enhance the Change of Address phone centers, web-based information and to further ensure the reliability and accuracy of the voter registration rolls in Pennsylvania. Among the most significant of these were the changes made to the receipt given to the applicant at the end of the "motor voter" process.

The "motor voter" receipt was initiated in 1997 to provide proof of a citizen's application to register to vote at one of the 98 photo license centers in the Commonwealth. While this receipt made for easier research and decision-making regarding a citizen's voter registration status, the new receipt includes additional language that has greatly improved the "motor voter" process, including where to find county voter registration contact numbers and a reminder to keep the receipt as proof of having made application to register to vote. An example of the new receipt may be found at the end of this report.

Since the installation of the new PENNDOT voter registration screens, counties and citizens have reported a significant reduction in problems with their "motor voter" process. In fact, in its first election test in the primary of 2002, the Department received only 12 calls related to PENNDOT. This represents a 70% reduction in the usual number of "motor voter" related calls on Election Day since the implementation of the new "motor voter" screens and receipt.

Making Application to Register to Vote at the Photo License Centers

The following procedures are followed when applying to register to vote at PENNDOT:

- PENNDOT customers arrive at a photo license center with a driver's license application card that contains a printed two-dimensional bar code. The bar code is scanned and the computer evaluates the age of the customer. PENNDOT's computer system determines which customers will be at least eighteen years old by the date of the next election and asks whether

they wish to register to vote. Customers are asked if they are already registered to vote. If not, they are given the opportunity to make application. Immediately, the screens provide the qualifications a citizen of Pennsylvania must meet in order to continue with the application. Customers who choose to apply for registration are asked to confirm their county of residence, indicate a party preference (if they have one) and type their telephone number and race, both of which are optional. The applicant is advised of the penalty for furnishing false information and is asked to sign, on an electronic keypad, a declaration that the information is true and correct to the best of the applicant's knowledge. Applicants receive a receipt indicating pertinent information about their application to register to vote. This receipt serves as a direct link to the Department of Transportation in the event of a voter registration application problem. Citizens and county election officials continue to report the usefulness of this receipt in tracking down data to complete the voter registration application process.

- The PENNDOT computer system stores the completed voter registration applications and transmits the data to the contracted vendor, where the applications are electronically sorted by county, printed and mailed to the appropriate county voter registration office.

In 2001, over 350,000 "motor voter" applications were forwarded to county voter registration officials. In addition to these applications, PENNDOT provides change of address information to the Department of State, which is then forwarded to the appropriate county voter registration office. In 2001, the Department of State transmitted nearly one million changes of addresses to county voter registration officials.

Agency Registration:

The Department of State continued to work with the state-operated public assistance agencies and disability agencies which provided voter registration opportunities to their clients throughout 2001. These agencies include:

County Assistance Offices; Clerk of Orphan's Court and Marriage License Bureaus; Armed Forces Recruitment Centers; Women, Infants & Children nutrition clinics; District Offices of the Office of Vocational Rehabilitation; District Offices of the Bureau of Blindness & Visual Services; State Mental Hospitals and State Mental Retardation Centers; the Area Agencies on Aging; Contractors for the Bureau of Blindness & Visual Services; Centers for Independent Living; County Mental Health and Mental Retardation Offices; Student Disability Services Offices of the State System of Higher Education; the Offices of Special Education and all Complementary Paratransit authorities.

To assist these agencies, the Department of State conducted a mass mailing of pertinent voter registration materials to all the individual sites, which included updated voter registration mail applications (VRMA's) and voter registration informational pamphlets as well as a revised "Guide to Agency-Based Voter Registration Programs" booklet which details the responsibilities

and duties of mandated voter registration agencies. The Department of State also continued to conduct training sessions and provide technical assistance to these agencies on an “as needed” basis.

It is important to note that since the implementation of the Pennsylvania Voter Registration Act of 1995, approximately 49,000 Pennsylvanians have registered to vote through the agency voter registration programs.

Agency Recognition

In 2001, the Department of State continued its efforts to recognize those agencies that implement the requirements of voter registration. *The Agency Recognition Program* acknowledges the services provided by Commonwealth voter registration agencies and their employees. The first step of the program requires each agency site which offers voter registration opportunities to complete a self-assessment checklist and return it to the Department of State. The Secretary of the Commonwealth then presents the office with a Voter Registration Achievement Certificate for participating in the *Agency Recognition Program*.

LEGAL

Activities of the Bureau of Commissions, Elections and Legislation:

The 2001 Municipal Election year was a busy one for the Bureau of Commissions, Elections and Legislation.

Litigation:

On December 26, 2000, Judge Doyle of the Commonwealth Court entered an order providing for a permanent injunction on the felony conviction prohibition on registering to vote, as contained in the Pennsylvania Voter Registration Act (PVRA). *Mixon v. Commonwealth*, 384 M.D. 1999 (Pa. Cmwlth. 2000). Immediately thereafter, the Department worked to implement the requirements of the injunction. As required by the injunction within ten business days, the Department on January 3, 2001, informed all 67 county voter registration offices of the court’s order and placed a notice on its website on January 2, 2001, as well as deleted the previous criteria on its website. Under the order, the Department was able to use its supply of the current Voter Registration Mail Application (VRMA) forms, which the Department then revised in 2001 to eliminate the felony conviction prohibition and distributed these new forms to the county voter registration commissions. Furthermore, the order required PENNDOT to change its voter registration screens at photo license centers by September 1, 2001, to eliminate the felony conviction prohibition, which PENNDOT completed during the fall of 2001. Although not required by the court’s order, the Department placed a notice in the January 27, 2001, issue of the *Pennsylvania Bulletin*. The permanent injunction and a previous preliminary

injunction of September 29, 2000, were issued as a result of the Commonwealth Court providing an opinion, published at 759 A.2d 442, in which the Court ruled that the method in the PVRA of prohibiting convicted felons from registering to vote for five years was unconstitutional.

During 2001, the Department worked closely with PENNDOT to obtain the necessary statistics regarding the paratransit authorities throughout the Commonwealth in compliance with the final stipulation agreement with the Justice Department and the private plaintiffs in the cases of Association of Community Organizations for Reform Now (ACORN) v. Ridge, Civil Action No. 94-CV-7671 (E.D. Pa. 2000) and United States v. Commonwealth, Civil Action No. 95-CV-381 (E.D. Pa. 2000). During 2001, the Department filed quarterly reports with the Justice Department and the private plaintiffs on paratransit activity in timely fashion by March 1, June 1, September 1 and December 1. On January 14, 2000, Judge Buckwalter ruled that the Commonwealth had violated the National Voter Registration Act (NVRA) by failing to designate paratransit authorities as voter registration agencies and ordered the Commonwealth to designate the authorities as voter registration agencies so as to require them to provide voter registration opportunities to persons with disabilities who are served through the authorities. Among the changes obtained in the final stipulation agreement was a cost-saving measure to distribute generic voter registration information, posters and brochures at regional training sessions rather than mailing this information to the 37 paratransit providers located throughout the Commonwealth.

LEGISLATION:

In the past year, the General Assembly enacted and the Governor signed into law two significant pieces of legislation pertaining to voter registration: Act 61 of 2001 and Act 3 of 2002.

Act 61 of 2001

On June 25, 2001, Governor Tom Ridge signed S.B. 4, P.N. 1230 into law. The major provisions of Act 61 included:

- Establishing a Statewide Uniform Registry of Electors (SURE) containing a database of all registered electors in the Commonwealth.
- The formation of a 16-member advisory board consisting of county election directors, county commissioners and members of the General Assembly to assist the department

in determining and identifying the necessary elements and requirements of the SURE system.

- Requiring the Secretary to make a report to the General Assembly recommending the necessary elements and requirements of the SURE system including: requirements for county participation in the SURE system; access to the SURE system for review and search capabilities; use of the SURE system as the general register of a county; use of signatures or other forms of voter registration identification; accuracy, security and protection of all information in the SURE system and to ensure that unauthorized entry is not allowed; and usage and compatibility of the various equipment and technologies currently possessed by the counties.
- Allowing county boards of election to utilize published newspaper obituaries, letter testamentary or letters of administration issued by the office of registrar of wills to cancel and remove the registration of an elector.

Act 3 of 2002

On January 31, 2002, Governor Mark Schweiker signed into law S.B. 607, P.N. 1680. The major provisions of Act 3 included:

- Codifying provisions relating to compensation of clerks of election and machine operators.
- Codifying the Pennsylvania Voter Registration Act by providing for absentee ballots and for voter registration.
- Establishing a Statewide Uniform Registry of Electors to be known as the SURE system, to be developed as a single, uniform integrated computer system to which all commissions would be connected electronically and would maintain their voter registration records in the system. The SURE system established by Act 3 was based on the report issued by the Secretary of the Commonwealth under Act 61.

Voter Outreach Efforts

Vote With a Vet Register & Vote Program

The Department of State has worked diligently to encourage citizens to participate in the electoral process, particularly the young. To that end, the Department, under Governor Ridge's direction, created a unique voter registration program. The *Vote With a Vet . . . Register & Vote Program* in its third year of operation gathers detailed biographies of Pennsylvania veterans. These biographies, along with a voter registration form, are sent to participating *Vote With a Vet* Pennsylvania schools. Since its inception, the Department of State, in cooperation with the Departments of Education and Military and Veterans Affairs, sent over 14,000 voter registration forms and biographies to age-eligible students. *Vote With a Vet* is the latest effort of the administration to reverse the trend of voter apathy, especially among those 18 to 35 years of age.

Through *Vote With a Vet*, students not only learn an important history lesson from the veterans who served, they also learn about the connection between their right to vote and the sacrifice of Pennsylvania's veterans.

The Department encourages members of the General Assembly who are veterans to fill out a "Veteran's Biography Form." Anyone may fill out a "Deceased/MIA Biography Form" on behalf of a veteran. Copies of each can be found at the end of this report.

Voter Registration Application now available on the web:

In our ongoing efforts to provide easier and more widely available voter registration opportunities to the citizens of Pennsylvania, the Department of State now provides an approved Voter Registration Application (VRA) on our web site (www.dos.state.pa.us) which is available for downloading. Now, a citizen can download, print, complete, sign and send the form to the county voter registration office of their residence. Since the VRA has been available online, over 10,000 citizens have downloaded the form from the Department's website.

September Voter Participation and Awareness Month

The Department of State again celebrated the voter registration and electoral processes as Governor Ridge proclaimed September 2001 "Voter Participation and Awareness Month." During the month of September, the Department of State sponsored programs like "Vote with a Vet" at schools across the Commonwealth.

PA Voter Hall of Fame

Administered by the Department of State, the Pennsylvania Voter Hall of Fame program was established to generate increased awareness and encourage Pennsylvanians to exercise their right to vote.

This program publicly honors Pennsylvanians who have voted in every November election for 50 consecutive years or more, and invites them to share their stories. In turn, the men and women of the Voter Hall of Fame become ambassadors for voter participation, encouraging others to participate in the democratic process.

In September of 1997, the Department of State and the Pennsylvania Historical and Museum Commission dedicated the Pennsylvania Voter Exhibit and Voter Hall of Fame. Located within the main offices of the Department of State in Harrisburg, the exhibit documents the state's political heritage. The names of those Pennsylvanians inducted into the Voter Hall of Fame are added to a registry, which is part of the permanent exhibit.

The Department also maintains a database of inductees, which can be found on its website at www.dos.state.pa.us. The Department of State has conducted over 35 Pennsylvania Voter Hall of Fame ceremonies in the past six years.

New "Motor Voter" Receipt

Commonwealth of PA
PennDOT
Voter Registration Application
Receipt
Center 02330
9/22/2001

SAMPLE CUSTOMER
123 Main Street
Harrisburg, PA 17104
County: Dauphin
DOB: 10/18/1972
Party: Independent
Telephone Number: 717-555-1212
Race: Hispanic

Your application to register to vote is not complete until your county voter registration office reviews it. If you do not receive a voter identification card within 2 weeks, please contact your county voter registration office. County contact numbers are located in the phone book or at www.dos.state.pa.us - KEEP THIS RECEIPT AS PROOF OF MAKING APPLICATION TO VOTE.



VOTE WITH A VET...

Register & Vote Program

Veteran Biography Form

Veteran's Name: _____

Branch of service: _____

Years of military service: _____

Year of entry (State and County): _____

Specialties: _____

Foreign countries where you were stationed:

Medals/Honors received: _____

Rank upon discharge: _____

Highlights of military service:

Why do you believe it is important for young people to register and vote:

Please Return to:

Department of Military and Veterans Affairs

Attention: Vote With a Vet Program

Building S-O-47

Fort Indiantown Gap, Annville, PA 17003-5002



VOTE WITH A VET...

Register & Vote Program

Deceased/MIA

Veteran Biography Form

Veteran's Name: _____

Your relationship to the deceased/MIA veteran: _____

Your name: _____

Branch of service: _____

Years of military service: _____

Year of entry (State and County): _____

Specialties: _____

Foreign countries where you were stationed:

Medals/Honors received: _____

Rank: _____

Highlights of military service:

Why do you believe it is important for young people to register and vote:

Please Return to:

Department of Military and Veterans Affairs

Attention: Vote With a Vet Program

Building S-O-47

Fort Indiantown Gap, Annville, PA 17003-5002

Appendices

Statistics for the period covered by this report are contained in Appendix I through Appendix VII.

- Appendix I contains voter registration figures by county and political party as of December 31, 2001.
- Appendix II contains a comparison of voter registration totals from 1999-2001 as of the close of registration prior to each November Election. REP: Republican Party, DEM: Democratic Party, INC: Increase in party registration, DEC: Decrease in party registration.
- Appendix III contains data for the various voter registration methods. Total applications include new registrations, changes of address, changes of name or party regardless of whether the application was valid, rejected or a duplicate. Valid applications include only new registration applications, which were accepted by the county voter registration commissions. This appendix includes column charts, one depicting various methods of application from 1999-2001, and the other comparing the number of total and valid applications.

Explanation to Abbreviations

WIC	Women, Infants & Children Nutrition Clinics
Disability Agencies	Blindness & Visual Services (BVS) district offices BVS Contractors Centers for Independent Living State Mental Retardation Centers State Mental Health Hospitals Office of Vocational Rehabilitation district offices
AAA	Area Agencies on Aging
County MH/MR Offices	County Mental Health and Mental Retardation Offices
SSHE	Student Disability Services Offices at Universities within the State System of Higher Education
Special Ed Program	Bureau of Special Education
Para-Transits	Para-transit providers
Rcrtmnt Centers	Armed Service Recruitment Centers
PENNDOT COA Transfers	Transferred from other counties due to PENNDOT changes of address.

- Appendix IV contains data relative to list maintenance activities in the counties for the period covered by this report. In addition to confirmation mailings and the National Change of Address Program, list maintenance activities include the number of changes of address received from PENNDOT and processed, the number of address verification notices mailed in accordance with Section 1901 (d)(2) of the PVRA, the number of five

year notices mailed and the number of responses to these notices, the number of registration files marked inactive at the end of 2001, and the number of active and inactive voter registrations which were canceled. (The “ motor voter” litigation settlement agreement permits the counties to send out five year notices in accordance with Section 1901 (b)(3) of the PVRA.) In some instances the five year notices were mailed in the prior calendar year and the responses to the notice received in 2001.

- Appendix V contains data for “motor voter” applications broken down by political party. This information is provided directly from DataCard/VIISAGE Corporation, the contracted vendor (s) who processes the applications for the Departments of State and Transportation. These statistics relate to the number of individuals who applied to register to vote at a photo license center. Because it is a centralized computer process, statistics can be provided by political party. Also, the total number of applications as provided by DataCard /VIISAGE may differ from the counties’ total applications received from PENNDOT for a variety of reasons, including not having been received by the counties until the next reporting period.
- Appendix VI contains the number of changes of address received by PENNDOT, which were forwarded to the county voter registration commissions. These numbers differ from the numbers the counties report (Appendix IV) because they include all changes reported to PENNDOT regardless of whether or not the individual was registered.
- Appendix VII depicts a pie chart listing the distribution of the voter registration mail application.

APPENDIX I

COMMONWEALTH OF PENNSYLVANIA
VOTER REGISTRATION REPORT: POLITICAL PARTY REGISTRATION - AS OF DECEMBER 31, 2001

NAME	REPUBLICAN	DEMOCRATIC	GREEN	OTHERS	TOTAL
ADAMS	27,836	16,232	38	6,123	50,229
ALLEGHENY	266,109	574,509	474	89,100	930,192
ARMSTRONG	19,323	20,529	11	3,673	43,536
BEAVER	33,569	72,004	8	10,004	115,583
BEDFORD	17,686	10,648	1	2,136	30,471
BERKS	92,674	96,981	119	28,249	218,023
BLAIR	41,470	25,297	55	7,525	74,347
BRADFORD	22,829	10,542	14	3,934	37,319
BUCKS	195,486	151,169	200	58,889	405,744
BUTLER	51,614	41,427	12	11,223	104,276
CAMBRIA	27,560	54,600	24	5,438	87,622
CAMERON	1,798	1,549	0	253	3,600
CARBON	13,997	16,930	19	3,404	34,341
CENTRE	40,139	33,239	161	15,113	88,652
CHESTER	158,096	80,172	97	46,316	284,681
CLARION	11,733	9,461	13	1,704	22,911
CLEARFIELD	21,068	20,919	10	3,815	45,812
CLINTON	9,073	8,604	15	1,655	19,347
COLUMBIA	16,202	16,760	10	4,264	37,236
CRAWFORD	28,240	20,881	17	4,271	53,409
CUMBERLAND	73,618	37,118	88	15,789	128,613
DAUPHIN	75,946	53,299	72	16,349	145,666
DELAWARE	218,630	106,089	120	35,357	360,176
ELK	7,401	10,516	8	1,789	19,714
ERIE	68,268	91,742	46	15,936	175,992
FAYETTE	19,004	60,725	8	5,011	84,748
FOREST	1,685	1,167	4	154	3,010
FRANKLIN	41,750	22,148	33	7,986	71,917
FULTON	4,416	3,251	1	522	8,190
GREENE	5,906	16,888	5	1,292	24,091
HUNTINGDON	15,741	9,126	15	2,532	27,414
INDIANA	21,109	21,820	32	4,964	47,925
JEFFERSON	13,982	10,819	3	2,004	26,808
JUNIATA	6,984	4,616	3	923	12,526
LACKAWANNA	45,174	93,694	69	8,425	147,362
LANCASTER	167,731	69,267	162	36,695	273,855
LAWRENCE	19,870	31,367	3	4,040	55,280
LEBANON	39,998	19,410	36	7,537	66,981
LEHIGH	81,682	86,161	95	26,350	194,288
LUZERNE	71,573	113,896	165	13,387	199,021
LYCOMING	34,982	23,526	39	6,186	64,733
MCKEAN	15,863	7,971	11	2,544	26,389
MERCER	30,381	36,160	28	7,085	73,654
MIFFLIN	13,706	9,139	7	1,974	24,826
MONROE	34,088	32,872	39	14,349	81,348
MONTGOMERY	259,798	171,176	222	66,238	497,434
MONTOUR	5,206	4,001	2	1,119	10,328
NORTHAMPTON	64,975	80,800	138	24,665	170,578
NORTHUMBERLAND	23,570	23,608	15	3,795	50,988
PERRY	15,704	6,712	8	2,512	24,936
PHILADELPHIA	191,136	753,196	524	67,850	1,012,706
PIKE	16,123	10,665	19	5,572	32,379
POTTER	7,122	3,690	3	865	11,680
SCHUYLKILL	46,696	35,043	16	5,956	87,711
SNYDER	12,935	4,551	12	1,702	19,200
SOMERSET	24,739	22,085	6	3,183	50,013
SULLIVAN	2,525	1,662	0	323	4,510
SUSQUEHANNA	15,417	8,427	10	2,348	26,202
TIOGA	16,684	7,305	18	2,084	26,091
UNION	11,590	5,261	30	2,367	19,248
VENANGO	17,409	12,401	6	3,023	32,839
WARREN	14,529	10,637	16	3,031	28,213
WASHINGTON	42,267	86,161	37	11,874	140,339
WAYNE	16,556	7,790	32	3,207	27,585
WESTMORELAND	77,384	138,889	52	20,891	237,216
WYOMING	11,071	5,776	3	1,715	18,565
YORK	119,944	80,678	156	31,176	231,954
PENNSYLVANIA	3,239,370	3,735,734	3,704	811,765	7,790,573

APPENDIX II

COMMONWEALTH OF PENNSYLVANIA
COMPARISON OF VOTER REGISTRATION TOTALS NOVEMBER 1999 - NOVEMBER 2001

COUNTY	REPUBLICAN				DEMOCRATIC						
	REP99	REP00	INC/DEC	REP01	DEM99	DEM00	INC/DEC	DEM01	INC/DEC	2YR INC	
ADAMS	24,988	26,774	7%	27,613	15,220	15,925	5%	15,925	16,166	1%	6%
ALLEGHENY	250,202	260,791	4%	264,708	554,919	568,560	2%	568,560	574,368	1%	4%
ARMSTRONG	18,149	18,927	4%	19,208	20,327	20,600	1%	20,600	20,490	-1%	1%
BEAVER	31,725	33,451	5%	33,374	71,694	73,045	2%	73,045	72,022	-1%	0%
BEDFORD	16,353	16,955	4%	20,171	10,308	10,500	2%	10,500	12,261	14%	19%
BERKS	86,129	89,731	4%	92,135	91,996	94,861	3%	94,861	96,686	2%	5%
BLAIR	39,204	40,852	4%	41,275	24,396	25,224	3%	25,224	25,301	0%	4%
BRADFORD	21,811	22,945	2%	22,753	10,095	10,375	3%	10,375	10,521	1%	4%
BUCKS	185,573	192,498	4%	195,984	137,407	145,625	6%	145,625	151,375	4%	10%
BUTLER	48,563	51,557	6%	51,088	40,891	42,516	4%	42,516	41,347	-3%	1%
CAMBRIA	28,009	28,818	3%	27,515	56,595	57,060	1%	57,060	54,529	-5%	-4%
CAMERON	1,732	1,771	2%	1,791	1,547	1,547	0%	1,547	1,549	0%	0%
CARBON	13,342	13,755	3%	13,949	16,465	16,826	2%	16,826	16,917	1%	3%
CENTRE	38,377	40,000	4%	40,190	31,523	33,215	5%	33,215	33,344	0%	6%
CHESTER	154,971	163,833	6%	157,181	75,811	82,428	9%	82,428	79,583	-4%	5%
CLARION	10,999	11,431	4%	11,734	9,252	9,412	2%	9,412	9,487	1%	3%
CLEARFIELD	19,740	20,572	4%	20,985	20,444	20,778	2%	20,778	20,871	0%	2%
CLINTON	9,091	9,508	5%	9,774	8,569	8,911	4%	8,911	9,100	2%	6%
COLUMBIA	15,113	15,851	5%	16,079	16,181	16,717	3%	16,717	16,731	0%	3%
CRAWFORD	26,635	27,955	5%	28,273	19,763	20,680	5%	20,680	20,947	1%	6%
CUMBERLAND	73,004	76,801	5%	73,362	37,486	39,060	4%	39,060	37,057	-5%	-1%
DAUPHIN	80,373	83,185	3%	75,344	56,345	59,138	5%	59,138	52,904	-12%	-6%
DELAWARE	227,738	230,741	1%	218,630	103,292	110,104	7%	110,104	106,069	-4%	3%
ELK	7,201	7,292	1%	7,358	10,340	10,409	1%	10,409	10,490	1%	1%
ERIE	66,990	67,154	0%	68,016	90,155	89,994	0%	89,994	91,565	2%	2%
FAYETTE	17,516	18,375	5%	18,911	59,865	60,069	0%	60,069	60,852	1%	2%
FOREST	1,596	1,660	4%	1,670	1,153	1,170	1%	1,170	1,158	-1%	0%
FRANKLIN	39,888	41,274	3%	41,454	22,043	22,387	2%	22,387	22,018	-2%	0%
FULTON	4,089	4,279	5%	4,356	3,316	3,286	-1%	3,286	3,232	-2%	-3%
GREENE	5,341	5,659	6%	5,871	16,566	16,774	1%	16,774	16,893	1%	2%
HUNTINGDON	14,308	15,149	6%	15,625	8,596	8,941	4%	8,941	9,094	2%	6%
INDIANA	19,882	20,647	4%	21,060	20,991	21,670	3%	21,670	21,802	1%	4%
JEFFERSON	12,362	13,444	4%	13,892	10,583	10,628	0%	10,628	10,786	1%	2%
JUNIATA	6,675	6,897	3%	6,998	4,585	4,610	1%	4,610	4,634	1%	1%

COMMONWEALTH OF PENNSYLVANIA
COMPARISON OF VOTER REGISTRATION TOTALS NOVEMBER 1999 - NOVEMBER 2001

COUNTY	REPUBLICAN				DEMOCRATIC					
	REP/99	REP/00	INC/DEC	REP/01	DEM/99	DEM/00	INC/DEC	DEM/01	INC/DEC	2YR INC
LACKAWANNA	43,852	45,246	3%	45,060	90,285	92,065	2%	93,655	2%	4%
LANCASTER	155,764	166,272	7%	167,015	63,868	67,932	6%	68,976	2%	8%
LAWRENCE	19,224	19,967	4%	19,768	31,181	31,709	2%	31,350	-1%	1%
LEBANON	39,173	40,764	4%	39,885	19,233	20,073	4%	19,328	-4%	0%
LEHIGH	76,713	80,324	5%	81,750	80,129	84,391	5%	86,367	2%	8%
LUZERNE	67,316	69,603	3%	71,061	110,157	111,902	2%	113,296	1%	3%
LYCOMING	33,132	34,440	4%	35,043	22,677	23,405	3%	23,666	1%	4%
MCKEAN	15,465	15,704	2%	15,897	7,980	8,089	1%	8,023	-1%	1%
MERCER	28,869	30,029	4%	30,502	35,398	36,130	2%	36,434	1%	3%
MIFFLIN	12,710	13,222	4%	13,707	8,905	8,982	1%	9,178	2%	3%
MONROE	31,311	33,546	7%	33,885	29,276	31,716	8%	32,535	3%	11%
MONTGOMERY	286,161	272,615	2%	259,553	159,731	173,503	9%	170,468	-2%	7%
MONTGOMERY	4,761	5,069	6%	5,232	3,834	3,959	3%	4,026	2%	5%
NORTHAMPTON	59,222	62,906	6%	64,511	76,911	78,941	3%	80,583	2%	5%
NORTHAMBERLAND	22,775	23,393	3%	23,384	23,693	23,829	1%	23,461	-2%	-1%
PERRY	14,896	15,480	4%	15,707	6,558	6,709	2%	6,728	0%	3%
PHILADELPHIA	191,416	198,007	3%	190,924	735,423	760,315	3%	752,169	-1%	2%
PIKE	14,353	15,184	6%	15,944	9,183	9,943	8%	10,513	5%	14%
POTTER	6,846	7,036	3%	7,149	3,603	3,644	1%	3,684	1%	2%
SCHUYLKILL	45,501	46,093	1%	46,597	34,205	34,655	1%	34,979	1%	2%
SNYDER	12,339	12,674	3%	12,924	4,325	4,458	3%	4,544	2%	5%
SOMERSET	23,391	23,998	3%	24,594	21,874	21,770	0%	22,037	1%	1%
SULLIVAN	2,476	2,570	4%	2,529	1,689	1,712	1%	1,665	-3%	-1%
SUSQUEHANNA	14,573	15,061	3%	15,394	8,026	8,273	3%	8,419	2%	5%
TIOGA	15,853	16,294	3%	16,677	6,994	7,179	3%	7,333	2%	5%
UNION	10,677	11,380	7%	11,398	4,790	5,123	7%	5,123	0%	7%
VENANGO	17,787	17,786	0%	17,391	12,754	12,728	0%	12,402	-3%	-3%
WARREN	14,079	14,222	1%	14,438	10,433	10,464	0%	10,575	1%	1%
WASHINGTON	38,650	40,948	6%	41,925	84,692	85,898	1%	86,045	0%	2%
WAYNE	16,084	16,700	4%	16,523	7,382	7,750	5%	7,759	0%	5%
WESTMORELAND	73,314	77,227	5%	76,911	139,348	141,652	2%	139,029	-2%	0%
WYOMING	10,691	10,963	3%	11,065	5,424	5,696	5%	5,764	1%	6%
YORK	110,690	116,109	5%	120,521	76,517	78,664	3%	81,476	3%	6%
PENNSYLVANIA	3,128,333	3,250,764	4%	3,233,171	3,615,197	3,736,304	3%	3,733,739	0%	3%

APPENDIX III

COMMONWEALTH OF PENNSYLVANIA
TOTAL VOTER REGISTRATION APPLICATIONS
2001

COUNTY	IN PERSON	PENN DOT	MAIL	VR DRIVES	AGENCY A	AGENCY B	AGENCY C	AGENCY D	AGENCY 1	AGENCY 2	AGENCY 3	AGENCY 4	AGENCY A-1	AGENCY TOTAL	RCR/MT CENTERS	PENNDOT COA TRANSFERS	TOTAL
ADAMS	142	2,906	386	0	0	0	7	27	0	0	0	0	58	92	0	592	4,118
ALLEGHENY	4,702	31,959	19,024	0	96	86	797	718	22	1	1	1	0	1,722	53	7,264	53,864
ARMSTRONG	155	1,599	645	0	4	12	16	1	5	0	0	2	0	40	21	611	3,071
BEAVER	214	7,410	1,439	527	5	1	42	143	0	0	0	1	8	200	8	1,260	11,058
BEDFORD	1,033	1,304	708	10	0	0	0	0	0	0	0	0	0	0	0	314	3,375
BERKS	575	10,551	4,889	944	55	14	182	27	22	40	1	1	86	378	32	2,881	20,200
BLAIR	419	3,217	777	258	94	17	117	0	3	15	0	0	0	247	1	711	5,630
BRADFORD	381	1,553	295	161	17	0	20	2	0	3	0	0	0	42	0	520	2,852
BUCKS	2,173	27,000	4,525	4,292	23	2	95	255	0	0	0	7	0	342	10	5,774	44,216
BUTLER	127	4,733	1,266	0	15	2	34	3	3	0	0	0	1	58	9	2,410	8,823
CAMBRIA	650	2,664	1,071	27	44	1	65	0	0	1	0	2	2	115	0	707	5,234
CAMERON	33	105	13	0	0	0	12	0	0	2	0	0	0	14	0	39	204
CARBON	189	1,517	675	19	1	3	13	4	0	0	0	0	0	21	6	639	3,865
CENTRE	118	3,077	1,313	215	1	1	5	5	2	0	0	0	2	21	1	1,123	5,868
CHESTER	465	15,103	7,786	516	11	5	22	0	0	0	0	0	0	43	1	4,315	28,229
CLARION	712	1,763	612	1	1	2	37	31	5	0	0	1	0	77	1	168	3,334
CLEARFIELD	174	1,678	666	187	0	1	24	3	15	0	0	0	0	43	2	419	3,179
CLINTON	705	2,565	302	0	29	3	18	0	0	0	0	0	0	50	0	322	3,944
COLUMBIA	59	1,120	358	2	0	0	22	6	0	15	3	8	0	48	4	449	2,040
CRAWFORD	162	2,028	491	207	17	1	34	1	3	45	1	0	1	103	1	415	3,407
CUMBERLAND	206	6,002	1,449	1,490	38	12	35	104	4	0	0	2	0	185	2	3,092	12,438
DAUPHIN	842	13,149	2,384	1,673	106	22	95	204	3	0	0	0	0	430	9	3,264	21,751
DELAWARE	189	14,260	7,688	1,567	74	1	0	0	0	0	0	0	0	75	21	5,283	29,063
ELK	52	672	235	78	0	0	11	0	0	14	0	0	0	31	7	124	1,200
ERIE	2,646	7,368	3,616	0	155	0	51	65	0	11	0	0	0	282	0	463	14,375
FAYETTE	84	2,918	1,743	1,000	2	1	18	0	1	0	0	0	0	22	0	718	6,485
FOREST	45	132	86	0	0	0	1	0	2	0	0	0	0	3	0	89	335
FRANKLIN	581	3,377	569	0	31	10	7	63	3	30	1	2	0	147	7	806	5,487
FULTON	167	292	81	2	0	0	1	11	0	0	0	0	0	13	0	86	641
GREENE	503	926	586	89	5	1	12	0	0	0	0	0	0	18	0	212	2,334
HUNTINGDON	585	2,306	687	65	4	2	6	0	4	2	0	1	0	19	0	786	4,438
INDIANA	255	1,912	637	380	9	0	37	8	0	0	0	0	0	55	0	383	3,623
JEFFERSON	140	881	385	385	0	9	48	5	9	2	0	2	0	75	0	310	2,186
JUNIATA	174	418	646	0	0	1	5	0	0	0	0	0	0	6	0	183	1,437

**COMMONWEALTH OF PENNSYLVANIA
TOTAL VOTER REGISTRATION APPLICATIONS**

2001

COUNTY	IN PERSON	PENN DOT	MAIL	VR DRIVES	AGENCY A	AGENCY B	AGENCY C	AGENCY D	AGENCY 1	AGENCY 2	AGENCY 3	AGENCY 4	AGENCY A-1	AGENCY TOTAL	RCRIMT CENTERS	PENNDOT COA TRANSFERS	TOTAL
LACKAWANNA	2,829	4,271	3,882	680	27	0	154	24	0	1	0	0	0	206	0	960	12,838
LANCASTER	581	11,781	3,832	1,561	104	23	75	102	0	0	0	0	0	306	3	3,783	21,667
LAWRENCE	177	2,709	1,728	0	0	0	12	0	0	0	0	0	0	12	0	318	4,944
LEBANON	362	2,887	937	175	3	6	35	22	3	7	0	0	2	78	0	1,258	5,697
LEHIGH	558	10,718	3,734	384	10	9	183	2	9	56	1	1	4	275	0	2,845	18,514
LUZERNE	456	6,389	3,680	2,251	31	7	26	681	1	1	0	0	0	747	0	1,438	14,871
LYCOMING	329	2,382	854	1,065	34	18	103	57	1	0	0	0	0	213	2	712	5,557
MCKEAN	346	1,068	1,253	2	15	2	2	5	1	1	0	0	0	26	0	211	2,908
MERCER	1,011	5,001	2,504	14	74	2	162	1	0	17	0	0	0	256	9	815	9,410
MIFFLIN	1,261	976	326	39	0	0	0	0	0	0	0	0	0	0	0	121	2,723
MONROE	416	5,794	1,389	488	10	2	123	0	0	0	0	0	0	135	0	853	9,196
MONTGOMERY	445	28,800	8,365	14,356	10	5	674	98	0	40	35	0	0	882	0	9,480	60,308
MONTOUR	364	481	96	0	0	1	7	0	0	6	0	0	0	14	0	264	1,248
NORTHAMPTON	431	7,768	2,899	9,342	15	35	188	38	3	3	0	14	0	286	0	2,004	22,840
NORTHUMBERLAND	104	1,489	668	305	0	3	10	2	6	4	0	0	0	25	0	752	3,353
PERRY	125	1,072	302	196	5	0	15	4	1	0	0	0	0	25	0	480	2,200
PHILADELPHIA	1,335	28,436	13,733	24,883	155	166	2,857	104	99	0	0	0	129	3,510	0	5,873	77,756
PIKE	139	2,143	234	36	3	0	7	0	0	0	0	4	0	14	0	290	2,856
POTTER	95	391	320	21	0	0	6	0	0	0	0	0	0	9	0	127	967
SCHUYLKILL	107	7,610	1,899	713	16	7	50	16	6	1	1	1	2	100	0	830	11,259
SNYDER	27	811	262	156	0	0	20	4	1	7	0	0	0	32	1	333	1,422
SOMERSET	275	1,380	1,077	197	14	1	45	38	2	0	0	0	0	100	0	426	3,456
SULLIVAN	55	110	36	0	0	0	0	0	0	0	0	0	0	0	0	98	299
SUSQUEHANNA	256	932	402	0	14	0	15	3	4	0	0	0	1	37	5	196	1,828
TIOGA	59	2,293	654	10	8	0	7	4	3	1	2	0	1	26	0	261	3,303
UNION	468	1,533	257	0	0	0	16	0	0	0	0	0	0	16	0	367	2,641
VENANGO	185	1,385	426	52	11	2	68	80	9	5	0	0	0	175	1	504	2,738
WARREN	118	1,155	336	0	0	0	50	0	2	0	0	0	0	52	0	220	1,881
WASHINGTON	569	6,156	2,151	383	12	6	48	62	2	2	1	0	2	135	35	1,758	11,167
WAYNE	54	1,358	225	55	8	0	45	0	4	0	0	0	0	59	2	382	2,134
WESTMORELAND	257	12,272	11,657	1,670	36	11	89	5	0	0	0	0	0	141	20	3,501	29,518
WYOMING	156	509	212	0	0	0	0	0	0	0	0	0	0	0	0	327	1,204
YORK	2,208	11,485	3,678	1,532	158	7	69	111	6	0	0	43	4	398	1	2,688	22,001
PENNSYLVANIA	35,904	350,950	140,082	74,672	1,810	525	6,973	3,158	289	336	47	163	228	13,307	275	91,047	706,217

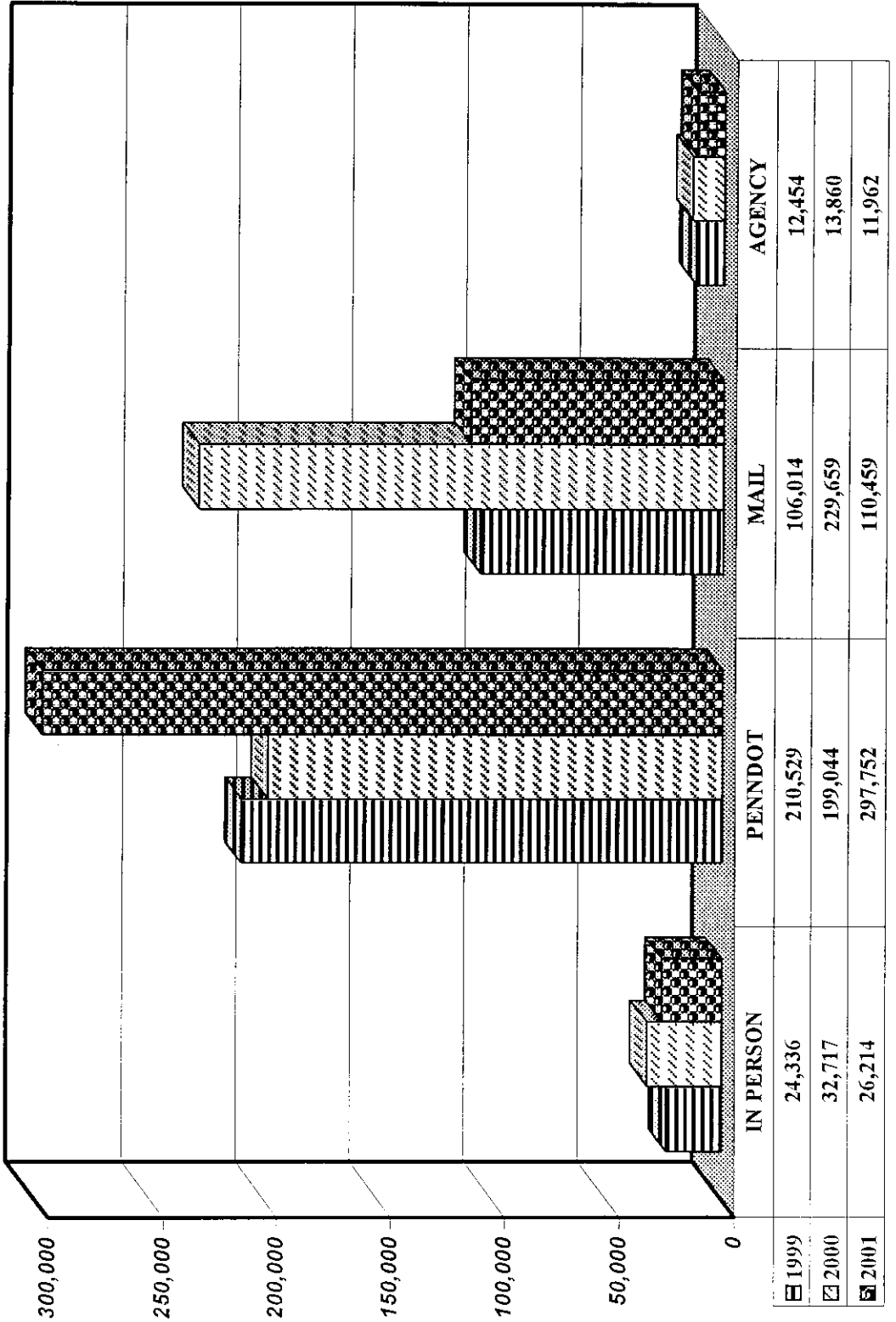
COMMONWEALTH OF PENNSYLVANIA
VALID VOTER REGISTRATION APPLICATIONS
2001

COUNTY	IN PERSON	PENN DOT	MAIL	VR DRIVES	AGENCY A	AGENCY B	AGENCY C	AGENCY D	AGENCY I	AGENCY 2	AGENCY 3	AGENCY 4	AGENCY A-1	AGENCY TOTAL	RCRTMNT CENTERS	FEANDOT COA TRANSFERS	TOTAL	
ADAMS	142	2,611	386	0	0	0	7	27	0	0	0	0	58	0	92	0	520	3,751
ALLEGHENY	3,034	26,532	13,846	0	70	74	666	718	18	1	1	1	1	1,569	51	6,564	51,596	
ARMSTRONG	111	1,423	528	0	3	11	16	1	5	0	0	0	2	0	38	18	511	2,627
BEAVER	132	5,893	1,188	449	4	0	37	128	0	0	0	0	1	7	177	6	1,073	8,918
BEDFORD	553	1,163	607	5	0	0	0	0	0	0	0	0	0	0	0	0	261	2,569
BERKS	410	9,143	3,682	824	44	11	129	26	17	28	1	1	50	307	3	2,546	16,915	
BLAIR	300	2,724	819	220	80	17	97	0	3	15	0	0	1	213	1	620	4,697	
BRADFORD	216	1,384	257	160	16	0	18	2	0	3	0	0	0	39	0	190	2,245	
BUCKS	2,027	21,293	4,170	3,437	22	2	53	252	0	0	0	7	0	336	10	5,252	36,515	
BUTLER	136	4,230	1,185	0	12	2	20	3	2	0	0	0	1	40	9	2,054	7,654	
CAMBRIA	450	2,413	806	27	42	1	57	0	0	0	0	2	2	105	0	657	4,556	
CAMERON	29	95	12	0	0	0	11	0	0	0	0	0	0	13	0	38	187	
CARBON	186	1,366	472	7	1	3	13	4	0	0	0	0	0	21	6	587	2,625	
CENTRE	92	2,721	1,093	205	1	1	4	7	2	0	0	0	2	19	1	1,016	5,147	
CHESTER	333	19,394	5,747	487	10	4	5	22	0	0	0	0	0	41	0	4,222	24,224	
CLARION	434	1,184	490	1	1	2	33	30	3	0	0	1	1	70	1	131	2,311	
CLEARFIELD	103	1,549	444	156	0	1	20	1	14	0	0	0	0	36	2	402	2,692	
CLINTON	630	1,550	239	0	21	4	18	0	0	0	0	0	0	43	0	282	2,744	
COLUMBIA	57	1,017	350	2	0	0	21	0	0	15	3	8	0	47	4	425	1,902	
CRAWFORD	160	1,816	468	205	16	0	30	1	3	44	1	0	1	66	1	411	3,157	
CUMBERLAND	159	5,172	1,231	1,310	37	11	33	93	3	0	0	2	0	179	2	2,794	10,647	
DAUPHIN	715	11,558	1,895	1,554	84	16	80	186	3	0	0	0	0	379	7	2,915	19,063	
DELAWARE	144	12,596	6,449	1,525	72	1	0	0	0	0	0	0	0	73	20	4,795	25,602	
ELK	33	606	197	74	0	1	6	0	0	9	0	0	4	20	7	106	1,043	
ERIE	2,031	5,798	2,716	0	119	0	31	65	0	11	0	0	0	226	0	398	11,171	
FAYETTE	54	2,513	1,251	723	1	1	14	0	1	0	0	0	0	18	0	641	5,189	
FOREST	45	126	86	0	0	0	0	2	0	0	0	0	0	3	0	69	329	
FRANKLIN	404	3,030	444	0	29	10	7	57	3	30	1	2	0	139	6	736	4,756	
FULTON	181	310	93	1	0	1	13	0	0	0	0	0	0	15	0	73	652	
GREENE	156	911	356	15	4	2	4	0	0	0	0	0	0	10	0	185	1,533	
HUNTINGDON	477	1,581	303	42	3	2	6	0	4	2	0	1	0	18	0	713	3,134	
INDIANA	185	1,746	509	360	6	0	32	6	0	0	0	2	0	46	0	348	3,194	
JEFFERSON	98	803	337	361	0	9	44	5	9	2	0	2	0	71	0	269	1,969	
JUNIATA	128	395	211	0	0	1	5	0	0	0	0	0	0	6	0	178	916	

COMMONWEALTH OF PENNSYLVANIA
VALID VOTER REGISTRATION APPLICATIONS
2001

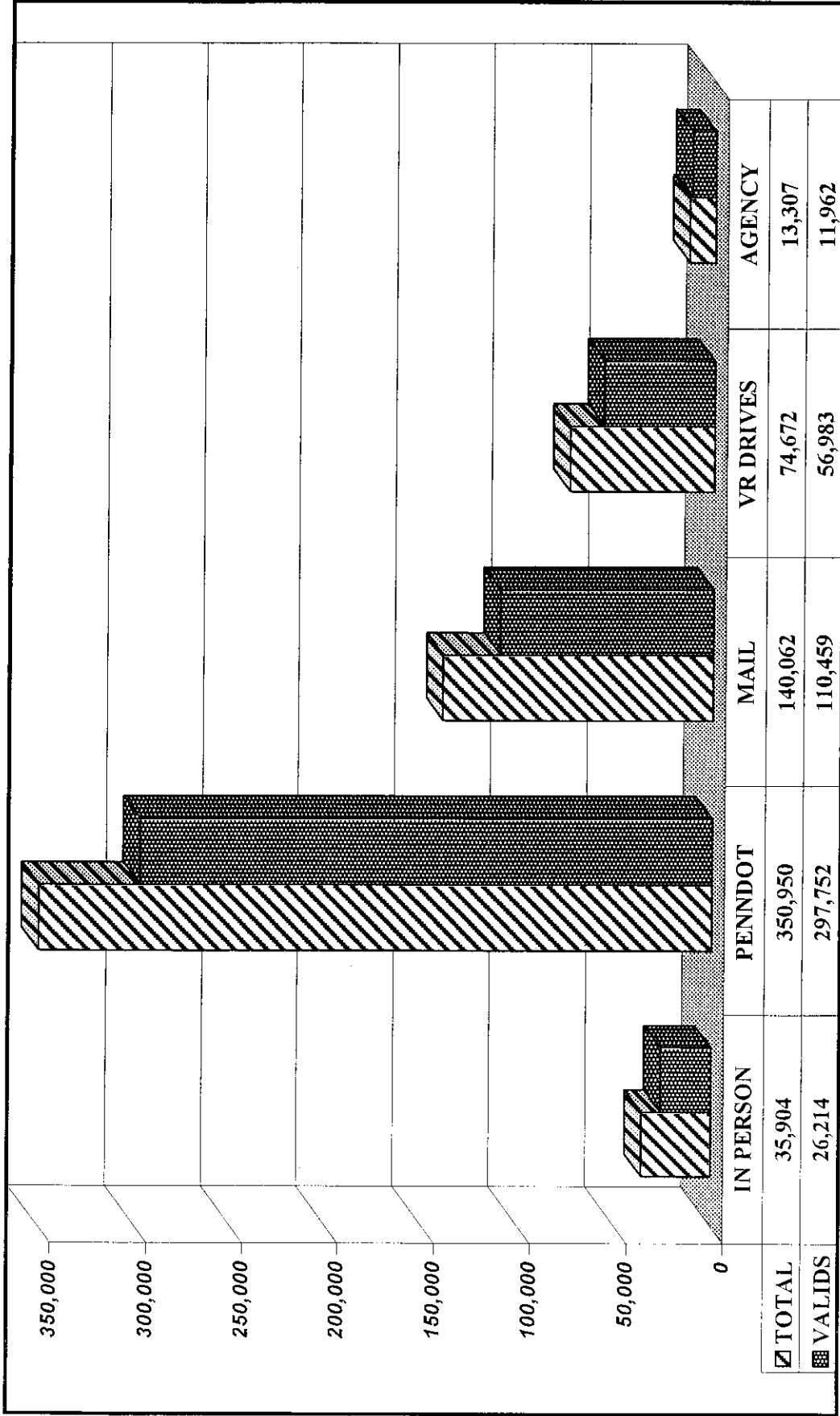
COUNTY	IN PERSON	PENN DOT	MAIL	VR DRIVES	AGENCY A	AGENCY B	AGENCY C	AGENCY D	AGENCY 1	AGENCY 2	AGENCY 3	AGENCY 4	AGENCY A-1	AGENCY TOTAL	RCRMTNT CENTERS	PENNDOT COA TRANSFERS	TOTAL
LACKAWANNA	1,741	4,222	2,986	408	23	0	180	33	0	0	0	0	0	236	0	817	10,410
LANCASTER	441	8,243	2,565	1,180	82	18	51	93	1	0	0	3	0	248	5	2,978	15,641
LAWRENCE	140	2,064	1,247	0	0	0	11	0	0	0	0	0	0	11	0	274	3,736
LEBANON	288	2,505	793	123	3	5	35	22	3	7	0	0	1	76	0	1,142	4,927
LEHIGH	428	9,736	2,768	266	9	8	171	2	7	45	1	4	0	248	0	2,614	16,090
LUZERNE	323	5,325	2,539	1,490	30	5	24	635	0	1	0	0	0	895	0	1,243	11,815
LYCOMING	226	2,126	722	940	32	17	96	52	1	0	0	0	0	198	2	469	4,683
MCKEAN	255	1,055	825	2	15	2	3	11	1	1	0	0	0	33	0	178	2,346
MERCER	580	3,910	1,872	5	68	0	163	1	0	17	0	0	0	249	18	542	7,166
MIFFLIN	452	786	197	39	0	0	0	0	0	0	0	0	0	0	0	121	1,595
MONROE	328	5,434	1,104	373	10	1	115	0	0	0	0	0	0	126	0	912	6,278
MONTGOMERY	383	22,811	5,305	12,172	10	5	455	96	0	35	35	0	0	536	0	8,103	49,410
MONTOUR	375	479	121	2	2	2	8	0	0	0	0	0	0	20	0	212	1,207
NORTHAMPTON	337	6,776	2,445	138	11	16	172	36	3	3	0	14	0	255	0	1,777	11,726
NORTHUMBERLAND	88	1,330	565	237	0	3	9	2	5	3	0	0	0	23	0	715	2,936
PERRY	99	928	257	176	5	0	15	4	1	0	0	0	0	25	0	448	1,933
PHILADELPHIA	1,303	27,056	12,981	24,124	146	156	2,821	104	99	0	0	0	128	3,255	0	5,266	74,005
PIKE	103	2,063	189	35	3	0	7	0	0	0	0	4	0	14	0	277	2,691
POTTER	79	408	258	16	0	0	6	0	0	3	0	0	0	9	0	127	897
SCHUYLKILL	63	5,468	1,616	538	12	10	45	15	6	1	1	1	2	93	0	741	6,519
SNYDER	26	538	230	140	0	0	19	4	1	7	0	0	0	31	1	316	1,282
SOMERSET	217	1,214	793	197	10	1	37	33	2	0	0	0	0	83	0	395	2,895
SULLIVAN	49	94	30	0	0	0	0	0	0	0	0	0	0	0	0	91	264
SUSQUEHANNA	254	922	395	0	14	0	15	3	4	0	0	0	1	37	5	176	1,789
TIOGA	77	1,722	505	3	8	0	6	4	3	1	2	0	1	25	0	245	2,577
UNION	422	1,473	212	0	0	0	11	0	0	0	0	0	0	11	0	323	2,441
VENANGO	140	1,219	356	44	12	2	56	72	6	3	0	0	0	151	0	430	2,400
WARREN	86	1,000	280	0	0	0	45	0	1	0	0	0	0	46	0	192	1,614
WASHINGTON	422	5,132	1,624	337	11	6	42	50	1	2	1	0	2	115	33	1,548	9,211
WAYNE	54	1,272	179	51	7	0	47	0	5	6	0	1	0	60	2	304	1,922
WESTMORELAND	154	9,253	6,447	1,126	23	10	69	2	0	0	0	0	0	103	15	3,041	22,139
WYOMING	125	468	189	0	0	0	0	0	0	0	0	0	0	0	0	306	1,089
YORK	1,860	10,163	3,077	626	120	7	65	103	6	0	0	42	2	345	1	2,384	18,466
PENNSYLVANIA	26,214	297,752	110,459	56,983	1,374	482	6,149	3,012	249	289	48	182	208	11,982	237	86,798	584,404

VALID VOTER REGISTRATION APPLICATIONS
1999 - 2001



TOTAL AND VALID VOTER REGISTRATION APPLICATIONS

2001



APPENDIX IV

COMMONWEALTH OF PENNSYLVANIA
 VOTER REGISTRATION LIST MAINTENANCE ACTIVITY
 MANDATED VOTER REMOVAL PROGRAMS
 2001

COUNTY	CONFIRMATION MAILING				NATIONAL CHANGE OF ADDRESS PROGRAM					
	NOTICES MAILED	RETURNED BY INDIVIDUAL	RETURNED BY POST OFFICE	MARKED INACTIVE	CANCELLED	NOTICES MAILED	RETURNED BY INDIVIDUAL	RETURNED BY POST OFFICE	MARKED INACTIVE	CANCELLED
ADAMS	0	0	0	0	0	660	210	8	11	104
ALLEGHENY	0	0	0	0	0	99,446	0	0	0	0
ARMSTRONG	0	0	0	0	0	927	188	110	78	137
BEAVER	0	0	0	0	0	3,226	956	264	1,628	472
BEDFORD	0	0	0	0	0	0	0	0	0	0
BERKS	0	0	0	0	0	0	0	0	0	0
BLAIR	0	0	0	0	0	0	0	0	0	0
BRADFORD	0	0	0	0	0	1,124	310	159	129	134
BUCKS	0	0	0	0	0	11,692	2,740	2,188	5,182	1,478
BUTLER	0	0	0	0	0	0	0	0	0	0
CAMBRIA	83,079	3,067	2,867	2,237	448	0	0	0	0	0
CAMERON	0	0	0	0	0	0	0	0	0	0
CARBON	0	0	0	0	0	0	0	0	0	0
CENTRE	0	0	0	0	0	0	0	0	0	0
CHESTER	0	0	0	0	0	0	0	0	0	0
CLARION	0	0	0	0	0	884	0	0	0	0
CLEARFIELD	0	0	0	0	0	0	0	0	0	0
CLINTON	0	0	0	0	0	0	0	0	0	0
COLUMBIA	0	0	0	0	0	308	531	377	61	137
CRAWFORD	0	0	0	0	0	0	0	0	0	0
CUMBERLAND	0	0	0	0	0	4,745	720	856	2,450	491
DAUPHIN	0	0	0	0	0	0	0	0	0	0
DELAWARE	0	118	0	0	33	0	0	0	0	0
ELK	0	0	290	25	0	0	0	0	0	0
ERIE	0	0	0	0	0	0	0	0	0	0
FAYETTE	0	0	0	0	0	3,880	1,058	1,273	1,549	189
FOREST	2,783	89	55	0	144	0	0	0	0	0
FRANKLIN	0	0	0	0	0	2,609	1,907	212	0	343
FULTON	0	0	0	0	0	208	47	23	23	7
GREENE	0	0	0	0	0	0	0	0	0	0
HUNTINGDON	0	0	0	0	0	422	192	77	302	0
INDIANA	0	0	0	0	0	1,376	582	119	140	24
JEFFERSON	0	0	0	0	0	880	335	83	444	162
JUNIATA	0	0	0	0	0	0	0	0	0	0

COMMONWEALTH OF PENNSYLVANIA
 VOTER REGISTRATION LIST MAINTENANCE ACTIVITY
 MANDATED VOTER REMOVAL PROGRAMS
 2001

COUNTY	CONFIRMATION MAILING					NATIONAL CHANGE OF ADDRESS PROGRAM				
	NOTICES MAILED	RETURNED BY INDIVIDUAL	RETURNED BY POST OFFICE	MARKED INACTIVE	CANCELLED	NOTICES MAILED	RETURNED BY INDIVIDUAL	RETURNED BY POST OFFICE	MARKED INACTIVE	CANCELLED
LACKAWANNA	0	0	0	0	0	0	0	0	0	0
LANCASTER	0	0	0	0	0	0	0	0	0	0
LAWRENCE	53,127	257	716	2,663	171	0	0	0	0	0
LEBANON	0	0	0	0	0	0	8	0	0	2
LEHIGH	0	0	0	0	0	0	11	5	5	18
LUZERNE	0	0	0	0	0	0	0	0	0	0
LYCOMING	0	0	0	0	0	0	0	0	0	0
MCKEAN	0	0	0	0	0	0	0	0	0	0
MERCER	0	0	0	0	0	2,520	423	240	97	367
MIFFLIN	0	0	0	0	0	0	0	0	0	0
MONROE	0	0	0	0	0	0	0	0	0	0
MONTGOMERY	0	0	0	0	0	0	1,417	4,964	5,000	356
MONTGOMERY	0	0	0	0	0	0	0	0	0	0
NORTHAMPTON	155,306	5,402	25,508	18,418	2,648	0	0	0	0	0
NORTHUMBERLAND	0	0	0	0	0	0	0	0	0	0
PERRY	0	0	0	0	0	0	0	0	0	0
PHILADELPHIA	0	0	0	0	0	39,345	5,480	10,320	0	0
PIKE	0	0	0	0	0	0	0	0	0	0
POTTER	0	0	0	0	0	0	0	0	0	0
SCHUYLKILL	0	0	0	0	0	2,046	759	274	0	181
SNYDER	0	0	0	0	0	0	10	0	15	3
SOMERSET	0	0	0	0	0	0	0	0	0	0
SELLIVAN	0	0	0	0	0	0	0	0	0	0
SUSQUEHANNA	0	0	0	0	0	348	81	2	180	2
TIOGA	0	0	0	0	0	0	0	0	0	0
UNION	0	0	0	0	0	0	0	0	0	0
VENANGO	0	0	0	0	0	800	278	162	162	108
WARREN	0	0	0	0	0	0	0	0	0	0
WASHINGTON	0	0	0	0	0	3,493	6	0	0	0
WAYNE	0	0	0	0	0	875	458	43	148	251
WESTMORELAND	0	0	0	0	0	0	188	0	0	0
WYOMING	0	0	0	0	0	420	0	18	10	14
YORK	0	0	0	0	0	0	10	2	0	0
PENNSYLVANIA	294,295	8,933	29,436	23,343	3,445	182,936	17,963	21,779	17,584	4,988

COMMONWEALTH OF PENNSYLVANIA
 VOTER REGISTRATION LIST MAINTENANCE ACTIVITY
 FIVE YEAR NOTICE AND PENNDOT CHANGES OF ADDRESS
 2001

NAME	FIVE YEAR NOTICES				PENNDOT CHANGES OF ADDRESS				ADDRESS VERIFICATION NOTICES				TOTAL FILES MARKET INACTIVE
	NUMBER OF NOTICES MAILED	RECIPIENTS WHO VOTED	RECIPIENTS WHO RESPONDED	RE-REGISTERED WITHIN COUNTY	CANCELED BUY RE-REGISTERED	WITHIN COUNTY	OUTSIDE COUNTY	TOTAL	MAILED	RESPONSES	MAILED	RESPONSES	
ADAMS	2,508	25	783	0	0	1,152	673	1,825	953	296	953	296	2,783
ALLEGHENY	0	1,502	1,211	190	0	38,951	7,917	44,868	0	8	0	8	112,568
ARMSTRONG	0	0	0	0	0	834	404	1,238	91	34	91	34	1,281
BEAVER	0	0	0	0	0	2,330	1,106	3,436	266	142	266	142	3,080
BEDFORD	0	0	0	0	0	2,763	283	3,046	9	0	9	0	1,742
BERKS	0	0	0	0	0	12,272	2,284	14,556	1,272	369	1,272	369	20,366
BLAIR	0	0	0	0	0	2,865	811	3,677	67	15	67	15	644
BRADFORD	0	0	0	0	0	1,126	280	1,416	255	34	255	34	1,974
BUCKS	22,663	91	8	459	0	12,957	5,110	17,487	14,194	486	14,194	486	40,661
BUTLER	0	18	119	0	0	8,403	1,986	8,369	1,928	24	1,928	24	6,422
CAMBRIA	0	0	0	0	0	2,313	919	3,232	42	32	42	32	3,889
CAMERON	0	0	0	0	0	134	40	174	132	8	132	8	0
CARBON	515	247	360	0	0	1,043	588	1,612	100	70	100	70	2,405
CENTRE	0	0	0	0	0	3,364	1,460	4,844	3,795	2,321	3,795	2,321	15,511
CHESTER	0	0	0	0	0	7,347	4,244	11,591	381	119	381	119	20,332
CLARION	0	0	0	0	0	1,369	359	1,748	15	8	15	8	1,661
CLEARFIELD	0	0	0	0	0	1,577	634	2,411	1,446	99	1,446	99	1,324
CLINTON	0	0	156	0	0	440	290	730	0	1	0	1	1,471
COLUMBIA	0	0	0	0	0	1,410	598	1,918	1,183	460	1,183	460	1,928
CRAWFORD	0	0	0	0	0	1,775	41	1,818	0	0	0	0	0
CUMBERLAND	2,151	10	377	0	0	4,374	2,524	6,898	533	69	533	69	12,869
DAUPHIN	0	0	0	0	0	7,598	3,550	11,148	0	0	0	0	0
DELAWARE	0	0	0	0	0	17,604	11,066	28,660	1,301	284	1,301	284	56,367
ELK	0	0	0	0	0	410	146	555	288	26	288	26	1,302
ERIE	0	0	0	0	0	7,747	1,015	6,762	178	78	178	78	10,880
FAYETTE	0	0	0	0	0	5,015	774	5,789	53	12	53	12	621
FOREST	0	0	0	0	0	34	45	79	63	63	63	63	134
FRANKLIN	0	0	0	0	0	2,528	648	3,176	0	0	0	0	523
FULTON	0	0	0	0	0	709	130	839	51	28	51	28	152
GREENE	0	0	0	0	0	855	229	1,084	13	4	13	4	421
HUNTINGDON	0	8	41	0	7	2,052	813	2,865	1,324	1,362	1,324	1,362	2,847
INDIANA	0	0	0	0	0	1,075	546	1,621	5	5	5	5	783
JEFFERSON	0	0	0	0	0	476	281	737	62	0	62	0	1,784
JUNIATA	471	0	146	0	0	324	186	480	7	333	7	333	1,346

COMMONWEALTH OF PENNSYLVANIA
 VOTER REGISTRATION LIST MAINTENANCE ACTIVITY
 FIVE YEAR NOTICE AND PENNDOT CHANGES OF ADDRESS
 2001

NAME	NUMBER OF NOTICES				RECIPIENTS WHO RESPONDED				RECIPIENTS RE-REGISTERED				CANCELED BUT RE-REGISTERED				PENNDOT CHANGES OF ADDRESS				ADDRESS VERIFICATION NOTICES				TOTAL	
	MAILED	WHO VOTED	WHO RESPONDED	WHO RE-REGISTERED	WITHIN COUNTY	OUTSIDE COUNTY	RE-REGISTERED	WITHIN COUNTY	OUTSIDE COUNTY	TOTAL	MAILED	WITHIN COUNTY	OUTSIDE COUNTY	TOTAL	MAILED	WITHIN COUNTY	OUTSIDE COUNTY	TOTAL	MAILED	WITHIN COUNTY	OUTSIDE COUNTY	TOTAL	RESPONSES	FILES MARKED INACTIVE		
LACKAWANNA	0	0	0	0	0	0	0	0	0	0	4,500	1,255	5,755	71	31	0	71	31	0	0	0	0	0	212		
LANCASTER	0	0	0	0	0	13,414	0	0	0	0	13,414	2,563	15,977	6,079	2,714	0	6,079	2,714	0	0	0	0	0	3,321		
LAWRENCE	0	0	0	0	0	967	0	0	0	0	967	807	1,594	1,947	0	0	0	1,947	0	0	0	0	0	3,200		
LEBANON	15,596	0	1,288	0	0	3,438	0	0	0	0	3,438	1,192	4,630	207	80	0	207	80	0	0	0	0	0	4,382		
LEHIGH	0	96	9	0	0	5,563	0	0	0	0	5,563	2,203	7,766	5,374	53	0	5,374	53	0	0	0	0	0	24,019		
LUZERNE	0	0	0	0	0	8,020	0	0	0	0	8,020	1,555	9,575	9,893	341	0	9,893	341	0	0	0	0	0	341		
LYCOMING	0	0	0	0	0	3,208	0	0	0	0	3,208	803	4,011	207	70	0	207	70	0	0	0	0	0	2,208		
MCKEAN	0	0	2,046	0	0	1,095	0	0	0	0	1,095	181	1,286	11	0	0	11	0	0	0	0	0	10			
MERCER	0	0	0	0	0	2,539	0	0	0	0	2,539	697	3,236	46	0	0	46	0	0	0	0	0	0	5,327		
MIFFLIN	0	0	0	0	0	897	0	0	0	0	897	186	1,083	22	4	0	22	4	0	0	0	0	0	41		
MONROE	7,049	119	631	0	0	3,352	2	0	0	0	3,352	1,146	4,498	1,007	161	0	1,007	161	0	0	0	0	0	6,610		
MONTGOMERY	37,706	0	3,658	0	0	7,902	0	0	0	0	7,902	10,291	18,193	47,935	1,515	0	47,935	1,515	0	0	0	0	0	44,769		
MONTOUR	0	0	0	0	0	320	0	0	0	0	320	262	582	4	0	0	4	0	0	0	0	0	0	0		
NORTHAMPTON	0	0	0	0	0	3,811	0	0	0	0	3,811	2,416	6,227	329	18	0	329	18	0	0	0	0	0	18,521		
NORTHUMBERLAND	0	0	0	0	0	1,134	0	0	0	0	1,134	552	1,686	1,656	59	0	1,656	59	0	0	0	0	0	300		
PERRY	0	0	0	0	0	1,222	0	0	0	0	1,222	638	1,860	1,858	29	0	1,858	29	0	0	0	0	0	308		
PHILADELPHIA	24,705	0	1,571	12	0	26,854	0	0	0	0	26,854	9,560	36,414	38,031	2,424	0	38,031	2,424	0	0	0	0	0	178,300		
PIKE	0	0	0	0	0	1,213	0	0	0	0	1,213	331	1,544	8	8	0	8	8	0	0	0	0	0	4		
POTTER	0	0	0	0	0	626	0	0	0	0	626	181	807	13	2	0	13	2	0	0	0	0	0	405		
SCHUYLKILL	0	0	0	0	0	4,766	0	0	0	0	4,766	906	5,672	5,363	182	0	5,363	182	0	0	0	0	0	4,246		
SNYDER	316	8	10	0	0	505	1	0	0	0	505	314	819	270	78	0	270	78	0	0	0	0	0	890		
SOMERSET	0	0	0	0	0	1,861	0	0	0	0	1,861	486	2,357	0	0	0	2,357	0	0	0	0	0	0	1,400		
SULLIVAN	0	0	0	0	0	122	0	0	0	0	122	66	188	60	6	0	60	6	0	0	0	0	0	137		
SUSQUEHANNA	232	58	0	0	0	787	0	23	0	0	787	248	1,035	348	224	0	348	224	0	0	0	0	0	2,352		
TIOGA	0	0	0	0	0	1,392	0	0	0	0	1,392	369	1,761	0	0	0	1,761	0	0	0	0	0	0	0		
UNION	0	0	0	0	0	359	0	0	0	0	359	352	711	54	11	0	54	11	0	0	0	0	0	536		
VENANGO	0	0	0	0	0	8,024	0	0	0	0	8,024	459	8,483	0	0	0	8,483	0	0	0	0	0	0	2,260		
WARREN	0	0	0	0	0	854	0	34	0	0	854	225	1,079	225	0	0	225	0	0	0	0	0	0	565		
WASHINGTON	0	0	0	0	0	5,416	0	0	0	0	5,416	2,487	7,903	0	0	0	7,903	0	0	0	0	0	0	0		
WAYNE	572	10	119	6	0	1,206	6	0	0	0	1,206	363	1,569	1,814	635	0	1,814	635	0	0	0	0	0	1,734		
WESTMORELAND	18,535	48	1	0	0	7,728	0	691	0	0	7,728	2,902	10,630	1,922	0	0	1,922	0	0	0	0	0	0	29,264		
WYOMING	0	0	0	0	0	351	0	0	0	0	351	308	659	736	39	0	736	39	0	0	0	0	0	15		
YORK	0	0	0	0	0	13,537	0	0	0	0	13,537	3,019	16,556	255	4	0	255	4	0	0	0	0	0	16,313		
PENNSYLVANIA	133,120	2,240	12,664	669	756	287,670	669	756	756	756	287,670	101,152	388,822	156,550	15,513	0	156,550	15,513	0	0	0	0	0	684,361		

**COMMONWEALTH OF PENNSYLVANIA
VOTER REGISTRATION LIST MAINTENANCE ACTIVITY
CANCELLATION OF VOTER REGISTRATION
2001**

NAME	ACTIVE VOTER REGISTRATIONS CANCELLED										INACTIVE VOTER REGISTRATIONS CANCELLED									
	VOTER'S REQUEST	VOTERS DEATH	MOVE CONFIRM	VOTER REMOVAL PROGRAM	CANVASS	SYR NOTICE	TOTAL	VOTERS REQUEST	VOTERS' DEATH	MOVE CONFIRM	VOTER REMOVAL PROGRAM	CANVASS	SYR NOTICE	TOTAL						
ADAMS	2	310	198	0	0	0	518	0	0	0	2	0	29	31						
ALLEGHENY	7	9,201	12,064	0	0	0	21,272	0	0	0	0	0	0	0						
ARMSTRONG	5	316	388	0	0	0	710	1	127	89	137	0	0	354						
BEAVER	27	1,442	2,122	0	0	0	3,591	0	0	0	2,497	0	0	2,497						
BEDFORD	52	285	458	0	0	0	796	1	33	34	0	0	0	68						
BERKS	31	2,340	751	0	0	0	3,122	0	351	124	0	0	0	475						
BLAIR	11	830	1,454	0	0	0	2,285	0	5	12	0	0	0	17						
BRADFORD	24	423	197	0	0	0	644	0	0	139	0	0	0	139						
BUCKS	1,865	3,320	1,656	0	0	0	6,881	0	0	0	0	0	0	0						
BUTLER	118	902	563	0	0	0	1,863	24	193	131	4,513	0	0	4,861						
CAMBRIA	409	1,205	247	0	0	0	1,861	98	94	0	4,340	0	0	4,532						
CAMERON	6	48	22	0	0	0	76	0	0	0	0	0	0	0						
CARBON	0	417	150	0	0	0	567	0	26	0	0	0	0	26						
CENTRE	113	623	1,515	0	0	0	2,271	22	87	497	405	0	0	1,011						
CHESTER	263	1,665	1,971	0	0	0	4,099	1,240	130	563	17,576	0	0	19,509						
CLARION	15	260	454	0	0	0	729	4	17	38	0	0	0	59						
CLEARFIELD	9	466	536	0	0	0	1,011	0	27	31	0	0	0	58						
CLINTON	2	268	404	0	0	0	674	0	7	10	0	0	0	17						
COLUMBIA	5	194	105	0	0	0	304	0	104	56	137	0	0	377						
CRAWFORD	12	244	142	0	0	0	398	0	0	0	0	0	0	0						
CUMBERLAND	65	1,040	900	0	0	0	2,905	14	259	268	8,318	0	0	8,659						
DAUPHIN	8	106	1,426	0	0	0	1,540	0	0	0	0	0	0	21,478						
DELAWARE	316	3,572	3,916	0	0	0	7,804	78	347	276	22,754	0	0	23,457						
ELK	5	198	192	4	0	0	398	1	15	146	0	0	0	162						
ERIE	72	1,235	182	0	0	0	1,469	0	11	0	0	0	0	11						
FAYETTE	12	1,350	182	0	0	0	1,544	0	1	1	0	0	0	2						
FOREST	16	32	96	0	0	0	183	0	0	0	102	0	0	102						
FRANKLIN	13	803	759	0	0	0	1,575	0	18	4	1,818	0	0	1,841						
FULTON	13	141	151	0	0	0	305	0	0	11	0	0	0	11						
GREENE	10	201	253	0	0	0	464	0	2	3	0	0	0	5						
HUNTINGDON	0	289	0	0	0	0	289	0	5	0	0	0	0	5						
INDIANA	50	445	259	0	0	0	754	12	118	155	100	0	0	385						
JEFFERSON	85	254	166	0	0	0	505	13	16	21	0	0	0	50						
JUNIATA	2	139	216	0	0	0	357	0	19	40	0	0	0	59						

**COMMONWEALTH OF PENNSYLVANIA
VOTER REGISTRATION LIST MAINTENANCE ACTIVITY
CANCELLATION OF VOTER REGISTRATION
2001**

NAME	ACTIVE VOTER REGISTRATIONS CANCELLED					INACTIVE VOTER REGISTRATIONS CANCELED					
	VOTERS REQUEST	VOTERS' DEATH	MOVE CONFIRM	VOTER REMOVAL PROGRAM	CANVASS NOTICE	TOTAL	VOTERS' DEATH	MOVE CONFIRM	VOTER REMOVAL PROGRAM	CANVASS NOTICE	TOTAL
LACKAWANNA	31	2,275	2,018	0	0	4,324	0	0	0	0	10
LANCASTER	153	2,561	4,294	0	0	7,008	15	246	51	0	312
LAWRENCE	34	566	652	0	0	1,252	7	66	89	0	162
LEBANON	3	574	191	0	0	888	0	32	328	0	744
LEHIGH	756	1,665	2,385	0	0	4,806	14	269	343	0	2,043
LUZERNE	92	1,902	554	0	0	2,548	0	10	0	0	10
LYCOMING	301	602	240	0	0	1,143	9	20	8	0	35
MCKEAN	7	300	614	0	0	921	0	0	0	0	1
MERCER	9	843	900	0	0	1,752	1	120	47	0	168
MIFFLIN	2	709	258	0	0	969	0	0	2	0	2
MONROE	22	784	1,865	0	0	2,671	0	0	98	0	98
MONTGOMERY	88	6,294	9,446	0	0	15,828	0	0	26,014	0	26,836
MONTGOMERY	1	127	302	0	0	430	0	0	0	0	0
NORTHAMPTON	8	1,655	2,863	0	0	4,526	0	0	0	0	0
NORTHUMBERLAND	0	840	1,071	0	0	1,911	0	6	868	0	874
PERRY	5	225	864	0	0	1,114	0	3	15	0	18
PHILADELPHIA	109	10,002	4,565	0	521	15,197	19	1,638	729	21	2,407
PIKE	9	138	177	0	0	324	0	0	0	0	0
POTTER	7	164	231	0	0	402	0	5	83	0	88
SCHUYLKILL	5	1,311	11	0	0	1,327	1	46	0	0	51
SNYDER	2	99	328	0	0	429	0	0	45	0	45
SOMERSET	2	684	146	0	0	834	0	39	3	0	42
SULLIVAN	20	105	180	0	0	305	0	0	94	0	98
SUSQUEHANNA	190	361	300	0	0	851	20	31	47	15	161
TIOGA	44	257	388	0	0	689	0	0	0	0	0
UNION	9	181	237	0	0	427	6	0	17	0	23
VENANGO	1	309	70	0	0	380	0	0	0	0	0
WARREN	6	275	0	0	0	281	0	0	0	0	0
WASHINGTON	39	1,833	2,908	0	0	4,780	0	0	0	0	0
WAYNE	145	342	252	0	0	739	0	25	60	0	85
WESTMORELAND	3	2,224	145	0	0	2,372	0	0	0	0	0
WYOMING	0	285	31	0	0	316	0	0	0	0	0
YORK	618	1,352	3,245	0	0	5,225	140	591	486	0	1,217
PENNSYLVANIA	6,364	76,609	75,911	4	558	159,526	1,740	5,239	5,777	21	2,488
								89,065			125,788

APPENDIX V

**VOTER REGISTRATION APPLICATIONS BY POLITICAL PARTY
RECEIVED AT PENNDOT PHOTO LICENSE CENTERS - 2001**

COUNTY	REPUBLICAN	DEMOCRATIC	GREEN	NO AFFILIATION	OTHERS	TOTAL
ADAMS	1,448	833	15	495	108	2,899
ALLEGHENY	10,102	15,761	128	5,152	710	31,853
ARMSTRONG	734	593	6	182	32	1,547
BEAVER	1,510	1,996	4	579	84	4,173
BEDFORD	606	322	1	160	9	1,098
BERKS	3,603	3,969	26	1,946	354	10,098
BLAIR	1,697	1,066	17	476	91	3,347
BRADFORD	719	414	3	261	42	1,439
BUCKS	7,368	7,169	34	4,161	545	19,297
BUTLER	2,448	1,627	17	719	138	4,949
CAMBRIA	967	1,283	7	402	69	2,728
CAMERON	50	28	0	23	6	107
CARBON	579	605	1	256	51	1,492
CENTRE	1,239	1,050	26	724	90	3,129
CHESTER	6,107	4,254	30	2,919	432	13,742
CLARION	313	255	3	93	28	692
CLEARFIELD	692	534	4	224	50	1,504
CLINTON	295	243	3	114	24	679
COLUMBIA	559	374	3	251	23	1,210
CRAWFORD	1,012	861	6	255	81	2,215
CUMBERLAND	3,093	1,729	28	1,153	166	6,169
DAUPHIN	3,000	2,918	45	1,229	239	7,431
DELAWARE	6,011	5,103	23	2,285	337	13,759
ELK	240	272	4	143	12	671
ERIE	2,498	3,311	34	985	174	7,002
FAYETTE	877	1,596	3	309	75	2,860
FOREST	54	41	0	12	5	112
FRANKLIN	1,794	920	4	578	79	3,375
FULTON	163	74	0	43	5	285
GREENE	310	482	2	120	27	941
HUNTINGDON	406	211	6	163	19	805
INDIANA	670	635	3	256	47	1,611
JEFFERSON	440	235	3	140	27	845
JUNIATA	179	103	2	58	16	358
LACKAWANNA	1,442	2,096	13	479	123	4,153
LANCASTER	5,137	2,623	37	1,919	289	10,005
LAWRENCE	877	1,109	3	325	38	2,352
LEBANON	1,429	826	14	547	83	2,899
LEHIGH	3,524	4,193	25	2,122	293	10,157
LUZERNE	2,290	2,883	8	877	187	6,245
LYCOMING	1,145	717	13	437	64	2,376
MCKEAN	509	284	3	160	18	974
MERCER	1,139	1,218	12	432	72	2,873
MIFFLIN	436	288	3	107	38	872
MONROE	1,794	2,361	12	1,059	164	5,390
MONTGOMERY	8,324	7,825	53	4,276	504	20,982
MONTGOMERY	203	132	1	96	12	444
NORTHAMPTON	2,830	3,164	24	1,786	266	8,070
NORTHUMBERLAND	747	504	1	266	38	1,556
PERRY	574	270	3	176	28	1,051
PHILADELPHIA	5,447	18,495	46	3,769	642	28,399
PIKE	873	717	7	464	59	2,120
POTTER	235	132	1	67	16	471
SCHUYLKILL	1,268	888	7	444	93	2,700
SNYDER	344	159	1	110	19	633
SOMERSET	672	475	0	164	33	1,344
SULLIVAN	65	23	1	21	4	114
SUSQUEHANNA	473	268	3	157	40	941
TIOGA	487	238	7	171	14	917
UNION	346	189	3	142	22	702
VENANGO	649	480	3	186	60	1,378
WARREN	498	395	6	220	27	1,136
WASHINGTON	1,927	2,606	8	754	145	5,440
WAYNE	612	431	6	252	42	1,343
WESTMORELAND	3,528	3,851	17	1,232	213	8,841
WYOMING	240	153	0	124	12	529
YORK	5,479	3,677	37	2,095	378	11,666
PENNSYLVANIA	117,536	124,537	869	52,322	8,231	303,495

APPENDIX VI

COMMONWEALTH OF PENNSYLVANIA
2001 - SUMMARY

PENNDOT CHANGES OF ADDRESS FORWARDED TO COUNTY VOTER REGISTRATION OFFICES

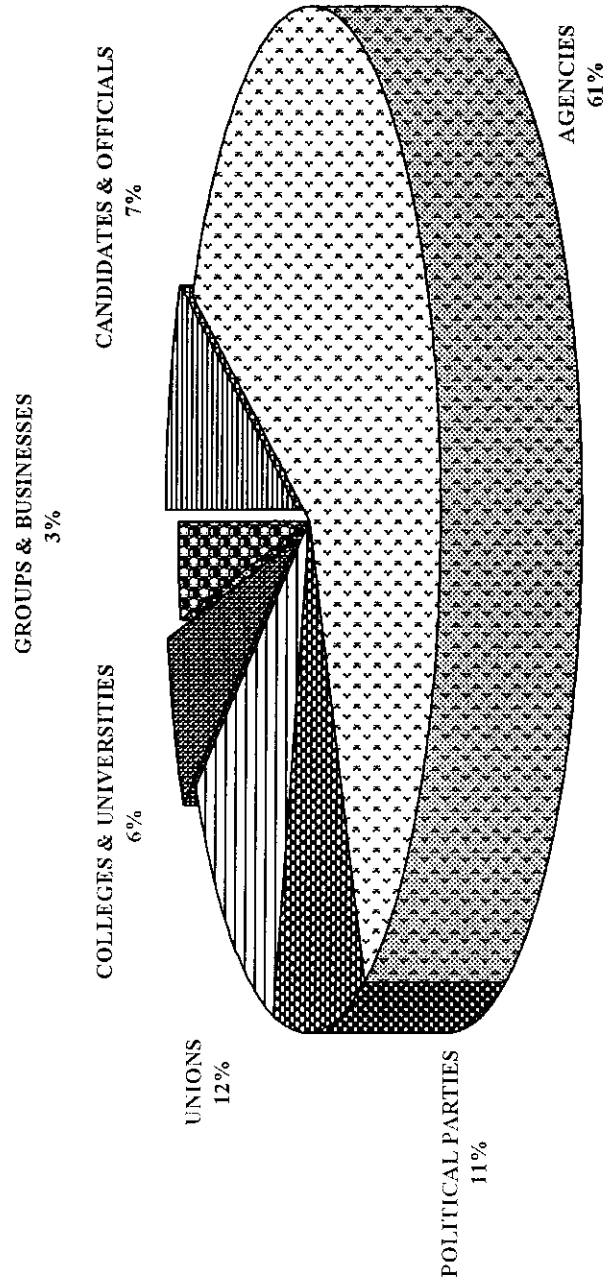
COUNTY	JAN-FEB	MAR-APRIL	MAY-JUNE	JUL-AUGUST	SEPT-OCT	NOV-DEC	TOTAL
ADAMS	865	984	901	942	969	822	5,483
ALLEGHENY	13,910	15,106	14,663	16,080	16,628	12,819	89,206
ARMSTRONG	858	1,007	909	968	1,027	939	5,708
BEAVER	1,631	2,093	1,622	1,779	1,862	1,482	10,469
BEDFORD	922	1,118	892	833	918	738	5,421
BERKS	4,938	6,040	4,720	5,186	5,576	4,976	31,436
BLAIR	1,378	1,606	1,339	1,556	1,623	1,191	8,693
BRADFORD	728	788	727	820	775	647	4,485
BUCKS	5,657	6,794	5,957	6,787	7,123	5,618	37,936
BUTLER	2,003	2,436	2,039	2,128	2,627	1,936	13,169
CAMBRIA	1,584	1,958	1,587	1,680	1,857	1,449	10,115
CAMERON	98	99	73	55	92	58	475
CARBON	642	877	723	680	813	671	4,406
CENTRE	1,800	2,040	1,702	1,924	1,728	1,452	10,646
CHESTER	4,366	4,917	4,305	5,024	5,168	4,235	28,015
CLARION	745	2,890	688	672	744	620	6,359
CLEARFIELD	787	1,005	775	747	885	929	5,128
CLINTON	857	968	736	637	1,280	796	5,274
COLUMBIA	1,296	1,891	1,269	1,161	1,303	1,004	7,924
CRAWFORD	1,043	1,331	1,158	1,241	2,258	1,140	8,171
CUMBERLAND	2,845	2,929	3,176	3,534	3,596	2,748	18,828
DAUPHIN	3,678	4,325	3,897	4,558	4,378	3,447	24,283
DELAWARE	5,807	6,072	5,595	6,321	6,504	5,177	35,476
ELK	376	450	391	327	303	217	2,064
ERIE	3,311	3,651	3,514	3,947	4,326	3,208	21,957
FAYETTE	2,364	2,854	2,332	2,252	2,727	2,117	14,646
FOREST	65	202	81	69	134	89	640
FRANKLIN	1,199	1,433	1,283	1,384	1,431	1,106	7,836
FULTON	221	316	197	180	225	174	1,313
GREENE	841	914	785	914	1,307	883	5,644
HUNTINGDON	457	522	393	450	606	420	2,848
INDIANA	1,441	1,787	1,416	1,465	1,597	1,301	9,007
JEFFERSON	466	568	428	503	534	459	2,958
JUNIATA	256	283	257	258	299	207	1,560

COMMONWEALTH OF PENNSYLVANIA
2001 - SUMMARY
PENNDOT CHANGES OF ADDRESS FORWARDED TO COUNTY VOTER REGISTRATION OFFICES

COUNTY	JAN-FEB	MAR-APRIL	MAY-JUNE	JUL-AUGUST	SEPT-OCT	NOV-DEC	TOTAL
LACKAWANNA	1,989	2,399	2,085	2,233	2,400	1,886	12,992
LANCASTER	5,816	6,354	5,794	6,573	6,630	5,436	36,603
LAWRENCE	892	940	838	940	976	783	5,369
LEBANON	1,760	2,580	1,674	1,753	2,043	1,603	11,413
LEHIGH	3,802	4,232	3,704	4,317	4,495	3,652	24,202
LUZERNE	3,794	4,869	4,170	4,236	4,582	3,851	25,502
LYCOMING	2,115	2,677	2,087	2,141	2,301	1,767	13,088
MC KEAN	556	615	777	931	777	666	4,322
MERCER	1,234	1,287	1,194	1,256	1,325	1,068	7,364
MIFFLIN	627	690	539	593	616	457	3,522
MONROE	1,719	1,980	1,828	1,891	1,976	1,604	10,998
MONTGOMERY	8,474	9,578	8,215	9,623	10,189	8,135	54,214
MONTOUR	281	269	229	269	296	232	1,576
NORTHAMPTON	3,370	3,716	3,350	3,725	3,633	2,929	20,723
NORTHUMBERLAND	1,107	1,349	1,119	1,208	1,485	1,083	7,351
PERRY	675	746	631	899	1,646	1,023	5,620
PHILADELPHIA	16,217	17,653	15,929	17,075	18,090	14,542	99,506
PIKE	550	638	542	511	590	424	3,255
POTTER	301	432	343	294	343	231	1,944
SCHUYLKILL	2,218	2,148	2,129	2,116	2,469	1,928	13,008
SNYDER	455	474	474	581	490	475	2,949
SOMERSET	968	1,231	892	947	891	773	5,702
SULLIVAN	72	116	86	96	88	84	542
SUSQUEHANNA	385	467	391	505	513	377	2,638
TIOGA	526	601	546	630	609	465	3,377
UNION	415	479	407	405	474	393	2,573
VENANGO	682	865	683	1,308	8,690	1,880	14,108
WARREN	419	562	480	488	547	429	2,925
WASHINGTON	2,340	2,442	2,318	2,309	2,616	2,190	14,215
WAYNE	621	744	1,125	1,731	1,185	715	6,121
WESTMORELAND	4,194	4,123	4,167	4,441	4,898	3,858	25,681
WYOMING	475	574	493	420	537	388	2,887
YORK	4,730	5,994	4,990	7,985	6,946	4,964	35,609
PENNSYLVANIA	143,214	166,078	144,759	161,492	178,569	135,366	929,478

APPENDIX VII

COMMONWEALTH OF PENNSYLVANIA
2001 VOTER REGISTRATION MAIL APPLICATION (VRMA) DISTRIBUTION



In addition, The Department of State also distributed 1,161,375 VRMAs to County Voter Registration offices. The Department received 1,654 individual requests, most of which were through the Department of State's website.

