

**THE ADMINISTRATION
OF
VOTER REGISTRATION
IN
PENNSYLVANIA**

2002 REPORT TO THE GENERAL ASSEMBLY

PENNSYLVANIA DEPARTMENT OF STATE

JUNE 2003

**Edward G. Rendell
Governor**

**Pedro A. Cortés
Secretary of the Commonwealth**



COMMONWEALTH OF PENNSYLVANIA
DEPARTMENT OF STATE
302 North Office Building
Harrisburg, PA 17120

SECRETARY OF THE COMMONWEALTH

June, 2003

Telephone
(717) 787-6458

Members of the General Assembly:

As Secretary of the Commonwealth, I am pleased to report to you on the administration of voter registration in Pennsylvania for the calendar year 2002.

During 2002, our partnership with the 67 county elections and voter registration commissions and personnel involved in agency based voter registration programs resulted in the addition of 405,896 voters to the voter registration rolls.

We continued our work in administering the agency-based voter registration programs. We offered training and supplies to all of our agencies, which accounted for over 8,000 new voter registrations in Pennsylvania.

The past year also brought many changes to the laws which govern voter administration. In an effort to correct the problems encountered during the last presidential election, the United States Congress enacted the Help America Vote Act of 2002 (HAVA). Applicable to all federal elections, HAVA contains provisions that will have a major impact on election administration in Pennsylvania. These provisions, outlined in this report, include the requirement for states to implement a statewide voter registration database.

In response to HAVA, the Pennsylvania General Assembly in November 2002, enacted Act 150, which amends the Pennsylvania Election Code by including several provisions designed to comply with HAVA. Earlier in 2002, the General Assembly enacted Act 3 of 2002, which mandated the establishment of the Statewide Uniform Registry of Electors (SURE).

The Department of State is committed to fulfilling its responsibilities under HAVA and to promote voter registration, education, awareness and outreach activities across the Commonwealth.

We hope that you find this Annual Report informative and useful. If you have any questions regarding this report, my staff and I would be pleased to assist you.

Sincerely,

A handwritten signature in black ink that reads "Pedro A. Cortés".

Pedro A. Cortés
Secretary of the Commonwealth

Commonwealth of Pennsylvania
Department of State
The Administration of Voter Registration in Pennsylvania
2002 Report to the General Assembly

In 2002 the Department of State worked closely with the 67 county voter registration offices, Commonwealth agencies designated with voter registration responsibilities, the public and the affected state and local agencies to administer voter registration in Pennsylvania. This report represents a summary of our efforts and also provides relevant voter registration statistics.

Department of Transportation

Since 1995 the Pennsylvania Department of Transportation (PENNDOT) has been an integral part in the voter registration process. Citizens of the Commonwealth are provided with an opportunity to apply to register to vote while receiving or renewing their driver's license at a PENNDOT photo license center. In 2002 over 250,000 individuals chose to apply to register to vote in this convenient manner.

Applying to Register to Vote at a Photo License Center

- PENNDOT customers arrive at a photo license center with a driver's license application card that contains a printed two-dimensional bar code. The bar code is scanned, and the computer evaluates the age of the customer. PENNDOT's computer system determines which customers will be at least eighteen years old by the date of the next election and asks whether they wish to apply to register to vote.
- Customers are asked if they are already registered to vote. If not, they are given the opportunity to apply to register to vote.
- The computer screens provide the qualifications a citizen of Pennsylvania must meet in order to continue with the application.
- Customers who choose to apply for voter registration are asked to confirm their county of residence, indicate a party preference, and type their telephone number and race, both of which are optional.
- The applicant is advised of the penalty for furnishing false information and is asked to sign a declaration that the information is true and correct to the best of the applicant's knowledge.
- The applicant is provided with a receipt indicating pertinent information about their voter registration application. The receipt instructs the applicant to contact their county voter registration office if they do not receive a voter identification card within two weeks.

The PENNDOT computer system stores the completed voter registration applications and transmits the data to the contracted vendor, where the applications are electronically sorted by county and printed and mailed to the appropriate county voter registration office. In 2002 the Department of State forwarded 272,393 "motor voter" applications to county voter registration officials.

In addition to the "motor voter" applications, PENNDOT provides change of address information to the Department of State, which is also forwarded to the appropriate county voter registration office. In 2002 the Department of State forwarded 889,215 changes of address to county voter registration officials.

Agency Registration

The Department of State continued to work with the state-operated public assistance agencies and disability agencies to provide voter registration opportunities to their clients throughout 2002. The following agencies participated:

County Assistance Offices, Clerk of Orphans' Court and Marriage License Bureaus, Armed Forces Recruitment Centers, Women, Infants, & Children Nutrition Clinics, District Offices of the Office of Vocational Rehabilitation, District Offices of the Bureau of Blindness and Visual Services, State Mental Health Hospitals and State Mental Retardation Centers, the Area Agencies on Aging, Contractors for the Bureau of Blindness & Visual Services, Centers for Independent Living, County Mental Health and Mental Retardation Offices, Student Disability Services Offices of the State System of Higher Education, the Offices of Special Education and Complementary Para-transit Offices.

To assist these agencies, the Department of State continues to provide *A GUIDE TO AGENCY-BASED VOTER REGISTRATION*, a publication that details the responsibilities of mandated voter registration agencies. In addition to the guide, the Department of State furnishes each agency with voter registration mail application forms, posters encouraging voter registration and a brochure, *YOUR VOTE IS YOUR VOICE*, which describes the voter registration process, for distribution to their clients.

The Department of State also conducts training sessions and provides technical assistance to agencies when needed. These agencies provide approximately 1,500 additional sites where individuals are offered the opportunity to apply to register to vote.

Agency Recognition Program

In 2002 the Department of State continued its efforts to recognize those agencies that offer voter registration opportunities. The *Agency Recognition Program* was designed to acknowledge the services provided by Commonwealth voter registration agencies and their employees. The program requires each agency voter registration site to complete a self-assessment checklist and return it to the Department of State. If the checklist shows that the agency is providing all the required voter registration services, the Secretary of the

Commonwealth then presents the agency with a Voter Registration Certificate of Achievement.

Legal

Litigation

On May 15, 2002, Judge Doyle of the Commonwealth Court reissued the permanent injunction that the court had previously issued on December 26, 2000, regarding the felony conviction provision. Mixon v. Commonwealth, 384 M.D. 1999 (Pa. Cmwlth. 2002). The permanent injunction was reissued as a result of the passage of Act 3 of 2002, which restored the felony conviction provision originally contained in the Pennsylvania Voter Registration Act (PVRA). As required by the revised injunction, within ten business days the Department on May 16, 2002, informed all 67 county voter registration offices of the court's order. Under the order, any state or county agency that is required by law to make Voter Registration Mail Application (VRMA) forms available to the public, was permitted to use any old VRMA forms containing the felony conviction language, until their supply of these forms was exhausted. Furthermore, the order acknowledged that PENNDOT had already altered its voter registration screens at photo license centers. Therefore, the photo license centers were not required to maintain copies of the VRMA form.

Act 3 of 2002 restored the "Ten-Day" Rule originally contained in the PVRA. Act 3 provides that "no person shall be deemed a registered elector of the county until ten days after the voter identification card has been mailed." On April 5, 2002, the Commonwealth Court, in a reported opinion, ruled that the date that an individual could circulate nomination petitions for a candidate is the date of the postmark that the individual mailed his VRMA form to his county voter registration commission. In Re: Petition to Set Aside The Nomination Petition of Joseph J. O'Hara, 141 M.D. 2002 (Pa. Cmwlth. 2002).

Legislation

The Help America Vote Act of 2002 (HAVA)

On October 29, 2002, President George W. Bush signed into law H.R. 3295, known as the Help America Vote Act of 2002 (HAVA). HAVA includes provisions relating to voter registration that place additional responsibilities on State Governments. Fortunately, as a result of the passage of Acts 3 and 150 of 2002, Pennsylvania is poised to comply with HAVA and to obtain the federal funds authorized by it. The major provisions of HAVA include:

- The requirement that voting systems used in an election for Federal office must meet certain requirements, which include the ability to allow verification of the votes selected by a voter on the ballot before the ballot is cast, a manual audit capacity, accessibility for

individuals with disabilities, alternative language accessibility, pursuant to the requirements of the Voting Rights Act of 1965, and compliance with error rate standards.

- The requirement that states must provide a method of provisional voting in elections for Federal office.
- The requirement that voting information, including instructions on how to cast a provisional ballot, must be posted at each polling place on the day of each election for Federal office.
- The development of a Statewide Voter Registration List.
- Requirements for voters who register by mail.
- The requirement that each state submit a State Plan that outlines how the state will use payments from the Federal government to meet the requirements of HAVA and how the state will distribute and monitor the distribution of these payments to local governments or other entities in the state.
- The authorization of appropriations for the replacement of punch card and lever voting machines; educating voters concerning voting procedures, voting rights, and voting technology; training election officials, poll workers and election volunteers developing the State Plan; improving, acquiring, leasing, modifying, or replacing voting systems and technology and methods for casting and counting votes, improving the accessibility and quantity of polling places; and establishing toll-free telephone hotlines for reporting possible voting fraud and voting rights violations.

Act 3 of 2002

On January 31, 2002, former Governor Mark S. Schweiker signed into law S.B. 607, P.N. 1680. The major provisions of Act 3 included:

- Codifying provisions relating to compensation of clerks of election and machine operators.
- Codifying the Pennsylvania Voter Registration Act by providing for absentee ballots and for voter registration.
- Establishing a Statewide Uniform Registry of Electors to be known as the SURE system, to be developed as a single, uniform, integrated computer system to which all voter registration commissions would be connected electronically and would maintain their voter registration records in the system. The SURE system established by Act 3 was based on the report issued by the Secretary of the Commonwealth pursuant to Act 61 of 2001.

Act 150 of 2002

On December 9, 2002, former Governor Mark S. Schweiker signed into law S.B. 824, P.N. 2435. The major provisions of Act 150 of 2002 included:

New powers and duties of the Secretary of the Commonwealth:

- Allows the Secretary to receive from County Boards of Elections information on voting system errors and other election data pursuant to regulation.
- Directs the Secretary to develop a voluntary professional certification and poll worker training program for county election officials in consultation with the County Boards of Elections.
- Allows the Secretary to establish a system for the remedy of complaints in compliance with the Federal Help America Vote Act (HAVA).

Act 150 also made significant changes to the Pennsylvania Election Code, including the following:

Identification

Each elector who appears to vote in an election district for the first time must present to an election officer one of the following forms of photo identification:

- A valid driver's license or identification card issued by the Department of Transportation
- A valid identification card issued by the United States Government
- A valid United States passport
- A valid student identification card
- A valid employee identification card
- A valid Armed Forces of the United States identification card

If an elector does not have a photo identification, the elector must provide one of the following forms of identification containing the name and address of the elector:

- Nonphoto identification issued by the Commonwealth, or any agency thereof
- Nonphoto identification issued by the United States Government, or agency thereof
- A firearm permit
- A current utility bill
- A paycheck
- A government check

The identification provisions are effective December 9, 2003.

Provisional Ballots

An elector is required to vote using a provisional ballot, which includes an affidavit to be completed by such elector, under certain conditions:

If the elector is unable to produce identification (when required) or the elector's identification is challenged by the judge of elections or

If the individual who claims to be properly registered and eligible to vote at the election district but whose name does not appear on the general register and whose registration cannot be determined by the inspectors of election or the county election board:

The Department of State must establish a World Wide Web site and a toll-free telephone number to permit an individual who cast a provisional ballot to determine whether the vote of that individual was counted and, if the vote was not counted, the reason that it was not counted.

Provisional balloting must be available effective December 9, 2003.

Assistance In Voting

Amends the Election Code to prohibit judges of election from providing assistance to voters who require assistance in voting at the polling place. This amendment was effective on February 7, 2003.

Applications for Official Absentee Ballots

Amends the Election Code to allow a qualified absentee military or overseas elector to submit an application for an official absentee ballot by facsimile method if the original application is received prior to the election by the county election office. The absentee ballot of the qualified military or overseas elector would not be counted unless the elector's original application is received prior to the election day by the county election office. The facsimile method shall not be acceptable for the official absentee ballot. This amendment was effective on December 9, 2002.

Assistance in Voting by Certain Absentee Electors

Amends the Election Code to prohibit the employer or union representative of an absentee voter who requires assistance in filling out his or her absentee ballot from providing such assistance. This amendment was effective on February 7, 2003.

VOTER OUTREACH EFFORTS

Vote With a Vet...Register & Vote Program

The Department of State continues working to encourage citizens to participate in the electoral process, particularly today's youth. The Department created and promotes a unique voter registration program. The *Vote With a Vet...Register & Vote Program (Vote With a Vet)* gathers detailed biographies of Pennsylvania veterans. These biographies, along with a voter registration form, are sent to participating *Vote With a Vet* Pennsylvania schools. Since its inception, the Department of State, in cooperation with the Departments of Education and Military Affairs, sent over 14,000 voter registration forms and biographies to age-eligible students. *Vote With a Vet* is an attempt to reverse the trend of voter apathy, particularly among those 18 to 35 years of age.

Through *Vote With a Vet*, students not only learn an important history lesson from the veterans who served, they also learn about the connection between their right to vote and the sacrifices of Pennsylvania's veterans.

The Department encourages members of the General Assembly who are veterans to complete a "Veteran Biography Form." Anyone may complete a "Deceased/MIA Veteran Biography Form" on behalf of a veteran. Since its inception in 1999, over 18,750 voter registration applications have been distributed to age-eligible students across the Commonwealth through the *Vote With a Vet* program.

Student Mock Election

In 2002, with the assistance of the Department of Education, the Department of State conducted the 2002 *Pennsylvania Student Mock Election Program*. Over 1,000 schools involving more than 320,000 students participated in this popular program. Each participating school received a Teachers' Manual to assist educators in administering the Mock Election. Most schools chose to report their election results directly to the Department's Mock Election website.

Voter Registration Application on the Department's Website

In the Department's ongoing effort to provide easier and more widely available voter registration opportunities to the citizens of Pennsylvania, the Department of State now provides an approved Voter Registration Application on its website, (www.dos.state.pa.us) which is available for downloading. Now a citizen can download, print, complete, sign and send the form to the Voter Registration Office in the county where he or she resides. Since the Voter Registration Application has been available online, over 11,000 citizens have downloaded the form from the Department's website.

Citizens are also able to request a Voter Registration Mail Application through the Department's website. 4,274 individuals requested Voter Registration Applications from our website in 2002.

September: Voter Participation and Awareness Month

The Department of State again celebrated the voter registration and electoral process as September was proclaimed "2002 Voter Participation and Awareness Month." During the month of September, the Department of State sponsored "Vote With a Vet" programs at schools across the Commonwealth.

Pennsylvania Voter Hall of Fame

Administered by the Department of State, the Pennsylvania Voter Hall of Fame program was established to generate awareness and encourage Pennsylvanians to exercise their right to vote.

This program publicly honors Pennsylvanians who have voted in every November Election for 50 consecutive years or more. In turn, the men and women of the Voter Hall of Fame become ambassadors for voter participation, encouraging others to participate in the democratic process.

The Department also maintains a database of inductees, which can be found on its website at www.dos.state.pa.us.

Appendices

Statistics for the period covered by this report are contained in Appendix I through Appendix VII.

- Appendix I contains voter registration figures by county and political party as of December 31, 2002.
- Appendix II contains a comparison of voter registration totals from 2000 - 2002 as of the close of registration prior to each November Election. DEM: Democratic Party, REP: Republican Party, INC: Increase in party registration, DEC: Decrease in party registration.
- Appendix III contains data for the various voter registration methods. Total applications include new registrations, changes of address, changes of name or party regardless of whether the application was valid, rejected or a duplicate. Valid applications include only new registration applications, which were accepted by the County Voter Registration Commissions. This appendix includes column charts, one depicting various methods of application from 2000 - 2002, and the other comparing the number of total and valid applications.

Explanation to Abbreviations

WIC	Women, Infants & Children Nutrition Clinics
Disability Agencies	Blindness & Visual Services (BVS) District Offices BVS Contractors Centers for Independent Living State Mental Retardation Centers State Mental Health Hospitals Office of Vocational Rehabilitation District Offices
AAA	Area Agencies on Aging
County MH/MR Offices	County Mental Health and Mental Retardation Offices
SSHE	Student Disability Services Offices at Universities within the State System of Higher Education
Special Ed Program	Bureau of Special Education
Para-Transits	Para-transit providers
Rcrtmnt Centers	Armed Forces Recruitment Centers
PENNDOT COA Transfers	Transferred from other counties due to PENNDOT changes of address.

- Appendix IV contains data relative to list maintenance activities in the counties for the period covered by this report. In addition to confirmation mailings and the National Change of Address Program, list maintenance activities include the number of changes of address received from PENNDOT and processed, the number of address verification

notices mailed in accordance with Section 1901 (d)(2) of Act 3 of 2002, the number of five year notices mailed and the number of responses to these notices, the number of registration files marked inactive at the end of 2002, and the number of active and inactive voter registrations which were canceled. (The “motor voter” litigation settlement agreement permits the counties to send out five year notices in accordance with Section 1901 (b)(3) of Act 3 of 2002.) In some instances the five year notices were mailed in the prior calendar year and the responses to the notice received in 2002.

- Appendix V contains data for “motor voter” applications broken down by political party. This information is provided directly from VIISAGE Corporation, the contracted vendor who processes the applications for the Departments of State and Transportation. These statistics relate to the number of individuals who applied to register to vote at a photo license center. Because it is a centralized computer process, statistics can be provided by political party. Also, the total number of applications as provided by VIISAGE may differ from the counties’ total applications received from PENNDOT for a variety of reasons, including not having been received by the counties until the next reporting period.
- Appendix VI contains the number of changes of address received by PENNDOT, which were forwarded to the County Voter Registration Commissions. These numbers differ from the numbers the counties report (Appendix IV) because they include all changes reported to PENNDOT regardless of whether or not the individual was registered.
- Appendix VII depicts a pie chart listing the distribution of the voter registration mail application.

APPENDIX I

COMMONWEALTH OF PENNSYLVANIA
POLITICAL PARTY REGISTRATION - DECEMBER 31, 2002

NAME	REPUBLICAN	DEMOCRATIC	GREEN	OTHERS	TOTAL
ADAMS	28,417	16,421	76	6,283	51,197
ALLEGHENY	238,749	517,219	903	78,202	835,073
ARMSTRONG	19,006	19,819	20	3,852	42,497
BEAVER	33,812	71,147	32	10,003	114,994
BEDFORD	18,149	10,782	9	2,261	31,201
BERKS	95,801	91,902	285	28,318	216,286
BLAIR	41,839	25,424	81	7,888	75,030
BRADFORD	22,382	10,195	29	3,821	36,427
BUCKS	197,230	156,195	479	60,238	414,142
BUTLER	50,782	39,163	49	10,598	100,602
CAMBRIA	27,281	55,445	43	5,516	88,285
CAMERON	1,813	1,531	0	263	3,607
CARBON	13,418	16,325	23	3,412	33,178
CENTRE	35,170	28,044	249	11,939	75,402
CHESTER	159,252	84,056	319	47,084	290,711
CLARION	11,888	9,497	19	1,767	23,171
CLEARFIELD	21,445	21,145	21	3,976	46,587
CLINTON	9,274	8,689	30	1,764	19,757
COLUMBIA	16,661	16,940	48	4,575	38,224
CRAWFORD	28,708	21,269	64	4,517	54,558
CUMBERLAND	74,655	38,391	160	16,398	129,604
DAUPHIN	77,018	55,361	197	16,884	149,460
DELAWARE	216,983	112,759	283	36,529	366,534
ELK	7,426	10,513	24	1,838	19,801
ERIE	66,360	89,344	169	15,825	171,698
FAYETTE	19,461	60,807	21	5,228	85,517
FOREST	1,681	1,157	3	162	3,003
FRANKLIN	42,642	22,357	68	8,333	73,400
FULTON	4,556	3,229	1	563	8,349
GREENE	5,971	16,770	15	1,336	24,092
HUNTINGDON	16,048	9,273	41	2,697	28,059
INDIANA	21,618	22,117	72	5,273	49,080
JEFFERSON	14,139	10,793	9	2,077	27,018
JUNIATA	7,246	4,868	4	961	12,879
LACKAWANNA	44,302	92,833	146	8,603	145,884
LANCASTER	168,104	70,269	495	37,142	276,010
LAWRENCE	19,702	30,665	17	3,937	54,321
LEBANON	39,414	18,774	65	7,548	65,801
LEHIGH	74,239	77,690	207	24,286	176,422
LUZERNE	72,045	114,021	304	14,092	200,462
LYCOMING	35,204	23,539	91	6,417	65,251
MCKEAN	15,892	8,050	18	2,634	26,594
MERCER	30,834	36,292	53	7,351	74,530
MIFFLIN	13,864	9,033	14	2,043	24,954
MONROE	35,177	34,228	77	15,082	84,564
MONTGOMERY	256,059	183,681	483	67,701	507,924
MONTOUR	5,344	4,031	13	1,197	10,585
NORTHAMPTON	60,171	74,490	239	22,603	157,503
NORTHUMBERLAND	23,962	23,607	21	3,907	51,497
PERRY	15,705	6,597	14	2,550	24,866
PHILADELPHIA	159,992	684,663	785	59,599	905,039
PIKE	16,576	11,023	41	5,895	33,535
POTTER	7,257	3,633	10	896	11,796
SCHUYLKILL	45,587	33,956	44	7,014	86,601
SNYDER	12,666	4,463	12	1,644	18,785
SOMERSET	24,458	21,967	19	3,206	49,650
SULLIVAN	2,462	1,603	5	318	4,388
SUSQUEHANNA	15,072	8,083	36	2,360	25,551
TIOGA	16,550	7,268	23	2,164	26,005
UNION	11,570	5,298	52	2,429	19,349
VENANGO	17,592	12,469	13	3,137	33,211
WARREN	14,586	10,637	35	3,134	28,392
WASHINGTON	43,359	86,325	69	12,177	141,930
WAYNE	18,069	7,620	63	3,256	27,008
WESTMORELAND	78,705	137,836	112	21,337	237,990
WYOMING	11,034	5,839	10	1,765	18,648
YORK	122,685	81,006	341	32,086	236,118
PENNSYLVANIA	3,173,129	3,610,236	7,733	799,489	7,590,587

APPENDIX II

**COMMONWEALTH OF PENNSYLVANIA
COMPARISON OF VOTER REGISTRATION TOTALS
NOVEMBER 2000 - NOVEMBER 2002**

COUNTY	DEMOCRATIC					REPUBLICAN					
	DEM00	DEM01	INCDEC	DEM02	2YR INC	REP00	REP01	INCDEC	REP02	2YR INC	
ADAMS	15,925	16,166	2%	15,925	16,449	1%	26,774	27,613	3%	28,340	3%
ALLEGHENY	568,560	574,368	1%	568,560	573,996	1%	260,781	264,708	2%	266,688	1%
ARMSTRONG	20,800	20,490	-1%	20,800	19,959	-1%	18,927	19,208	1%	19,208	1%
BEAVER	73,045	72,022	-1%	73,045	71,617	-1%	33,451	33,374	0%	33,374	1%
BEDFORD	10,500	12,261	17%	10,500	10,771	14%	16,855	20,171	19%	18,098	7%
BERKS	94,881	96,886	2%	94,881	95,153	2%	88,731	92,135	3%	91,732	2%
BLAIR	25,224	25,301	0%	25,224	25,424	0%	40,852	41,275	1%	41,802	1%
BRADFORD	10,375	10,521	1%	10,375	10,224	1%	22,345	22,753	2%	22,386	0%
BUCKS	145,625	151,375	4%	145,625	155,946	4%	192,498	195,984	2%	195,984	2%
BUTLER	42,516	41,347	-3%	42,516	41,714	-3%	51,557	51,088	-1%	51,088	3%
CAMBRIA	57,060	54,528	-4%	57,060	55,623	-5%	28,818	27,515	-5%	27,515	-5%
CAMERON	1,547	1,549	0%	1,547	1,542	0%	1,791	1,791	1%	1,809	2%
CARBON	16,826	16,917	1%	16,826	17,133	1%	13,765	13,949	1%	13,949	3%
CENTRE	33,215	33,344	0%	33,215	28,677	0%	40,000	40,190	0%	40,190	-1%
CHESTER	82,428	79,563	-3%	82,428	83,363	-4%	163,833	157,181	-4%	157,181	-3%
CLARION	9,412	9,487	1%	9,412	8,531	1%	11,431	11,734	3%	11,734	4%
CLEARFIELD	20,778	20,871	0%	20,778	21,106	0%	20,572	20,985	2%	20,985	4%
CLINTON	8,911	9,100	2%	8,911	9,282	2%	9,508	9,774	3%	9,774	6%
COLUMBIA	16,717	16,731	0%	16,717	16,947	0%	15,651	16,079	1%	16,079	5%
CRAWFORD	20,680	20,947	1%	20,680	21,266	1%	27,955	28,273	1%	28,273	3%
CUMBERLAND	38,060	37,057	-5%	38,060	38,402	-5%	76,801	73,362	-4%	73,362	-3%
DAUPHIN	59,138	52,804	-11%	59,138	55,280	-12%	83,185	75,344	-9%	75,344	-8%
DELAWARE	110,104	106,069	-4%	110,104	112,759	-4%	230,741	218,630	-5%	218,630	-6%
ELK	10,409	10,480	1%	10,409	10,488	1%	7,292	7,358	1%	7,358	1%
ERIE	89,994	91,565	2%	89,994	88,248	2%	67,154	68,016	1%	68,016	-1%
FAYETTE	60,089	60,852	1%	60,089	60,788	1%	18,375	18,911	3%	18,320	5%
FOREST	1,170	1,158	-1%	1,170	1,158	-1%	1,680	1,670	1%	1,685	0%
FRANKLIN	22,387	22,018	-2%	22,387	22,280	-2%	41,274	41,454	0%	42,374	3%
FULTON	3,286	3,232	-2%	3,286	3,239	-2%	4,279	4,356	2%	4,356	6%
GREENE	16,774	16,893	1%	16,774	16,781	1%	5,659	5,871	4%	5,871	5%
HUNTINGDON	8,941	9,094	2%	8,941	9,258	2%	15,148	15,625	3%	15,625	6%
INDIANA	21,676	21,802	1%	21,676	22,106	1%	20,647	21,060	2%	21,060	4%
JEFFERSON	10,628	10,786	1%	10,628	10,816	1%	13,444	13,892	3%	13,892	5%
JUNIATA	4,610	4,634	1%	4,610	4,689	1%	6,897	6,988	1%	6,988	4%

**COMMONWEALTH OF PENNSYLVANIA
COMPARISON OF VOTER REGISTRATION TOTALS
NOVEMBER 2000 - NOVEMBER 2002**

COUNTY	DEMOCRATIC					REPUBLICAN					
	DEM00	DEM01	INCDEC	DEM02	2VR INC	REP00	REP01	INCDEC	REP02	INCDEC	2VR INC
LACKAWANNA	92,065	93,655	2%	92,065	83,127	2%	45,246	45,060	0%	44,365	-2%
LANCASTER	67,932	68,976	2%	67,932	68,888	2%	186,272	167,015	0%	167,324	0%
LAWRENCE	31,709	31,350	-1%	31,708	31,395	-1%	19,987	19,768	-1%	20,131	2%
LEBANON	20,073	19,328	-4%	20,073	18,674	-4%	40,764	39,885	-2%	39,142	-2%
LEHIGH	84,391	86,367	2%	84,391	87,533	2%	80,374	81,750	2%	82,534	1%
LUZERNE	111,902	113,296	1%	111,902	113,012	1%	69,603	71,061	2%	70,857	0%
LYCOMING	23,405	23,686	1%	23,405	23,537	1%	34,440	35,043	2%	35,122	0%
MCKEAN	8,088	8,023	-1%	8,089	8,042	-1%	15,704	15,697	1%	15,891	0%
MERCER	36,130	36,434	1%	36,130	36,283	1%	30,029	30,502	2%	30,738	1%
MIFFLIN	8,982	8,178	2%	8,982	9,095	2%	13,222	13,707	4%	13,829	1%
MONROE	31,716	32,535	3%	31,716	34,104	3%	33,548	33,865	1%	33,865	1%
MONTGOMERY	173,503	170,466	-2%	173,503	183,186	2%	272,615	259,553	-5%	256,214	-1%
MONTOUR	3,959	4,026	2%	3,959	4,068	2%	5,069	5,232	3%	5,345	2%
NORTHAMPTON	78,941	80,583	2%	78,941	81,782	2%	62,906	64,511	3%	66,064	2%
NORTHUMBERLAND	23,829	23,461	-2%	23,829	23,311	-2%	23,393	23,364	0%	23,723	2%
PERRY	6,709	6,728	0%	6,709	6,617	0%	15,480	15,707	1%	15,675	0%
PHILADELPHIA	760,315	752,189	-1%	760,315	762,935	-1%	188,007	180,924	-4%	188,061	-1%
PIKE	9,943	10,513	6%	9,943	10,884	5%	15,184	15,944	5%	16,374	3%
POTTER	3,644	3,684	1%	3,644	3,664	1%	7,036	7,149	2%	7,292	2%
SCHUYLKILL	34,655	34,976	1%	34,655	34,939	1%	46,083	46,597	1%	46,598	0%
SNYDER	4,456	4,544	2%	4,456	4,609	2%	12,674	12,924	2%	12,982	1%
SOMERSET	21,770	22,037	1%	21,770	21,943	1%	23,998	24,594	2%	24,434	-1%
SULLIVAN	1,712	1,665	-3%	1,712	1,615	-3%	2,570	2,529	-2%	2,470	-2%
SUSQUEHANNA	8,273	8,419	2%	8,273	8,137	2%	15,061	15,394	2%	15,175	-1%
TIOGA	7,178	7,333	2%	7,178	7,275	2%	16,294	16,677	2%	16,580	-1%
UNION	5,123	5,123	0%	5,123	5,243	0%	11,380	11,388	0%	11,510	1%
VENANGO	12,726	12,402	-3%	12,726	12,490	-3%	17,766	17,381	-2%	17,578	1%
WARREN	10,464	10,575	1%	10,464	10,802	1%	14,222	14,438	2%	14,553	1%
WASHINGTON	85,898	86,045	0%	85,898	86,312	0%	40,848	41,925	2%	43,094	3%
WAYNE	7,750	7,759	0%	7,750	7,954	0%	16,700	16,523	-1%	16,665	1%
WESTMORELAND	141,652	139,029	-2%	141,652	138,857	-2%	77,227	76,911	0%	78,851	3%
WYOMING	5,686	5,764	1%	5,686	5,836	1%	10,963	11,065	1%	11,058	0%
YORK	78,664	81,476	4%	78,664	78,362	3%	116,169	120,521	4%	117,619	-2%
PENNSYLVANIA	3,736,304	3,733,739	0%	3,736,304	3,768,316	0%	3,250,764	3,233,171	-1%	3,235,172	0%

APPENDIX III

COMMONWEALTH OF PENNSYLVANIA
TOTAL VOTER REGISTRATION APPLICATIONS
2002

COUNTY	IN PERSON	PENN DOT	MAIL	VR DRIVES	AGENCY A	AGENCY B	AGENCY C	AGENCY D	AGENCY 1	AGENCY 2	AGENCY 3	AGENCY 4	AGENCY A-1	AGENCY TOTAL	RCRIMNT CENTERS	PENNDOT COA TRANSFERS	TOTAL
ADAMS	114	2,589	524	101	0	0	8	5	1	0	0	0	43	58	0	595	3,981
ALLEGHENY	6,988	27,634	22,091	468	41	84	665	798	27	0	0	0	1	1,816	12	6,297	65,206
ARMSTRONG	196	1,359	644	0	7	2	2	0	2	0	0	0	0	13	25	584	2,821
BEAVER	212	7,626	2,125	351	5	2	50	63	0	0	0	0	2	112	1	2,243	12,860
BEDFORD	594	1,117	636	26	0	0	0	0	0	0	0	0	0	1	0	255	2,829
BERKS	504	11,317	5,789	1,399	5	7	46	84	10	55	0	5	13	225	28	3,069	22,331
BLAIR	451	2,588	980	363	52	15	86	0	8	21	0	0	0	192	3	590	5,167
BRADFORD	166	1,019	373	19	1	1	21	0	0	6	0	0	0	29	0	233	1,639
BUCKS	1,771	23,351	6,193	305	20	3	38	254	1	0	0	0	11	327	18	5,953	37,916
BUTLER	257	4,195	1,854	0	18	1	36	40	8	0	0	0	0	103	5	2,075	9,489
CAMBRIA	1,453	2,541	1,109	0	39	7	44	2	0	1	0	0	3	96	16	699	5,914
CAMERON	56	87	26	0	0	0	3	1	0	0	0	0	0	4	0	35	208
CARBON	234	1,298	751	96	0	2	8	0	1	0	0	0	0	11	4	738	3,133
CENTRE	120	3,019	1,842	503	1	4	8	20	3	0	0	1	0	37	0	1,302	6,823
CHESTER	525	11,619	10,110	1,370	14	3	3	21	2	0	0	0	0	43	11	4,813	28,491
CLARION	375	1,061	530	16	4	1	14	18	0	0	0	0	0	37	0	192	2,211
CLEARFIELD	174	2,857	1,209	1,800	0	0	1	0	4	0	0	0	1	6	0	471	6,517
CLINTON	517	2,301	367	0	17	13	16	2	1	1	1	0	1	51	0	379	3,615
COLUMBIA	88	977	477	584	2	1	25	5	5	13	0	0	5	52	3	446	2,807
CRAWFORD	398	1,902	516	230	11	0	26	5	7	13	0	0	1	63	0	189	3,239
CUMBERLAND	358	5,543	2,710	2,182	46	11	28	67	3	0	5	3	0	163	22	3,117	14,095
DAUPHIN	1,157	16,456	4,697	1,301	99	9	81	151	5	0	0	0	0	345	0	3,275	27,231
DELAWARE	379	10,944	13,533	5,572	139	9	0	9	0	0	0	0	0	157	8	5,463	36,057
ELK	44	527	352	1	0	0	14	4	1	5	0	0	0	25	7	138	1,095
ERIE	1,244	6,820	3,091	0	134	13	20	0	0	151	0	38	0	357	0	867	12,379
FAYETTE	89	2,998	2,089	276	4	0	7	0	0	0	0	0	0	11	4	630	5,497
FOREST	41	81	61	0	0	0	0	0	0	0	0	0	0	0	0	89	272
FRANKLIN	420	3,007	814	0	17	7	6	35	2	11	1	2	0	81	0	713	5,035
FULTON	62	275	117	2	1	0	11	0	0	1	0	0	0	16	0	99	571
GREENE	193	750	260	0	3	1	0	3	0	0	0	0	0	7	0	200	1,410
HUNTINGDON	841	2,608	313	85	5	2	6	1	4	0	0	0	4	22	0	1,190	5,059
INDIANA	345	1,481	705	1,143	5	6	20	6	0	0	0	0	0	46	12	582	4,314
JEFFERSON	135	747	328	203	0	0	83	6	7	0	0	0	0	96	0	316	1,825
JUNIATA	264	434	529	0	1	0	5	0	0	0	0	0	0	7	0	188	1,422

COMMONWEALTH OF PENNSYLVANIA
TOTAL VOTER REGISTRATION APPLICATIONS
2002

COUNTY	IN PERSON	PENN DOT	MAIL	VR DRIVES	AGENCY A	AGENCY B	AGENCY C	AGENCY D	AGENCY 1	AGENCY 2	AGENCY 3	AGENCY 4	AGENCY A-1	AGENCY TOTAL	RCRIMT CENTERS	PENNDOT COA TRANSFERS	TOTAL
LACKAWANNA	2,091	4,118	4,449	153	6	1	113	73	0	0	0	0	0	193	0	1,054	12,058
LANCASTER	733	8,047	4,763	1,444	130	29	55	105	0	0	0	0	5	324	49	3,235	18,595
LAWRENCE	137	2,394	1,810	0	0	0	21	4	0	0	0	0	0	25	0	297	3,863
LEBANON	400	2,459	1,133	377	9	2	21	20	0	0	0	0	8	60	0	1,310	5,739
LEHIGH	779	9,437	5,365	226	9	4	77	0	8	37	0	0	4	139	7	2,893	18,935
LUZERNE	487	6,157	3,218	1,314	26	5	6	895	0	0	0	0	0	932	0	1,553	13,671
LYCOMING	356	2,254	1,256	352	26	15	122	31	1	1	1	0	0	200	7	716	5,121
MCKEAN	382	1,313	903	16	8	3	5	5	3	7	0	0	0	31	0	192	2,837
MERCER	700	4,161	1,888	14	17	2	132	5	0	0	0	0	1	157	1	646	7,557
MIFFLIN	304	1,010	552	571	0	0	6	0	0	0	0	0	0	6	0	217	2,850
MONROE	433	4,344	1,305	538	12	3	130	0	0	0	0	0	0	145	5	872	7,942
MONTGOMERY	477	25,965	16,208	34,307	14	5	717	109	0	21	1	1	0	867	0	10,656	88,461
MONTGOMERY	310	431	90	0	0	2	3	0	0	4	0	0	0	9	0	288	1,128
NORTHAMPTON	544	7,873	3,206	353	8	9	162	13	3	1	0	0	0	196	0	2,557	14,829
NORTHUMBERLAND	72	1,465	668	150	0	0	7	0	7	1	0	0	1	16	0	738	3,110
PERRY	114	955	386	252	13	0	27	1	0	0	0	0	0	41	0	588	2,946
PHILADELPHIA	1,400	28,799	25,009	42,546	197	207	1,864	52	93	0	0	7	208	2,728	0	6,210	106,892
PIKE	118	2,138	382	108	6	2	5	0	1	0	0	15	0	41	0	225	3,060
POTTER	223	597	225	142	0	0	9	0	0	4	0	0	0	13	0	173	1,373
SCHUYLKILL	99	7,755	3,189	641	2	1	45	7	2	0	0	0	3	60	16	844	12,605
SNYDER	16	581	238	84	0	0	13	1	3	0	0	0	0	18	0	335	1,272
SOMERSET	287	1,043	1,282	196	5	3	32	31	0	1	0	0	0	72	0	407	3,287
SULLIVAN	32	130	50	0	0	0	0	0	0	0	0	0	0	0	0	89	301
SUSQUEHANNA	167	812	428	2	9	6	18	0	0	0	0	0	0	35	9	292	1,745
TIOGA	96	1,859	1,854	430	5	1	4	2	0	4	0	0	0	16	8	323	4,586
UNION	131	2,801	299	0	0	0	84	0	0	3	0	0	0	87	0	364	3,652
VENANGO	169	1,165	374	107	15	2	32	133	7	12	0	0	0	201	0	411	2,447
WARREN	150	916	236	0	0	1	112	0	2	0	0	0	0	115	0	189	1,606
WASHINGTON	947	4,812	2,619	229	18	5	37	49	7	3	0	0	0	119	48	1,812	10,586
WAYNE	94	1,255	328	125	14	0	31	1	1	0	0	0	0	47	1	456	2,307
WESTMORELAND	341	9,388	10,376	1,698	20	5	49	9	0	18	0	0	0	101	22	3,394	25,311
WYOMING	145	542	255	0	0	0	0	0	0	0	0	0	0	0	0	334	1,276
YORK	1,595	10,171	4,113	482	54	12	137	168	3	0	2	5	4	385	0	2,560	19,325
PENNSYLVANIA	35,045	319,679	185,602	105,243	1,316	532	5,769	3,303	237	398	11	151	259	11,976	353	94,367	752,265


**COMMONWEALTH OF PENNSYLVANIA
VALID VOTER REGISTRATION APPLICATIONS
2002**

COUNTY	IN PERSON	PENN DOT	MAIL	VR DRIVES	AGENCY A	AGENCY B	AGENCY C	AGENCY D	AGENCY 1	AGENCY 2	AGENCY 3	AGENCY 4	AGENCY A-1	AGENCY TOTAL	RCRIMT CENTERS	PENNDOT COA TRANSFERS	TOTAL
ADAMS	114	1,730	524	101	0	0	9	6	0	0	0	43	0	58	0	3,866	6,393
ALLEGHENY	3,866	13,631	8,011	212	28	50	438	788	18	0	0	0	1	1,333	10	110	27,173
ARMSTRONG	110	857	439	0	4	2	1	0	1	0	0	0	0	8	21	108	1,544
BEAVER	109	2,229	991	168	5	2	33	27	0	0	0	0	2	89	1	165	3,732
BEDFORD	165	712	343	36	0	0	0	0	0	0	0	0	0	0	0	238	1,484
BERKS	238	4,943	2,566	928	4	4	28	25	5	0	0	3	9	78	14	128	8,815
BLAIR	128	1,417	520	252	28	13	49	0	2	11	0	0	0	104	2	93	2,516
BRADFORD	93	846	199	41	1	1	15	0	0	3	0	0	0	20	0	1,530	2,528
BUCKS	1,530	8,824	5,342	267	18	1	34	233	1	0	0	10	0	287	16	115	16,491
BUTLER	115	2,589	1,394	0	6	0	18	5	3	0	0	0	0	32	3	110	4,243
CAMBRIA	110	1,632	678	0	28	5	38	2	0	1	0	0	1	75	13	33	2,541
CAMERON	33	47	15	0	0	0	3	1	0	0	0	0	0	4	0	102	201
CARBON	102	797	301	95	0	1	6	0	1	0	0	0	0	8	4	47	1,354
CENTRE	47	1,843	1,105	454	1	2	6	10	1	0	0	0	0	20	0	175	3,644
CHESTER	175	7,421	4,564	647	12	3	2	13	1	0	0	0	0	31	9	134	13,081
CLARION	134	402	226	5	2	1	11	15	0	0	0	0	0	30	0	98	895
CLEARFIELD	98	831	541	111	0	0	1	0	3	0	0	1	0	5	0	50	1,646
CLINTON	60	406	176	0	9	8	12	2	1	1	0	0	1	35	0	88	765
COLUMBIA	88	727	454	500	2	1	23	4	1	13	0	5	0	49	3	339	2,160
CRAWFORD	339	1,537	462	203	10	0	22	2	7	8	0	0	1	50	0	141	2,732
CUMBERLAND	141	3,303	1,651	149	41	8	13	31	2	0	5	3	0	103	15	440	5,802
DAUPHIN	440	4,515	2,105	223	53	3	50	58	2	0	0	2	0	188	0	187	7,638
DELAWARE	187	6,210	7,568	655	130	9	9	9	0	0	0	0	0	148	9	21	14,998
ELK	21	336	125	0	0	1	13	3	1	5	0	0	0	23	4	481	984
ERIE	481	3,153	1,442	0	76	0	19	0	0	17	3	1	0	119	0	35	5,230
FAYETTE	35	1,355	587	225	4	0	5	0	0	0	0	0	0	9	2	27	2,240
FOREST	27	60	44	0	0	0	0	0	0	0	0	0	0	0	0	209	340
FRANKLIN	209	2,175	544	0	15	6	6	10	0	0	3	1	0	41	0	55	3,024
FULTON	55	208	53	2	0	0	10	0	0	1	0	0	2	13	0	66	397
GREENE	66	431	135	0	3	1	0	3	0	0	0	0	0	7	0	93	732
HUNTINGDON	93	347	209	80	3	2	6	0	1	0	0	4	0	16	0	147	892
INDIANA	147	881	420	553	7	1	21	4	0	0	0	0	0	41	4	79	2,125
JEFFERSON	79	425	240	182	0	0	62	4	6	0	0	0	0	72	0	117	1,115
JUNIATA	117	201	177	0	1	0	2	0	0	0	0	0	0	3	0	444	942

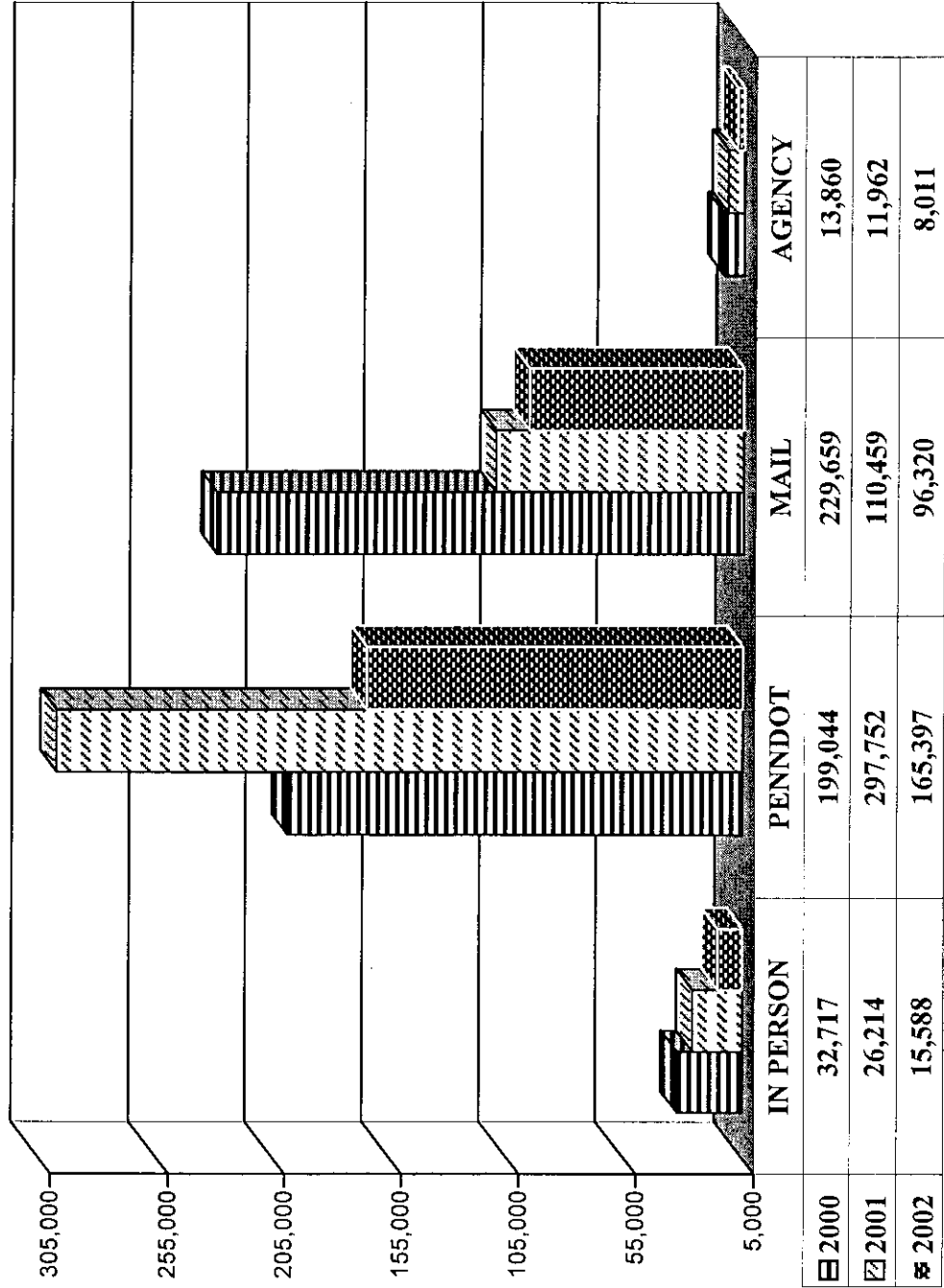
**COMMONWEALTH OF PENNSYLVANIA
VALID VOTER REGISTRATION APPLICATIONS
2002**

COUNTY	IN PERSON	PENN DOT	MAIL	VR DRIVES	AGENCY A	AGENCY B	AGENCY C	AGENCY D	AGENCY 1	AGENCY 2	AGENCY 3	AGENCY 4	AGENCY A-1	AGENCY TOTAL	RCRTMNT CENTERS	PENNDOT COA TRANSFERS	TOTAL
LACKAWANNA	444	2,773	1,206	149	4	1	88	25	0	0	0	0	0	118	0	263	4,953
LANCASTER	263	5,312	2,631	648	97	21	34	71	0	0	0	0	2	225	21	76	9,376
LAWRENCE	76	1,287	512	0	0	0	20	2	0	0	0	0	0	22	0	189	2,106
LEBANON	189	1,702	775	276	7	2	17	9	0	0	0	0	7	42	0	142	3,136
LEHIGH	142	5,114	2,242	117	7	4	52	0	2	19	0	0	1	85	7	230	7,937
LUZERNE	230	3,573	1,711	339	15	3	8	318	0	0	0	0	0	345	0	155	6,353
LYCOMING	155	1,336	516	148	18	10	87	24	1	1	1	1	0	144	5	98	2,402
MCKEAN	98	582	245	9	6	3	3	3	1	4	0	0	0	20	0	302	1,266
MERCER	302	1,388	576	9	11	1	71	3	0	58	0	0	1	145	1	85	2,516
MIFFLIN	85	432	240	10	0	0	5	0	0	0	0	0	0	5	0	228	1,008
MONROE	228	3,175	844	382	7	2	90	0	0	0	0	0	0	99	4	208	4,940
MONTGOMERY	208	10,071	7,067	1,227	5	2	401	68	0	13	1	1	0	481	0	109	19,113
MONTOUR	109	230	74	0	0	2	2	0	0	4	0	0	0	8	0	297	718
NORTHAMPTON	297	5,000	1,753	285	6	3	123	10	2	1	0	0	0	145	0	37	7,527
NORTHUMBERLAND	37	866	443	91	0	0	3	0	5	1	0	0	1	10	0	59	1,506
PERRY	59	531	228	155	10	0	17	1	0	0	0	0	0	28	0	1,307	2,308
PHILADELPHIA	1,307	22,961	21,135	36,708	185	181	1,568	43	93	0	0	0	208	2,258	0	60	84,429
PIKE	60	1,726	269	108	6	2	5	0	0	0	0	0	6	28	0	58	2,240
POTTER	58	286	95	105	0	0	7	0	0	1	0	0	0	8	0	42	594
SCHUYLKILL	42	1,148	1,008	399	1	1	37	5	1	1	0	0	2	48	5	16	2,667
SNYDER	16	371	167	77	0	0	11	1	1	1	0	0	0	14	0	70	715
SOMERSET	70	587	681	151	5	5	18	9	0	1	0	0	0	38	0	22	1,549
SULLIVAN	22	68	40	0	0	0	0	0	0	0	0	0	0	0	0	166	297
SUSQUEHANNA	166	705	419	2	9	8	18	0	0	0	0	0	0	35	5	54	1,386
TIOGA	54	466	181	39	3	1	2	0	0	4	0	0	0	10	0	73	833
UNION	73	400	189	0	0	0	32	0	0	0	0	0	0	32	0	129	823
VENANGO	129	699	221	24	6	2	25	51	3	5	0	0	0	94	0	146	1,313
WARREN	146	709	216	0	0	1	84	0	2	0	0	0	0	97	0	130	1,288
WASHINGTON	130	2,641	1,336	130	13	3	24	17	5	2	0	0	0	64	40	100	4,441
WAYNE	100	899	234	82	7	0	16	0	1	0	0	0	0	24	0	53	1,392
WESTMORELAND	53	4,384	2,619	2	2	1	5	8	0	4	0	0	1	21	9	97	7,185
WYOMING	97	330	202	0	0	0	0	0	0	0	0	0	0	0	0	381	1,010
YORK	381	6,698	2,024	373	37	9	102	89	1	0	2	4	4	248	0	15,588	25,312
PENNSYLVANIA	15,588	165,397	96,320	48,444	945	394	3,941	2,024	175	180	15	93	244	8,011	227	31,082	365,049

TOTAL AND VALID VOTER REGISTRATION APPLICATIONS 2002



VALID VOTER REGISTRATION APPLICATIONS 2000 - 2002



APPENDIX IV

**COMMONWEALTH OF PENNSYLVANIA
VOTER REGISTRATION
LIST MAINTENANCE ACTIVITY
MANDATED VOTER REMOVAL PROGRAMS
2002**

COUNTY	MASS CONFIRMATION MAILING				NATIONAL CHANGE OF ADDRESS PROGRAM					
	NOTICES MAILED	RETURNED BY INDIVIDUAL	RETURNED BY POST OFFICE	MARKED INACTIVE	CANCELLED	NOTICES MAILED	RETURNED BY INDIVIDUAL	RETURNED BY POST OFFICE	MARKED INACTIVE	CANCELLED
ADAMS	0	0	0	0	0	1,705	822	118	873	167
ALLEGHENY	0	0	0	0	0	32,358	0	0	0	0
ARMSTRONG	0	0	0	0	0	1,012	165	478	231	124
BEAVER	0	0	0	0	0	3,356	1,016	780	3,287	347
BEDFORD	0	0	0	0	0	0	0	0	0	0
BERKS	0	0	0	0	0	1,970	3,487	3,487	539	5,314
BLAIR	0	0	0	0	0	867	149	350	22	47
BRADFORD	0	0	0	0	0	1,200	475	184	599	132
BUCKS	0	0	0	0	0	8,185	1,555	211	1,038	342
BUTLER	0	0	0	0	0	3,082	681	118	2,018	363
CAMBRIA	83,652	0	0	0	0	0	0	0	0	0
CAMERON	0	0	0	0	0	0	0	0	0	0
CARBON	0	0	0	0	14	721	171	252	490	268
CENTRE	0	0	0	0	0	5,485	1,518	735	266	181
CHESTER	262,405	1,481	20,715	18,321	675	0	0	0	0	0
CLARION	0	0	0	0	884	2,682	548	643	747	183
CLEARFIELD	46,472	0	0	0	0	0	0	0	0	0
CLINTON	0	0	0	0	0	0	0	0	0	0
COLUMBIA	0	0	0	0	0	1,056	383	76	6	103
CRAWFORD	0	0	0	0	0	0	0	0	0	0
CUMBERLAND	0	0	0	0	0	4,652	1,232	664	2,338	457
DAUPHIN	0	0	0	0	0	0	0	0	0	0
DELAWARE	707,680	13,611	9,622	9,622	2,347	0	0	0	0	0
ELK	19,746	1,827	222	16	0	0	0	0	0	0
ERIE	0	0	0	0	6,780	345	1,528	214	1,168	18
FAYETTE	0	0	0	0	0	1,635	544	181	0	19
FOREST	2,690	55	44	32	75	0	0	0	0	0
FRANKLIN	0	0	0	0	0	2,857	1,088	435	0	208
FULTON	0	0	0	0	0	0	0	0	0	0
GREENE	0	0	0	0	0	402	57	108	36	37
HUNTINGDON	0	0	0	0	0	880	206	372	44	0
INDIANA	0	0	0	0	0	0	0	0	0	0
JEFFERSON	0	0	0	0	0	715	312	85	321	20
JUNIATA	11,202	214	136	47	54	0	0	0	0	0

**COMMONWEALTH OF PENNSYLVANIA
VOTER REGISTRATION
LIST MAINTENANCE ACTIVITY
MANDATED VOTER REMOVAL PROGRAMS
2002**

COUNTY	MASS CONFIRMATION MAILING				NATIONAL CHANGE OF ADDRESS PROGRAM					
	NOTICES MAILED	RETURNED BY INDIVIDUAL	RETURNED BY POST OFFICE	MARKED INACTIVE	CANCELLED	NOTICES MAILED	RETURNED BY INDIVIDUAL	RETURNED BY POST OFFICE	MARKED INACTIVE	CANCELLED
LACKAWANNA	0	0	0	0	0	17,413	1,711	2,000	1,918	0
LANCASTER	0	0	0	0	0	21,665	390	0	0	0
LAWRENCE	0	0	0	0	0	2,518	0	0	0	0
LEBANON	0	0	0	0	0	1,536	143	71	607	54
LEHIGH	0	0	0	0	0	5,373	364	4,697	4,762	284
LUZERNE	0	0	0	0	0	0	0	0	0	0
LYCOMING	0	0	0	0	0	2,501	710	478	90	174
MCKEAN	0	0	0	0	0	0	0	0	0	0
MERCER	0	0	0	0	0	3,304	1,166	523	61	162
MIFFLIN	0	0	0	0	0	1,595	0	0	1,509	0
MONROE	0	0	0	0	0	2,431	0	0	0	0
MONTGOMERY	0	0	0	0	0	15,517	8,449	1,967	3,780	5,924
MONTOUR	0	0	0	0	0	0	0	0	0	0
NORTHAMPTON	73	13	54	14	17,364	12,643	4,143	7,872	507	201
NORTHUMBERLAND	1,479	566	73	73	37	0	0	0	0	0
PERRY	0	0	0	0	0	0	0	0	0	0
PHILADELPHIA	0	0	0	0	0	40,300	10,222	11,200	28,488	0
PIKE	51	324	1,600	824	364	3,921	90	0	0	46
POTTER	0	0	0	0	0	0	0	0	0	0
SCHUYLKILL	0	0	0	0	0	0	0	0	0	0
SNYDER	0	0	0	0	0	464	111	142	3	54
SOMERSET	0	0	0	0	0	0	0	0	0	0
SULLIVAN	18	4	0	16	0	18	8	2	0	9
SUSQUEHANNA	0	0	0	0	0	626	227	21	21	89
TIOGA	0	0	0	0	0	3,443	265	1,736	681	191
UNION	2,101	1,092	1,351	285	40	2,261	30	80	83	1
VENANGO	0	0	0	0	0	0	0	0	0	0
WARREN	0	0	0	0	0	0	0	0	585	0
WASHINGTON	0	0	0	0	0	0	0	0	0	0
WAYNE	0	0	0	18	18	647	263	170	41	118
WESTMORELAND	0	0	0	0	0	5,662	1,536	2,731	10	1,663
WYOMING	0	0	0	88	88	903	7	22	44	122
YORK	0	0	0	0	0	6,963	4,236	844	373	14
PENNSYLVANIA	1,137,567	19,187	33,817	29,230	34,936	227,958	49,832	44,127	57,686	17,606

**COMMONWEALTH OF PENNSYLVANIA
VOTER REGISTRATION LIST MAINTENANCE ACTIVITY
FIVE YEAR NOTICE AND PENNDOT CHANGES OF ADDRESS
2002**

COUNTY	NUMBER OF NOTICES MAILED				RECIPIENTS WHO RESPONDED				RE-REGISTERED		CANCELED		PENNDOT CHANGES OF ADDRESS				TOTAL FILES MARKED INACTIVE
	NOTICES MAILED	RECIPIENTS WHO VOTED	RECIPIENTS WHO RESPONDED	RECIPIENTS WHO RE-REGISTERED	WITHIN COUNTY	RE-REGISTERED	BUT RE-REGISTERED	WITHIN COUNTY	OUTSIDE COUNTY	TOTAL	MAILED	NOTICES	RESPONSES	TOTAL			
ADAMS	3,069	50	488	705	0	0	1,184	796	1,980	0	0	0	1,980	4,518			
ALLEGHENY	47,705	544	954	2,434	0	0	29,191	6,315	35,506	19,838	2,556	0	19,838	179,086			
ARMSTRONG	11,834	0	0	0	0	0	1,347	565	1,912	1,742	91	0	1,742	1,530			
BEAVER	15,476	392	2,444	194	6	0	2,666	1,103	3,769	802	216	0	802	14,605			
BEDFORD	3,005	46	387	303	0	0	2,350	286	2,636	5	0	0	5	2,761			
BERKS	18,883	0	0	0	0	0	12,466	2,268	14,734	5,252	1,004	0	5,252	21,960			
BLAIR	0	0	0	0	0	0	2,807	782	3,589	63	18	0	63	655			
BRADFORD	0	0	0	0	0	0	1,324	376	1,700	47	4	0	47	1,650			
BUCKS	14,954	419	3,082	637	0	0	11,492	6,044	17,536	6,090	127	0	6,090	58,647			
BUTLER	3,878	0	1,589	0	0	0	6,168	1,410	7,578	1,410	15	0	1,410	5,589			
CAMBRIA	0	0	0	0	0	0	2,460	878	3,338	41	18	0	41	4,802			
CAMERON	0	0	0	0	0	0	253	56	309	309	7	0	309	0			
CARBON	1,801	315	399	25	48	0	977	605	1,582	145	44	0	145	1,863			
CENTRE	0	0	0	0	0	0	3,739	2,922	6,661	5,285	2,982	0	5,285	3,154			
CHESTER	23,833	0	5,591	51	0	0	7,069	3,723	10,792	5,251	2,858	0	5,251	52,785			
CLARION	0	0	0	0	0	0	935	324	1,259	20	179	0	20	1,944			
CLEARFIELD	0	0	0	0	0	0	3,672	607	4,279	3,630	219	0	3,630	1,289			
CLINTON	0	0	0	0	0	0	463	246	709	3	0	0	3	1,428			
COLUMBIA	0	0	0	0	0	0	1,178	524	1,702	503	223	0	503	1,967			
CRAWFORD	0	0	0	0	0	0	1,873	678	2,551	88	76	0	88	0			
CUMBERLAND	3,478	0	862	64	0	0	4,792	2,661	7,453	694	56	0	694	18,274			
DAUPHIN	0	0	0	0	0	0	8,847	4,128	12,975	0	0	0	0	55			
DELAWARE	31,000	128	2,300	202	0	0	16,904	10,525	27,429	1,321	345	0	1,321	70,104			
ELK	1,569	0	479	2	8	0	1,300	165	1,465	224	16	0	224	2,248			
ERIE	6,800	0	537	167	1,021	0	7,165	936	8,101	188	42	0	188	9,384			
FAYETTE	0	0	0	0	0	0	4,848	798	5,646	74	14	0	74	812			
FOREST	0	0	0	0	0	0	37	74	111	88	71	0	88	163			
FRANKLIN	0	0	0	0	0	0	2,627	667	3,294	0	0	0	0	2,632			
FULTON	623	6	61	43	0	0	633	103	736	39	29	0	39	647			
GREENE	0	0	0	0	0	0	917	317	1,234	14	2	0	14	628			
HUNTINGDON	0	0	0	0	0	0	2,028	1,178	3,207	1,266	1,760	0	1,266	3,547			
INDIANA	0	0	0	0	0	0	1,473	541	2,014	83	4	0	83	727			
JEFFERSON	0	0	0	0	0	0	1,215	481	1,706	21	10	0	21	1,860			
JUNIATA	311	27	147	3	0	0	311	156	467	6	71	0	6	1,478			

**COMMONWEALTH OF PENNSYLVANIA
VOTER REGISTRATION LIST MAINTENANCE ACTIVITY
FIVE YEAR NOTICE AND PENNDOT CHANGES OF ADDRESS
2002**

COUNTY	FIVE YEAR NOTICES										PENNDOT CHANGES OF ADDRESS					TOTAL FILES MARKED INACTIVE	
	NUMBER OF NOTICES MAILED		RECIPIENTS WHO VOIED		RECIPIENTS WHO RESPONDED		RE-REGISTERED BUT WITHIN COUNTY		CANCELLED RE-REGISTERED BUT WITHIN COUNTY		WITHIN COUNTY		OUTSIDE COUNTY		ADDRESS VERIFICATION		
LACKAWANNA	0	0	0	0	0	0	0	0	0	0	6,424	1,424	7,848	4,515	25	3,853	
LANCASTER	25,828	0	0	4,089	0	0	0	0	0	13,733	3,004	18,737	3,220	181	25,792		
LAWRENCE	0	0	0	0	0	0	0	0	0	1,042	430	1,472	288	65	1,488		
LEBANON	772	62	143	36	11	1,039	2,597	1,039	11	2,597	1,039	3,636	863	428	1,846		
LEHIGH	7,579	168	1,266	238	0	7,129	2,880	2,880	0	7,129	2,880	9,809	2,777	45	7,732		
LUZERNE	0	0	0	0	0	6,741	879	879	0	6,741	2,180	10,921	11,314	288	331		
LYCOMING	0	0	0	0	0	2,230	510	510	0	2,230	879	3,109	410	127	2,666		
MCKEAN	1,986	58	1,502	275	0	1,722	2,232	2,232	0	1,722	510	2,232	12	1	1,615		
MERCER	0	0	0	0	0	2,856	653	653	0	2,856	853	3,309	38	214	5,132		
MIFFLIN	5,853	0	0	0	0	918	298	298	0	918	298	1,215	22	8	5,640		
MONROE	2,563	88	294	22	2	2,577	851	851	2	2,577	851	3,528	683	220	8,776		
MONTGOMERY	42,804	0	6,142	444	956	11,472	8,140	8,140	0	11,472	8,140	19,612	47,794	1,631	80,171		
MONTGOMERY	0	0	0	0	0	258	220	220	0	258	220	476	6	1	0		
NORTHAMPTON	0	0	0	0	0	3,690	2,254	2,254	0	3,690	2,254	5,944	72	13	7,410		
NORTHUMBERLAND	0	0	0	0	0	1,611	779	779	0	1,611	779	2,390	1,855	40	387		
PERRY	2,270	0	390	61	0	795	565	565	0	795	565	1,360	1,360	18	1,877		
PHILADELPHIA	55,124	967	5,584	148	0	42,840	12,840	12,840	0	42,840	12,840	55,789	33,119	224	116,884		
PIKE	0	0	0	0	0	1,008	342	342	0	1,008	342	1,350	2	2	822		
POTTER	0	0	0	0	0	811	308	308	0	811	308	920	8	4	310		
SCHUYLKILL	10,372	6	2,376	808	0	4,771	851	851	0	4,771	851	5,822	6,232	222	6,842		
SNYDER	0	7	0	0	0	448	324	324	0	448	324	770	345	118	313		
SOMERSET	0	0	0	0	0	1,915	511	511	0	1,915	511	2,426	11,939	853	1,704		
SULLIVAN	375	4	60	7	0	137	81	81	0	137	81	218	102	18	40		
SUSQUEHANNA	1,656	2	187	37	50	604	260	260	0	604	260	864	0	0	3,229		
TIOGA	0	0	0	0	0	2,488	879	879	0	2,488	879	3,368	1,720	68	659		
UNION	0	0	0	0	0	2,508	1,219	1,219	0	2,508	1,219	3,725	26	11	1,304		
VENANGO	0	0	0	0	0	4,166	768	768	0	4,166	768	4,934	2	0	2,386		
WARREN	0	0	0	0	0	1,007	264	264	0	1,007	264	1,271	241	0	585		
WASHINGTON	0	0	0	0	0	4,732	1,777	1,777	0	4,732	1,777	6,509	0	0	0		
WAYNE	991	6	224	63	0	841	299	299	0	841	299	1,140	1,183	83	1,184		
WESTMORELAND	8,530	152	18	22	0	8,063	2,787	2,787	0	8,063	2,787	10,860	130	0	38,798		
WYOMING	0	0	0	0	0	308	360	360	0	308	360	669	670	43	15		
YORK	0	0	0	0	0	10,198	2,544	2,544	0	10,198	2,544	12,742	145	1	15,966		
PENNSYLVANIA	355,742	3,443	37,326	11,058	2,104	300,865	104,760	104,760	2,104	300,865	104,760	405,625	185,395	18,051	816,208		

COMMONWEALTH OF PENNSYLVANIA
VOTER REGISTRATION LIST MAINTENANCE ACTIVITY
CANCELLATION OF VOTER REGISTRATION
2002

COUNTY	ACTIVE VOTER REGISTRATIONS CANCELLED						INACTIVE VOTER REGISTRATIONS CANCELLED						TOTAL	
	VOTERS REQUEST	VOTERS DEATH	MOVE CONFIRM	REMOVAL PROGRAM	CANVASS	5 YEAR NOTICE	TOTAL	VOTERS REQUEST	VOTERS DEATH	MOVE CONFIRM	REMOVAL PROGRAM	CANVASS		5 YEAR NOTICE
ADAMS	16	450	174	0	0	0	640	0	0	0	447	0	181	608
ALLEGHENY	3	11,672	15,172	0	0	0	26,847	0	0	0	0	0	0	0
ARMSTRONG	13	844	844	0	0	0	1,901	0	0	0	860	0	0	860
BEAVER	40	1,636	2,380	0	0	0	4,036	0	0	0	1,419	65	39	1,523
BEDFORD	25	255	437	0	0	0	717	1	38	29	0	0	0	66
BERKS	71	3,405	1,722	0	0	0	5,108	1	374	62	5,853	0	222	6,462
BLAIR	6	1,008	825	0	0	0	1,938	0	4	22	0	0	0	26
BRADFORD	5	369	36	0	0	0	410	0	88	0	1,080	0	0	1,168
BUCKS	1,313	3,381	2,053	0	0	0	6,757	0	0	0	0	0	0	0
BUTLER	372	855	609	0	0	0	1,836	172	183	185	2,343	0	3,794	6,687
CAMBRIA	276	1,134	6	0	0	0	1,418	88	107	0	0	0	0	205
CAMERON	5	57	14	0	0	0	78	0	0	0	0	0	0	0
CARBON	1	416	72	0	0	0	488	2	84	161	0	0	1,586	1,833
CENTRE	29	622	5,206	0	0	0	5,857	8	105	533	10,850	0	0	11,296
CHESTER	3,765	1,388	1,206	0	0	0	6,359	76	185	80	0	0	130	471
CLARION	6	268	462	133	0	0	869	0	19	47	0	0	0	68
CLEARFIELD	7	413	663	0	0	0	1,083	0	9	14	0	0	0	23
CLINTON	1	207	349	0	0	0	557	0	23	1	0	0	0	24
COLUMBIA	21	180	105	0	0	0	306	1	171	2	0	0	0	174
CRAWFORD	11	540	249	0	0	0	800	0	0	0	0	0	0	0
CUMBERLAND	69	823	866	0	0	0	1,758	24	122	73	0	0	0	219
DAUPHIN	11	992	372	0	0	0	1,375	0	0	0	0	0	0	0
DELAWARE	2,407	4,240	1,822	0	0	0	8,469	164	216	106	0	0	0	486
ELK	33	207	155	0	0	0	395	0	32	177	0	0	0	209
ERIE	188	1,360	0	0	0	0	1,568	18	0	3,433	106	0	815	4,472
FAYETTE	20	1,074	74	0	0	0	1,168	0	9	1	0	0	0	10
FOREST	15	45	124	1	23	0	208	0	3	0	0	0	0	3
FRANKLIN	13	831	574	0	0	0	1,418	1	11	22	0	0	0	34
FULTON	2	121	130	0	0	0	253	0	9	11	0	0	0	20
GREENE	4	338	320	0	0	0	660	1	0	0	0	0	0	1
HUNTINGDON	0	273	0	0	0	0	273	0	1	0	0	0	0	1
INDIANA	8	823	684	0	0	0	1,295	0	4	20	0	0	0	24
JEFFERSON	46	368	35	0	0	0	450	5	28	0	0	0	0	31
JUNIATA	2	125	205	0	0	0	332	0	26	38	0	0	0	64

**COMMONWEALTH OF PENNSYLVANIA
VOTER REGISTRATION LIST MAINTENANCE ACTIVITY
CANCELLATION OF VOTER REGISTRATION
2002**

COUNTY	ACTIVE VOTER REGISTRATIONS CANCELLED										INACTIVE VOTER REGISTRATIONS CANCELLED									
	VOTER'S REQUEST	VOTER'S DEATH	VOTER'S MOVE CONFIRM	REMOVAL PROGRAM	CANVASS	5 YEAR NOTICE	TOTAL	VOTER'S REQUEST	VOTER'S DEATH	VOTER'S MOVE CONFIRM	REMOVAL PROGRAM	CANVASS	5 YEAR NOTICE	TOTAL						
LACKAWANNA	5	2,711	3,838	0	0	0	6,654	0	74	255	0	0	0	329						
LANCASTER	66	1,388	3,634	0	0	0	5,080	9	846	278	4,750	0	0	5,681						
LAWRENCE	12	768	447	0	0	0	1,227	1	41	50	0	0	0	92						
LEBANON	5	558	268	0	0	0	831	0	23	95	3,516	0	1,914	5,548						
LEHIGH	218	1,564	3,372	0	0	12	5,116	19	269	518	0	0	22,038	22,840						
LUZERNE	74	2,806	893	0	0	0	3,773	15	38	5	0	0	0	56						
LYCOMING	138	821	359	0	0	0	1,318	0	21	5	602	0	0	628						
MCKEAN	13	378	747	0	0	0	1,138	0	27	13	0	0	0	40						
MERCER	10	883	865	156	0	0	1,924	0	111	128	31	0	0	271						
MIFFLIN	2	301	309	0	0	0	612	1	36	173	0	0	0	210						
MONROE	14	712	1,645	0	0	0	2,371	0	0	145	0	0	0	145						
MONTGOMERY	137	6,250	7,897	0	0	0	14,084	0	0	457	882	0	1,382	2,501						
MONTOUR	1	138	275	0	0	0	414	0	0	0	0	0	0	0						
NORTHAMPTON	16	3,240	4,712	0	0	0	7,988	0	0	0	17,398	0	0	17,398						
NORTHUMBERLAND	3	789	860	0	0	37	1,769	0	0	6	0	0	0	6						
PERRY	12	246	884	0	0	0	1,142	0	7	47	0	0	271	325						
PHILADELPHIA	71	8,243	4,739	0	255	0	13,308	22	2,494	1,446	28,552	26	90,819	123,369						
PIKE	31	217	215	0	0	0	463	0	0	2	0	0	0	2						
POTTER	37	170	308	0	0	0	515	48	7	19	0	0	0	72						
SCHUYLKILL	7	1,422	40	0	0	0	1,468	0	130	0	0	0	3,320	3,450						
SNYDER	1	109	343	0	0	0	453	1	8	38	640	0	0	685						
SOMERSET	66	685	167	0	0	0	918	0	22	12	0	0	0	34						
SULLIVAN	3	112	133	0	0	0	248	24	0	8	0	0	57	90						
SUSQUEHANNA	254	260	260	0	0	0	774	37	17	32	911	0	203	1,200						
TIOGA	18	385	458	176	0	0	1,037	0	1	10	1	0	0	12						
UNION	51	178	448	0	0	0	675	6	13	15	0	0	0	34						
VENANGO	2	330	362	0	0	0	694	0	0	0	0	0	0	0						
WARREN	0	210	0	0	0	0	210	0	0	0	0	0	0	0						
WASHINGTON	38	1,346	2,116	0	0	0	3,500	0	0	0	0	0	0	0						
WAYNE	162	363	192	0	0	0	717	1	27	73	254	0	922	1,277						
WESTMORELAND	1	2,264	155	0	0	0	2,420	0	0	0	1,815	0	0	1,815						
WYOMING	1	174	0	0	0	0	175	0	0	0	0	0	0	0						
YORK	77	2,944	2,678	0	0	0	4,989	471	538	263	22	0	0	1,284						
PENNSYLVANIA	10,382	82,684	81,872	486	278	49	175,711	1,225	6,553	9,108	82,012	91	127,771	228,760						

APPENDIX V

**VOTER REGISTRATION APPLICATIONS BY POLITICAL PARTY
RECEIVED AT PENNDOT PHOTO LICENSE CENTERS - 2002**

COUNTY	REPUBLICAN	DEMOCRATIC	GREEN	NO AFFILIATION	OTHERS	TOTAL
ADAMS	1,352	778	25	400	52	2,607
ALLEGHENY	9,386	13,147	296	4,265	513	27,627
ARMSTRONG	631	499	8	204	13	1,355
BEAVER	1,409	1,728	18	510	78	3,743
BEDFORD	519	242	5	141	3	910
BERKS	3,504	3,482	101	1,589	181	8,857
BLAIR	1,333	810	21	399	61	2,624
BRADFORD	571	337	15	185	15	1,123
BUCKS	6,533	5,958	186	3,403	270	16,350
BUTLER	2,183	1,329	25	636	92	4,265
CAMBRIA	906	1,176	19	313	32	2,446
CAMERON	44	23	0	16	1	84
CARBON	489	468	14	208	34	1,213
CENTRE	1,207	1,035	67	664	71	3,044
CHESTER	5,254	3,725	136	2,412	225	11,752
CLARION	326	195	4	86	24	635
CLEARFIELD	640	480	7	218	28	1,373
CLINTON	331	223	10	101	19	684
COLUMBIA	509	385	13	204	20	1,131
CRAWFORD	843	661	27	250	49	1,830
CUMBERLAND	2,834	1,607	51	1,002	143	5,637
DAUPHIN	3,011	2,729	82	1,140	168	7,128
DELAWARE	5,470	4,325	112	1,860	192	11,959
ELK	223	227	16	102	9	577
ERIE	2,315	2,811	71	1,084	96	6,377
FAYETTE	816	1,321	12	279	56	2,484
FOREST	44	26	0	13	3	86
FRANKLIN	1,624	837	29	501	46	3,037
FULTON	162	71	0	33	1	267
GREENE	250	380	13	105	11	759
HUNTINGDON	303	202	15	109	6	635
INDIANA	650	527	22	250	18	1,467
JEFFERSON	399	222	4	114	15	754
JUNIATA	204	101	1	39	9	354
LACKAWANNA	1,322	1,899	52	468	85	3,826
LANCASTER	4,493	2,489	136	1,795	196	9,109
LAWRENCE	714	830	12	249	31	1,836
LEBANON	1,441	757	24	491	37	2,750
LEHIGH	3,185	3,375	86	1,708	175	8,529
LUZERNE	2,121	2,464	81	787	104	5,557
LYCOMING	1,091	669	43	392	47	2,242
MCKEAN	498	293	7	143	13	954
MERCER	1,080	991	19	400	36	2,526
MIFFLIN	401	244	7	106	9	767
MONROE	1,816	2,011	37	966	145	4,975
MONTGOMERY	7,451	7,293	220	3,562	299	18,825
MONTOUR	163	110	6	78	9	366
NORTHAMPTON	2,826	2,810	84	1,655	176	7,551
NORTHUMBERLAND	708	498	8	225	29	1,468
PERRY	555	224	5	157	27	968
PHILADELPHIA	5,793	19,205	282	3,658	450	29,388
PIKE	874	615	16	481	46	2,032
POTTER	217	101	6	51	5	380
SCHUYLKILL	1,098	803	19	349	65	2,334
SNYDER	325	150	8	95	7	585
SOMERSET	502	359	11	142	13	1,027
SULLIVAN	62	34	5	22	1	124
SUSQUEHANNA	402	232	15	152	25	826
TIOGA	447	179	5	141	7	779
UNION	329	187	11	120	6	653
VENANGO	572	379	6	178	43	1,178
WARREN	414	322	14	191	15	956
WASHINGTON	1,814	2,173	26	567	67	4,647
WAYNE	585	361	24	244	30	1,244
WESTMORELAND	3,168	3,226	45	1,036	161	7,836
WYOMING	228	110	5	96	8	447
YORK	5,201	3,229	116	1,918	270	10,734
PENNSYLVANIA	108,171	110,689	2,866	45,478	5,189	272,393

APPENDIX VI

COMMONWEALTH OF PENNSYLVANIA
2002 - SUMMARY

PENNDOT CHANGES OF ADDRESS FORWARDED TO COUNTY VOTER REGISTRATION COMMISSIONS

COUNTY	JAN-FEB	MAR-APRIL	MAY-JUNE	JUL-AUGUST	SEPT-OCT	NOV-DEC	TOTAL
ADAMS	809	888	623	1,447	1,079	769	5,615
ALLEGHENY	13,534	15,181	12,414	16,906	16,638	12,247	86,920
ARMSTRONG	936	862	627	872	855	692	4,844
BEAVER	1,461	1,652	1,343	1,805	1,773	1,370	9,404
BEDFORD	814	734	624	765	732	513	4,182
BERKS	4,963	5,542	4,091	5,471	5,691	4,323	30,081
BLAIR	1,256	1,359	1,137	1,377	1,438	1,009	7,576
BRADFORD	741	787	604	892	856	660	4,540
BUCKS	5,541	6,285	4,693	6,776	7,235	5,407	35,937
BUTLER	2,068	2,088	1,805	2,313	2,448	1,827	12,549
CAMBRIA	1,577	1,661	1,405	1,754	1,730	1,280	9,407
CAMERON	377	513	147	190	168	146	1,541
CARBON	622	727	576	748	797	576	4,046
CENTRE	1,580	2,033	1,633	2,349	2,462	1,519	11,576
CHESTER	4,231	5,034	3,841	5,354	5,421	4,076	27,957
CLARION	669	715	589	714	715	563	3,965
CLEARFIELD	989	1,432	931	1,730	2,322	1,609	9,013
CLINTON	748	801	621	693	648	623	4,134
COLUMBIA	1,047	1,111	890	1,200	1,174	898	6,320
CRAWFORD	1,108	1,162	908	1,216	1,281	899	6,574
CUMBERLAND	2,838	3,277	2,640	3,540	3,498	2,617	18,410
DAUPHIN	3,956	4,198	3,529	4,357	4,519	3,386	23,945
DELAWARE	5,525	6,439	4,992	6,962	7,251	5,418	36,587
ELK	293	374	501	1,018	976	579	3,741
ERIE	3,462	3,597	3,093	4,111	4,124	3,144	21,531
FAYETTE	2,338	2,256	1,802	2,330	2,228	1,731	12,685
FOREST	72	76	57	87	74	61	427
FRANKLIN	1,082	1,327	893	1,366	1,604	1,095	7,367
FULTON	172	188	142	195	200	168	1,065
GREENE	979	1,007	786	887	824	697	5,180
HUNTINGDON	521	514	415	463	491	347	2,751
INDIANA	1,325	1,420	1,156	1,447	1,514	1,028	7,890
JEFFERSON	500	521	403	579	689	679	3,371
JUNIATA	264	288	205	299	299	194	1,549

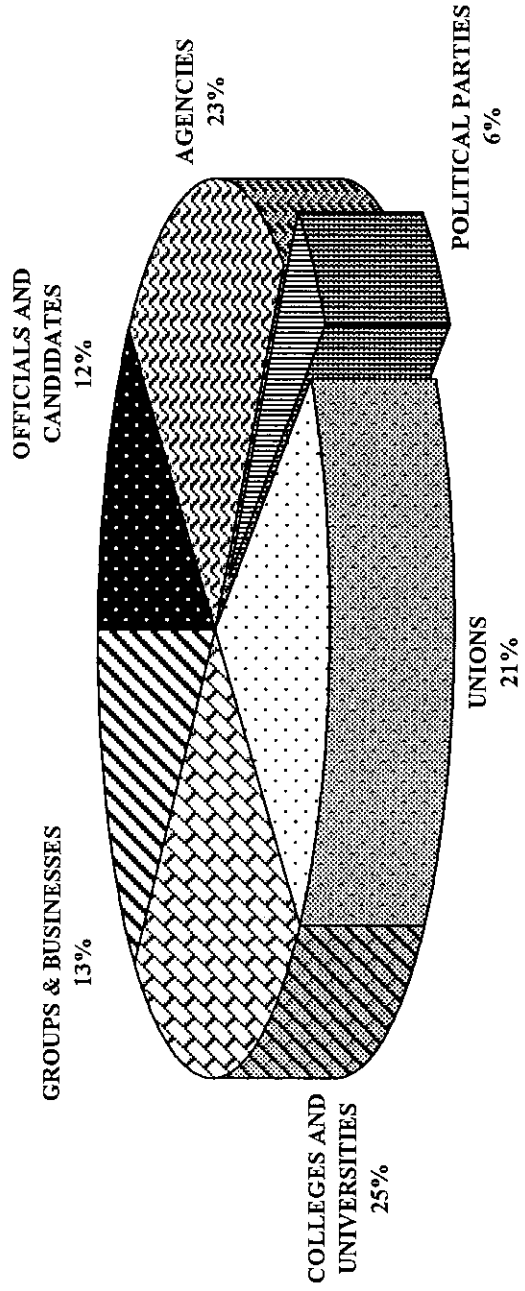
COMMONWEALTH OF PENNSYLVANIA
2002 - SUMMARY

PENNDOT CHANGES OF ADDRESS FORWARDED TO COUNTY VOTER REGISTRATION COMMISSIONS

COUNTY	JAN-FEB	MAR-APRIL	MAY-JUNE	JUL-AUGUST	SEPT-OCT	NOV-DEC	TOTAL
LACKAWANNA	2,055	2,304	1,980	2,535	2,531	1,849	13,254
LANCASTER	5,842	6,469	5,018	6,711	6,927	5,104	36,071
LAWRENCE	803	988	803	1,080	1,079	936	5,689
LEBANON	1,622	1,727	1,250	1,852	1,741	1,359	9,551
LEHIGH	3,758	4,752	3,499	4,676	4,950	3,801	25,436
LUZERNE	4,115	4,584	3,882	4,455	4,425	3,502	24,963
LYCOMING	2,086	2,172	1,552	2,054	1,973	1,474	11,311
MC KEAN	629	915	709	969	950	678	4,850
MERCER	1,147	1,293	945	1,280	1,280	981	6,926
MIFFLIN	550	522	426	577	559	441	3,075
MONROE	1,660	1,894	1,426	1,921	1,827	1,550	10,278
MONTGOMERY	8,120	8,974	6,775	9,645	10,066	7,341	50,921
MONTOUR	211	216	171	246	253	192	1,289
NORTHAMPTON	3,068	3,129	2,324	3,139	3,308	2,418	17,386
NORTHUMBERLAND	1,115	1,193	918	1,302	1,282	942	6,752
PERRY	935	1,129	638	884	791	597	4,974
PHILADELPHIA	16,022	18,065	14,249	18,813	18,345	14,342	99,836
PIKE	484	585	524	621	680	541	3,435
POTTER	282	319	222	335	455	279	1,892
SCHUYLKILL	2,280	2,564	2,173	2,686	2,352	1,811	13,866
SNYDER	442	494	435	515	575	361	2,822
SOMERSET	813	853	716	887	911	668	4,848
SULLIVAN	89	100	84	101	95	57	526
SUSQUEHANNA	351	422	341	412	438	331	2,295
TIOGA	541	620	458	610	629	464	3,322
UNION	407	458	365	971	3,290	1,164	6,655
VENANGO	1,318	1,343	836	1,124	1,117	796	6,534
WARREN	449	506	343	550	548	407	2,803
WASHINGTON	2,283	2,416	1,900	2,367	2,467	1,990	13,423
WAYNE	1,040	1,049	616	737	724	554	4,720
WESTMORELAND	3,936	4,594	3,687	4,693	4,784	3,833	25,527
WYOMING	418	414	413	476	442	345	2,508
YORK	4,857	5,062	3,918	5,566	5,469	3,925	28,797
PENNSYLVANIA	142,126	158,174	123,712	167,003	171,017	127,183	889,215

APPENDIX VII

COMMONWEALTH OF PENNSYLVANIA
2002 VOTER REGISTRATION MAIL APPLICATION (VRMA) DISTRIBUTION



In addition, the Department of State distributed 45,346 Spanish Language VRMA's. 1,949,400 VRMA's were provided to County Voter Registration Commissions.