



**THE ADMINISTRATION OF  
VOTER REGISTRATION IN  
PENNSYLVANIA**

**2018 REPORT TO THE GENERAL ASSEMBLY**

**PENNSYLVANIA DEPARTMENT OF STATE**

**JUNE 2019**

**Tom Wolf  
Governor**

**Kathy Boockvar  
Acting Secretary of the Commonwealth**

June 28, 2019

Dear Members of the General Assembly:

As the Acting Secretary of the Commonwealth, I am pleased to report to you on the administration of voter registration in Pennsylvania for calendar year 2018. I trust you will find this report useful.

Voter registration in Pennsylvania is a joint state-county effort. During 2018, the Department of State (Department) continued its partnership with the state's 67 county election boards and voter registration commissions. The Department collaborates with the commonwealth agencies designated under the National Voter Registration Act of 1993 (NVRA) to administer voter registration programs. The Department supports the agencies by providing needed supplies and conducting training sessions and informational meetings.

The Statewide Uniform Registry of Electors (SURE) system, implemented in Pennsylvania through Act 3 of 2002, is the bedrock of Pennsylvania's voter registration system. As of December 31, 2018, there were approximately 8.5 million registered voters in Pennsylvania.

The Department remains committed to fulfilling its responsibilities under the Help America Vote Act of 2002. The Department will strive to promote voter registration and civic engagement through its outreach efforts across the Commonwealth.

If you have questions about this report, please contact the Bureau of Election Services and Notaries at (717) 787-5280.

Sincerely,

A handwritten signature in cursive script that reads "Kathy Boockvar".

Kathy Boockvar  
Acting Secretary of the Commonwealth

## Contents

---

|   |    |
|---|----|
| Voter Registration Statistics .....   | 1  |
| Total Voter Registration by Party .....   | 1  |
| Total Voter Registration by Party, Five-Year Trend .....  | 2  |
| Areas of Growth and Decline .....   | 3  |
| Top Five Counties with Highest Overall Registration Growth and Highest Overall Decline Since 2017 ..... | 3  |
| Top Five Counties with Highest Overall Registration Growth and Highest Overall Decline Since 2014 ..... | 4  |
| List Maintenance Activities.....  | 4  |
| 2018 List Maintenance Summary .....   | 5  |
| 2018 Voter Responses to 254,630 Five-Year Notices Sent by Counties.....                                 | 5  |
| 2018 Voter Responses to 198,761 NCOA Notices Sent by Counties .....                                     | 6  |
| 2018 Voter Responses to 453,829 PennDOT Change of Address Applications.....                             | 7  |
| Voter Registration Cancellations .....  | 7  |
| National Voter Registration Act (NVRA).....   | 10 |
| Total Agency Registrations .....  | 10 |
| Total Agency Voter Registration from 2014 and 2018 .....  | 12 |
| Total Agency Voter Registration through Online Services (1.1.2018 – 12.31.2018).....                    | 13 |
| Pennsylvania Department of Transportation.....  | 13 |
| Application Process to Register to Vote at a PennDOT Center .....                                       | 13 |
| Online Voter Registration.....  | 14 |
| Online Voter Registration v. Web API and Paper Registration (1.1.2018 – 12.31.2018) .....               | 15 |
| Demographics of Voter Registration (1.1.2018 – 12.31.2018).....   | 16 |
| Voter Hall of Fame.....   | 16 |
| Statewide Uniform Registry of Electors (SURE).....  | 17 |
| SURE Applications.....  | 17 |
| SURE Voter Registration (SURE VR).....  | 17 |
| SURE Portals .....  | 17 |
| Annual Report Data Appendices .....   | 19 |

In 2018 the Department of State (Department) worked closely with the public, each of the 67 county voter registration offices, Commonwealth agencies designated with voter registration responsibilities, and voter registration advocacy groups. This report represents a summary of statistics and initiatives that support voter registration administration in Pennsylvania. The most significant initiative during 2018 was the expansion of the web-based service for third party registration organizations to Commonwealth agencies who may now submit voter registrations via the online voter registration system.

All 2018 data referenced in this report are available in their entirety within the “Annual Report Data” section starting on page 19 of this report. Data from previous years can be found in the respective annual reports, which are available online at [www.dos.pa.gov](http://www.dos.pa.gov).

## **Voter Registration Statistics**

---

Through the Statewide Uniform Registry of Electors (SURE) system, the Department maintains a complete list of all registered voters in the Commonwealth. As of December 2018, there were 8,549,048 registered voters. This was an increase of 114,033 (1.35%) since December 2017, and an increase of 392,305 (4.59%) since December 2014.

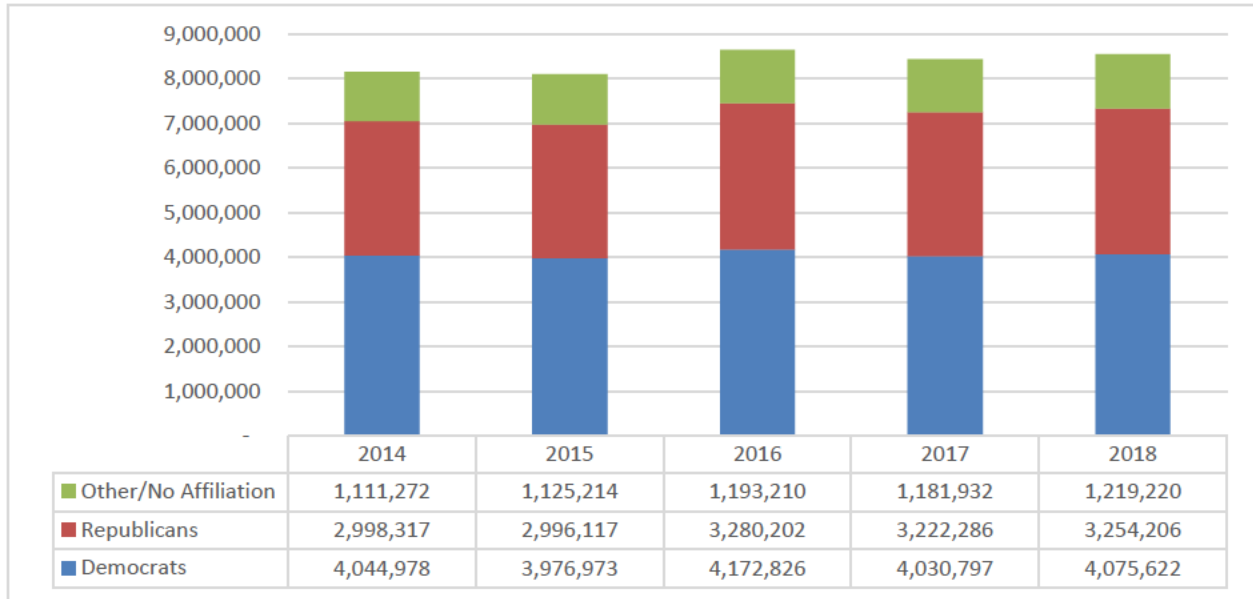
### **Total Voter Registration by Party**

---

| Affiliation          | 2018 Registrants | Change Since 2014 | % Change Since 2014 |
|----------------------|------------------|-------------------|---------------------|
| Democratic           | 4,075,622        | +30,972           | +0.76%              |
| Republican           | 3,254,206        | +256,178          | +7.87%              |
| Other/No Affiliation | 1,219,220        | +105,155          | +8.62%              |
| Total Registration   | 8,549,048        | +392,305          | +4.59%              |

[intentionally left blank]

Total Voter Registration by Party, Five-Year Trend



[intentionally left blank]

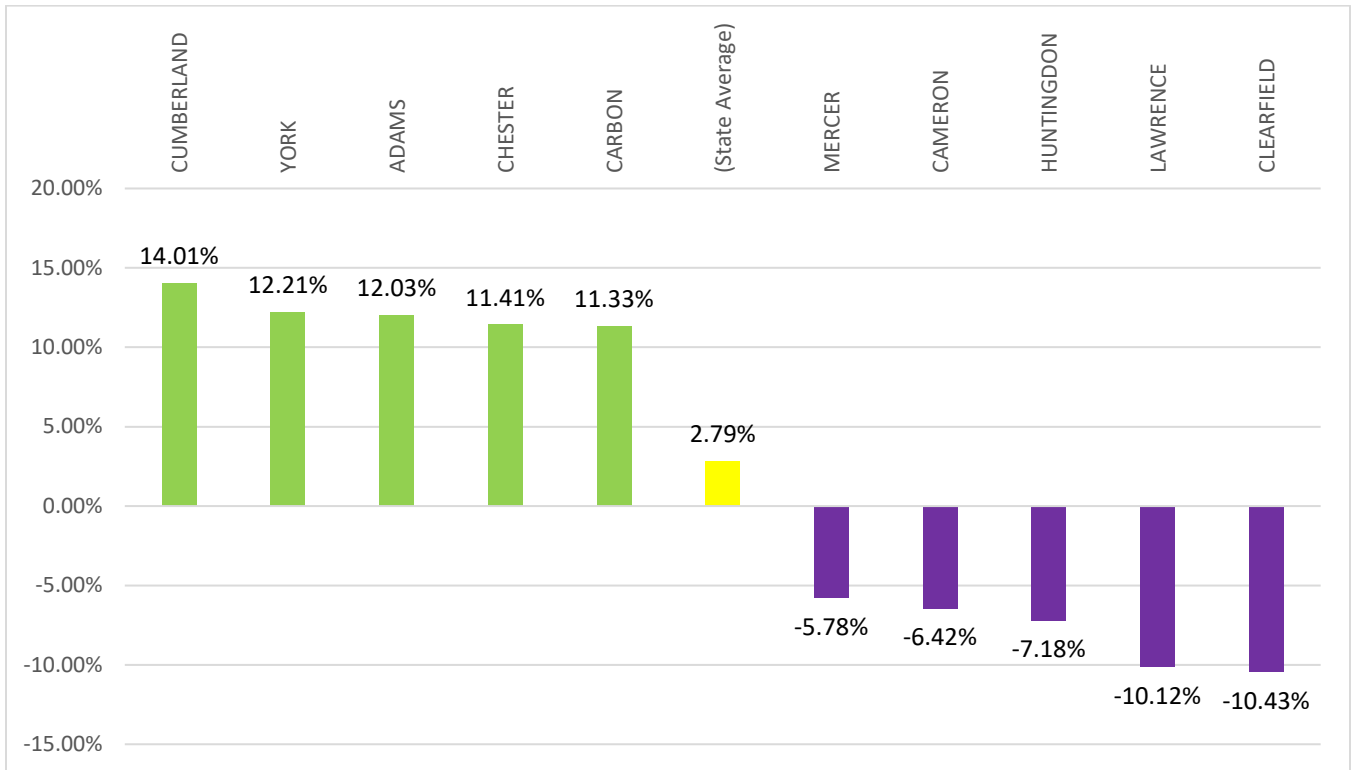
## Areas of Growth and Decline

### Top Five Counties with Highest Overall Registration Growth and Highest Overall Decline Since 2017



[intentionally left blank]

**Top Five Counties with Highest Overall Registration Growth and Highest Overall Decline Since 2014**



**List Maintenance Activities**

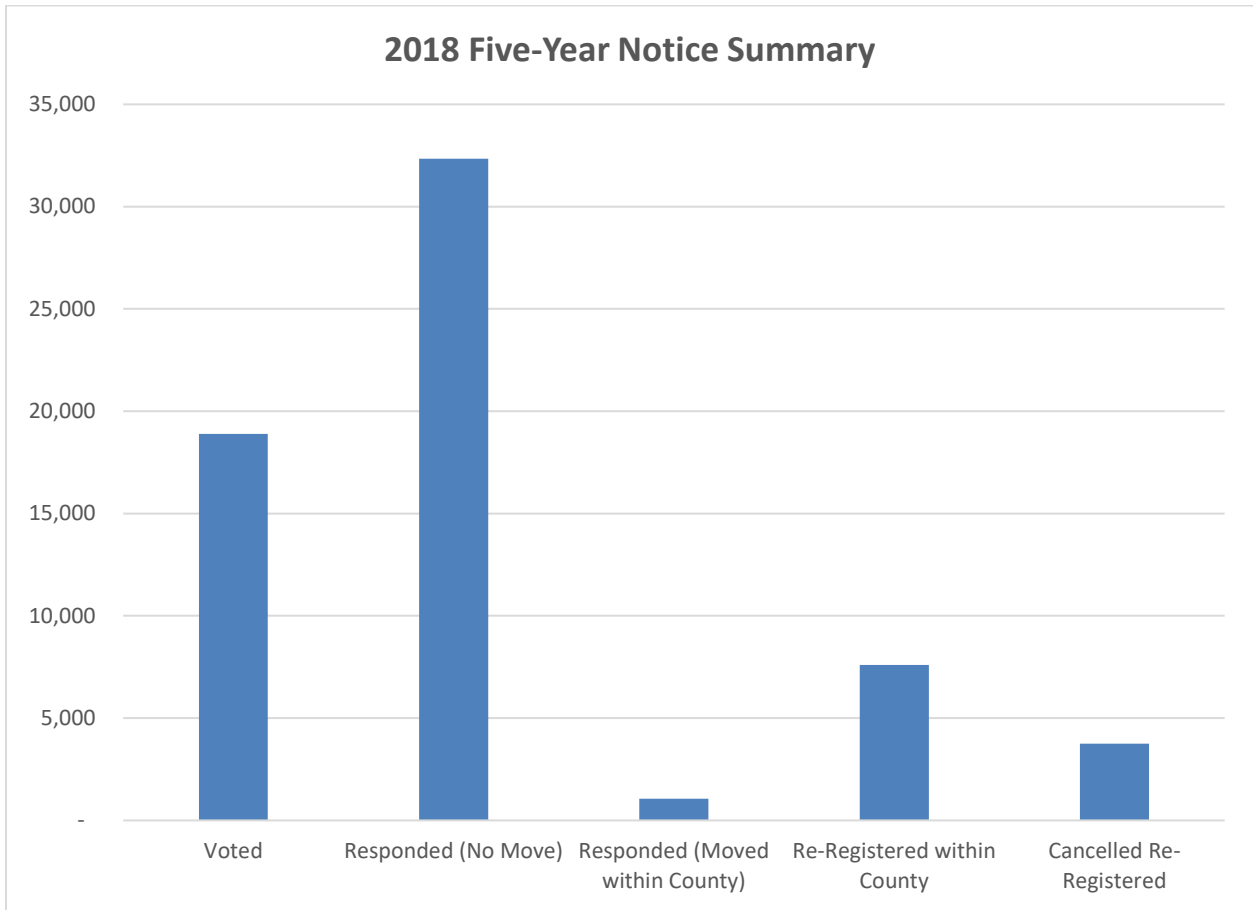
In 2018, counties performed regular list maintenance activities within the SURE system, which include the removal of deceased voters and voters who have confirmed that they moved outside of the county in which they were registered. Counties send five-year notices to registrants who have not voted in at least two federal general elections, as well as send address verification notices to voters identified by the United States Postal Service (USPS) as having submitted a change of address to the Postal Service. During 2018, counties sent 254,630 five-year notices and 142,475 address verification notices.

Also, as part of the list maintenance process, county elections officials mail notices to voters who may have moved using information by the USPS through its National Change of Address (NCOA) program. The notices provide an opportunity for the voter to confirm their address or to send an update to county officials. In 2018, 198,761 notices were mailed to voters to confirm or update their address.

Additionally, 453,829 registered voters who moved were identified by PennDOT when they changed their address with PennDOT. PennDOT sends these address changes to the Department which forwards them to the counties to update their records. As a result of these combined list maintenance activities 761,288 voter registrations were marked “inactive” and 380,154 were cancelled in 2018. A voter is only cancelled after receiving a notice requesting the voter to confirm his or her address, has been placed in inactive status and the voter does not vote or otherwise contact the county for two federal general elections after receiving notice.

2018 List Maintenance Summary

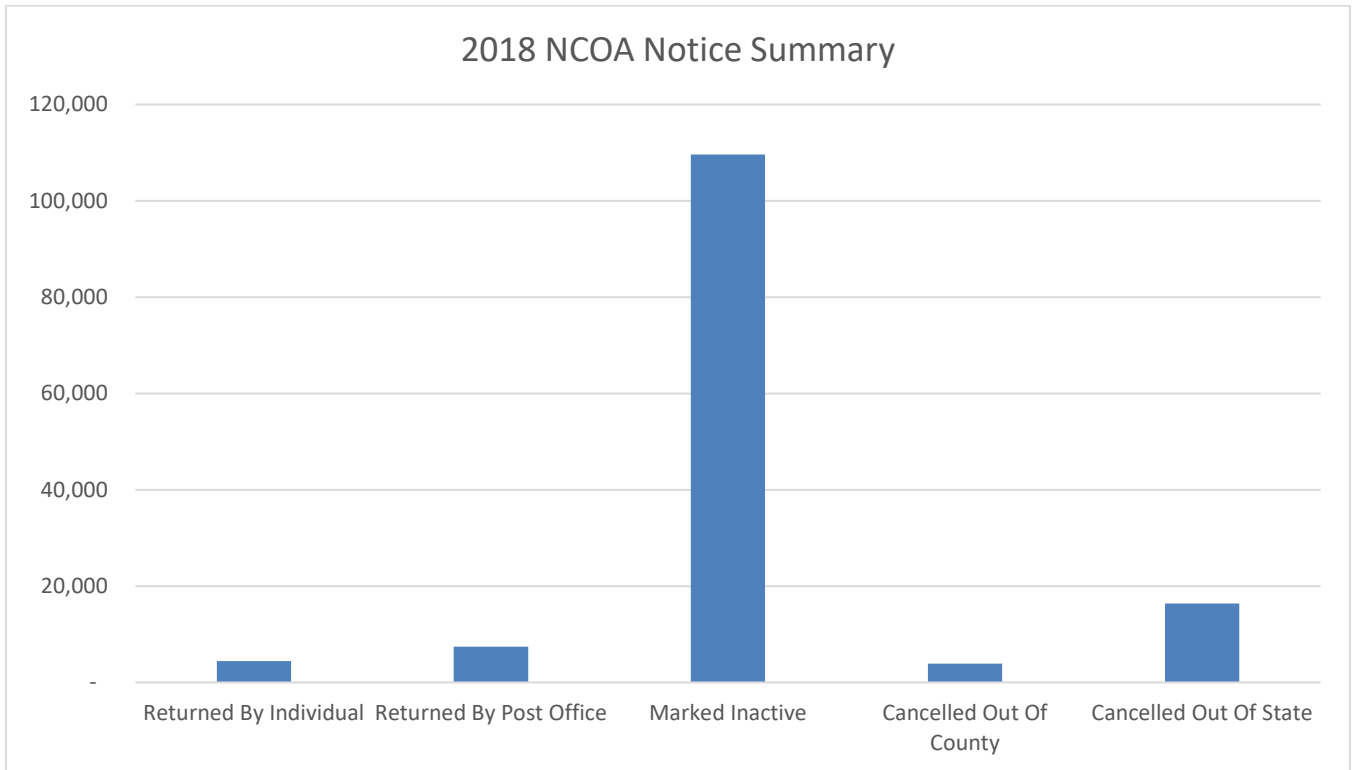
2018 Voter Responses to 254,630 Five-Year Notices Sent by Counties



[intentionally left blank]

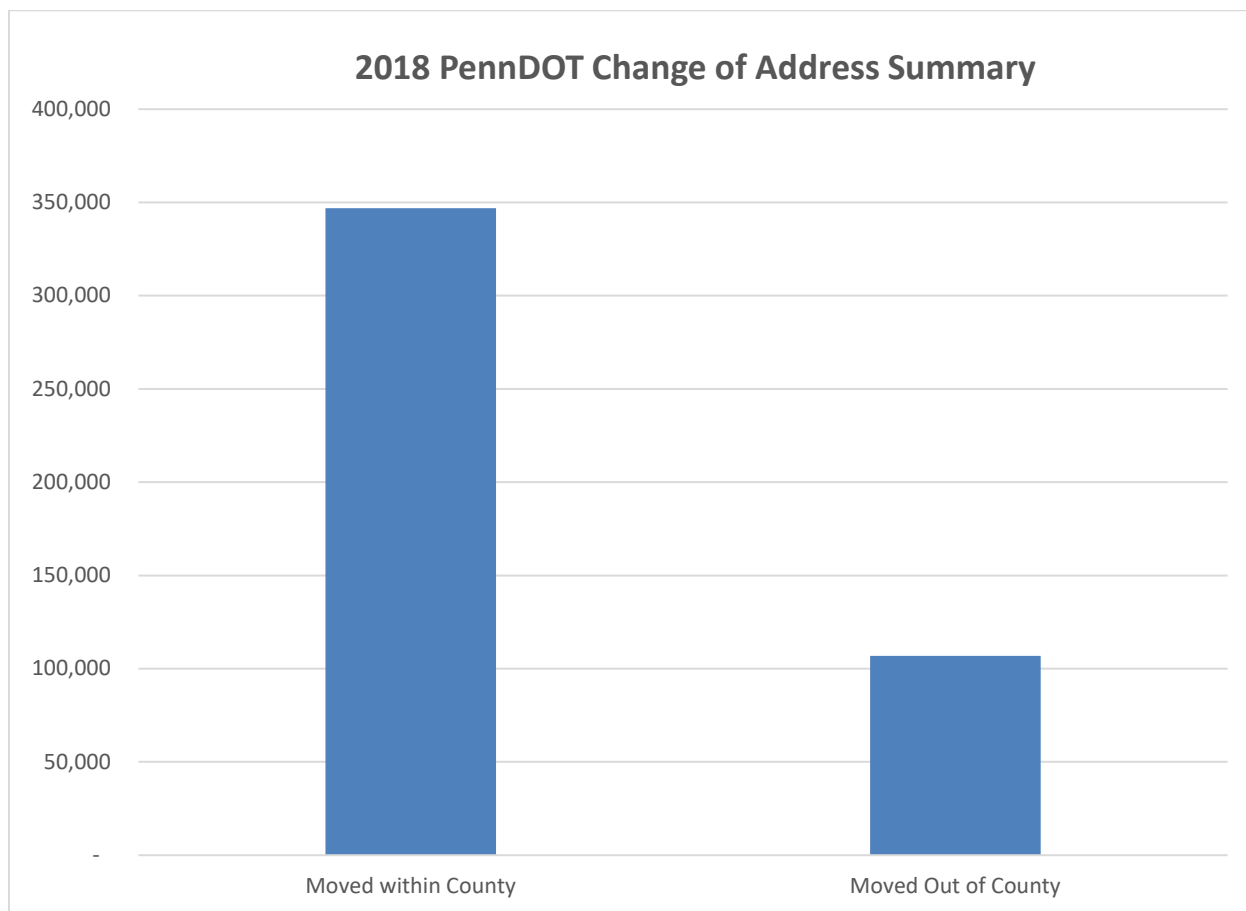


2018 Voter Responses to 198,761 NCOA Notices Sent by Counties



[intentionally left blank]

## 2018 Voter Responses to 453,829 PennDOT Change of Address Applications



## Voter Registration Cancellations

During 2018, the Department recorded 380,154 voter registration cancellations. When a voter registration is cancelled, the record is tagged in the SURE system to identify the reason for cancellation. The SURE system allows counties to track the reason for cancellation based on 14 different classifications as set forth in the chart below.

A voter is marked as inactive if he or she does not respond to a county mailing asking the voter to confirm his or her residence. Voters may be sent the mailings based on data the county receives under the (NCOA) program or when a voter fails to vote for five years. See 25 Pa. C.S. §§ 1901(b)(1), 1901(b)(3), 1901(c). All other voters are listed as “active.”

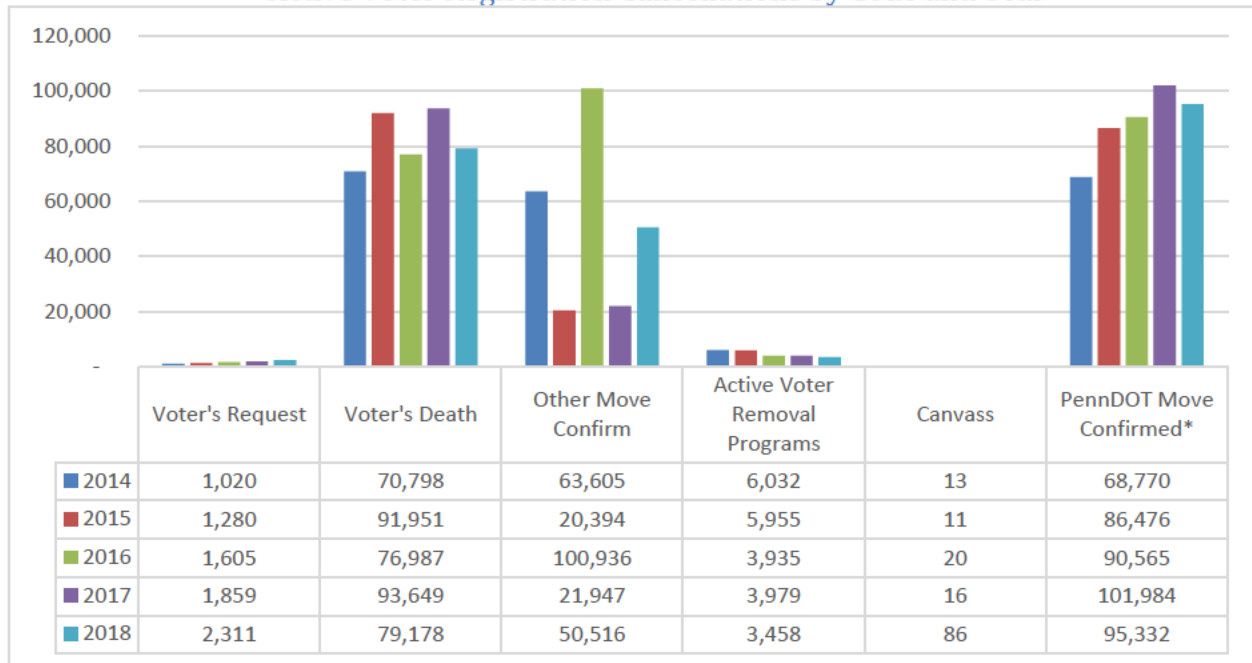
**\* Prior to the 2014 Annual Report, PennDOT application source codes were included in a generic “Other Means” category.**

### Active and Inactive Voter Registration Cancellations by Code and Year

| Classification          | Voter Status | Description   | 2018 Total |
|-------------------------|--------------|---|------------|
| Voter's Request         | Active       | Registration cancelled at the request of the voter  | 2,311      |
| Voter's Death           | Active       | Registration cancelled when the county is notified of a voter's death via state or local officials  | 79,178     |
| Other Move Confirm      | Active       | The county has confirmed that the voter has moved from their currently listed address   | 50,516     |
| Voter Removal Program   | Active       | Cancelled because did not respond to mailing after two federal elections elapsed  | 3,458      |
| Canvass                 | Active       | The county visits the address on record to confirm the voter no longer lives there  | 86         |
| PennDOT Move Confirmed* | Active       | PennDOT confirms that the voter has changed their address   | 95,332     |
| Voter's Request         | Inactive     | Registration cancelled at the request of the voter  | 516        |
| Voter's Death           | Inactive     | Registration cancelled when the county is notified of a voter's death via state or local officials  | 12,246     |
| Other Move Confirmed    | Inactive     | The county has confirmed that the voter has moved from their currently listed address   | 11,370     |
| Voter Removal Program   | Inactive     | Cancelled because did not respond to mailing after two federal elections elapsed  | 105,393    |
| PennDOT Move Confirmed* | Inactive     | PennDOT confirms that the voter has changed their address   | 10,916     |
| Response to Mailing     | Inactive     | The voter or authorized individual responds to a correspondence from the county confirming that the voter is no longer eligible to vote at their currently listed address | 62         |
| Canvass                 | Inactive     | The county visits the address on record to confirm the voter no longer lives there  | 649        |
| Five-Year Notice        | Inactive     | Cancelled because did not respond to mailing after two federal elections elapsed  | 8,121      |

**Note: Prior to the 2014 Annual Report, PennDOT application source codes were included in a generic "Other Means" category.**

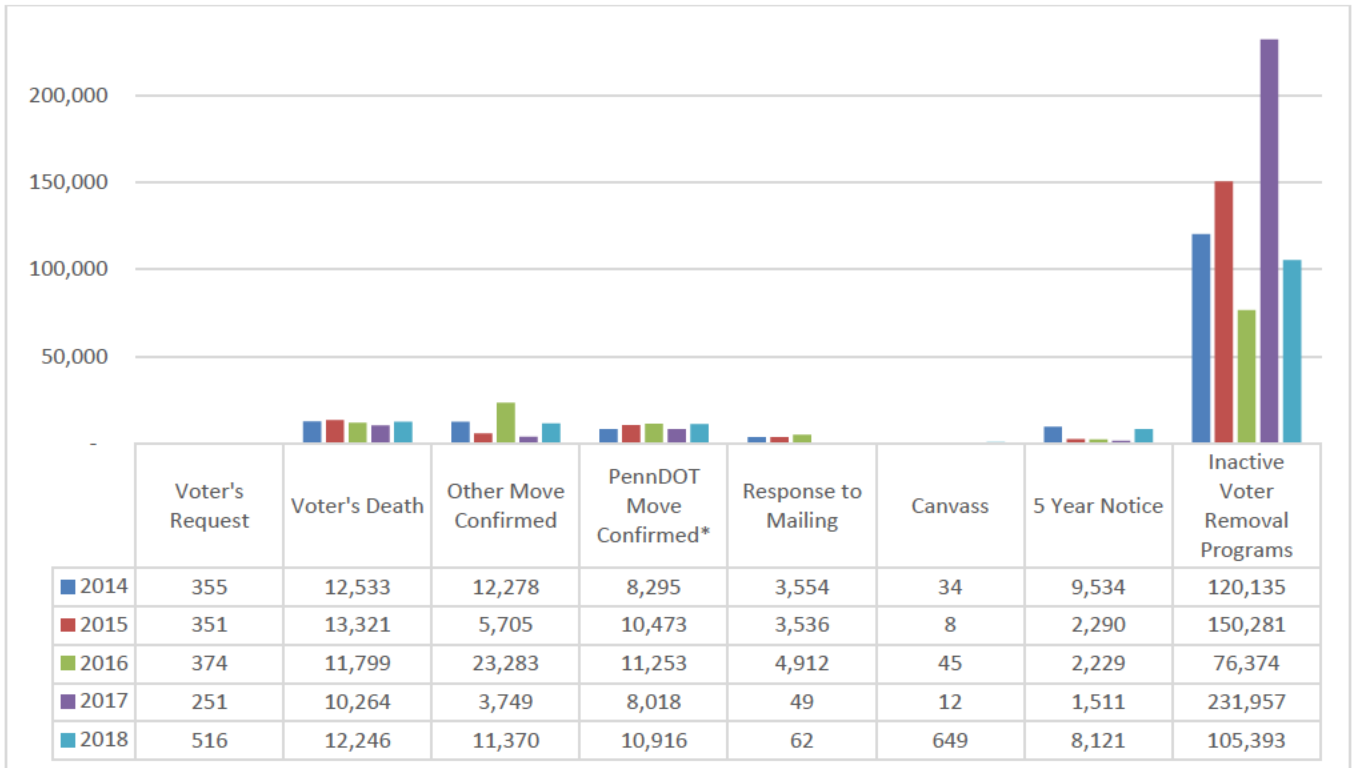
Active Voter Registration Cancellations by Code and Year



**Note: Prior to the 2014 Annual Report, PennDOT application source codes were included in a generic "Other Means" category.**

[intentionally left blank]

### Inactive Voter Registration Cancellations by Code and Year



Note: Prior to the 2014 Annual Report, PennDOT application source codes were included in a generic "Other Means" category.

### National Voter Registration Act (NVRA)

#### Total Agency Registrations

The National Voter Registration Act (NVRA) requires that "(1) Each state shall designate agencies for the registration of voters in election for Federal offices. (2) Each state shall designate as voter registration agencies – (A) all offices of the state that provide public assistance; and (B) all offices in the State that provide State-funded programs primarily engaged in providing service to persons with disabilities."<sup>1</sup> Pennsylvania, through its voter registration law, has incorporated these requirements for all elections.<sup>2</sup>

In light of these mandates, the Department continues to work with the covered agencies to ensure that the requirements of federal and state law are met. Since 2010 the Department has used bar-coded registration forms that allow the Department to identify the source agency of registrations to more accurately track the Department's efforts, and subsequently ensure that agency efforts comply with the requirements of the NVRA and the Pennsylvania voter registration law.

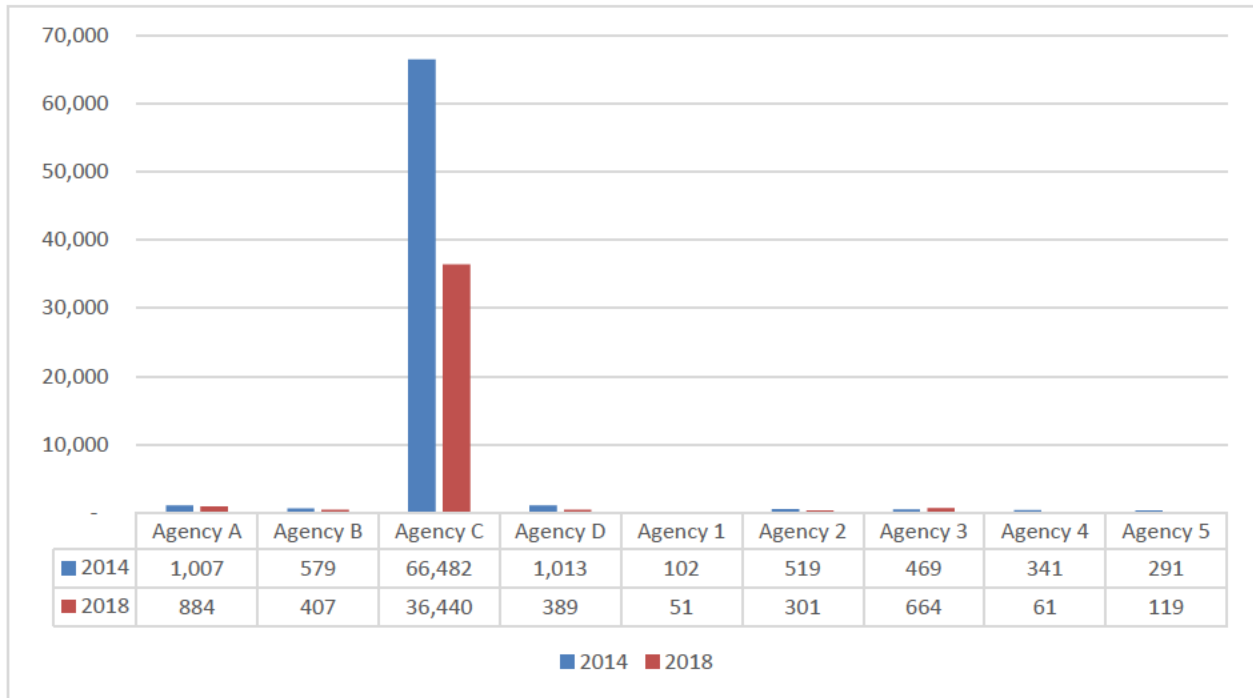
<sup>1</sup> See 52 U.S.C. § 20506.

<sup>2</sup> See 25 Pa.C.S. § 1325.

On December 2, 2017, the Pennsylvania Department of Human Services (DHS) became the first Commonwealth agency to publicly deploy an online voter registration service with the Department. DHS was able to submit more than 7,739 applications online before the end of 2018. The Department also worked with the Department of Labor & Industry's (L&I) Office of Vocational Rehabilitation and Department of Health's Women, Infants and Children (WIC) program to deploy an online service. Moving forward, the Department continues to look for other opportunities to modernize voter registration with state agencies.

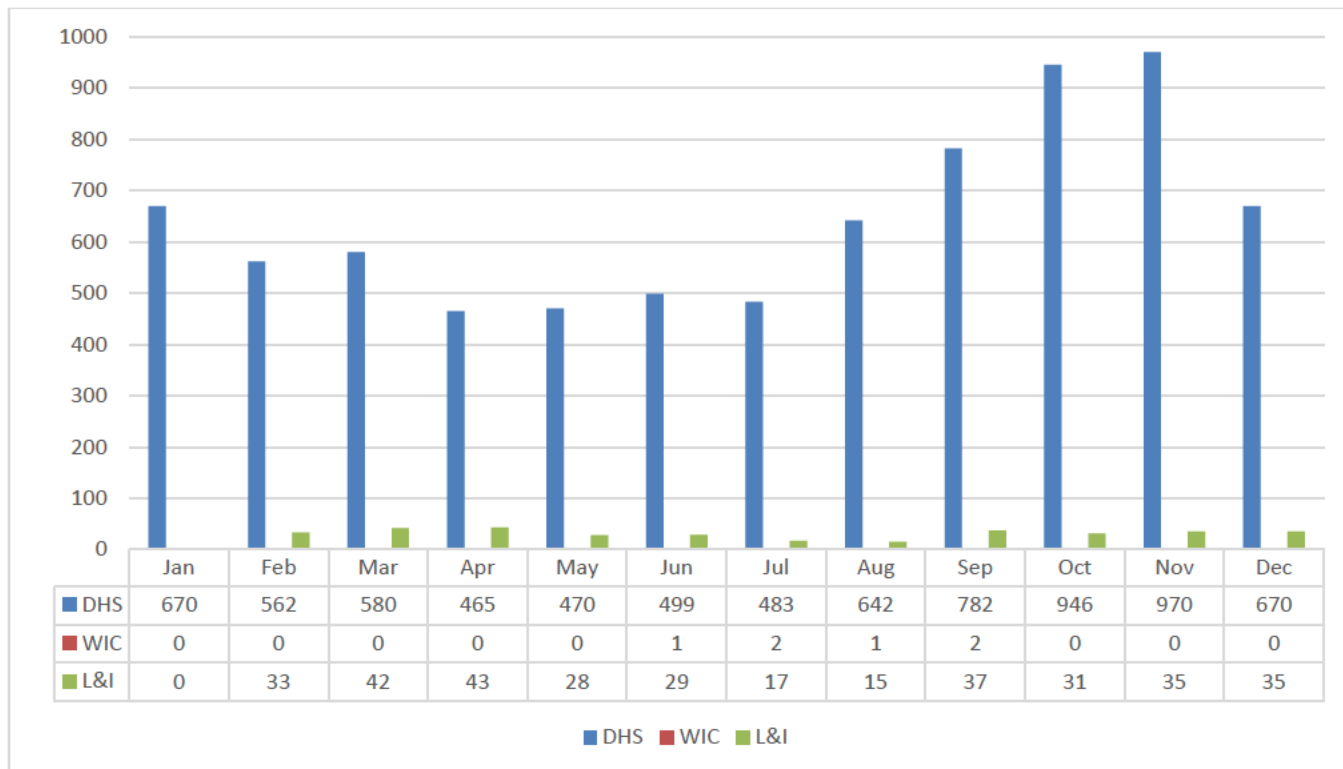
| <b>Code</b> | <b>Agency</b>  |   | <b>Applications</b> |
|-------------|--|---|---------------------|
| Agency A    | WIC  | Women, Infant and Children Nutrition Clinics  | 884                 |
| Agency B    | Agencies Serving People with Disabilities and County MH/ID Offices | Blindness and Visual Services (BVS) district offices; BVS Contractors; Centers for Independent Living; State Mental Health Centers; State Mental Health Hospitals; Office of Vocational Rehabilitation district offices; County Mental Health and Intellectual Disabilities | 407                 |
| Agency C    | CAO  | County Assistance Office  | 36,440              |
| Agency D    | COOC   | Clerk of Orphans' Courts  | 389                 |
| Agency 1    | Children and Youth   | Children and Youth, Children and Early Learning Organizations   | 51                  |
| Agency 2    | AAA  | Area Agencies on Aging  | 301                 |
| Agency 3    | Health Care  | Health Care not for profit, Health Care-managed care and other for-profit organizations   | 664                 |
| Agency 4    | SSHE/Special Education Programs                                    | Student Disability Services Offices at Universities within the State System of Higher Education; Bureau of Special Education  | 61                  |
| Agency 5    | Para-transit   | Para-transit providers  | 119                 |
|             | Recruitment Centers  | Armed Services Recruitment Centers  | 8                   |
|             | Voter Registration Drives  | Organizations submitting voter applications other than government agencies  | 59,228              |
|             | PennDOT COA transfers  | Change of address from PennDOT  | 641,615             |

Total Agency Voter Registration from 2014 and 2018



[intentionally left blank]

### Total Agency Voter Registration through Online Services (1.1.2018 – 12.31.2018)



### Pennsylvania Department of Transportation

Since 1995, the Pennsylvania Department of Transportation (PennDOT) has played an integral role in the voter registration process. This is also known as the “Motor Voter” registration process. In 2003, the process became electronic. The Motor Voter process provides Commonwealth citizens with an opportunity to apply to register to vote while receiving or renewing their driver’s license or photo ID at a PennDOT center as well as the opportunity to update their registration in-person and online. The voter registration applications can be grouped into two main groups: 1) Initial applications (otherwise known as new applications); 2) Change of Address applications (otherwise known as change applications).

#### Application Process to Register to Vote at a PennDOT Center

- PennDOT customers visit a photo license center with a driver’s license application card provided by PennDOT. The application card contains a printed two-dimensional bar code. The bar code is scanned and the computer system determines the customer’s age. It then determines which customers will be at least 18 years old by the date of the next election and asks if the customer wishes to apply to register to vote;
- The program is designed to ask customers if they are currently registered to vote. If not, they are provided the opportunity to apply to register;
- Customers must confirm that they are U.S. citizens and qualified to register in the Commonwealth;
- Customers who choose to apply to register to vote are asked to confirm their county of residence and indicate a party preference. The customer is asked for optional information (telephone number and race);



- Customers are advised of the penalty for furnishing false information and are asked to sign a declaration that the information they have provided is true and correct to the best of their knowledge;
- Customers are provided a receipt indicating pertinent information about their voter registration application, including the date on which they applied at the photo license center. The receipt instructs customers to contact their county voter registration office if they do not receive a voter identification card within two weeks.

The completed applications are transmitted electronically by PennDOT's contracted vendor to the Department, which in turn forwards the applications to each county voter registration office via the SURE system. In 2018, 246,945 initial applications and 641,615 change of address applications were sent to county election officials.

## Online Voter Registration

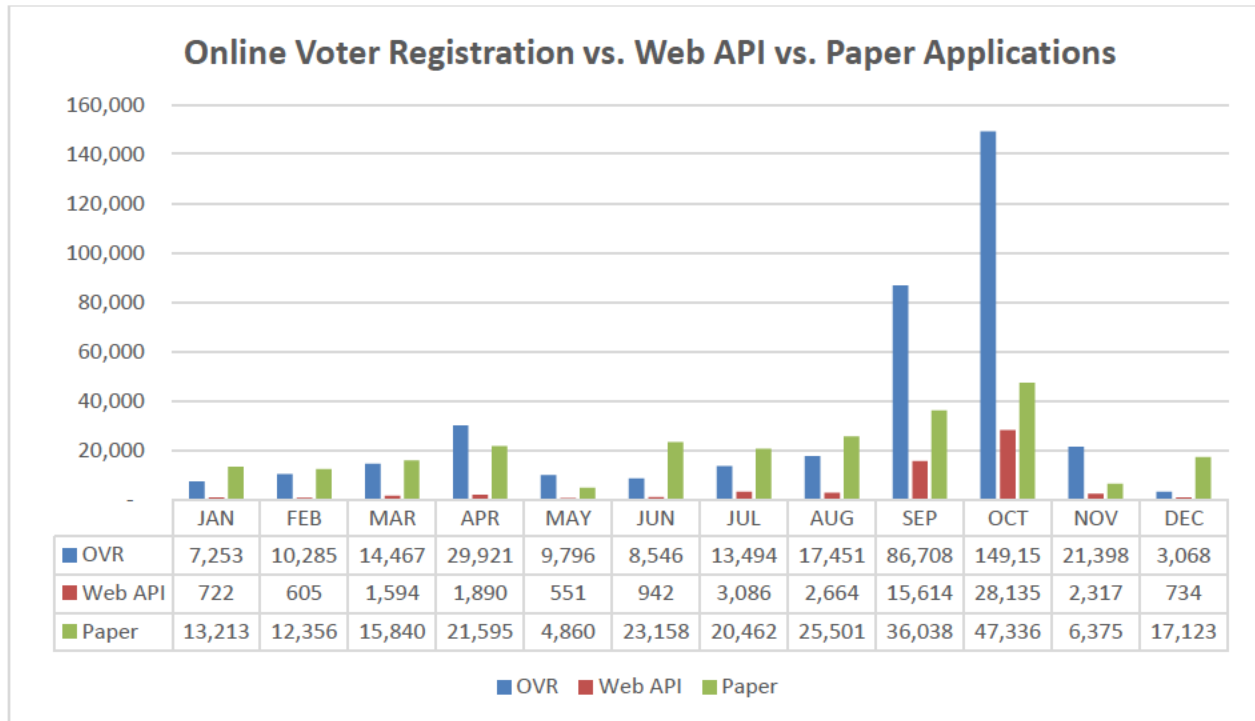
---

The Pennsylvania Online Voter Registration (OVR) Application was deployed on August 27, 2015. The OVR application provides residents of Pennsylvania with the opportunity to register to vote or change an existing voter registration online and electronically submit voter registration data to their county voter registration office for processing. The Department actively engaged election stakeholders outside of the Department, such as county election directors, the elections advocacy community, and Pennsylvania citizens. In an effort to ensure that the final product would be universally useable, DOS engaged the Center for Civic Design to review the text and the logical flow of information. The Center also field tested the application in an urban and a rural community. This highly interactive development process results in a better product overall and one that has been embraced by Pennsylvania voters in overwhelming numbers as seen in usage numbers.

As of December 31, 2018, approximately 371,542 voter registration applications were submitted through the OVR application, including 217,432 new applications. During this same period of time, a total of 154,110 new paper applications were submitted to the county voter registration offices.

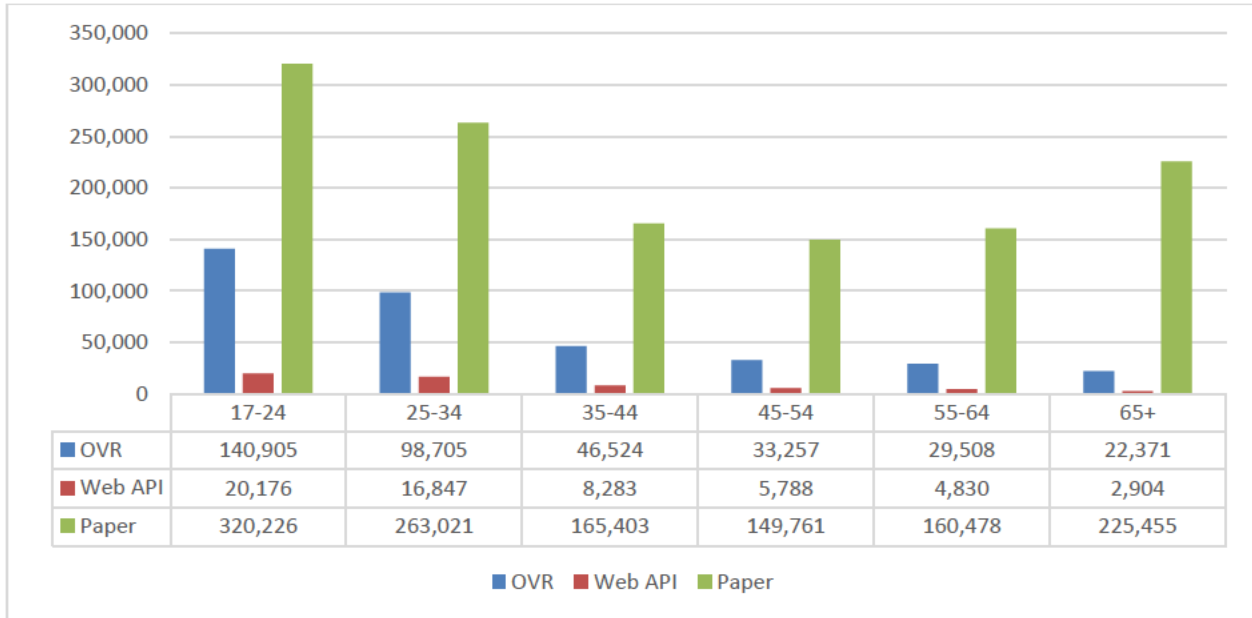
[intentionally left blank]

Online Voter Registration v. Web API and Paper Registration (1.1.2018 – 12.31.2018)



[intentionally left blank]

## Demographics of Voter Registration (1.1.2018 – 12.31.2018)



**Note: Application demographic information may appear to not equal total applications due to the timing of data generation for the annual report.**

## Voter Hall of Fame

The Pennsylvania Voter Hall of Fame program is administered by the Department of State, Division of Elections and Voter Registration. The program was established to promote awareness and encourage all Pennsylvanians to exercise their right to vote. The Voter Hall of Fame publicly honors Pennsylvanians who have voted in at least 50 consecutive November elections. The inductees serve as ambassadors in their communities – they lead by example, encouraging participation in the electoral process.

In 2018, the Department inducted 612 citizens from 12 counties into the *Pennsylvania Voter Hall of Fame*. The 612 new members bring total membership to 23,166, with the membership spanning all 67 counties throughout the Commonwealth. As an ongoing recognition, the Department maintains a display on the third floor of the North Office Building in Harrisburg.

## Statewide Uniform Registry of Electors (SURE)

---

SURE is the centralized voter registration and election management system designed to ensure the accuracy and integrity of the Commonwealth's voter registration records maintained by the election authorities in Pennsylvania's 67 counties. The SURE system is a platform that supports the critical functions of the Commonwealth's elections — from determining voter eligibility to maintaining precinct data to producing poll books. A centralized, uniform registry that is accessible to all county offices greatly enhances the overall accuracy and integrity of the voter registration rolls and the resulting quality of voter services.

### SURE Applications

---

#### SURE Voter Registration (SURE VR)

---

The SURE VR application is used by counties to process and maintain voter registration records and to perform a number of election-related tasks, including the management of vote history, absentee ballots, poll books, election related reports, and voter registration correspondence to voters.

### SURE Portals

---

#### *Public Portal*

---

Voters can access the SURE Public Portal through the Department of State website where the department offers them the ability to register to vote online, check their voter registration status, locate their polling place, and retrieve electronic balloting materials for Uniform Military & Overseas Voters Act (UMOVA) qualified voters.

#### *County Portal*

---

The SURE County Portal provides counties with voter search, provisional ballot processing/certification, and other basic capabilities through a standard web browser rather than the specialized equipment required to access SURE VR. Counties can use the portal for seasonal and temporary staff who may need to access basic SURE functionality around an election day or other busy period of time. Additionally, counties use the portal to upload election results, certify election results, and certify voter registration statistics.

#### *Agency Portal*

---

The agency portal is used by Department of State personnel to manage elections and campaign finance data. The Department uses the portal to maintain and retrieve the archive of historic election results by the precinct and county, manage nomination petitions, and manage campaign finance records.

#### *Kiosk*

---

The kiosk is a public portal which is accessed through terminals located in county election offices and at the Department of State. These portals allow the public to electronically submit voter registration applications, submit changes to their current registration, and search public state-wide voter registration rolls.

### *Web Application Programming Interface (Web API)*

---

A Web Application Programming Interface (Web API) was developed for individuals and organizations such as Rock the Vote who wish to develop a website designed to gather voter registration application data during voter registration drives. The Web API application contains the information these organizations need in order to submit voter registration applications in an electronic format versus submitting paper applications. This tool also interacts with PennDOT to capture signatures for valid driver's licenses and sends the Pending Missing Signature correspondence as necessary. A rigorous certification process managed by the Department of State ensures the individuals or organizations wishing to use the Web API tool meet DOS identified testing standards prior to their Web API account being approved.

---

## *Annual Report Data Appendices*

---

# *Appendix A*

Voter registration figures by county and political party as of December 31, 2018.

COMMONWEALTH OF PENNSYLVANIA  
POLITICAL PARTY REGISTRATION - DECEMBER 31, 2018

| County Name | Democratic | Republican | Green | Libertarian | Other   | Total   | County Name         | Democratic       | Republican       | Green         | Libertarian   | Other            | Total            |
|-------------|------------|------------|-------|-------------|---------|---------|---------------------|------------------|------------------|---------------|---------------|------------------|------------------|
| ADAMS       | 19,576     | 36,749     | 92    | 442         | 10,328  | 67,187  | LACKAWANNA          | 83,723           | 41,116           | 203           | 535           | 13,081           | 138,658          |
| ALLEGHENY   | 552,253    | 263,026    | 1,265 | 5,000       | 129,651 | 951,195 | LANCASTER           | 107,143          | 169,908          | 490           | 2,056         | 51,008           | 330,605          |
| ARMSTRONG   | 14,351     | 22,273     | 34    | 240         | 4,456   | 41,354  | LAWRENCE            | 24,256           | 22,894           | 30            | 244           | 5,587            | 53,011           |
| BEAVER      | 53,983     | 40,534     | 80    | 541         | 12,891  | 108,029 | LEBANON             | 26,274           | 46,894           | 105           | 492           | 12,118           | 85,883           |
| BEDFORD     | 7,870      | 20,661     | 20    | 130         | 2,859   | 31,540  | LEHIGH              | 113,484          | 79,629           | 321           | 1,347         | 39,160           | 233,941          |
| BERKS       | 111,914    | 98,185     | 396   | 1,521       | 36,703  | 248,719 | LUZERNE             | 106,229          | 76,218           | 361           | 1,006         | 23,657           | 207,471          |
| BLAIR       | 22,397     | 44,242     | 81    | 383         | 8,976   | 76,079  | LYCOMING            | 20,512           | 37,582           | 63            | 318           | 8,491            | 66,966           |
| BRADFORD    | 9,304      | 21,419     | 50    | 204         | 4,279   | 35,256  | McKEAN              | 6,475            | 13,554           | 29            | 143           | 3,066            | 23,267           |
| BUCKS       | 196,447    | 186,111    | 641   | 2,864       | 72,028  | 458,091 | MERCER              | 29,117           | 30,725           | 66            | 319           | 8,421            | 68,648           |
| BUTLER      | 39,321     | 68,519     | 110   | 737         | 16,423  | 125,110 | MIFFLIN             | 6,787            | 15,290           | 20            | 130           | 2,524            | 24,751           |
| CAMBRIA     | 41,023     | 33,698     | 81    | 317         | 8,203   | 83,322  | MONROE              | 50,832           | 36,231           | 154           | 646           | 20,621           | 108,484          |
| CAMERON     | 1,022      | 1,523      | 4     | 13          | 351     | 2,913   | MONTGOMERY          | 274,614          | 206,778          | 737           | 3,136         | 85,793           | 571,058          |
| CARBON      | 17,927     | 18,690     | 60    | 250         | 6,290   | 43,217  | MONTOUR             | 4,665            | 6,391            | 18            | 79            | 2,072            | 13,225           |
| CENTRE      | 44,627     | 42,743     | 165   | 695         | 19,283  | 107,513 | NORTHAMPTON         | 93,995           | 72,344           | 305           | 1,287         | 36,692           | 204,623          |
| CHESTER     | 141,812    | 152,821    | 502   | 2,016       | 61,079  | 358,230 | NORTHUMBERLAND      | 19,175           | 26,683           | 83            | 288           | 6,576            | 52,805           |
| CLARION     | 7,328      | 12,953     | 20    | 91          | 2,546   | 22,938  | PERRY               | 6,799            | 18,087           | 29            | 188           | 3,414            | 28,517           |
| CLEARFIELD  | 16,287     | 24,016     | 39    | 228         | 5,010   | 45,580  | PH LADELPHIA        | 805,076          | 116,491          | 1,472         | 3,090         | 118,373          | 1,044,502        |
| CLINTON     | 7,841      | 9,879      | 27    | 101         | 2,480   | 20,328  | PIKE                | 13,209           | 17,420           | 61            | 262           | 7,915            | 38,867           |
| COLUMBIA    | 13,780     | 17,723     | 39    | 243         | 5,328   | 37,113  | POTTER              | 2,453            | 6,842            | 13            | 61            | 1,016            | 10,385           |
| CRAWFORD    | 18,426     | 27,647     | 54    | 269         | 6,136   | 52,532  | SCHUYLKILL          | 31,591           | 43,935           | 113           | 445           | 9,923            | 86,007           |
| CUMBERLAND  | 58,333     | 86,974     | 287   | 1,172       | 26,613  | 173,379 | SNYDER              | 5,246            | 13,549           | 22            | 165           | 2,560            | 21,542           |
| DAUPHIN     | 81,675     | 72,594     | 240   | 946         | 25,469  | 180,924 | SOMERSET            | 15,475           | 26,955           | 30            | 191           | 4,357            | 47,008           |
| DELAWARE    | 189,299    | 162,123    | 434   | 1,493       | 50,534  | 403,883 | SULLIVAN            | 1,459            | 2,454            | 6             | 21            | 431              | 4,371            |
| ELK         | 8,194      | 8,430      | 18    | 71          | 1,979   | 18,692  | SUSQUEHANNA         | 7,152            | 14,554           | 48            | 126           | 3,056            | 24,936           |
| ERIE        | 96,866     | 68,490     | 319   | 1,040       | 25,265  | 191,980 | TIOGA               | 6,064            | 15,306           | 37            | 134           | 2,961            | 24,502           |
| FAYETTE     | 41,253     | 27,058     | 60    | 285         | 6,640   | 75,296  | UNION               | 7,319            | 12,724           | 34            | 112           | 3,941            | 24,130           |
| FOREST      | 1,223      | 1,764      | 2     | 12          | 327     | 3,328   | VENANGO             | 10,195           | 17,280           | 41            | 215           | 3,741            | 31,472           |
| FRANKLIN    | 23,559     | 54,450     | 84    | 496         | 12,622  | 91,211  | WARREN              | 10,071           | 15,407           | 49            | 152           | 4,526            | 30,205           |
| FULTON      | 2,180      | 5,710      | 8     | 50          | 838     | 8,786   | WASHINGTON          | 66,637           | 58,175           | 113           | 719           | 15,885           | 141,529          |
| GREENE      | 11,320     | 8,511      | 47    | 69          | 2,013   | 21,960  | WAYNE               | 9,372            | 17,721           | 62            | 181           | 4,924            | 32,260           |
| HUNTINGDON  | 7,680      | 15,808     | 42    | 86          | 2,516   | 26,132  | WESTMORELAND        | 109,894          | 107,675          | 195           | 1,303         | 28,290           | 247,357          |
| INDIANA     | 19,032     | 24,057     | 59    | 233         | 6,079   | 49,460  | WYOMING             | 5,225            | 9,712            | 33            | 80            | 1,886            | 16,936           |
| JEFFERSON   | 8,960      | 17,354     | 29    | 152         | 3,272   | 29,767  | YORK                | 104,513          | 152,517          | 479           | 2,173         | 47,082           | 306,764          |
| JUNIATA     | 3,528      | 8,430      | 14    | 47          | 1,299   | 13,318  | <b>PENNSYLVANIA</b> | <b>4,075,622</b> | <b>3,254,206</b> | <b>11,225</b> | <b>44,081</b> | <b>1,163,914</b> | <b>8,549,048</b> |



# *Appendix B*

Voter registration totals from 2017-2018

Dem: Democratic Party

Rep: Republican Party

% Diff: Increase or Decrease in Party registration

COMMONWEALTH OF PENNSYLVANIA  
COMPARISON OF VOTER REGISTRATION TOTALS  
JANUARY 2017 - DECEMBER 2018

| COUNTY NAME | DEMOCRATIC  |             |           | REPUBLICAN  |             |           |
|-------------|-------------|-------------|-----------|-------------|-------------|-----------|
|             | DEM<br>2017 | DEM<br>2018 | %<br>DIFF | REP<br>2017 | REP<br>2018 | %<br>DIFF |
| ADAMS       | 19,202      | 19,576      | -0.02     | 35,724      | 36,749      | -0.03     |
| ALLEGHENY   | 535,850     | 552,253     | -0.03     | 258,109     | 263,026     | -0.02     |
| ARMSTRONG   | 14,746      | 14,351      | 0.03      | 21,810      | 22,273      | -0.02     |
| BEAVER      | 55,471      | 53,983      | 0.03      | 40,113      | 40,534      | -0.01     |
| BEDFORD     | 7,777       | 7,870       | -0.01     | 19,621      | 20,661      | -0.05     |
| BERKS       | 113,473     | 111,914     | 0.01      | 98,410      | 98,185      | 0.00      |
| BLAIR       | 22,531      | 22,397      | 0.01      | 43,444      | 44,242      | -0.02     |
| BRADFORD    | 9,746       | 9,304       | 0.05      | 21,714      | 21,419      | 0.01      |
| BUCKS       | 190,566     | 196,447     | -0.03     | 183,218     | 186,111     | -0.02     |
| BUTLER      | 39,763      | 39,321      | 0.01      | 68,277      | 68,519      | 0.00      |
| CAMBRIA     | 41,966      | 41,023      | 0.02      | 32,163      | 33,698      | -0.05     |
| CAMERON     | 1,055       | 1,022       | 0.03      | 1,520       | 1,523       | 0.00      |
| CARBON      | 18,123      | 17,927      | 0.01      | 18,083      | 18,690      | -0.03     |
| CENTRE      | 44,412      | 44,627      | 0.00      | 43,319      | 42,743      | 0.01      |
| CHESTER     | 133,954     | 141,812     | -0.06     | 151,267     | 152,821     | -0.01     |
| CLARION     | 7,451       | 7,328       | 0.02      | 12,690      | 12,953      | -0.02     |
| CLEARFIELD  | 17,368      | 16,287      | 0.07      | 23,827      | 24,016      | -0.01     |
| CLINTON     | 8,913       | 7,841       | 0.14      | 10,297      | 9,879       | 0.04      |
| COLUMBIA    | 14,618      | 13,780      | 0.06      | 17,723      | 17,723      | 0.00      |
| CRAWFORD    | 18,606      | 18,426      | 0.01      | 27,196      | 27,647      | -0.02     |
| CUMBERLAND  | 55,741      | 58,333      | -0.04     | 85,108      | 86,974      | -0.02     |
| DAUPHIN     | 81,883      | 81,675      | 0.00      | 73,744      | 72,594      | 0.02      |
| DELAWARE    | 180,025     | 189,299     | -0.05     | 162,924     | 162,123     | 0.00      |
| ELK         | 8,766       | 8,194       | 0.07      | 8,284       | 8,430       | -0.02     |
| ERIE        | 96,698      | 96,866      | 0.00      | 67,478      | 68,490      | -0.01     |
| FAYETTE     | 44,020      | 41,253      | 0.07      | 26,342      | 27,058      | -0.03     |
| FOREST      | 1,246       | 1,223       | 0.02      | 1,751       | 1,764       | -0.01     |
| FRANKLIN    | 23,822      | 23,559      | 0.01      | 53,859      | 54,450      | -0.01     |
| FULTON      | 2,373       | 2,180       | 0.09      | 5,713       | 5,710       | 0.00      |
| GREENE      | 11,627      | 11,320      | 0.03      | 8,058       | 8,511       | -0.05     |
| HUNTINGDON  | 9,074       | 7,680       | 0.18      | 17,487      | 15,808      | 0.11      |
| INDIANA     | 19,881      | 19,032      | 0.04      | 24,070      | 24,057      | 0.00      |
| JEFFERSON   | 9,190       | 8,960       | 0.03      | 17,070      | 17,354      | -0.02     |
| JUNIATA     | 3,790       | 3,528       | 0.07      | 8,390       | 8,430       | 0.00      |
| LACKAWANNA  | 86,233      | 83,723      | 0.03      | 41,626      | 41,116      | 0.01      |
| LANCASTER   | 102,185     | 107,143     | -0.05     | 167,608     | 169,908     | -0.01     |
| LAWRENCE    | 25,551      | 24,256      | 0.05      | 22,748      | 22,894      | -0.01     |
| LEBANON     | 25,862      | 26,274      | -0.02     | 46,133      | 46,894      | -0.02     |

COMMONWEALTH OF PENNSYLVANIA  
COMPARISON OF VOTER REGISTRATION TOTALS  
JANUARY 2017 - DECEMBER 2018

| COUNTY NAME         | DEMOCRATIC       |                  |              | REPUBLICAN       |                  |              |
|---------------------|------------------|------------------|--------------|------------------|------------------|--------------|
|                     | DEM<br>2017      | DEM<br>2018      | %<br>DIFF    | REP<br>2017      | REP<br>2018      | %<br>DIFF    |
| LEHIGH              | 110,114          | 113,484          | -0.03        | 78,338           | 79,629           | -0.02        |
| LUZERNE             | 106,384          | 106,229          | 0.00         | 74,460           | 76,218           | -0.02        |
| LYCOMING            | 21,132           | 20,512           | 0.03         | 37,410           | 37,582           | 0.00         |
| MCKEAN              | 6,770            | 6,475            | 0.05         | 13,650           | 13,554           | 0.01         |
| MERCER              | 30,487           | 29,117           | 0.05         | 30,925           | 30,725           | 0.01         |
| MIFFLIN             | 7,491            | 6,787            | 0.10         | 15,651           | 15,290           | 0.02         |
| MONROE              | 52,176           | 50,832           | 0.03         | 36,707           | 36,231           | 0.01         |
| MONTGOMERY          | 263,038          | 274,614          | -0.04        | 206,220          | 206,778          | 0.00         |
| MONTOUR             | 4,696            | 4,665            | 0.01         | 6,278            | 6,391            | -0.02        |
| NORTHAMPTON         | 93,497           | 93,995           | -0.01        | 71,672           | 72,344           | -0.01        |
| NORTHUMBERLAND      | 19,304           | 19,175           | 0.01         | 26,217           | 26,683           | -0.02        |
| PERRY               | 6,839            | 6,799            | 0.01         | 17,769           | 18,087           | -0.02        |
| PHILADELPHIA        | 796,368          | 805,076          | -0.01        | 116,919          | 116,491          | 0.00         |
| PIKE                | 14,122           | 13,209           | 0.07         | 18,212           | 17,420           | 0.05         |
| POTTER              | 2,632            | 2,453            | 0.07         | 6,936            | 6,842            | 0.01         |
| SCHUYLKILL          | 31,863           | 31,591           | 0.01         | 43,113           | 43,935           | -0.02        |
| SNYDER              | 5,198            | 5,246            | -0.01        | 13,417           | 13,549           | -0.01        |
| SOMERSET            | 15,794           | 15,475           | 0.02         | 26,176           | 26,955           | -0.03        |
| SULLIVAN            | 1,471            | 1,459            | 0.01         | 2,380            | 2,454            | -0.03        |
| SUSQUEHANNA         | 7,547            | 7,152            | 0.06         | 14,735           | 14,554           | 0.01         |
| TIOGA               | 6,949            | 6,064            | 0.15         | 15,992           | 15,306           | 0.04         |
| UNION               | 7,145            | 7,319            | -0.02        | 12,459           | 12,724           | -0.02        |
| VENANGO             | 10,275           | 10,195           | 0.01         | 17,045           | 17,280           | -0.01        |
| WARREN              | 10,233           | 10,071           | 0.02         | 15,151           | 15,407           | -0.02        |
| WASHINGTON          | 67,346           | 66,637           | 0.01         | 56,491           | 58,175           | -0.03        |
| WAYNE               | 9,613            | 9,372            | 0.03         | 17,826           | 17,721           | 0.01         |
| WESTMORELAND        | 110,977          | 109,894          | 0.01         | 104,594          | 107,675          | -0.03        |
| WYOMING             | 5,243            | 5,225            | 0.00         | 9,603            | 9,712            | -0.01        |
| YORK                | 102,535          | 104,513          | -0.02        | 149,022          | 152,517          | -0.02        |
| <b>PENNSYLVANIA</b> | <b>4,030,797</b> | <b>4,075,622</b> | <b>-0.01</b> | <b>3,222,286</b> | <b>3,254,206</b> | <b>-0.01</b> |

## *Appendix C*

Data for the various voter registration methods.

Total registration applications (both agency and non-agency sources) includes:

- New Registration applications
- Changes of address applications (out of county)
- Changes of name or party applications

New registration applications (both agency and non-agency sources) includes:

- only apps for new voters

### Legend for Appendix C

| Code     | Agency   | Description   |
|----------|--|---|
| Agency A | WIC  | Women, Infant and Children Nutrition Clinics  |
| Agency B | Agencies Service People with Disabilities and County MH/ID Offices | Blindness and Visual Services (BVS) district offices;<br>BVS Contractors;<br>Centers for Independent Living;<br>State Mental Health Centers;<br>State Mental Health Hospitals;<br>Office of Vocational Rehabilitation district offices;<br>County Mental Health and Intellectual Disabilities |
| Agency C | CAO  | County Assistance Office  |
| Agency D | COOC   | Clerk of Orphans' Courts  |
| Agency 1 | Children and Youth   | Children and Youth, Children and Early Learning Organizations   |
| Agency 2 | AAA  | Area Agencies on Aging  |
| Agency 3 | Health Care  | Health Care not for profit, Health Care-managed care and other for-profit organizations   |
| Agency 4 | SSHE/Special Education Programs                                    | Student Disability Services Offices at Universities within the State System of High Education;<br>Bureau of Special Education   |
| Agency 5 | Para-transit   | Para-transit providers  |
|          | Recruitment Centers  | Armed Services Recruitment Centers  |
|          | Voter Registration Drives  | Organizations submitting voter applications other than government agencies  |
|          | PennDOT COA Transfers  | Changes of address from PennDOT   |

COMMONWEALTH OF PENNSYLVANIA  
TOTAL VOTER REGISTRATION APPLICATIONS BY NON-AGENCY SOURCES IN 2018

| COUNTY NAME | In Person | PennDOT | Mail   | Rcrtmnt Centers | VR Drives | PennDOT COA (Transfers) | Other (Transfers) |
|-------------|-----------|---------|--------|-----------------|-----------|-------------------------|-------------------|
| ADAMS       | 55        | 2,406   | 1,006  | 0               | 223       | 4,364                   | 1                 |
| ALLEGHENY   | 702       | 22,664  | 10,869 | 0               | 12,973    | 63,014                  | 846               |
| ARMSTRONG   | 165       | 1,231   | 369    | 0               | 1         | 2,911                   | 78                |
| BEAVER      | 300       | 3,017   | 1,156  | 0               | 492       | 7,772                   | 288               |
| BEDFORD     | 174       | 671     | 345    | 0               | 1         | 2,105                   | 13                |
| BERKS       | 285       | 9,095   | 2,843  | 0               | 3,796     | 22,959                  | 968               |
| BLAIR       | 148       | 1,902   | 1,147  | 0               | 0         | 6,217                   | 185               |
| BRADFORD    | 106       | 1,110   | 351    | 0               | 1         | 2,358                   | 68                |
| BUCKS       | 171       | 14,659  | 6,303  | 3               | 484       | 26,132                  | 712               |
| BUTLER      | 55        | 3,857   | 1,367  | 0               | 577       | 8,780                   | 82                |
| CAMBRIA     | 130       | 1,975   | 1,080  | 4               | 34        | 6,511                   | 140               |
| CAMERON     | 51        | 75      | 21     | 0               | 13        | 272                     | 8                 |
| CARBON      | 0         | 1,264   | 680    | 0               | 4         | 3,300                   | 15                |
| CENTRE      | 114       | 2,788   | 1,200  | 0               | 5,249     | 6,126                   | 621               |
| CHESTER     | 370       | 11,564  | 3,783  | 0               | 3,523     | 24,469                  | 73                |
| CLARION     | 309       | 496     | 193    | 0               | 0         | 1,345                   | 89                |
| CLEARFIELD  | 112       | 1,272   | 435    | 0               | 1         | 4,076                   | 154               |
| CLINTON     | 86        | 585     | 420    | 0               | 2         | 1,667                   | 39                |
| COLUMBIA    | 101       | 996     | 762    | 0               | 0         | 3,313                   | 39                |
| CRAWFORD    | 172       | 1,245   | 810    | 0               | 1         | 4,545                   | 0                 |
| CUMBERLAND  | 422       | 5,240   | 2,275  | 0               | 842       | 12,582                  | 385               |
| DAUPHIN     | 148       | 6,690   | 2,354  | 0               | 1,505     | 20,223                  | 50                |
| DELAWARE    | 125       | 9,992   | 8,205  | 0               | 1,269     | 25,222                  | 503               |
| ELK         | 68        | 499     | 152    | 0               | 62        | 1,295                   | 38                |
| ERIE        | 498       | 4,736   | 2,190  | 0               | 976       | 13,606                  | 5                 |
| FAYETTE     | 371       | 2,801   | 917    | 1               | 13        | 6,982                   | 178               |
| FOREST      | 41        | 78      | 21     | 0               | 0         | 229                     | 1                 |
| FRANKLIN    | 309       | 3,367   | 778    | 0               | 105       | 7,099                   | 207               |
| FULTON      | 63        | 262     | 78     | 0               | 0         | 500                     | 1                 |
| GREENE      | 151       | 671     | 246    | 0               | 7         | 1,383                   | 96                |
| HUNTINGDON  | 302       | 729     | 595    | 0               | 16        | 2,283                   | 30                |
| INDIANA     | 488       | 1,075   | 616    | 0               | 1         | 3,308                   | 3                 |
| JEFFERSON   | 42        | 729     | 398    | 0               | 0         | 1,831                   | 7                 |
| JUNIATA     | 191       | 339     | 136    | 0               | 2         | 1,072                   | 18                |

| COUNTY NAME         | In Person     | PennDOT        | Mail           | Rcrtmnt Centers | VR Drives     | PennDOT COA (Transfers) | Other (Transfers) |
|---------------------|---------------|----------------|----------------|-----------------|---------------|-------------------------|-------------------|
| LACKAWANNA          | 361           | 3,199          | 1,251          | 0               | 475           | 9,885                   | 227               |
| LANCASTER           | 327           | 9,630          | 6,136          | 0               | 161           | 30,430                  | 478               |
| LAWRENCE            | 3             | 1,405          | 1,005          | 0               | 0             | 3,803                   | 3                 |
| LEBANON             | 13            | 3,004          | 1,486          | 0               | 67            | 8,433                   | 120               |
| LEHIGH              | 208           | 9,229          | 3,916          | 0               | 2,143         | 20,115                  | 502               |
| LUZERNE             | 162           | 4,141          | 2,231          | 0               | 499           | 13,036                  | 21                |
| LYCOMING            | 197           | 1,843          | 871            | 0               | 59            | 5,627                   | 267               |
| MCKEAN              | 77            | 641            | 204            | 0               | 0             | 2,205                   | 95                |
| MERCER              | 210           | 1,691          | 680            | 0               | 354           | 4,423                   | 731               |
| MIFFLIN             | 106           | 899            | 385            | 0               | 2             | 2,328                   | 3                 |
| MONROE              | 438           | 4,845          | 819            | 0               | 1,045         | 7,742                   | 3                 |
| MONTGOMERY          | 305           | 15,479         | 7,767          | 0               | 673           | 35,553                  | 588               |
| MONTOUR             | 47            | 541            | 198            | 0               | 0             | 7,968                   | 6                 |
| NORTHAMPTON         | 546           | 7,334          | 3,209          | 0               | 1,712         | 14,938                  | 407               |
| NORTHUMBERLAND      | 3             | 1,367          | 314            | 0               | 1             | 4,480                   | 9                 |
| PERRY               | 115           | 857            | 565            | 0               | 1             | 2,313                   | 0                 |
| PHILADELPHIA        | 435           | 29,871         | 14,999         | 0               | 17,500        | 90,350                  | 225               |
| PIKE                | 83            | 1,787          | 534            | 0               | 99            | 2,298                   | 24                |
| POTTER              | 48            | 277            | 105            | 0               | 0             | 756                     | 72                |
| SCHUYLKILL          | 247           | 2,217          | 715            | 0               | 170           | 6,175                   | 65                |
| SNYDER              | 119           | 460            | 197            | 0               | 52            | 1,657                   | 20                |
| SOMERSET            | 165           | 1,275          | 491            | 0               | 103           | 3,825                   | 83                |
| SULLIVAN            | 90            | 134            | 3              | 0               | 0             | 257                     | 0                 |
| SUSQUEHANNA         | 0             | 736            | 371            | 0               | 0             | 1,429                   | 54                |
| TIOGA               | 177           | 788            | 335            | 0               | 0             | 1,921                   | 78                |
| UNION               | 157           | 614            | 290            | 0               | 4             | 1,525                   | 101               |
| VENANGO             | 157           | 775            | 212            | 0               | 14            | 2,425                   | 56                |
| WARREN              | 208           | 683            | 170            | 0               | 109           | 1,935                   | 75                |
| WASHINGTON          | 187           | 3,768          | 1,962          | 0               | 375           | 9,241                   | 8                 |
| WAYNE               | 154           | 1,153          | 259            | 0               | 60            | 1,972                   | 45                |
| WESTMORELAND        | 186           | 6,375          | 2,882          | 0               | 755           | 16,375                  | 712               |
| WYOMING             | 77            | 452            | 179            | 0               | 18            | 1,183                   | 3                 |
| YORK                | 379           | 9,395          | 3,572          | 0               | 604           | 25,161                  | 590               |
| <b>PENNSYLVANIA</b> | <b>12,812</b> | <b>246,945</b> | <b>112,414</b> | <b>8</b>        | <b>59,228</b> | <b>641,615</b>          | <b>11,612</b>     |

COMMONWEALTH OF PENNSYLVANIA  
TOTAL VOTER REGISTRATION APPLICATIONS BY PUBLIC ASSISTANCE AGENCIES IN 2018  
(for more information on agency voter registration applications see page 27)

| COUNTY NAME | Agency A | Agency B | Agency C | Agency D | Agency 1 | Agency 2 | Agency 3 | Agency 4 | Agency 5 | Agency Total |
|-------------|----------|----------|----------|----------|----------|----------|----------|----------|----------|--------------|
| ADAMS       | 20       | 0        | 148      | 3        | 0        | 6        | 0        | 0        | 0        | 177          |
| ALLEGHENY   | 85       | 40       | 3,842    | 17       | 10       | 40       | 23       | 17       | 13       | 4,087        |
| ARMSTRONG   | 2        | 0        | 204      | 1        | 0        | 6        | 6        | 0        | 1        | 220          |
| BEAVER      | 13       | 12       | 471      | 82       | 0        | 3        | 0        | 0        | 0        | 581          |
| BEDFORD     | 6        | 2        | 70       | 0        | 0        | 0        | 0        | 0        | 0        | 78           |
| BERKS       | 11       | 8        | 1,465    | 38       | 0        | 2        | 0        | 11       | 16       | 1,551        |
| BLAIR       | 10       | 3        | 285      | 0        | 0        | 0        | 0        | 0        | 0        | 298          |
| BRADFORD    | 0        | 0        | 66       | 0        | 0        | 1        | 0        | 0        | 0        | 67           |
| BUCKS       | 2        | 8        | 648      | 16       | 4        | 2        | 18       | 0        | 3        | 701          |
| BUTLER      | 0        | 2        | 256      | 6        | 1        | 5        | 0        | 0        | 1        | 271          |
| CAMBRIA     | 2        | 3        | 256      | 0        | 0        | 0        | 0        | 0        | 0        | 261          |
| CAMERON     | 7        | 1        | 30       | 0        | 0        | 0        | 0        | 0        | 0        | 38           |
| CARBON      | 4        | 2        | 172      | 0        | 0        | 2        | 0        | 0        | 1        | 181          |
| CENTRE      | 1        | 1        | 146      | 43       | 0        | 1        | 3        | 0        | 2        | 197          |
| CHESTER     | 23       | 5        | 602      | 15       | 0        | 6        | 22       | 2        | 0        | 675          |
| CLARION     | 3        | 4        | 114      | 10       | 0        | 0        | 0        | 0        | 0        | 131          |
| CLEARFIELD  | 9        | 0        | 222      | 0        | 2        | 3        | 1        | 5        | 0        | 242          |
| CLINTON     | 0        | 0        | 41       | 0        | 0        | 0        | 0        | 0        | 0        | 41           |
| COLUMBIA    | 8        | 3        | 87       | 0        | 2        | 3        | 0        | 0        | 0        | 103          |
| CRAWFORD    | 13       | 18       | 212      | 0        | 0        | 9        | 0        | 0        | 1        | 253          |
| CUMBERLAND  | 18       | 3        | 334      | 3        | 1        | 3        | 2        | 1        | 0        | 365          |
| DAUPHIN     | 55       | 25       | 915      | 0        | 0        | 2        | 0        | 0        | 2        | 999          |
| DELAWARE    | 6        | 13       | 698      | 59       | 0        | 4        | 10       | 0        | 4        | 794          |
| ELK         | 6        | 0        | 73       | 0        | 0        | 1        | 0        | 0        | 0        | 80           |
| ERIE        | 58       | 36       | 1,120    | 6        | 0        | 3        | 9        | 0        | 0        | 1,232        |
| FAYETTE     | 0        | 4        | 533      | 0        | 0        | 2        | 2        | 0        | 0        | 541          |
| FOREST      | 0        | 0        | 15       | 0        | 0        | 0        | 0        | 0        | 0        | 15           |
| FRANKLIN    | 18       | 6        | 238      | 0        | 1        | 11       | 0        | 0        | 0        | 274          |
| FULTON      | 2        | 0        | 29       | 0        | 0        | 1        | 0        | 0        | 0        | 32           |
| GREENE      | 2        | 2        | 131      | 0        | 0        | 1        | 0        | 4        | 0        | 140          |
| HUNTINGDON  | 1        | 0        | 23       | 0        | 0        | 0        | 0        | 0        | 0        | 24           |
| INDIANA     | 5        | 0        | 51       | 0        | 0        | 0        | 0        | 0        | 0        | 56           |

COMMONWEALTH OF PENNSYLVANIA  
TOTAL VOTER REGISTRATION APPLICATIONS BY PUBLIC ASSISTANCE AGENCIES IN 2018

| COUNTY NAME         | Agency A   | Agency B   | Agency C      | Agency D   | Agency 1  | Agency 2   | Agency 3   | Agency 4  | Agency 5   | Agency Total  |
|---------------------|------------|------------|---------------|------------|-----------|------------|------------|-----------|------------|---------------|
| JEFFERSON           | 5          | 4          | 118           | 0          | 0         | 4          | 0          | 0         | 0          | 131           |
| JUNIATA             | 3          | 2          | 49            | 3          | 1         | 2          | 0          | 0         | 0          | 60            |
| LACKAWANNA          | 24         | 10         | 957           | 3          | 0         | 7          | 63         | 11        | 0          | 1,075         |
| LANCASTER           | 58         | 8          | 1,111         | 9          | 0         | 16         | 1          | 7         | 3          | 1,213         |
| LAWRENCE            | 0          | 0          | 24            | 0          | 0         | 0          | 0          | 0         | 0          | 24            |
| LEBANON             | 2          | 3          | 237           | 16         | 0         | 0          | 6          | 0         | 0          | 264           |
| LEHIGH              | 29         | 15         | 910           | 1          | 3         | 12         | 13         | 1         | 12         | 996           |
| LUZERNE             | 5          | 12         | 1,055         | 0          | 0         | 7          | 1          | 0         | 3          | 1,083         |
| LYCOMING            | 9          | 6          | 310           | 0          | 0         | 5          | 0          | 0         | 0          | 330           |
| MCKEAN              | 0          | 0          | 94            | 0          | 0         | 0          | 0          | 0         | 0          | 94            |
| MERCER              | 7          | 2          | 396           | 3          | 11        | 0          | 0          | 0         | 3          | 422           |
| MIFFLIN             | 0          | 0          | 106           | 0          | 0         | 0          | 0          | 0         | 0          | 106           |
| MONROE              | 6          | 5          | 274           | 0          | 1         | 1          | 0          | 0         | 0          | 287           |
| MONTGOMERY          | 32         | 18         | 1,036         | 16         | 2         | 23         | 17         | 1         | 7          | 1,152         |
| MONTOUR             | 3          | 1          | 35            | 0          | 0         | 0          | 0          | 0         | 0          | 39            |
| NORTHAMPTON         | 15         | 7          | 935           | 0          | 0         | 3          | 6          | 0         | 11         | 977           |
| NORTHUMBERLAND      | 0          | 1          | 144           | 0          | 0         | 1          | 0          | 0         | 0          | 146           |
| PERRY               | 1          | 0          | 76            | 0          | 0         | 2          | 1          | 0         | 0          | 80            |
| PHILADELPHIA        | 211        | 14         | 11,690        | 10         | 5         | 75         | 454        | 0         | 32         | 12,491        |
| PIKE                | 1          | 2          | 97            | 0          | 0         | 0          | 0          | 0         | 0          | 100           |
| POTTER              | 12         | 0          | 47            | 0          | 0         | 3          | 0          | 0         | 0          | 62            |
| SCHUYLKILL          | 6          | 5          | 459           | 2          | 2         | 2          | 4          | 0         | 0          | 480           |
| SNYDER              | 3          | 4          | 46            | 17         | 0         | 0          | 2          | 0         | 0          | 72            |
| SOMERSET            | 0          | 11         | 201           | 0          | 0         | 6          | 0          | 0         | 0          | 218           |
| SULLIVAN            | 0          | 0          | 8             | 0          | 0         | 0          | 0          | 0         | 0          | 8             |
| SUSQUEHANNA         | 0          | 0          | 26            | 0          | 0         | 0          | 0          | 0         | 0          | 26            |
| TIOGA               | 2          | 0          | 66            | 0          | 0         | 0          | 0          | 0         | 0          | 68            |
| UNION               | 3          | 4          | 59            | 5          | 1         | 0          | 0          | 0         | 0          | 72            |
| VENANGO             | 0          | 4          | 137           | 1          | 3         | 4          | 0          | 0         | 1          | 150           |
| WARREN              | 9          | 6          | 87            | 0          | 0         | 1          | 0          | 0         | 1          | 104           |
| WASHINGTON          | 1          | 0          | 351           | 0          | 0         | 0          | 0          | 0         | 0          | 352           |
| WAYNE               | 5          | 11         | 114           | 0          | 0         | 6          | 0          | 0         | 0          | 136           |
| WESTMORELAND        | 22         | 44         | 771           | 1          | 0         | 2          | 0          | 1         | 2          | 843           |
| WYOMING             | 1          | 0          | 76            | 0          | 0         | 0          | 0          | 0         | 0          | 77            |
| YORK                | 19         | 7          | 841           | 3          | 1         | 2          | 0          | 0         | 0          | 873           |
| <b>PENNSYLVANIA</b> | <b>884</b> | <b>407</b> | <b>36,440</b> | <b>389</b> | <b>51</b> | <b>301</b> | <b>664</b> | <b>61</b> | <b>119</b> | <b>39,316</b> |

COMMONWEALTH OF PENNSYLVANIA  
NEW REGISTRATION APPLICATIONS BY NON-AGENCY SOURCES IN 2018

| COUNTY NAME | In Person | PennDOT | Mail  | Rcrtmnt Centers | VR Drives | PennDOT COA (Transfers) | Other (Transfers) |
|-------------|-----------|---------|-------|-----------------|-----------|-------------------------|-------------------|
| ADAMS       | 30        | 1,272   | 477   | 0               | 191       | 0                       | 0                 |
| ALLEGHENY   | 272       | 8,914   | 4,730 | 0               | 10,730    | 3                       | 106               |
| ARMSTRONG   | 44        | 313     | 153   | 0               | 0         | 0                       | 2                 |
| BEAVER      | 84        | 926     | 424   | 0               | 322       | 1                       | 14                |
| BEDFORD     | 51        | 264     | 135   | 0               | 0         | 1                       | 2                 |
| BERKS       | 93        | 2,833   | 926   | 0               | 2,277     | 0                       | 109               |
| BLAIR       | 33        | 732     | 349   | 0               | 0         | 0                       | 12                |
| BRADFORD    | 24        | 531     | 146   | 0               | 0         | 0                       | 0                 |
| BUCKS       | 63        | 5,080   | 2,732 | 0               | 364       | 0                       | 3                 |
| BUTLER      | 8         | 1,457   | 638   | 0               | 460       | 1                       | 6                 |
| CAMBRIA     | 32        | 828     | 319   | 4               | 23        | 1                       | 11                |
| CAMERON     | 14        | 24      | 5     | 0               | 5         | 0                       | 2                 |
| CARBON      | 0         | 479     | 247   | 0               | 2         | 1                       | 1                 |
| CENTRE      | 32        | 1,118   | 559   | 0               | 2,629     | 0                       | 8                 |
| CHESTER     | 122       | 4,176   | 1,351 | 0               | 2,467     | 2                       | 7                 |
| CLARION     | 84        | 186     | 95    | 0               | 0         | 2                       | 0                 |
| CLEARFIELD  | 37        | 439     | 139   | 0               | 1         | 3                       | 94                |
| CLINTON     | 22        | 224     | 184   | 0               | 0         | 0                       | 3                 |
| COLUMBIA    | 37        | 439     | 483   | 0               | 0         | 1                       | 2                 |
| CRAWFORD    | 34        | 528     | 343   | 0               | 0         | 0                       | 0                 |
| CUMBERLAND  | 145       | 2,051   | 770   | 0               | 674       | 0                       | 75                |
| DAUPHIN     | 46        | 2,569   | 868   | 0               | 968       | 0                       | 22                |
| DELAWARE    | 25        | 4,286   | 3,432 | 0               | 975       | 3                       | 15                |
| ELK         | 18        | 168     | 53    | 0               | 62        | 0                       | 0                 |
| ERIE        | 142       | 1,848   | 751   | 0               | 587       | 1                       | 1                 |
| FAYETTE     | 152       | 871     | 414   | 0               | 12        | 2                       | 6                 |
| FOREST      | 8         | 35      | 9     | 0               | 0         | 0                       | 1                 |
| FRANKLIN    | 91        | 1,834   | 320   | 0               | 59        | 1                       | 1                 |
| FULTON      | 13        | 147     | 29    | 0               | 0         | 0                       | 0                 |
| GREENE      | 31        | 283     | 106   | 0               | 6         | 0                       | 9                 |
| HUNTINGDON  | 155       | 338     | 193   | 0               | 0         | 0                       | 0                 |
| INDIANA     | 249       | 447     | 309   | 0               | 0         | 0                       | 0                 |
| JEFFERSON   | 17        | 239     | 137   | 0               | 0         | 2                       | 2                 |
| JUNIATA     | 87        | 117     | 51    | 0               | 2         | 1                       | 1                 |

| COUNTY NAME         | In Person    | PennDOT       | Mail          | Rcrtmnt Centers | VR Drives     | PennDOT COA (Transfers) | Other (Transfers) |
|---------------------|--------------|---------------|---------------|-----------------|---------------|-------------------------|-------------------|
| LACKAWANNA          | 106          | 1,412         | 424           | 0               | 279           | 1                       | 0                 |
| LANCASTER           | 133          | 4,090         | 2,470         | 0               | 84            | 0                       | 25                |
| LAWRENCE            | 0            | 599           | 623           | 0               | 0             | 0                       | 0                 |
| LEBANON             | 3            | 1,140         | 606           | 0               | 54            | 0                       | 20                |
| LEHIGH              | 77           | 3,434         | 1,587         | 0               | 1,135         | 1                       | 11                |
| LUZERNE             | 44           | 1,823         | 969           | 0               | 365           | 2                       | 1                 |
| LYCOMING            | 58           | 614           | 310           | 0               | 27            | 1                       | 22                |
| MCKEAN              | 19           | 287           | 84            | 0               | 0             | 0                       | 0                 |
| MERCER              | 42           | 445           | 240           | 0               | 291           | 0                       | 4                 |
| MIFFLIN             | 27           | 291           | 137           | 0               | 0             | 1                       | 3                 |
| MONROE              | 237          | 2,483         | 588           | 0               | 721           | 0                       | 0                 |
| MONTGOMERY          | 109          | 5,121         | 3,094         | 0               | 473           | 3                       | 31                |
| MONTOUR             | 16           | 225           | 73            | 0               | 0             | 0                       | 0                 |
| NORTHAMPTON         | 218          | 3,302         | 1,344         | 0               | 858           | 1                       | 11                |
| NORTHUMBERLAND      | 2            | 539           | 229           | 0               | 0             | 0                       | 0                 |
| PERRY               | 29           | 244           | 161           | 0               | 1             | 0                       | 0                 |
| PHILADELPHIA        | 194          | 14,536        | 6,639         | 0               | 7,484         | 0                       | 19                |
| PIKE                | 42           | 1,238         | 278           | 0               | 74            | 0                       | 0                 |
| POTTER              | 16           | 113           | 42            | 0               | 0             | 0                       | 10                |
| SCHUYLKILL          | 79           | 715           | 236           | 0               | 89            | 0                       | 5                 |
| SNYDER              | 44           | 155           | 79            | 0               | 35            | 0                       | 1                 |
| SOMERSET            | 34           | 497           | 245           | 0               | 58            | 0                       | 1                 |
| SULLIVAN            | 30           | 68            | 0             | 0               | 0             | 0                       | 0                 |
| SUSQUEHANNA         | 0            | 345           | 124           | 0               | 0             | 0                       | 16                |
| TIOGA               | 54           | 370           | 116           | 0               | 0             | 0                       | 1                 |
| UNION               | 55           | 261           | 157           | 0               | 0             | 0                       | 2                 |
| VENANGO             | 50           | 239           | 68            | 0               | 10            | 0                       | 4                 |
| WARREN              | 85           | 333           | 83            | 0               | 103           | 1                       | 1                 |
| WASHINGTON          | 62           | 1,659         | 748           | 0               | 254           | 1                       | 1                 |
| WAYNE               | 51           | 644           | 113           | 0               | 40            | 1                       | 2                 |
| WESTMORELAND        | 65           | 1,732         | 860           | 0               | 572           | 11                      | 34                |
| WYOMING             | 26           | 165           | 65            | 0               | 10            | 0                       | 0                 |
| YORK                | 152          | 3,796         | 1,334         | 0               | 335           | 0                       | 150               |
| <b>PENNSYLVANIA</b> | <b>4,454</b> | <b>98,911</b> | <b>46,003</b> | <b>4</b>        | <b>36,168</b> | <b>50</b>               | <b>890</b>        |



COMMONWEALTH OF PENNSYLVANIA  
 NEW VOTER REGISTRATION APPLICATIONS BY PUBLIC ASSISTANCE AGENCIES IN 2018  
 (for more information on agency voter registration applications, see page 31)

| COUNTY NAME | Agency A | Agency B | Agency C | Agency D | Agency 1 | Agency 2 | Agency 3 | Agency 4 | Agency 5 | Agency Total |
|-------------|----------|----------|----------|----------|----------|----------|----------|----------|----------|--------------|
| ADAMS       | 8        | 0        | 55       | 0        | 0        | 3        | 0        | 0        | 0        | 66           |
| ALLEGHENY   | 33       | 26       | 914      | 5        | 4        | 13       | 8        | 13       | 3        | 1,019        |
| ARMSTRONG   | 1        | 0        | 36       | 0        | 0        | 0        | 5        | 0        | 1        | 43           |
| BEAVER      | 8        | 8        | 130      | 7        | 0        | 2        | 0        | 0        | 0        | 155          |
| BEDFORD     | 5        | 1        | 25       | 0        | 0        | 0        | 0        | 0        | 0        | 31           |
| BERKS       | 5        | 4        | 309      | 4        | 0        | 0        | 0        | 10       | 3        | 335          |
| BLAIR       | 4        | 2        | 78       | 0        | 0        | 0        | 0        | 0        | 0        | 84           |
| BRADFORD    | 0        | 0        | 21       | 0        | 0        | 0        | 0        | 0        | 0        | 21           |
| BUCKS       | 1        | 8        | 195      | 9        | 4        | 1        | 11       | 0        | 1        | 230          |
| BUTLER      | 0        | 2        | 99       | 0        | 1        | 1        | 0        | 0        | 0        | 103          |
| CAMBRIA     | 0        | 2        | 84       | 0        | 0        | 0        | 0        | 0        | 0        | 86           |
| CAMERON     | 1        | 0        | 9        | 0        | 0        | 0        | 0        | 0        | 0        | 10           |
| CARBON      | 2        | 1        | 54       | 0        | 0        | 1        | 0        | 0        | 0        | 58           |
| CENTRE      | 0        | 1        | 27       | 0        | 0        | 0        | 1        | 0        | 1        | 30           |
| CHESTER     | 9        | 3        | 156      | 5        | 0        | 1        | 7        | 1        | 0        | 182          |
| CLARION     | 0        | 4        | 48       | 5        | 0        | 0        | 0        | 0        | 0        | 57           |
| CLEARFIELD  | 4        | 0        | 63       | 0        | 0        | 0        | 0        | 5        | 0        | 72           |
| CLINTON     | 0        | 0        | 9        | 0        | 0        | 0        | 0        | 0        | 0        | 9            |
| COLUMBIA    | 6        | 3        | 37       | 0        | 1        | 2        | 0        | 0        | 0        | 49           |
| CRAWFORD    | 4        | 8        | 49       | 0        | 0        | 0        | 0        | 0        | 0        | 61           |
| CUMBERLAND  | 9        | 1        | 91       | 1        | 0        | 2        | 0        | 1        | 0        | 105          |
| DAUPHIN     | 22       | 11       | 233      | 0        | 0        | 1        | 0        | 0        | 1        | 268          |
| DELAWARE    | 3        | 4        | 139      | 5        | 0        | 1        | 4        | 0        | 0        | 156          |
| ELK         | 2        | 0        | 31       | 0        | 0        | 0        | 0        | 0        | 0        | 33           |
| ERIE        | 27       | 18       | 255      | 2        | 0        | 2        | 6        | 0        | 0        | 310          |
| FAYETTE     | 0        | 3        | 167      | 0        | 0        | 0        | 0        | 0        | 0        | 170          |
| FOREST      | 0        | 0        | 4        | 0        | 0        | 0        | 0        | 0        | 0        | 4            |
| FRANKLIN    | 7        | 3        | 83       | 0        | 1        | 4        | 0        | 0        | 0        | 98           |
| FULTON      | 1        | 0        | 7        | 0        | 0        | 0        | 0        | 0        | 0        | 8            |
| GREENE      | 2        | 2        | 51       | 0        | 0        | 0        | 0        | 3        | 0        | 58           |
| HUNTINGDON  | 0        | 0        | 4        | 0        | 0        | 0        | 0        | 0        | 0        | 4            |
| INDIANA     | 3        | 0        | 23       | 0        | 0        | 0        | 0        | 0        | 0        | 26           |
| JEFFERSON   | 4        | 4        | 32       | 0        | 0        | 2        | 0        | 0        | 0        | 42           |
| JUNIATA     | 2        | 1        | 15       | 0        | 1        | 0        | 0        | 0        | 0        | 19           |
| LACKAWANNA  | 14       | 6        | 250      | 2        | 0        | 3        | 8        | 11       | 0        | 294          |

COMMONWEALTH OF PENNSYLVANIA  
NEW VOTER REGISTRATION APPLICATIONS BY PUBLIC ASSISTANCE AGENCIES IN 2018

| COUNTY NAME         | Agency A   | Agency B   | Agency C     | Agency D  | Agency 1  | Agency 2   | Agency 3   | Agency 4  | Agency 5  | Agency Total |
|---------------------|------------|------------|--------------|-----------|-----------|------------|------------|-----------|-----------|--------------|
| LANCASTER           | 24         | 4          | 321          | 5         | 0         | 10         | 1          | 6         | 2         | 373          |
| LAWRENCE            | 0          | 0          | 10           | 0         | 0         | 0          | 0          | 0         | 0         | 10           |
| LEBANON             | 1          | 2          | 97           | 5         | 0         | 0          | 2          | 0         | 0         | 107          |
| LEHIGH              | 9          | 12         | 205          | 0         | 1         | 7          | 0          | 0         | 4         | 238          |
| LUZERNE             | 1          | 7          | 266          | 0         | 0         | 2          | 0          | 0         | 1         | 277          |
| LYCOMING            | 2          | 3          | 75           | 0         | 0         | 1          | 0          | 0         | 0         | 81           |
| MCKEAN              | 0          | 0          | 29           | 0         | 0         | 0          | 0          | 0         | 0         | 29           |
| MERCER              | 4          | 1          | 97           | 0         | 10        | 0          | 0          | 0         | 0         | 112          |
| MIFFLIN             | 0          | 0          | 28           | 0         | 0         | 0          | 0          | 0         | 0         | 28           |
| MONROE              | 3          | 3          | 129          | 0         | 1         | 0          | 0          | 0         | 0         | 136          |
| MONTGOMERY          | 19         | 10         | 248          | 6         | 2         | 8          | 13         | 1         | 3         | 310          |
| MONTOUR             | 1          | 0          | 15           | 0         | 0         | 0          | 0          | 0         | 0         | 16           |
| NORTHAMPTON         | 10         | 2          | 218          | 0         | 0         | 2          | 0          | 0         | 3         | 235          |
| NORTHUMBERLAND      | 0          | 1          | 89           | 0         | 0         | 1          | 0          | 0         | 0         | 91           |
| PERRY               | 1          | 0          | 21           | 0         | 0         | 0          | 0          | 0         | 0         | 22           |
| PHILADELPHIA        | 78         | 4          | 1,910        | 2         | 4         | 28         | 221        | 0         | 7         | 2,254        |
| PIKE                | 0          | 1          | 30           | 0         | 0         | 0          | 0          | 0         | 0         | 31           |
| POTTER              | 10         | 0          | 20           | 0         | 0         | 2          | 0          | 0         | 0         | 32           |
| SCHUYLKILL          | 4          | 4          | 143          | 1         | 2         | 1          | 2          | 0         | 0         | 157          |
| SNYDER              | 1          | 2          | 15           | 5         | 0         | 0          | 2          | 0         | 0         | 25           |
| SOMERSET            | 0          | 7          | 61           | 0         | 0         | 3          | 0          | 0         | 0         | 71           |
| SULLIVAN            | 0          | 0          | 4            | 0         | 0         | 0          | 0          | 0         | 0         | 4            |
| SUSQUEHANNA         | 0          | 0          | 14           | 0         | 0         | 0          | 0          | 0         | 0         | 14           |
| TIOGA               | 1          | 0          | 21           | 0         | 0         | 0          | 0          | 0         | 0         | 22           |
| UNION               | 2          | 3          | 21           | 1         | 1         | 0          | 0          | 0         | 0         | 28           |
| VENANGO             | 0          | 1          | 33           | 0         | 1         | 0          | 0          | 0         | 0         | 35           |
| WARREN              | 3          | 2          | 28           | 0         | 0         | 0          | 0          | 0         | 1         | 34           |
| WASHINGTON          | 0          | 0          | 104          | 0         | 0         | 0          | 0          | 0         | 0         | 104          |
| WAYNE               | 2          | 6          | 35           | 0         | 0         | 3          | 0          | 0         | 0         | 46           |
| WESTMORELAND        | 8          | 22         | 192          | 1         | 0         | 0          | 0          | 0         | 2         | 225          |
| WYOMING             | 1          | 0          | 19           | 0         | 0         | 0          | 0          | 0         | 0         | 20           |
| YORK                | 6          | 4          | 219          | 1         | 1         | 0          | 0          | 0         | 0         | 231          |
| <b>PENNSYLVANIA</b> | <b>378</b> | <b>227</b> | <b>8,500</b> | <b>72</b> | <b>35</b> | <b>107</b> | <b>291</b> | <b>51</b> | <b>33</b> | <b>9,694</b> |

## *Appendix D*

Summary of data relative to list maintenance activities in the counties.

List maintenance activities include:

- Mass Confirmation Mailings
- National Change of Address Program
- 5 Year Notice Mailings
- PennDOT Change of Address Reports
- Address Verification Notices
- Active and Inactive Voter Registrations Cancelled

COMMONWEALTH OF PENNSYLVANIA  
VOTER REGISTRATION  
LIST MAINTENANCE ACTIVITIES  
MANDATED VOTER REMOVAL PROGRAMS  
2018

**National Change of Address**

| <b>County Name</b> | <b>Notices Mailed</b> | <b>Returned By Individual</b> | <b>Returned By Post Office</b> | <b>Marked InActive</b> | <b>Cancelled Out Of County</b> | <b>Cancelled Out Of State</b> |
|--------------------|-----------------------|-------------------------------|--------------------------------|------------------------|--------------------------------|-------------------------------|
| ADAMS              | 1,329                 | 28                            | 37                             | 87                     | 42                             | 117                           |
| ALLEGHENY          | 22,117                | 586                           | 548                            | 14,537                 | 464                            | 2,102                         |
| ARMSTRONG          | 607                   | 3                             | 12                             | 30                     | 15                             | 36                            |
| BEAVER             | 2,192                 | 41                            | 32                             | 1,459                  | 62                             | 325                           |
| BEDFORD            | 526                   | 10                            | 12                             | 363                    | 11                             | 31                            |
| BERKS              | 5,552                 | 103                           | 138                            | 4,015                  | 2                              | 169                           |
| BLAIR              | 1,741                 | 31                            | 82                             | 939                    | 46                             | 109                           |
| BRADFORD           | 741                   | 11                            | 14                             | 422                    | 15                             | 117                           |
| BUCKS              | 8,030                 | 96                            | 175                            | 188                    | 257                            | 1,552                         |
| BUTLER             | 2,483                 | 30                            | 48                             | 1,430                  | 89                             | 370                           |
| CAMBRIA            | 1,307                 | 35                            | 60                             | 984                    | 19                             | 103                           |
| CAMERON            | 54                    | 0                             | 0                              | 0                      | 2                              | 6                             |
| CARBON             | 812                   | 2                             | 23                             | 562                    | 22                             | 68                            |
| CENTRE             | 2,159                 | 34                            | 36                             | 50                     | 33                             | 258                           |
| CHESTER            | 7,562                 | 42                            | 138                            | 5,185                  | 160                            | 926                           |
| CLARION            | 331                   | 7                             | 4                              | 222                    | 19                             | 9                             |
| CLEARFELD          | 1,203                 | 6                             | 995                            | 783                    | 0                              | 3                             |
| CLINTON            | 465                   | 0                             | 69                             | 61                     | 20                             | 17                            |
| COLUMBIA           | 1,086                 | 40                            | 38                             | 38                     | 24                             | 57                            |
| CRAWFORD           | 1,440                 | 8                             | 239                            | 765                    | 4                              | 38                            |
| CUMBERLAND         | 3,723                 | 64                            | 74                             | 2,171                  | 57                             | 391                           |
| DAUPHIN            | 4,764                 | 227                           | 140                            | 3,643                  | 135                            | 245                           |
| DELAWARE           | 8,321                 | 711                           | 186                            | 5,920                  | 153                            | 654                           |
| ELK                | 324                   | 11                            | 7                              | 193                    | 15                             | 17                            |
| ERIE               | 4,496                 | 18                            | 42                             | 2,914                  | 53                             | 437                           |
| FAYETTE            | 1,379                 | 3                             | 1                              | 1,211                  | 1                              | 0                             |
| FOREST             | 36                    | 4                             | 4                              | 16                     | 1                              | 3                             |
| FRANKLIN           | 2,042                 | 35                            | 24                             | 1,186                  | 39                             | 284                           |
| FULTON             | 231                   | 4                             | 8                              | 11                     | 12                             | 42                            |
| GREENE             | 425                   | 2                             | 332                            | 305                    | 3                              | 9                             |
| HUNTINGDON         | 431                   | 4                             | 10                             | 18                     | 12                             | 28                            |
| INDIANA            | 126                   | 1                             | 1                              | 9                      | 13                             | 0                             |
| JEFFERSON          | 439                   | 6                             | 67                             | 58                     | 8                              | 30                            |

COMMONWEALTH OF PENNSYLVANIA  
VOTER REGISTRATION  
LIST MAINTENANCE ACTIVITIES  
MANDATED VOTER REMOVAL PROGRAMS  
2018

**National Change of Address**

| <b>County Name</b>  | <b>Notices Mailed</b> | <b>Returned By Individual</b> | <b>Returned By Post Office</b> | <b>Marked InActive</b> | <b>Cancelled Out Of County</b> | <b>Cancelled Out Of State</b> |
|---------------------|-----------------------|-------------------------------|--------------------------------|------------------------|--------------------------------|-------------------------------|
| JUNIATA             | 207                   | 0                             | 1                              | 165                    | 7                              | 8                             |
| LACKAWANNA          | 2,761                 | 65                            | 95                             | 2,025                  | 38                             | 124                           |
| LANCASTER           | 7,215                 | 343                           | 263                            | 4,724                  | 124                            | 470                           |
| LAWRENCE            | 1,026                 | 11                            | 19                             | 342                    | 41                             | 99                            |
| LEBANON             | 1,719                 | 30                            | 38                             | 48                     | 40                             | 162                           |
| LEHIGH              | 4,895                 | 79                            | 137                            | 3,689                  | 73                             | 395                           |
| LUZERNE             | 3,705                 | 50                            | 172                            | 3,022                  | 29                             | 163                           |
| LYCOMING            | 1,456                 | 13                            | 33                             | 980                    | 34                             | 137                           |
| MCKEAN              | 438                   | 10                            | 27                             | 241                    | 8                              | 59                            |
| MERCER              | 1,578                 | 3                             | 1,501                          | 1,425                  | 3                              | 4                             |
| M FFLIN             | 593                   | 48                            | 21                             | 16                     | 10                             | 17                            |
| MONROE              | 2,072                 | 78                            | 67                             | 1,508                  | 18                             | 202                           |
| MONTGOMERY          | 11,512                | 132                           | 268                            | 6,815                  | 472                            | 1,620                         |
| MONTOUR             | 46                    | 0                             | 2                              | 2                      | 9                              | 2                             |
| NORTHAMPTON         | 4,245                 | 33                            | 348                            | 3,338                  | 73                             | 360                           |
| NORTHUMBERLAND      | 914                   | 67                            | 9                              | 9                      | 37                             | 45                            |
| PERRY               | 443                   | 44                            | 3                              | 273                    | 19                             | 13                            |
| PHILADELPHIA        | 45,231                | 232                           | 1                              | 22,849                 | 530                            | 1,988                         |
| P KE                | 829                   | 17                            | 23                             | 600                    | 15                             | 114                           |
| POTTER              | 171                   | 4                             | 5                              | 107                    | 17                             | 26                            |
| SCHUYLKILL          | 1,567                 | 57                            | 13                             | 916                    | 34                             | 141                           |
| SNYDER              | 444                   | 3                             | 49                             | 27                     | 19                             | 65                            |
| SOMERSET            | 735                   | 9                             | 19                             | 459                    | 12                             | 71                            |
| SULLIVAN            | 39                    | 5                             | 1                              | 2                      | 0                              | 6                             |
| SUSQUEHANNA         | 468                   | 24                            | 4                              | 159                    | 9                              | 60                            |
| TIOGA               | 538                   | 23                            | 2                              | 379                    | 10                             | 39                            |
| UNION               | 361                   | 1                             | 31                             | 233                    | 20                             | 67                            |
| VENANGO             | 610                   | 69                            | 39                             | 37                     | 26                             | 40                            |
| WARREN              | 531                   | 3                             | 23                             | 346                    | 6                              | 45                            |
| WASHINGTON          | 2,730                 | 16                            | 69                             | 1,828                  | 43                             | 252                           |
| WAYNE               | 569                   | 16                            | 9                              | 205                    | 25                             | 94                            |
| WESTMORELAND        | 3,907                 | 234                           | 61                             | 2,273                  | 153                            | 476                           |
| WYOMING             | 291                   | 11                            | 4                              | 197                    | 8                              | 23                            |
| YORK                | 6,441                 | 516                           | 488                            | 628                    | 102                            | 427                           |
| <b>PENNSYLVANIA</b> | <b>198,761</b>        | <b>4,449</b>                  | <b>7,441</b>                   | <b>109,642</b>         | <b>3,872</b>                   | <b>16,367</b>                 |

COMMONWEALTH OF PENNSYLVANIA  
VOTER REGISTRATION LIST MAINTENANCE ACTIVITIES  
FIVE YEAR NOTICE AND PENNDOT CHANGE OF ADDRESS  
2018

| Five Year Notices |                |                      |                                    |  |                             |                         | PennDOT Changes of Address |                     |        | Address Verification Notices |           | Total Files<br>Marked<br>Inactive |
|-------------------|----------------|----------------------|------------------------------------|--|-----------------------------|-------------------------|----------------------------|---------------------|--------|------------------------------|-----------|-----------------------------------|
| COUNTY NAME       | Notices Mailed | Recipients Who Voted | Recipients who Responded (No Move) | Recipients who Responded (Moved within County) | Re-Registered within County | Cancelled Re-Registered | Moved within County        | Moved Out of County | Total  | Notices Mailed               | Responses |                                   |
| ADAMS             | 3,298          | 248                  | 460                                | 7  | 47                          | 39                      | 1,949                      | 1,066               | 3,019  | 543                          | 0         | 5,814                             |
| ALLEGHENY         | 1              | 0                    | 0                                  | 0  | 0                           | 0                       | 42,390                     | 6,418               | 48,856 | 15,258                       | 121       | 94,664                            |
| ARMSTRONG         | 728            | 39                   | 103                                | 3  | 5                           | 13                      | 1,191                      | 704                 | 1,896  | 89                           | 0         | 3,315                             |
| BEAVER            | 4,577          | 463                  | 913                                | 36   | 143                         | 41                      | 3,396                      | 1,323               | 4,727  | 1,396                        | 1         | 5,865                             |
| BEDFORD           | 1,099          | 94                   | 198                                | 7  | 23                          | 21                      | 1,129                      | 274                 | 1,403  | 321                          | 6         | 2,456                             |
| BERKS             | 9,386          | 727                  | 1,396                              | 50   | 197                         | 114                     | 11,992                     | 3,355               | 15,369 | 4,577                        | 22        | 15,705                            |
| BLAIR             | 3,151          | 234                  | 524                                | 23   | 46                          | 41                      | 3,116                      | 762                 | 3,883  | 1,147                        | 14        | 6,618                             |
| BRADFORD          | 1,584          | 102                  | 286                                | 16   | 31                          | 9                       | 1,477                      | 288                 | 1,767  | 679                          | 13        | 2,551                             |
| BUCKS             | 19,160         | 1,867                | 3,117                              | 107  | 879                         | 308                     | 13,907                     | 5,523               | 19,458 | 1,186                        | 104       | 28,665                            |
| BUTLER            | 1,055          | 1                    | 118                                | 4  | 13                          | 1                       | 4,578                      | 1,918               | 6,499  | 9,026                        | 53        | 7,005                             |
| CAMBRIA           | 3,275          | 245                  | 462                                | 29   | 82                          | 37                      | 2,708                      | 1,098               | 3,811  | 1,111                        | 16        | 6,660                             |
| CAMERON           | 0              | 0                    | 0                                  | 0  | 0                           | 0                       | 109                        | 55                  | 164    | 9                            | 0         | 150                               |
| CARBON            | 0              | 0                    | 0                                  | 0  | 0                           | 0                       | 1,381                      | 809                 | 2,195  | 794                          | 0         | 5,056                             |
| CENTRE            | 9,864          | 218                  | 304                                | 13   | 177                         | 423                     | 3,061                      | 1,411               | 4,472  | 1,460                        | 59        | 11,570                            |
| CHESTER           | 14,200         | 1,371                | 1,659                              | 44   | 410                         | 270                     | 12,760                     | 5,218               | 18,006 | 5,762                        | 23        | 30,686                            |
| CLARION           | 0              | 0                    | 0                                  | 0  | 0                           | 0                       | 740                        | 330                 | 1,070  | 239                          | 6         | 1,058                             |
| CLEARFIELD        | 1,469          | 104                  | 219                                | 3  | 16                          | 7                       | 1,612                      | 662                 | 2,276  | 1,037                        | 21        | 2,754                             |
| CLINTON           | 819            | 52                   | 114                                | 5  | 11                          | 37                      | 751                        | 436                 | 1,187  | 103                          | 2         | 857                               |
| COLUMBIA          | 2,255          | 148                  | 249                                | 7  | 12                          | 74                      | 1,547                      | 639                 | 2,188  | 90                           | 3         | 1,989                             |
| CRAWFORD          | 1,770          | 160                  | 316                                | 16   | 35                          | 35                      | 2,326                      | 695                 | 3,025  | 2,060                        | 14        | 5,706                             |
| CUMBERLAND        | 2              | 0                    | 0                                  | 0  | 0                           | 1                       | 6,342                      | 2,808               | 9,171  | 2,575                        | 30        | 8,874                             |
| DAUPHIN           | 8,546          | 585                  | 589                                | 12   | 80                          | 93                      | 9,824                      | 3,908               | 13,745 | 6,763                        | 47        | 13,586                            |
| DELAWARE          | 16,468         | 1,261                | 1,354                              | 8  | 339                         | 268                     | 12,838                     | 4,979               | 17,838 | 8,136                        | 155       | 37,376                            |
| ELK               | 566            | 56                   | 148                                | 4  | 17                          | 5                       | 605                        | 204                 | 809    | 208                          | 5         | 757                               |
| ERIE              | 8,923          | 584                  | 699                                | 27   | 138                         | 85                      | 10,059                     | 1,031               | 11,108 | 3,558                        | 42        | 33,586                            |
| FAYETTE           | 3,256          | 231                  | 533                                | 27   | 74                          | 26                      | 3,399                      | 1,017               | 4,421  | 1,569                        | 38        | 4,998                             |
| FOREST            | 0              | 0                    | 0                                  | 0  | 0                           | 0                       | 46                         | 82                  | 128    | 19                           | 0         | 284                               |
| FRANKLIN          | 3,085          | 270                  | 682                                | 33   | 81                          | 18                      | 3,807                      | 904                 | 4,716  | 1,457                        | 16        | 4,846                             |
| FULTON            | 366            | 0                    | 0                                  | 0  | 0                           | 0                       | 261                        | 114                 | 375    | 240                          | 13        | 483                               |
| GREENE            | 862            | 68                   | 137                                | 4  | 18                          | 7                       | 608                        | 202                 | 811    | 695                          | 13        | 1,868                             |
| HUNTINGDON        | 250            | 0                    | 0                                  | 0  | 0                           | 0                       | 1,045                      | 429                 | 1,478  | 135                          | 2         | 387                               |
| INDIANA           | 3,045          | 136                  | 252                                | 7  | 1,592                       | 78                      | 1,678                      | 733                 | 2,413  | 120                          | 0         | 3,645                             |
| JEFFERSON         | 2,358          | 20                   | 162                                | 4  | 16                          | 40                      | 672                        | 435                 | 1,107  | 78                           | 0         | 5,409                             |

COMMONWEALTH OF PENNSYLVANIA  
VOTER REGISTRATION LIST MAINTENANCE ACTIVITIES  
FIVE YEAR NOTICE AND PENNDOT CHANGE OF ADDRESS  
2018

| Five Year Notices   |                |                      |                                    |  |                             |                         | PennDOT Changes of Address |                     |                | Address Verification Notices |              | Total Files Marked Inactive |
|---------------------|----------------|----------------------|------------------------------------|--|-----------------------------|-------------------------|----------------------------|---------------------|----------------|------------------------------|--------------|-----------------------------|
| COUNTY NAME         | Notices Mailed | Recipients Who Voted | Recipients who Responded (No Move) | Recipients who Responded (Moved within County) | Re-Registered within County | Cancelled-Re-Registered | Moved within County        | Moved Out of County | Total          | Notices Mailed               | Responses    |                             |
| JUNIATA             | 380            | 34                   | 73                                 | 5  | 4                           | 9                       | 412                        | 225                 | 640            | 166                          | 3            | 598                         |
| LACKAWANNA          | 5,061          | 350                  | 535                                | 30   | 75                          | 58                      | 5,232                      | 1,419               | 6,663          | 2,495                        | 0            | 8,484                       |
| LANCASTER           | 11,851         | 1,116                | 1,779                              | 69   | 14                          | 159                     | 16,512                     | 3,617               | 20,150         | 6,598                        | 75           | 27,770                      |
| LAWRENCE            | 2,907          | 198                  | 511                                | 22   | 49                          | 23                      | 1,856                      | 566                 | 2,425          | 491                          | 11           | 3,189                       |
| LEBANON             | 3,339          | 262                  | 631                                | 23   | 62                          | 51                      | 3,503                      | 1,562               | 5,069          | 1,337                        | 26           | 5,347                       |
| LEHIGH              | 10,061         | 804                  | 1,072                              | 17   | 967                         | 183                     | 9,492                      | 4,154               | 13,666         | 4,787                        | 0            | 23,457                      |
| LUZERNE             | 1              | 1                    | 0                                  | 0  | 0                           | 0                       | 7,794                      | 1,621               | 9,428          | 3,378                        | 1            | 25,632                      |
| LYCOMING            | 2,391          | 167                  | 435                                | 26   | 69                          | 43                      | 2,955                      | 810                 | 3,771          | 1,227                        | 10           | 3,538                       |
| MCKEAN              | 1,462          | 71                   | 218                                | 10   | 16                          | 13                      | 955                        | 223                 | 1,182          | 622                          | 2            | 1,686                       |
| MERCER              | 3,060          | 302                  | 583                                | 7  | 84                          | 15                      | 2,485                      | 669                 | 3,160          | 1,790                        | 67           | 4,942                       |
| M FFL N             | 1,380          | 82                   | 147                                | 11   | 2                           | 11                      | 1,241                      | 318                 | 1,559          | 511                          | 20           | 1,717                       |
| MONROE              | 6,115          | 321                  | 635                                | 0  | 92                          | 95                      | 3,835                      | 1,420               | 5,262          | 1,582                        | 6            | 11,168                      |
| MONTGOMERY          | 19,367         | 2,033                | 3,444                              | 125  | 916                         | 320                     | 16,936                     | 8,802               | 25,769         | 9,328                        | 170          | 40,696                      |
| MONTOUR             | 0              | 0                    | 0                                  | 0  | 0                           | 0                       | 6,018                      | 0                   | 6,019          | 0                            | 0            | 1,945                       |
| NORTHAMPTON         | 12,057         | 849                  | 1,284                              | 17   | 79                          | 231                     | 7,355                      | 3,626               | 10,991         | 3,773                        | 13           | 15,067                      |
| NORTHUMBERLAND      | 0              | 0                    | 0                                  | 0  | 0                           | 0                       | 2,500                      | 871                 | 3,378          | 0                            | 0            | 466                         |
| PERRY               | 899            | 89                   | 167                                | 0  | 7                           | 26                      | 777                        | 679                 | 1,459          | 271                          | 15           | 2,367                       |
| PHILADELPHIA        | 15,206         | 2                    | 0                                  | 0  | 0                           | 1                       | 54,112                     | 13,028              | 67,219         | 18,069                       | 37           | 115,641                     |
| PIKE                | 2,346          | 184                  | 169                                | 18   | 17                          | 25                      | 1,074                      | 486                 | 1,561          | 642                          | 10           | 3,010                       |
| POTTER              | 368            | 20                   | 79                                 | 6  | 15                          | 8                       | 299                        | 137                 | 439            | 256                          | 3            | 543                         |
| SCHUYLKILL          | 3,043          | 261                  | 730                                | 17   | 92                          | 50                      | 3,069                      | 1,194               | 4,268          | 1,252                        | 9            | 6,684                       |
| SNYDER              | 1,180          | 77                   | 250                                | 3  | 11                          | 26                      | 562                        | 409                 | 974            | 68                           | 2            | 1,493                       |
| SOMERSET            | 0              | 0                    | 0                                  | 0  | 0                           | 0                       | 1,909                      | 589                 | 2,505          | 732                          | 0            | 2,371                       |
| SULLIVAN            | 0              | 0                    | 0                                  | 0  | 0                           | 0                       | 102                        | 81                  | 183            | 1                            | 0            | 361                         |
| SUSQUEHANNA         | 1,130          | 76                   | 175                                | 23   | 66                          | 15                      | 706                        | 268                 | 975            | 540                          | 18           | 1,179                       |
| TIOGA               | 1,312          | 84                   | 177                                | 4  | 20                          | 17                      | 1,060                      | 294                 | 1,356          | 372                          | 7            | 1,497                       |
| UNION               | 1              | 1                    | 0                                  | 0  | 0                           | 0                       | 689                        | 432                 | 1,121          | 342                          | 4            | 1,457                       |
| VENANGO             | 1,158          | 104                  | 264                                | 2  | 40                          | 16                      | 1,138                      | 433                 | 1,573          | 145                          | 3            | 2,238                       |
| WARREN              | 958            | 88                   | 156                                | 8  | 12                          | 9                       | 1,167                      | 247                 | 1,416          | 403                          | 5            | 6,706                       |
| WASH NGTON          | 6,439          | 760                  | 777                                | 11   | 22                          | 94                      | 4,989                      | 1,730               | 6,724          | 3,215                        | 19           | 15,794                      |
| WAYNE               | 1,400          | 111                  | 225                                | 16   | 62                          | 14                      | 680                        | 467                 | 1,149          | 223                          | 1            | 1,614                       |
| WESTMORELAND        | 9,341          | 800                  | 2,093                              | 77   | 293                         | 117                     | 7,995                      | 2,967               | 10,973         | 2,561                        | 1            | 25,194                      |
| WYOM NG             | 575            | 42                   | 105                                | 0  | 17                          | 9                       | 439                        | 343                 | 782            | 213                          | 4            | 810                         |
| YORK                | 4,434          | 323                  | 630                                | 17   | 14                          | 23                      | 13,747                     | 3,413               | 17,191         | 2,645                        | 65           | 41,384                      |
| <b>PENNSYLVANIA</b> | <b>254,630</b> | <b>18,896</b>        | <b>32,338</b>                      | <b>1,060</b>                                   | <b>7,599</b>                | <b>3,752</b>            | <b>346,899</b>             | <b>106,930</b>      | <b>454,391</b> | <b>142,475</b>               | <b>1,446</b> | <b>761,288</b>              |

COMMONWEALTH OF PENNSYLVANIA  
VOTER REGISTRATION LIST MAINTENANCE ACTIVITIES  
CANCELLATION OF VOTER REGISTRATION  
2018

**ACTIVE VOTER REGISTRATIONS CANCELLED**

| COUNTY NAME | VOTER'S REQUEST | VOTER'S DEATH | OTHER MOVE CONFIRM | VOTER REMOVAL PROGRAM | CANVASS | PENNDOT MOVE CONFIRM | TOTAL  |
|-------------|-----------------|---------------|--------------------|-----------------------|---------|----------------------|--------|
| ADAMS       | 33              | 624           | 393                | 39                    | 0       | 1,001                | 2,094  |
| ALLEGHENY   | 115             | 8,470         | 4,357              | 468                   | 0       | 5,864                | 19,296 |
| ARMSTRONG   | 8               | 553           | 255                | 12                    | 0       | 629                  | 1,457  |
| BEAVER      | 38              | 1,373         | 427                | 52                    | 0       | 1,164                | 3,060  |
| BEDFORD     | 3               | 410           | 101                | 9                     | 0       | 245                  | 775    |
| BERKS       | 36              | 2,287         | 1,436              | 1                     | 0       | 2,887                | 6,656  |
| BLAIR       | 23              | 952           | 339                | 82                    | 0       | 685                  | 2,085  |
| BRADFORD    | 11              | 455           | 152                | 10                    | 0       | 250                  | 878    |
| BUCKS       | 183             | 4,147         | 2,351              | 233                   | 0       | 5,227                | 12,149 |
| BUTLER      | 39              | 1,152         | 873                | 84                    | 0       | 1,692                | 3,855  |
| CAMBRIA     | 13              | 1,033         | 412                | 12                    | 0       | 1,003                | 2,474  |
| CAMERON     | 0               | 64            | 18                 | 2                     | 0       | 53                   | 137    |
| CARBON      | 5               | 481           | 211                | 19                    | 0       | 687                  | 1,404  |
| CENTRE      | 54              | 607           | 2,703              | 34                    | 0       | 1,258                | 4,685  |
| CHESTER     | 173             | 2,575         | 2,583              | 126                   | 0       | 4,606                | 10,072 |
| CLARION     | 9               | 280           | 252                | 13                    | 0       | 314                  | 871    |
| CLEARFELD   | 6               | 546           | 208                | 0                     | 0       | 560                  | 1,323  |
| CLINTON     | 1               | 230           | 269                | 16                    | 0       | 396                  | 913    |
| COLUMBIA    | 7               | 380           | 568                | 22                    | 0       | 583                  | 1,564  |
| CRAWFORD    | 19              | 653           | 329                | 6                     | 0       | 600                  | 1,607  |
| CUMBERLAND  | 68              | 1,403         | 1,356              | 61                    | 0       | 2,719                | 5,679  |
| DAUPHIN     | 43              | 1,608         | 1,403              | 121                   | 43      | 3,509                | 6,747  |
| DELAWARE    | 105             | 3,632         | 2,552              | 128                   | 0       | 4,369                | 10,800 |
| ELK         | 1               | 233           | 90                 | 14                    | 0       | 175                  | 513    |
| ERIE        | 46              | 2,035         | 756                | 43                    | 0       | 825                  | 3,713  |
| FAYETTE     | 31              | 1,141         | 246                | 5                     | 0       | 886                  | 2,309  |
| FOREST      | 4               | 57            | 18                 | 1                     | 0       | 76                   | 156    |
| FRANKLIN    | 34              | 925           | 276                | 34                    | 0       | 830                  | 2,104  |
| FULTON      | 3               | 93            | 30                 | 16                    | 0       | 107                  | 250    |
| GREENE      | 9               | 230           | 93                 | 4                     | 0       | 186                  | 523    |
| HUNTINGDON  | 8               | 377           | 283                | 11                    | 0       | 401                  | 1,082  |
| INDIANA     | 13              | 486           | 1,089              | 66                    | 0       | 708                  | 2,372  |
| JEFFERSON   | 4               | 335           | 151                | 8                     | 0       | 400                  | 898    |

**INACTIVE VOTER REGISTRATIONS CANCELLED**

| VOTER'S REQUEST | VOTER'S DEATH | OTHER MOVE CONFIRM | VOTER REMOVAL PROGRAM | PENNDOT MOVE CONFIRM | RESPONSE TO MAILING | CANVASS | 5 YEAR NOTICE | TOTAL  |
|-----------------|---------------|--------------------|-----------------------|----------------------|---------------------|---------|---------------|--------|
| 1               | 84            | 67                 | 49                    | 57                   | 0                   | 0       | 48            | 260    |
| 13              | 1,051         | 904                | 156                   | 495                  | 1                   | 0       | 3             | 2,622  |
| 2               | 110           | 31                 | 14                    | 67                   | 2                   | 0       | 7             | 224    |
| 3               | 174           | 106                | 2,919                 | 148                  | 0                   | 0       | 134           | 3,351  |
| 2               | 115           | 30                 | 40                    | 26                   | 0                   | 0       | 22            | 217    |
| 8               | 343           | 369                | 9,027                 | 459                  | 0                   | 0       | 198           | 10,207 |
| 11              | 135           | 80                 | 86                    | 67                   | 8                   | 0       | 46            | 380    |
| 0               | 72            | 39                 | 1,364                 | 39                   | 0                   | 0       | 34            | 1,515  |
| 39              | 472           | 273                | 830                   | 285                  | 0                   | 0       | 812           | 1,901  |
| 7               | 188           | 234                | 3,878                 | 212                  | 1                   | 0       | 194           | 4,521  |
| 1               | 157           | 87                 | 102                   | 107                  | 0                   | 0       | 82            | 454    |
| 0               | 6             | 0                  | 0                     | 0                    | 0                   | 0       | 0             | 6      |
| 2               | 93            | 67                 | 2                     | 114                  | 0                   | 0       | 0             | 278    |
| 6               | 78            | 705                | 3,961                 | 154                  | 0                   | 0       | 178           | 4,907  |
| 58              | 340           | 591                | 499                   | 595                  | 2                   | 0       | 404           | 2,084  |
| 2               | 17            | 23                 | 7                     | 28                   | 0                   | 0       | 0             | 77     |
| 3               | 76            | 56                 | 1,478                 | 92                   | 0                   | 0       | 16            | 1,705  |
| 0               | 32            | 38                 | 2,045                 | 38                   | 0                   | 0       | 10            | 2,153  |
| 0               | 75            | 62                 | 1,565                 | 45                   | 0                   | 529     | 8             | 2,280  |
| 2               | 117           | 86                 | 52                    | 95                   | 0                   | 0       | 35            | 354    |
| 5               | 63            | 92                 | 10                    | 100                  | 0                   | 0       | 0             | 277    |
| 13              | 197           | 334                | 5,561                 | 384                  | 1                   | 78      | 80            | 6,571  |
| 16              | 561           | 696                | 433                   | 637                  | 0                   | 0       | 342           | 2,344  |
| 1               | 24            | 18                 | 679                   | 20                   | 0                   | 0       | 17            | 742    |
| 12              | 444           | 256                | 190                   | 191                  | 0                   | 0       | 147           | 1,103  |
| 2               | 155           | 95                 | 3,148                 | 147                  | 0                   | 0       | 71            | 3,547  |
| 0               | 6             | 6                  | 0                     | 5                    | 0                   | 0       | 0             | 17     |
| 1               | 124           | 62                 | 1,904                 | 71                   | 0                   | 0       | 79            | 2,164  |
| 0               | 6             | 3                  | 304                   | 6                    | 0                   | 0       | 0             | 319    |
| 7               | 53            | 15                 | 31                    | 19                   | 0                   | 0       | 18            | 125    |
| 0               | 56            | 32                 | 3,873                 | 26                   | 0                   | 0       | 0             | 3,987  |
| 5               | 85            | 82                 | 1,609                 | 28                   | 15                  | 0       | 1,582         | 1,809  |
| 3               | 104           | 53                 | 17                    | 37                   | 0                   | 0       | 16            | 214    |



COMMONWEALTH OF PENNSYLVANIA  
VOTER REGISTRATION LIST MAINTENANCE ACTIVITIES  
CANCELLATION OF VOTER REGISTRATION  
2018

**ACTIVE VOTER REGISTRATIONS CANCELLED**

| COUNTY NAME         | VOTER'S REQUEST | VOTER'S DEATH | OTHER MOVE CONFIRM | VOTER REMOVAL PROGRAM | CANVASS   | PENNDOT MOVE CONFIRM | TOTAL          |
|---------------------|-----------------|---------------|--------------------|-----------------------|-----------|----------------------|----------------|
| JUNIATA             | 4               | 139           | 67                 | 7                     | 0         | 226                  | 443            |
| LACKAWANNA          | 20              | 1,746         | 561                | 25                    | 0         | 1,233                | 3,591          |
| LANCASTER           | 78              | 2,901         | 1,342              | 104                   | 0         | 3,153                | 7,592          |
| LAWRENCE            | 9               | 690           | 234                | 36                    | 0         | 521                  | 1,494          |
| LEBANON             | 17              | 912           | 467                | 51                    | 0         | 1,457                | 2,912          |
| LEHIGH              | 58              | 1,893         | 1,415              | 49                    | 1         | 3,593                | 7,032          |
| LUZERNE             | 23              | 1,950         | 899                | 34                    | 0         | 1,409                | 4,324          |
| LYCOMING            | 12              | 733           | 307                | 42                    | 0         | 724                  | 1,819          |
| MCKEAN              | 3               | 301           | 112                | 7                     | 0         | 198                  | 621            |
| MERCER              | 16              | 915           | 257                | 6                     | 0         | 570                  | 1,764          |
| MIFFLIN             | 4               | 356           | 129                | 11                    | 0         | 298                  | 802            |
| MONROE              | 19              | 870           | 712                | 50                    | 0         | 1,245                | 2,899          |
| MONTGOMERY          | 197             | 4,493         | 3,941              | 391                   | 0         | 7,787                | 16,833         |
| MONTOUR             | 4               | 171           | 319                | 10                    | 0         | 6                    | 512            |
| NORTHAMPTON         | 43              | 1,748         | 1,329              | 54                    | 0         | 3,221                | 6,402          |
| NORTHUMBERLAND      | 14              | 738           | 340                | 41                    | 0         | 854                  | 1,994          |
| PERRY               | 3               | 256           | 194                | 28                    | 0         | 574                  | 1,056          |
| PHILADELPHIA        | 387             | 7,605         | 6,278              | 322                   | 38        | 11,502               | 26,305         |
| PIKE                | 14              | 325           | 224                | 17                    | 0         | 422                  | 1,007          |
| POTTER              | 1               | 139           | 44                 | 11                    | 0         | 124                  | 322            |
| SCHUYLKILL          | 26              | 1,069         | 326                | 31                    | 0         | 1,040                | 2,493          |
| SNYDER              | 6               | 216           | 153                | 18                    | 0         | 366                  | 759            |
| SOMERSET            | 2               | 538           | 200                | 1                     | 0         | 514                  | 1,256          |
| SULLIVAN            | 0               | 72            | 22                 | 0                     | 0         | 71                   | 165            |
| SUSQUEHANNA         | 3               | 296           | 105                | 8                     | 0         | 237                  | 652            |
| TIOGA               | 1               | 314           | 129                | 11                    | 0         | 253                  | 709            |
| UNION               | 21              | 215           | 212                | 14                    | 0         | 400                  | 863            |
| VENANGO             | 11              | 376           | 130                | 22                    | 0         | 391                  | 930            |
| WARREN              | 5               | 314           | 93                 | 5                     | 0         | 215                  | 632            |
| WASHINGTON          | 25              | 1,427         | 723                | 45                    | 0         | 1,497                | 3,727          |
| WAYNE               | 7               | 360           | 164                | 24                    | 0         | 433                  | 993            |
| WESTMORELAND        | 74              | 2,800         | 1,191              | 128                   | 4         | 2,563                | 6,773          |
| WYOMING             | 5               | 220           | 120                | 10                    | 0         | 308                  | 664            |
| YORK                | 54              | 2,253         | 1,197              | 93                    | 0         | 3,032                | 6,635          |
| <b>PENNSYLVANIA</b> | <b>2,311</b>    | <b>79,178</b> | <b>50,516</b>      | <b>3,458</b>          | <b>86</b> | <b>95,332</b>        | <b>231,476</b> |

**INACTIVE VOTER REGISTRATIONS CANCELLED**

| VOTER'S REQUEST | VOTER'S DEATH | OTHER MOVE CONFIRM | VOTER REMOVAL PROGRAM | PENNDOT MOVE CONFIRM | RESPONSE TO MAILING | CANVASS    | 5 YEAR NOTICE | TOTAL          |
|-----------------|---------------|--------------------|-----------------------|----------------------|---------------------|------------|---------------|----------------|
| 0               | 27            | 22                 | 1,050                 | 30                   | 0                   | 0          | 4             | 1,129          |
| 5               | 279           | 139                | 5,362                 | 170                  | 0                   | 0          | 74            | 5,955          |
| 14              | 497           | 448                | 62                    | 456                  | 0                   | 0          | 11            | 1,482          |
| 10              | 127           | 42                 | 1,861                 | 48                   | 1                   | 0          | 49            | 2,089          |
| 6               | 113           | 78                 | 65                    | 111                  | 7                   | 0          | 62            | 374            |
| 22              | 370           | 402                | 985                   | 520                  | 7                   | 3          | 961           | 2,316          |
| 3               | 371           | 228                | 119                   | 200                  | 0                   | 0          | 3             | 922            |
| 0               | 125           | 70                 | 1,665                 | 86                   | 0                   | 0          | 64            | 1,946          |
| 9               | 64            | 18                 | 616                   | 23                   | 0                   | 0          | 16            | 730            |
| 3               | 150           | 80                 | 2,712                 | 102                  | 0                   | 0          | 81            | 3,047          |
| 2               | 43            | 22                 | 1,503                 | 24                   | 0                   | 0          | 2             | 1,594          |
| 10              | 126           | 150                | 6,608                 | 173                  | 0                   | 2          | 91            | 7,070          |
| 85              | 715           | 888                | 1,234                 | 937                  | 16                  | 0          | 896           | 3,867          |
| 0               | 19            | 62                 | 1                     | 0                    | 0                   | 0          | 1             | 82             |
| 17              | 288           | 308                | 5,636                 | 378                  | 0                   | 0          | 123           | 6,631          |
| 0               | 5             | 9                  | 0                     | 10                   | 0                   | 1          | 0             | 25             |
| 1               | 56            | 44                 | 32                    | 74                   | 0                   | 0          | 6             | 210            |
| 39              | 1,171         | 1,444              | 20,679                | 1,291                | 1                   | 35         | 410           | 24,688         |
| 0               | 32            | 51                 | 3,794                 | 57                   | 0                   | 0          | 20            | 3,935          |
| 0               | 20            | 16                 | 390                   | 12                   | 0                   | 1          | 15            | 439            |
| 0               | 167           | 99                 | 103                   | 142                  | 0                   | 0          | 92            | 511            |
| 0               | 39            | 21                 | 11                    | 40                   | 0                   | 0          | 11            | 111            |
| 0               | 67            | 47                 | 12                    | 71                   | 0                   | 0          | 0             | 198            |
| 0               | 7             | 3                  | 0                     | 10                   | 0                   | 0          | 0             | 20             |
| 13              | 85            | 23                 | 952                   | 26                   | 0                   | 0          | 73            | 1,099          |
| 0               | 60            | 33                 | 2,383                 | 37                   | 0                   | 0          | 31            | 2,513          |
| 6               | 21            | 32                 | 7                     | 32                   | 0                   | 0          | 0             | 98             |
| 4               | 53            | 30                 | 53                    | 35                   | 0                   | 0          | 38            | 175            |
| 2               | 87            | 47                 | 7                     | 32                   | 0                   | 0          | 3             | 175            |
| 15              | 300           | 221                | 62                    | 230                  | 0                   | 0          | 34            | 831            |
| 0               | 59            | 40                 | 1,236                 | 36                   | 0                   | 0          | 60            | 1,371          |
| 11              | 551           | 336                | 308                   | 376                  | 0                   | 0          | 274           | 1,586          |
| 1               | 16            | 16                 | 27                    | 27                   | 0                   | 0          | 19            | 88             |
| 13              | 523           | 309                | 25                    | 326                  | 0                   | 0          | 14            | 1,196          |
| <b>516</b>      | <b>12,246</b> | <b>11,370</b>      | <b>105,393</b>        | <b>10,916</b>        | <b>62</b>           | <b>649</b> | <b>8,121</b>  | <b>141,218</b> |

## *Appendix E*

A summary of data for “motor voter” applications by political party.

This information is provided directly by the contract vendor who processes the application for the Department and PennDOT. These statistics relate to the number of individuals who applied to register to vote at a photo license center. The total number of applications provided by the contracted vendor may differ from the counties’ total applications received from PennDOT for a variety of reasons, including not having been received by the counties until the next reporting period.

COMMONWEALTH OF PENNSYLVANIA  
VOTER REGISTRATION APPLICATIONS BY POLITICAL PARTY  
RECEIVED AT PENNDOT LICENSE CENTERS  
2018

| County Name | Democratic | Republican | Other | Total  | County Name         | Democratic    | Republican    | Other         | Total          |
|-------------|------------|------------|-------|--------|---------------------|---------------|---------------|---------------|----------------|
| ADAMS       | 591        | 1,194      | 673   | 2,458  | LACKAWANNA          | 1,311         | 1,022         | 825           | 3,158          |
| ALLEGHENY   | 11,491     | 6,596      | 6,566 | 24,653 | LANCASTER           | 3,051         | 3,593         | 2,900         | 9,544          |
| ARMSTRONG   | 278        | 680        | 307   | 1,265  | LAWRENCE            | 410           | 620           | 369           | 1,399          |
| BEAVER      | 942        | 1,275      | 775   | 2,992  | LEBANON             | 819           | 1,304         | 854           | 2,977          |
| BEDFORD     | 93         | 433        | 156   | 682    | LEHIGH              | 3,992         | 2,361         | 2,758         | 9,111          |
| BERKS       | 3,504      | 2,859      | 2,637 | 9,000  | LUZERNE             | 2,041         | 1,835         | 1,355         | 5,231          |
| BLAIR       | 469        | 947        | 463   | 1,879  | LYCOMING            | 453           | 876           | 496           | 1,825          |
| BRADFORD    | 222        | 571        | 305   | 1,098  | McKEAN              | 119           | 325           | 192           | 636            |
| BUCKS       | 5,618      | 4,849      | 4,019 | 14,486 | MERCER              | 575           | 794           | 414           | 1,783          |
| BUTLER      | 1,001      | 1,827      | 986   | 3,814  | MIFFLIN             | 190           | 395           | 154           | 739            |
| CAMBRIA     | 568        | 997        | 427   | 1,992  | MONROE              | 2,078         | 1,440         | 1,508         | 5,026          |
| CAMERON     | 10         | 27         | 21    | 58     | MONTGOMERY          | 7,497         | 4,525         | 4,670         | 16,692         |
| CARBON      | 354        | 523        | 367   | 1,244  | MONTOUR             | 85            | 195           | 115           | 395            |
| CENTRE      | 1,007      | 944        | 742   | 2,693  | NORTHAMPTON         | 2,756         | 2,226         | 2,259         | 7,241          |
| CHESTER     | 4,199      | 3,529      | 3,183 | 10,911 | NORTHUMBERLAND      | 365           | 632           | 374           | 1,371          |
| CLARION     | 112        | 260        | 120   | 492    | PERRY               | 183           | 443           | 224           | 850            |
| CLEARFIELD  | 281        | 668        | 301   | 1,250  | PHILADELPHIA        | 20,116        | 3,656         | 7,757         | 31,529         |
| CLINTON     | 156        | 282        | 143   | 581    | PIKE                | 487           | 668           | 597           | 1,752          |
| COLUMBIA    | 277        | 454        | 278   | 1,009  | POTTER              | 37            | 168           | 68            | 273            |
| CRAWFORD    | 266        | 487        | 291   | 1,044  | SCHUYLKILL          | 621           | 1,050         | 533           | 2,204          |
| CUMBERLAND  | 1,669      | 2,167      | 1,523 | 5,359  | SNYDER              | 98            | 226           | 124           | 448            |
| DAUPHIN     | 2,825      | 1,992      | 1,838 | 6,655  | SOMERSET            | 240           | 642           | 228           | 1,110          |
| DELAWARE    | 4,758      | 2,737      | 2,559 | 10,054 | SULLIVAN            | 20            | 74            | 39            | 133            |
| ELK         | 129        | 267        | 115   | 511    | SUSQUEHANNA         | 162           | 378           | 183           | 723            |
| ERIE        | 1,694      | 1,521      | 1,220 | 4,435  | TIOGA               | 141           | 422           | 222           | 785            |
| FAYETTE     | 752        | 1,012      | 513   | 2,277  | UNION               | 159           | 265           | 189           | 613            |
| FOREST      | 18         | 40         | 21    | 79     | VENANGO             | 191           | 375           | 207           | 773            |
| FRANKLIN    | 767        | 1,617      | 942   | 3,326  | WARREN              | 132           | 335           | 199           | 666            |
| FULTON      | 44         | 160        | 55    | 259    | WASHINGTON          | 1,150         | 1,722         | 862           | 3,734          |
| GREENE      | 186        | 313        | 152   | 651    | WAYNE               | 296           | 513           | 332           | 1,141          |
| HUNTINGDON  | 148        | 302        | 111   | 561    | WESTMORELAND        | 1,948         | 2,882         | 1,464         | 6,294          |
| INDIANA     | 263        | 538        | 258   | 1,059  | WYOMING             | 117           | 216           | 109           | 442            |
| JEFFERSON   | 140        | 418        | 178   | 736    | YORK                | 2,754         | 3,971         | 2,669         | 9,394          |
| JUNIATA     | 72         | 205        | 55    | 332    | <b>PENNSYLVANIA</b> | <b>99,498</b> | <b>82,840</b> | <b>67,549</b> | <b>249,887</b> |

## *Appendix F*

Summary of the Department's efforts to comply with the National Voter Registration Act of 1993.

The charts illustrate the voter registration activity at the agency level on a monthly basis. Included are the number of registration offers that were made and the number of offers that were declined.

COMMONWEALTH OF PENNSYLVANIA  
SUMMARY OF VOTER REGISTRATIONS OFFERED FROM PREFERENCE FORM  
DATA FROM NVRA AGENCIES  
2018

|              | WIC            | D.A.         | County MH/ID  | CAO              | COOC         | C&Y            | HC         | SSHE       | Special Ed. Prg. | AAA            | Para-Transit  | Total            |
|--------------|----------------|--------------|---------------|------------------|--------------|----------------|------------|------------|------------------|----------------|---------------|------------------|
| January      | 18,979         | 931          | 4,566         | 260,220          | 148          | 12,886         | 41         | 110        | 3                | 13,508         | 2,223         | 313,615          |
| February     | 16,529         | 963          | 3,489         | 228,232          | 176          | 10,510         | 16         | 0          | 3                | 12,690         | 1,880         | 274,488          |
| March        | 17,505         | 867          | 4,517         | 253,064          | 242          | 13,151         | 44         | 26         | 5                | 13,438         | 1,883         | 304,742          |
| April        | 18,148         | 298          | 4,368         | 246,518          | 216          | 12,883         | 20         | 15         | 2                | 14,053         | 1,898         | 298,419          |
| May          | 18,527         | 272          | 3,990         | 254,096          | 464          | 10,474         | 133        | 8          | 17               | 14,190         | 1,810         | 303,981          |
| June         | 17,590         | 268          | 3,942         | 255,130          | 494          | 7,510          | 29         | 9          | 0                | 12,901         | 1,866         | 299,739          |
| July         | 17,879         | 331          | 4,303         | 245,601          | 500          | 7,811          | 133        | 8          | 0                | 14,056         | 2,319         | 292,941          |
| August       | 20,144         | 38           | 4,224         | 275,640          | 598          | 8,718          | 36         | 112        | 0                | 15,331         | 2,492         | 327,333          |
| September    | 16,095         | 32           | 3,595         | 242,694          | 232          | 372            | 28         | 0          | 7                | 12,769         | 1,984         | 277,808          |
| October      | 19,195         | 200          | 4,363         | 260,261          | 358          | 8,460          | 48         | 32         | 5                | 14,455         | 2,165         | 309,542          |
| November     | 15,331         | 2,367        | 4,037         | 268,875          | 126          | 398            | 6          | 0          | 7                | 11,516         | 1,783         | 304,446          |
| December     | 14,337         | 33           | 3,842         | 261,298          | 194          | 7,579          | 12         | 0          | 0                | 11,092         | 1,514         | 299,901          |
| <b>Total</b> | <b>210,259</b> | <b>6,600</b> | <b>49,236</b> | <b>3,051,629</b> | <b>3,748</b> | <b>100,752</b> | <b>546</b> | <b>320</b> | <b>49</b>        | <b>159,999</b> | <b>23,817</b> | <b>3,606,955</b> |

|  |
|--|
| <b>WIC</b> - Women, Infants and Children                                 |
| <b>D.A.</b> - Disability Agencies  |
| <b>County MH/ID</b> - County Mental Health and Intellectual Disabilities |
| <b>CAO</b> - County Assistance Offices                                   |
| <b>COOC</b> - Clerk of Orphan's Court                                    |
| <b>C&amp;Y</b> - County Children and Youth Offices                       |
| <b>HC</b> - Health Care facilities                                       |
| <b>SSHE</b> - State System of Higher Education                           |
| <b>Special Ed. Program</b> - Bureau of Special Education                 |
| <b>AAA</b> - Area Agencies on Aging                                      |

COMMONWEALTH OF PENNSYLVANIA  
SUMMARY OF VOTER REGISTRATIONS DECLINED FROM PREFERENCE FORM  
DATA FROM NVRA AGENCIES  
2018

|              | WIC            | D.A.         | County MH/ID  | CAO            | COOC         | C&Y           | HC         | SSHE       | Special Ed. Prg. | AAA            | Para-Transit | Total            |
|--------------|----------------|--------------|---------------|----------------|--------------|---------------|------------|------------|------------------|----------------|--------------|------------------|
| January      | 18,525         | 790          | 4,104         | 62,395         | 144          | 4,184         | 35         | 102        | 0                | 9,196          | 200          | 99,675           |
| February     | 14,649         | 840          | 3,368         | 50,132         | 166          | 3,924         | 16         | 0          | 0                | 8,843          | 176          | 82,114           |
| March        | 17,073         | 770          | 3,986         | 53,291         | 229          | 4,727         | 40         | 25         | 1                | 9,460          | 176          | 89,778           |
| April        | 17,690         | 248          | 3,943         | 55,705         | 209          | 5,055         | 19         | 14         | 1                | 9,810          | 238          | 92,932           |
| May          | 18,071         | 21           | 3,831         | 55,931         | 431          | 3,846         | 102        | 6          | 8                | 9,702          | 200          | 92,149           |
| June         | 17,099         | 237          | 3,346         | 54,518         | 459          | 4,015         | 14         | 9          | 0                | 8,728          | 210          | 88,635           |
| July         | 17,146         | 288          | 3,851         | 59,075         | 483          | 4,801         | 123        | 6          | 0                | 9,591          | 323          | 95,687           |
| August       | 19,650         | 33           | 3,719         | 62,543         | 574          | 5,299         | 33         | 100        | 0                | 10,603         | 217          | 102,771          |
| September    | 15,618         | 27           | 3,246         | 55,994         | 210          | 4,923         | 22         | 0          | 3                | 8,521          | 243          | 88,807           |
| October      | 18,523         | 179          | 3,903         | 65,058         | 339          | 5,785         | 41         | 29         | 2                | 9,688          | 217          | 103,764          |
| November     | 14,756         | 2,200        | 3,680         | 57,171         | 118          | 4,389         | 6          | 0          | 0                | 7,507          | 179          | 90,006           |
| December     | 13,943         | 20           | 5,645         | 51,447         | 169          | 4,388         | 12         | 0          | 0                | 7,205          | 135          | 82,964           |
| <b>Total</b> | <b>202,743</b> | <b>5,653</b> | <b>46,622</b> | <b>683,260</b> | <b>3,531</b> | <b>55,336</b> | <b>463</b> | <b>291</b> | <b>15</b>        | <b>108,854</b> | <b>2,514</b> | <b>1,109,282</b> |

|  |
|--|
| <b>WIC</b> - Women, Infants and Children                                 |
| <b>D.A.</b> - Disability Agencies  |
| <b>County MH/ID</b> - County Mental Health and Intellectual Disabilities |
| <b>CAO</b> - County Assistance Offices                                   |
| <b>COOC</b> - Clerk of Orphan's Court                                    |
| <b>C&amp;Y</b> - County Children and Youth Offices                       |
| <b>HC</b> - Health Care facilities                                       |
| <b>SSHE</b> - State System of Higher Education                           |
| <b>Special Ed. Program</b> - Bureau of Special Education                 |
| <b>AAA</b> - Area Agencies on Aging                                      |