



**THE ADMINISTRATION OF VOTER  
REGISTRATION IN PENNSYLVANIA**

**2021 REPORT TO THE GENERAL ASSEMBLY  
PENNSYLVANIA DEPARTMENT OF STATE**

**JUNE 2022**

**Tom Wolf**

**Governor**

**Leigh M. Chapman**

**Acting Secretary of the Commonwealth**

June 30, 2022

Dear Members of the General Assembly:

As Acting Secretary of the Commonwealth, I am pleased to report on the administration of voter registration in Pennsylvania for calendar year 2021. I trust you will find this information useful.

Voter registration in Pennsylvania is a joint effort between county and state officials. In 2021, the Department of State continued its partnership with the state's 67 county election boards and voter registration commissions. The Department supported counties in a variety of ways, including through voter education materials and through voter registration and mail ballot application forms available both in print and online in multiple languages. The Department continues its collaboration with the state agencies designated under the National Voter Registration Act of 1993 (NVRA) to administer voter registration programs.

The Statewide Uniform Registry of Electors (SURE) system, implemented in Pennsylvania through Act 3 of 2002, is the bedrock of Pennsylvania's voter registration system. As of December 31, 2021, there were approximately 8.7 million registered voters in Pennsylvania. In 2021, the department began its work to update the aging SURE system and is working closely with county officials to implement the new SURE system after the 2022 general election.

The Department remains committed to fulfilling its responsibilities under the NVRA and Pennsylvania's voter registration law. The Department will continue to promote voter registration and civic engagement through its outreach efforts across the Commonwealth.

If you have questions about this report, please contact the Bureau of Elections at (717) 787-5280.

Sincerely,

Leigh M Chapman  
Acting Secretary of the Commonwealth

## Contents

Executive Summary.....	6
Effectiveness of Voter Registration Modernization Efforts.....	6
Online Voter Registration (OVR).....	6
OVR WebAPI and Agency Voter Registration .....	6
Enhanced Voter List Maintenance.....	7
Opportunities for Improvement.....	8
Voter Registration Statistics.....	8
Total Voter Registration by Party.....	8
Total Voter Registration by Party, Trend Since 2017.....	9
Areas of Growth and Decline.....	9
Highest Overall Registration Growth and Highest Overall Decline Since 2020.....	9
Detailed Breakdown of Change since Prior Year (2020).....	10
Highest Overall Registration Growth and Highest Overall Decline Since 2017.....	12
Detailed Breakdown of Change since Prior Cycle (2017).....	12
List Maintenance.....	14
List Maintenance Mailings.....	14
2021 Five-Year Notice Responses Summary.....	15
2021 NCOA Notice Summary.....	16
2021 ERIC Duplicate Notices.....	16
2021 ERIC In-State Moves.....	18
2021 ERIC Out-of-State Moves.....	19
2021 Address Verification Notices (AVNs).....	20
PennDOT Change of Address Summary.....	20
Voter Registration Cancellations.....	21
Common Active Voter Registration Cancellations by Voter Status and Year.....	23
Common Inactive Voter Registration Cancellations by Status and Year.....	24
National Voter Registration Act (NVRA).....	24
NVRA Agency Registrations.....	24
Total Agency Voter Registration from 2017 and 2021.....	26

Pennsylvania Department of Transportation .....	26
Application Process to Register to Vote at a PennDOT Center.....	27
Online Voter Registration.....	28
Web Application Programming Interface(Web API).....	28
Comparison of Voter Registration Methods.....	29
Demographics of Online Voter Registration .....	29
Voter Hall of Fame .....	30
Statewide Uniform Registry of Electors (SURE) .....	30
SURE Voter Registration (SURE VR) .....	30
SURE Portals.....	31
Public Portal .....	31
County Portal .....	31
Agency Portal .....	31
WebAPI .....	31
Annual Report Data: Appendices.....	32
Appendix A.....	33
Appendix B .....	36
Appendix C.....	39
Appendix D.....	53
Appendix E .....	72
Appendix F .....	75

[Intentionally left blank]

## EXECUTIVE SUMMARY

In 2021 the Department of State (Department) worked closely with the public, each of the 67-county boards of elections, Commonwealth agencies designated with voter registration responsibilities, and voter registration advocacy groups. This report represents a summary of statistics and initiatives that support voter registration administration in Pennsylvania. The data contained in this report reflects transactions processed through the SURE system between January 1, 2021 and December 31, 2021.

All 2021 data referenced in this report is available in its entirety within the [Annual Report Data](#) section starting on page 32 of this report. Data from previous years can be found in the respective annual reports, which are available online at [www.dos.pa.gov](http://www.dos.pa.gov).

### Effectiveness of Voter Registration Modernization Efforts

#### Online Voter Registration (OVR)

The Pennsylvania Online Voter Registration (OVR) Application was deployed on August 27, 2015. The OVR application provides residents of Pennsylvania with the opportunity to register to vote or change an existing voter registration online and electronically submit voter registration data to their county voter registration office for processing. The Department actively engaged election stakeholders outside of the Department, such as county election directors, the elections advocacy community, and Pennsylvania citizens.

To ensure that the final product would be universally useable, DOS engaged the Center for Civic Design to review the text and the logical flow of information. The Center also field tested the application in an urban and a rural community and provided additional feedback that informed the product. This highly interactive development process engaged stakeholders outside of the agency and tested the final product with end users before it was launched, resulting in a better product overall and one that has been embraced by Pennsylvania voters in overwhelming numbers.

The Department developed a secure connection with the Pennsylvania Department of Transportation (PennDOT) through which the Department can obtain digital images of signatures for those applicants who are PennDOT clients. For registrants who are not PennDOT clients, the OVR application provides applicants with the options to print, sign and mail a hard copy application or request that a signature form be mailed to them to complete the application process or to upload a digital image their signature if the applicant could not be verified through PennDOT.

#### OVR WebAPI and Agency Voter Registration

From its launch in 2015 through the end of 2021, OVR has been the preferred method of voter registration over traditional paper voter registration applications. Nearly 2.9 million new and change applications have been submitted via OVR versus 2 million new and change applications submitted on paper. More than 250,000 of the OVR applications were submitted through the Department of State's Web Application Programming Interface (Web API), including more than 40,000 applications submitted by state agencies as part of the Commonwealth's compliance with the National Voter

Registration Act (NVRA). Web API is a programmatic interface that allows a voter registration agency or an organization conducting voter registration activities to connect to OVR to facilitate voter registration through a custom application or website. Unlike traditional paper voter registration drives, a voter registration application submitted through Web API can be traced to a specific organization to provide greater auditability and accountability.

The Department of Human Services (DHS) was the first agency to establish a Web API service for its clients. API has significantly enhanced this agency's ability to efficiently meet its NVRA responsibilities by providing a mechanism to register to vote for remote and/or electronic interactions with its clients. Indeed, the Department of Human Services accounts for the vast majority of voter registration opportunities at NVRA agencies.

In December 2021, DOS worked with PennDOT to update Motor Voter services to ensure that they are fully compliant with the NVRA. For example, the voter registration transactions that are done online and through the mail when a voter makes certain updates to their driver record now incorporate updated instructions that make voter registration an opt-out option to ensure that changes are transmitted from PennDOT to county voter registration commissions for all citizens who are qualified to be registered. As part of its SURE modernization project, DOS plans to make additional enhancements to Motor Voter that will expand voter registration opportunities and streamline the process of transmitting voter registration applications to counties.

### Enhanced Voter List Maintenance

One of the primary benefits of the Department's initiative to update the aging SURE system is the additional tools counties will have to manage their workflow, including a user dashboard that provides an overview of unprocessed work and task lists. This functionality will be especially helpful in managing voter list maintenance activities that include multi-step voter removal programs, such as the National Change of Address Program and the Five-year Notice Program.

Also in 2015, Pennsylvania joined the Electronic Registration Information Center (ERIC). ERIC is a non-profit organization with the sole mission of assisting states to improve the accuracy of America's voter rolls and increase access to voter registration for all eligible citizens. ERIC is governed and managed by the member states and was formed in 2012 with assistance from The Pew Charitable Trusts. ERIC membership has grown from the original 7 states to 31 states and the District of Columbia. ERIC is an invaluable resource for member states.

Pennsylvania's membership in ERIC has benefited the Commonwealth by giving the department and county voter registration commissions additional reliable data to maintain our voter rolls and to connect qualified unregistered citizens with the forms and information they need to register. In addition to facilitating the statutorily mandated voter removal programs, ERIC's data also enables Pennsylvania to identify additional potential duplicate records and additional in-state and cross-state movers. Together with the additional visibility into the county's workflow through the updated SURE system, ERIC's data will further improve data quality and streamline voter list maintenance activities for county voter registration commissions. ERIC could also provide Pennsylvania with access to additional deceased voter data via an agreement with the Social Security Administration. However,

the Pennsylvania Election Code limits the sources from which the county voter registration commissions can obtain information regarding deceased voters, and thus prevents the counties from utilizing this data.

## Opportunities for Improvement

The Commonwealth has made great strides over the past several years to modernize voter registration and voter list maintenance activities, but there is more work to be done.

- First, DOS plans to expand WebAPI to other state agencies that must provide voter registration opportunities to make it easier to register and to reduce paper applications coming from these agencies to counties. This will reduce data entry errors and it will enhance reporting from these agencies.
- DOS also wants to utilize WebAPI to make Motor Voter transactions as close to real-time as possible, meaning voter registration applications from PennDOT will enter the workflow of counties on an ongoing basis instead of being uploaded in batches at specific intervals.
- Finally, DOS wants to fully utilize the services available through its ERIC membership, but this will require amendments to Section 1505 of Pennsylvania’s voter registration law at 25 Pa.C.S. § 1505.

## Voter Registration Statistics

---

Through the Statewide Uniform Registry of Electors (SURE) system, the county voter registration commissions maintain a complete list of all eligible registered voters in the Commonwealth. As of December 2021, there were 8,676,127 registered voters. This was an overall decrease of voters (3.64%) since the end of the previous calendar year (December 2020) but was an overall increase of voters since the end of the municipal election year of 2017 (2.86%) – the last municipal election cycle that occurred after a presidential election. The charts in this section represent a high-level snapshot of the change in voter registration over both the previous calendar year and the four-year period since the end of 2017. Details broken down by county and party can be found in Appendices A and B.

### Total Voter Registration by Party

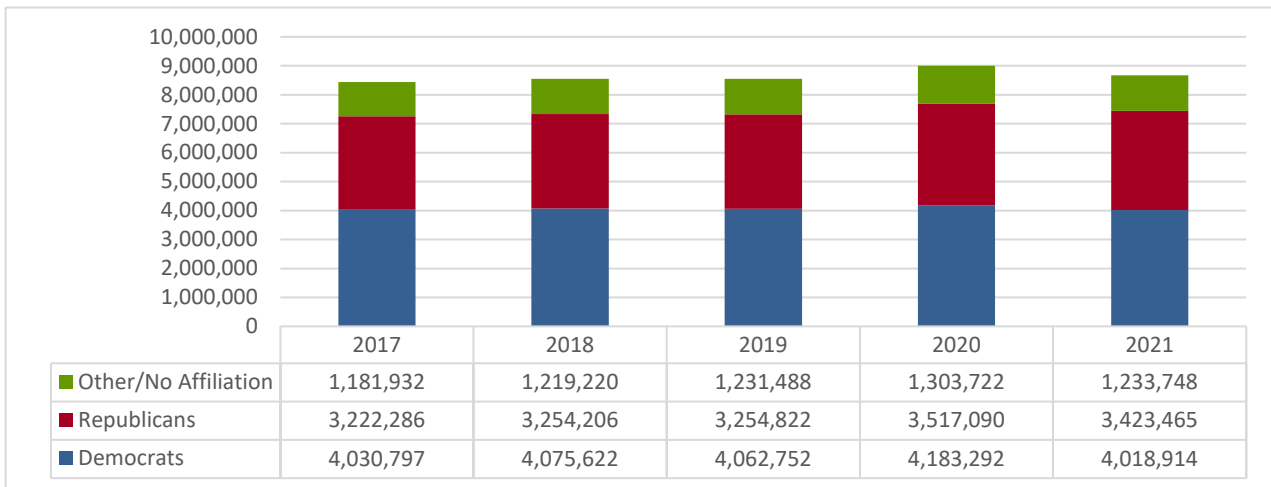
The chart below depicts change in voter registration over a four-year period since the end of 2017 and whether that change represented growth or decline in general party affiliation. The 2017 data was carried over from the [2017 annual report on voter registration](#). Therefore, the data from 2017 is as of Dec 31, 2017.



Affiliation	2021 Registrants	2017 Registrants	Change Since 2017
Democratic	4,018,914	4,030,797	-11,883
Republican	3,423,465	3,222,286	201,179
Other/No Affiliation	1,233,748	1,181,932	51,816
Total Registration	8,676,127	8,435,015	241,112

## Total Voter Registration by Party, Trend Since 2017

The chart below portrays change in party affiliation over a four-year period between 2017– 2021.

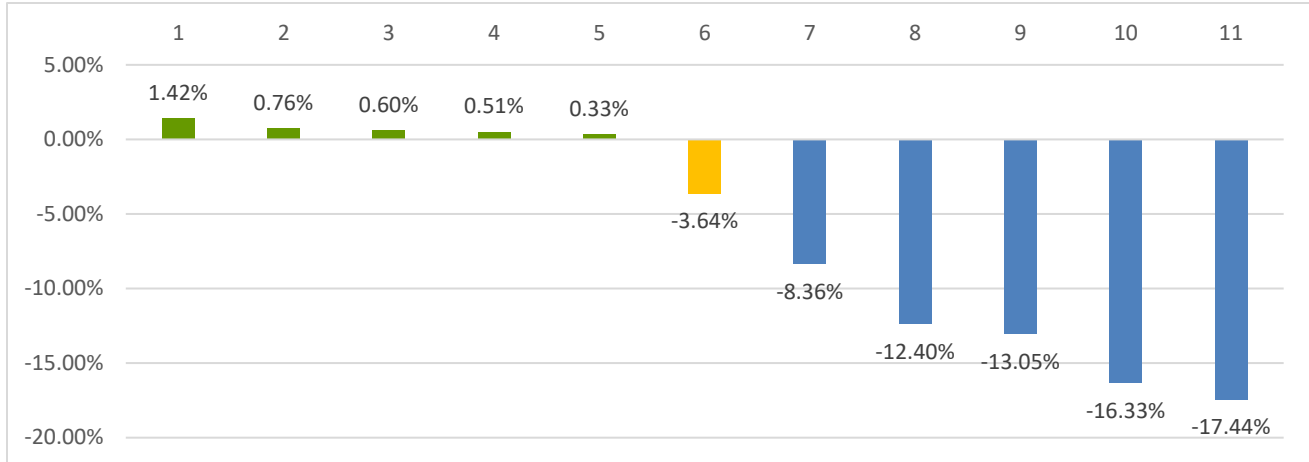


## Areas of Growth and Decline

This section shows the voter registration growth and decline as compared to the previous year and over a four-year period. The charts are done in two parts: 1) Growth and decline in registration for this year as compared to previous year, and 2) growth and decline in registration over the four-year period between the end of 2017 and the end of 2021. For each section, the charts represent the highest counties within each category with their rate of growth or decline when compared to either last year’s totals or totals from 2017. The tables show the growths or decline for all the 67 counties.

### Highest Overall Registration Growth and Highest Overall Decline Since 2020

The chart below shows the five (5) counties with the highest overall registration growth, and the five (5) with the highest decline since last year.



### Detailed Breakdown of Change since Prior Year (2020)

The table below contains the percentage change in total voter registration for each of the 67 counties between 2020 and 2021. The information is organized from greatest growth to least growth, or decline, if a county experienced a decrease in overall voter registration.

County Name	Regn Change %
CHESTER	1.42%
WAYNE	0.76%
BERKS	0.60%
FRANKLIN	0.51%
LEHIGH	0.33%
SULLIVAN	0.28%
DAUPHIN	0.25%
POTTER	0.17%
LACKAWANNA	0.07%
NORTHUMBERLAND	0.04%
BRADFORD	0.00%
BEDFORD	-0.11%
CLEARFIELD	-0.25%
BEAVER	-0.43%
LAWRENCE	-0.44%
FULTON	-0.46%
ERIE	-0.46%
FAYETTE	-0.53%
LYCOMING	-0.57%
ELK	-0.67%
HUNTINGDON	-0.82%
UNION	-1.08%
PERRY	-1.56%

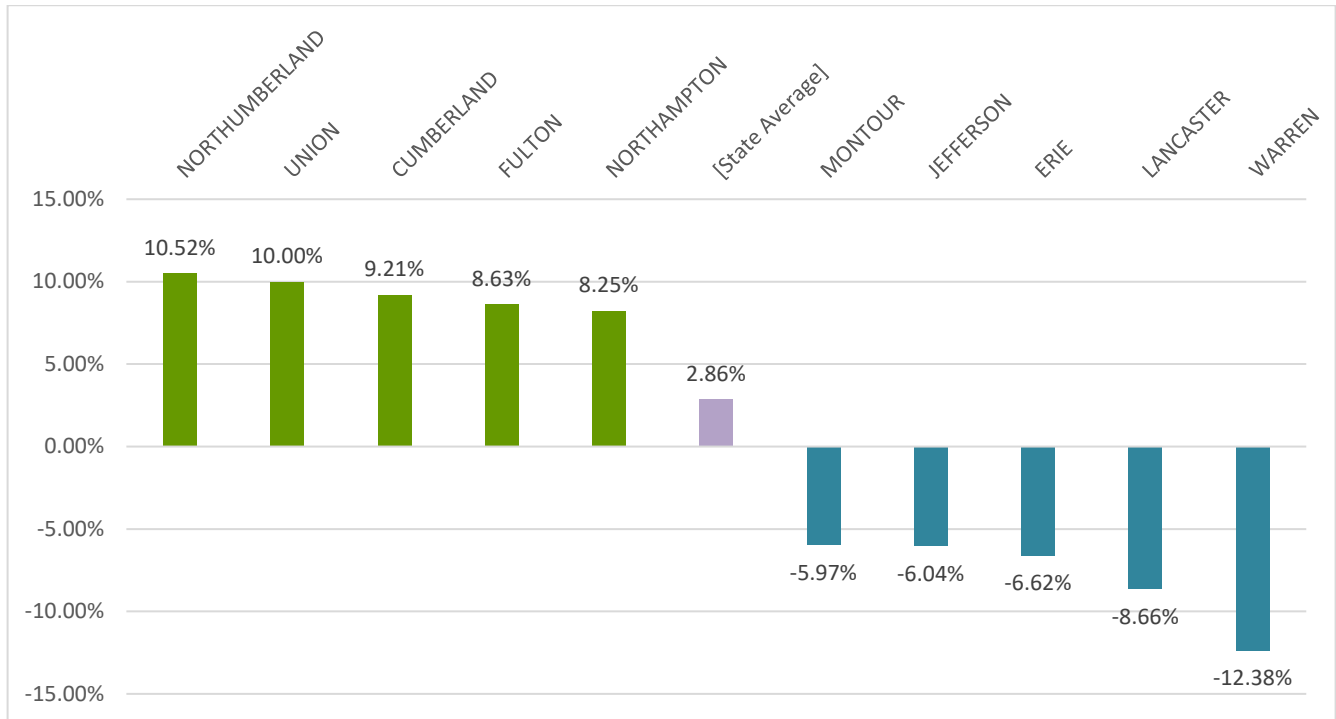
County Name	Regn Change %
SOMERSET	-1.56%
YORK	-1.81%
ALLEGHENY	-1.93%
MONTGOMERY	-2.18%
SUSQUEHANNA	-2.26%
CUMBERLAND	-2.30%
SCHUYLKILL	-2.32%
LEBANON	-2.34%
CLINTON	-2.37%
ADAMS	-2.51%
VENANGO	-2.58%
BUCKS	-2.68%
WESTMORELAND	-3.09%
PIKE	-3.16%
CAMBRIA	-3.29%
JUNIATA	-3.33%
NORTHAMPTON	-3.48%
GREENE	-3.50%
COLUMBIA	-3.61%
TIOGA	-3.66%
CLARION	-3.71%
BLAIR	-3.75%
CAMERON	-3.75%

County Name	Regn Change %
WYOMING	-3.82%
McKEAN	-3.84%
MIFFLIN	-3.86%
DELAWARE	-4.20%
MERCER	-4.20%
MONROE	-4.34%
FOREST	-4.82%
ARMSTRONG	-4.86%
SNYDER	-4.87%
INDIANA	-5.74%
BUTLER	-6.06%

County Name	Regn Change %
CENTRE	-6.41%
CRAWFORD	-7.08%
PHILADELPHIA	-7.10%
WASHINGTON	-7.55%
CARBON	-7.58%
LUZERNE	-8.36%
MONTOUR	-12.40%
JEFFERSON	-13.05%
WARREN	-16.33%
LANCASTER	-17.44%

### Highest Overall Registration Growth and Highest Overall Decline Since 2017

When compared to the most recent, similar municipal election cycle (2017), the chart below characterizes counties with the greatest levels of growth or decline to 2021 registration figures. In this section, the changes are compared between 2017 and 2021. The top five (5) counties are shown for each comparison unless fewer than five (5) counties experienced a decline in registration.



### Detailed Breakdown of Change since Prior Cycle (2017)

The table below contains the percentage change in total voter registration for each of the 67 counties since the previous four-year cycle (2017). The information is organized from greatest growth to least growth or decline if a county experienced a decrease in overall voter registration.

County Name	Regn Change %
<b>NORTHUMBERLAND</b>	10.519%
<b>UNION</b>	10.001%
<b>CUMBERLAND</b>	9.209%
<b>FULTON</b>	8.625%
<b>NORTHAMPTON</b>	8.247%
<b>FRANKLIN</b>	8.099%
<b>ADAMS</b>	8.009%
<b>BEDFORD</b>	7.832%
<b>CHESTER</b>	7.715%
<b>LEBANON</b>	7.529%
<b>BUTLER</b>	7.503%
<b>MONTGOMERY</b>	7.192%

County Name	Regn Change %
<b>WAYNE</b>	6.703%
<b>BUCKS</b>	6.549%
<b>PIKE</b>	6.002%
<b>SNYDER</b>	5.970%
<b>BERKS</b>	5.865%
<b>LEHIGH</b>	5.810%
<b>LYCOMING</b>	5.501%
<b>McKEAN</b>	5.149%
<b>WYOMING</b>	5.110%
<b>DAUPHIN</b>	4.858%
<b>PERRY</b>	4.841%
<b>ELK</b>	4.458%

County Name	Regn Change %
SOMERSET	4.296%
SUSQUEHANNA	4.249%
DELAWARE	3.865%
VENANGO	3.826%
ARMSTRONG	3.736%
SCHUYLKILL	3.673%
CAMBRIA	3.522%
BRADFORD	3.394%
CLEARFIELD	3.390%
CLARION	3.315%
BEAVER	3.278%
BLAIR	3.026%
LAWRENCE	2.979%
POTTER	2.898%
CAMERON	2.877%
JUNIATA	2.840%
MONROE	2.703%
CARBON	2.399%
FAYETTE	2.376%
YORK	2.109%
LACKAWANNA	1.955%
PHILADELPHIA	1.705%

County Name	Regn Change %
MERCER	1.573%
MIFFLIN	1.487%
GREENE	1.389%
WASHINGTON	1.265%
SULLIVAN	1.139%
CRAWFORD	0.837%
COLUMBIA	0.641%
WESTMORELAND	0.633%
FOREST	0.421%
ALLEGHENY	0.243%
LUZERNE	-1.184%
CLINTON	-1.296%
TIOGA	-2.245%
CENTRE	-2.592%
INDIANA	-3.966%
HUNTINGDON	-5.280%
MONTOUR	-5.967%
JEFFERSON	-6.045%
ERIE	-6.623%
LANCASTER	-8.655%
WARREN	-12.380%

## List Maintenance

This section summarizes voter list maintenance activities conducted during the 2021 calendar year. Generally, “list maintenance” can be described as the process county election and voter registration officials use to manage voter registration rolls to ensure they are accurate. Both state and county election officials follow careful and appropriate steps, in compliance with federal and state laws, to determine whether a voter should be marked as *Inactive* or removed from the registration rolls.

### List Maintenance Mailings

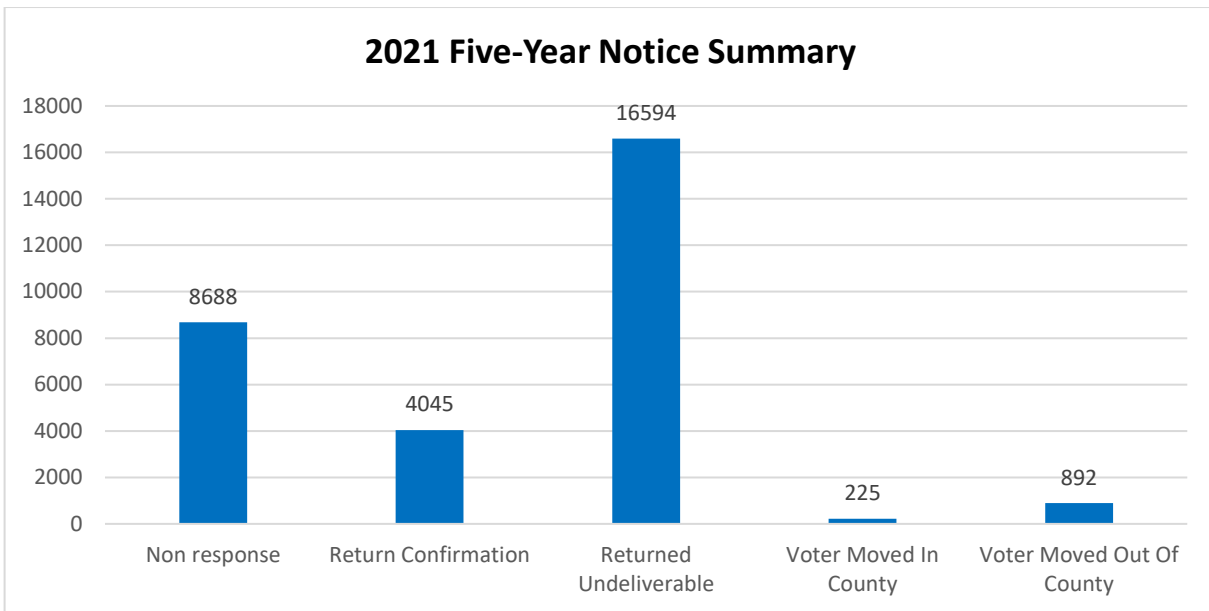
During 2021, counties sent more than 622,900 notices to voters: 98,133 Five-year notices; 192,735 National Change of Address (NCOA) notices; 6,660 duplicates notices; 38,854 In-State Update notices; 76,148 Out-of-State Update notices; and 210,409 Address Verification Notices (AVNs).

When reviewing list maintenance activity summaries below, the voter responses to each notice can be summarized into six (6) broad categories:

- **Non-Response:** The voter never responded to the mailed notice.
- **Returned Undeliverable:** The notice could not be delivered via mail and was returned as undeliverable to the county voter registration commission.
- **Returned Confirmation:** The voter responded to the notice and confirmed their eligibility.
- **Voter Moved In-County:** The voter responded to the notice and confirmed they have moved to a new address within the county.
- **Voter Moved Out-of-County:** The voter responded to the notice and confirmed they no longer reside in the county but live elsewhere in Pennsylvania.
- **Voter Moved Out of State:** The voter responded to the notice and confirmed they have moved outside of Pennsylvania.

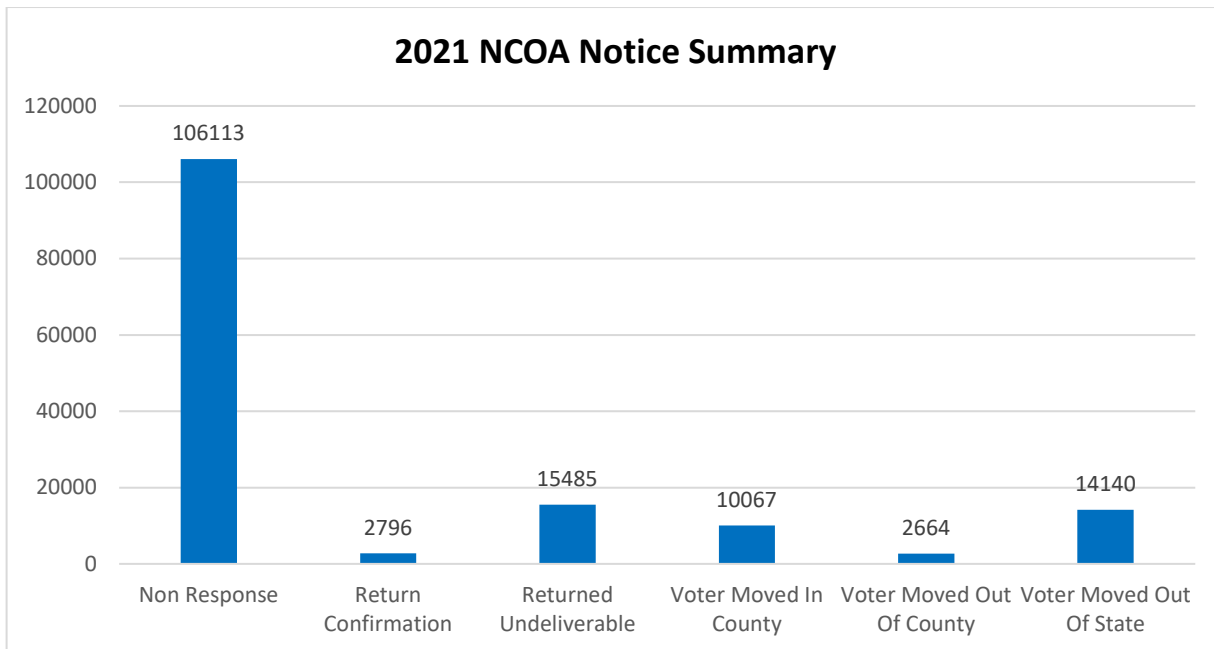
Figures in this section are only representative of actions taken by December 31, 2021, as recorded by the counties in the SURE system. For example, if additional responses to notices were received after that date they will not be represented below as the data is only point-in-time.

## 2021 Five-Year Notice Responses Summary



The Five-Year Notice (FYN) is a statutorily required, one-step mailing process. It is sent via forwardable mail. The purpose of this notice is to contact voters who have not had any activity on their record or have not voted within five years. Upon generation of this notice, the voter's record enters a list maintenance window, during which the voter record remains on the rolls but is updated to *Inactive* status. If the voter does not take any action or vote before the expiration of the list maintenance window, the voter's record is removed from the registration polls. The FYN provides an opportunity for the voter to respond so they may be reinstated to *Active* status. Upon a return to *Active*, the window to eventually cancel the voter record stops. Appendix D1 represents the activity recorded by counties on Five-Year Notice mailings.

## 2021 NCOA Notice Summary



The NCOA is a statutorily required two-step mailing process. Both notices are sent via forwardable mail. The first mailing, based on data received from the U.S. Postal Service (USPS) through its National Change of Address Program, is a notice which requires the voter to specify whether they have moved. Then, depending on their response, county officials update their records accordingly. These notices provide an opportunity for the voter to confirm their address or provide an update with their latest information to county officials.

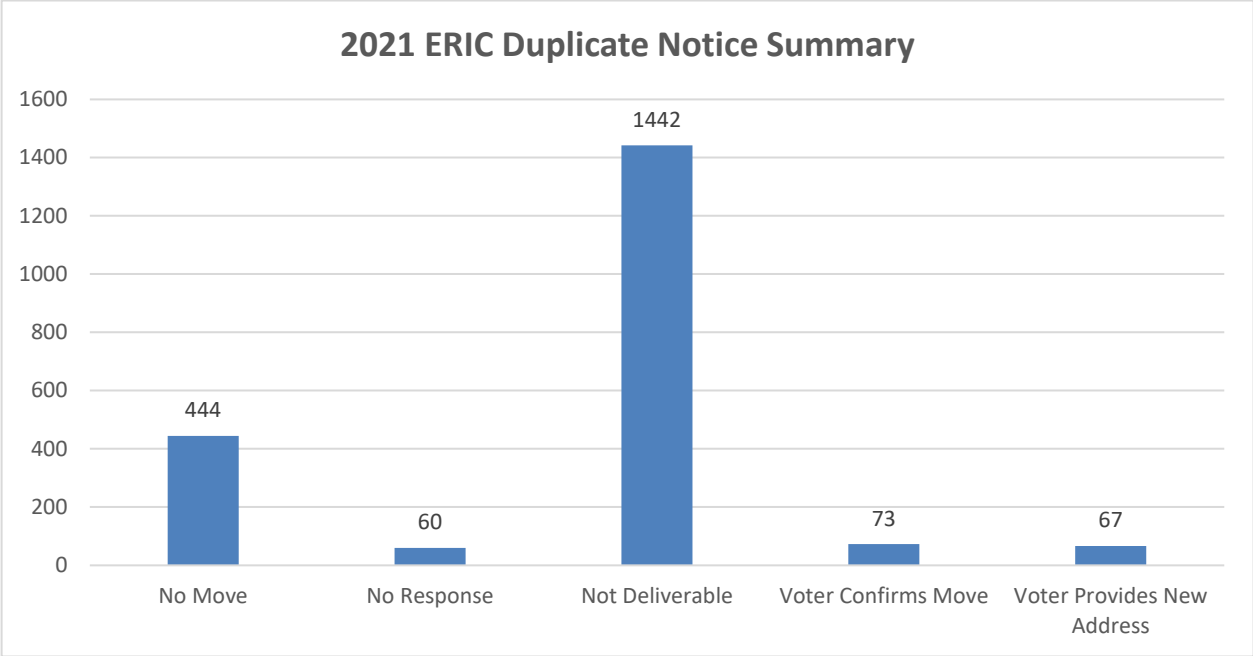
Following the initial NCOA notice mailing, county officials send a second notice to voters who did not respond to the first mailing, or where the initial NCOA notice was returned as undeliverable. This second notice is commonly referred to as the Address Verification Notice (AVN). Mailing of the AVN, the record is marked *Inactive*, triggering a waiting period before the voter record can be removed from the registration rolls. The period lasts until two federal general elections have passed. If the voter takes an action to update their record or vote within the waiting period, the voter record is returned to *Active* status, and the voter record is no longer eligible for removal. For example, if a voter was marked as *Inactive* in 2021 during list maintenance activities, and they do not make any changes on their record or vote, the voter would be removed after the 2024 general election. Approximately, 128,524 voters were marked *Inactive* following the 2021 NCOA list maintenance process. Appendix D2 represents the activity recorded by counties on NCOA mailings.

## 2021 ERIC Duplicate Notices

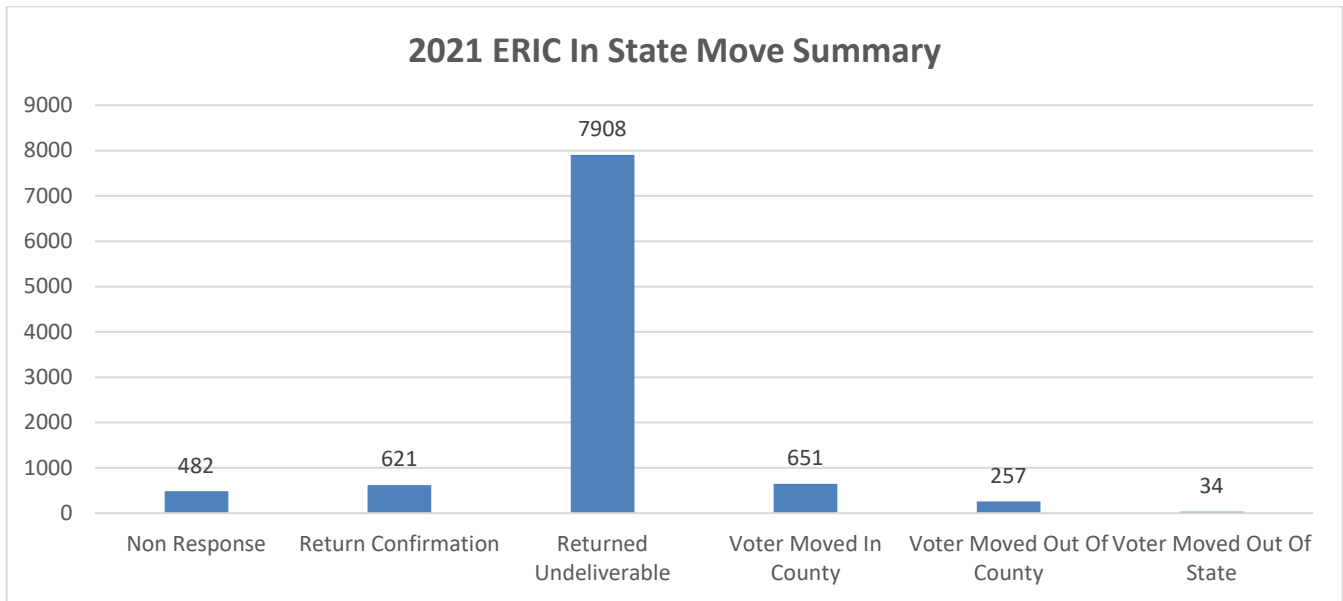
As part of the Department's membership in the ERIC program, data is provided to county officials which identifies a pair of voter records that may be the same person. This includes non-cancelled



records (i.e. *Active* and *Inactive* status voters) for comparison. Pairs of voter records are identified for review to confirm whether the same person is potentially registered more than one time in Pennsylvania, or in Pennsylvania and another state. After review, county officials update the voter’s record, depending on that voter’s response to the notice. During the 2021 calendar year, approximately 6,660 duplicate notices were sent to the voter’s address on record. The chart below represents summary of the mailing responses. Appendix D3 represents the activity recorded by counties on ERIC Duplicate Notice mailings.



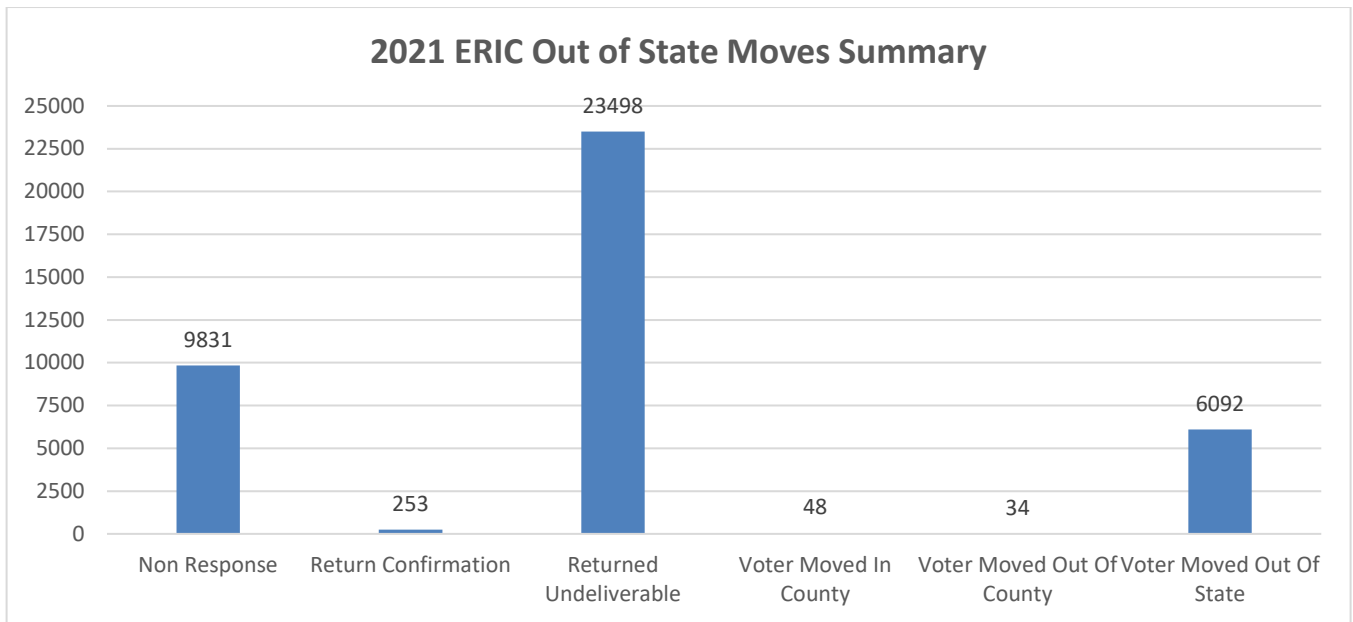
## 2021 ERIC In-State Moves



Like other list maintenance mailing processes, data from the ERIC program that identifies potential updates to voter records where a voter may have moved to another location is provided to counties. This type of ERIC program data shows information where a voter within Pennsylvania appears to have newer information from another record set. The supplemental data set is from the Pennsylvania Department of Transportation (PennDOT).

This process is a one-step mailing procedure. Once the notice is queued and confirmed, the affected voter records are updated to *Inactive* status. Depending on the response to the mailer or non-response, the voter's record may be updated to *Active*, remain in *Inactive* status, or be *Cancelled*. During 2021, approximately 38,551 notices were mailed to voters. Appendix D4 represents the activity recorded by counties on ERIC In-state move mailings.

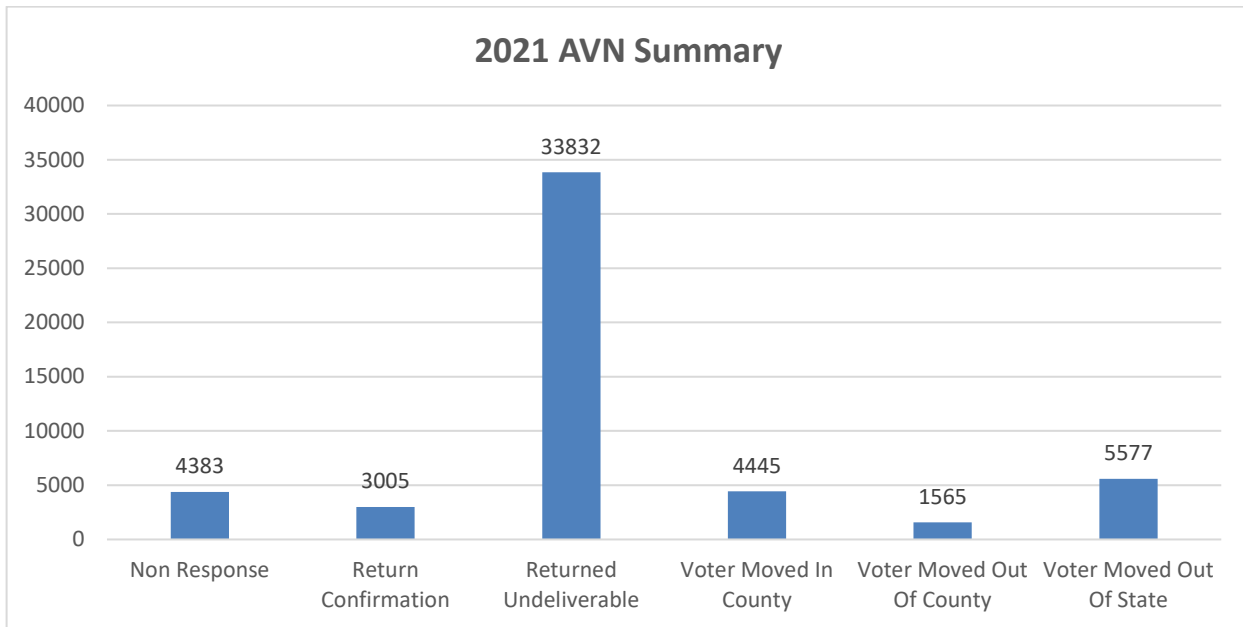
## 2021 ERIC Out-of-State Moves



The data for potential out-of-state updates or moves are provided by the ERIC program. This process captures information where a voter within Pennsylvania appears to match another record from out of state that contains newer information. This may be an indication that the voter no longer resides in the state. Therefore, any identified records are sent a notice for confirmation.

This process is a one-step mailing procedure. Once the notice is queued and confirmed, the affected voter records are updated to *Inactive* status. Depending on the response to the mailer or non-response, the voter's record may be updated to *Active*, remain in *Inactive* status, or be *Cancelled*. During 2021, approximately 76,148 notices were mailed out to voters. Appendix D5 represents the activity recorded by counties on ERIC out of state move mailings.

## 2021 Address Verification Notices (AVNs)

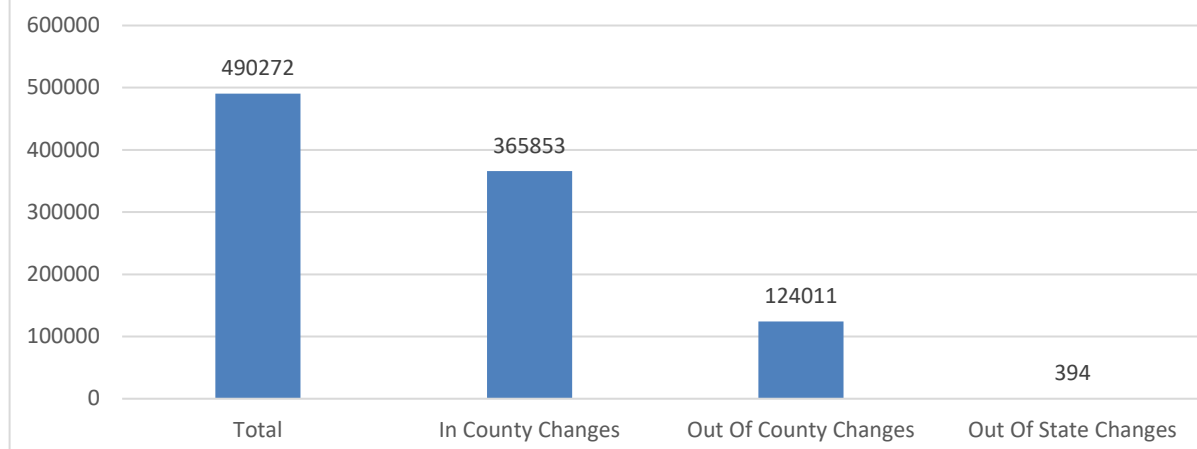


As another method of keeping voter registration rolls accurate, county officials can send out Address Verification Notices (AVNs) to determine if the voter is still eligible to vote. In addition to the list maintenance activities described above, counties send this notice to inactive voter records when they receive an undeliverable notice at the county office after they attempt to contact the voter. For example, a voter signed up to register to vote, but the voter identification card could not be delivered by USPS. In 2021, approximately 210,409 AVNs were mailed to voters by county officials. The chart above summarizes the responses received by county officials as of December 31, 2021. Appendix D6 represents the activity recorded by counties on AVN mailings.

## PennDOT Change of Address Summary

In addition to registering to vote through more traditional means like paper or online voter registration, the National Voter Registration Act of 1993 (NVRA) required states to incorporate voter registration opportunities into the driver’s licensing application process at state motor vehicle authorities. As part of that process, voters have an opportunity to update their voter registration with their latest information to ensure the voter registration rolls are accurate, which is otherwise known as the change of address process. During the 2021 calendar year, 490,272 change applications were submitted from PennDOT to DOS for county officials to process and update voter records. Appendix D7 represents the activity recorded by counties on PennDOT COA transactions.

## 2021 PennDOT Change of Address Summary



## Voter Registration Cancellations

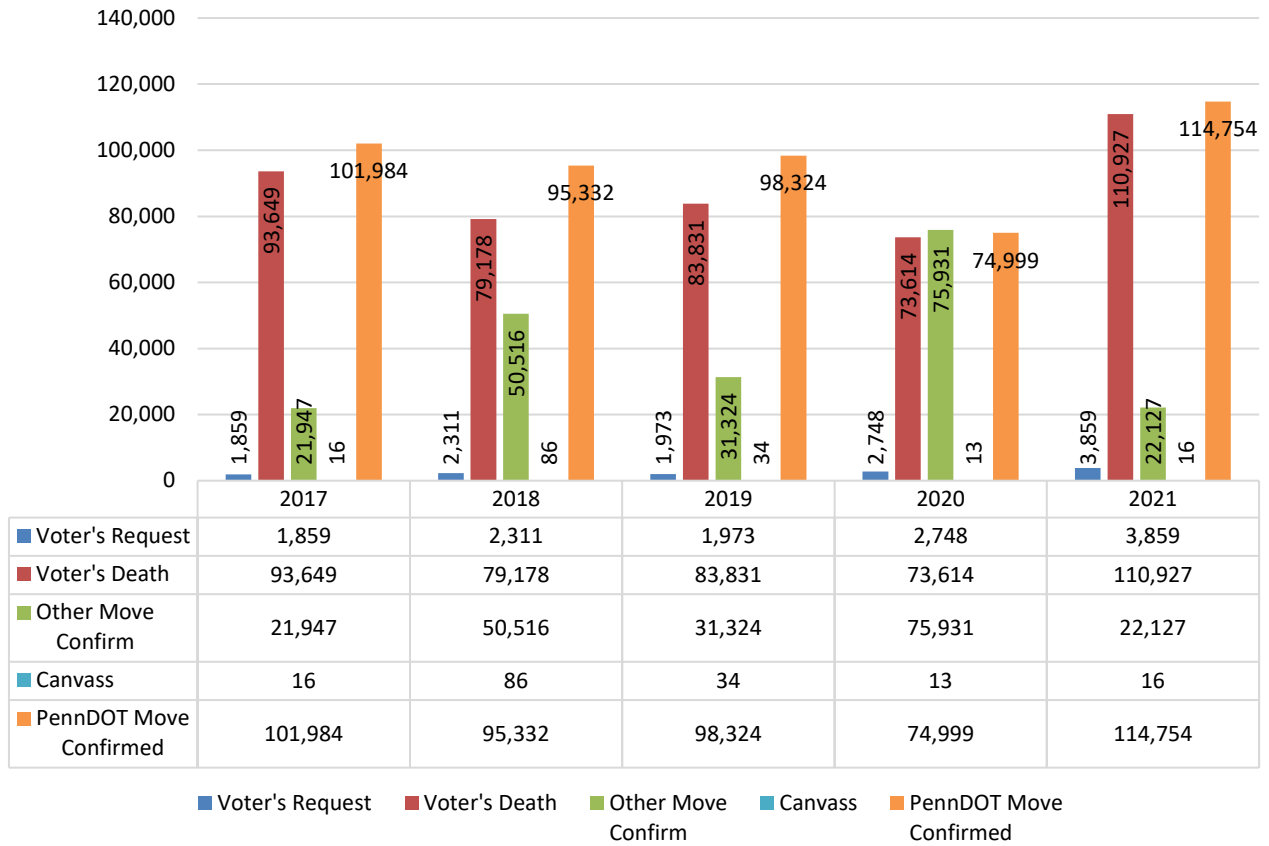
During 2021, the SURE system recorded approximately 553,785 voter registration cancellations. When a voter registration is cancelled, the record is tagged in the SURE system to identify the reason for cancellation. County boards may cancel the registration of both *Active* and *Inactive* voters. Note: voters are marked as *Inactive* if they do not respond to a county mailing asking them to confirm their residence, or if a mailing to a voter was returned by the USPS as undeliverable. For example, voters may be sent a mailing based on data the county receives in partnership with ERIC or when the voter fails to take some sort of action on their record within five years. See 25 Pa. C.S. §§ 1901(b)(1), 1901(b)(3), and 1901(c). See Appendix D for details broken out by county.

Classification	Voter Status at Cancellation	Description	2021 Total
Voter's Request	Active	Registration cancelled at the request of the voter.	3,859
Voter's Death	Active	Registration cancelled when the county is notified of a voter's death via state or local officials.	110,927
Other move Confirmed	Active	The voter has confirmed that they have moved from the address listed on their voter record to a different address through a change of address process other than PennDOT.	22,127

Voter Removal Programs	Active	Voter confirmed they no longer live at the current address when sent a NCOA mailing.	2,869
Canvass	Active	The county visits the address on record to confirm the voter no longer lives there.	16
PennDOT Move Confirmed	Active	Voter submitted a PennDOT transaction and provided information that the voter has changed their address.	114,754
Duplicate Registration	Active	The county or ERIC program has identified that the registration is a duplicate.	249
Voter Not Qualified	Active	The county identified that the voter was not qualified to be registered.	164
Voter's Request	Inactive	Registration cancelled at the request of the voter.	556
Voter's Death	Inactive	Registration cancelled when the county is notified of a voter's death via state or local officials.	8,929
Other Move Confirmed	Inactive	The voter has confirmed that they have moved from the address listed on their voter record to a different address in PA.	4,859
Voter Removal Program	Inactive	Voter responded to a voter removal program notice while they were inactive confirming they no longer live at the current address, or they failed to respond and did not have any activity for a period of 2 federal general elections.	275,191
PennDOT Move Confirmed	Inactive	Voter submitted a PennDOT transaction and provided information that the voter has changed their address outside of PA.	9,094
Canvass	Inactive	The county visits the address on record to confirm the voter no longer lives there.	29
Duplicate Registration	Inactive	The county or ERIC program has identified that the registration is a duplicate.	72
Voter Not Qualified	Inactive	The county determined through means other than list maintenance activities that the voter was not qualified or no longer qualified to be registered. (For example, a voter's	90

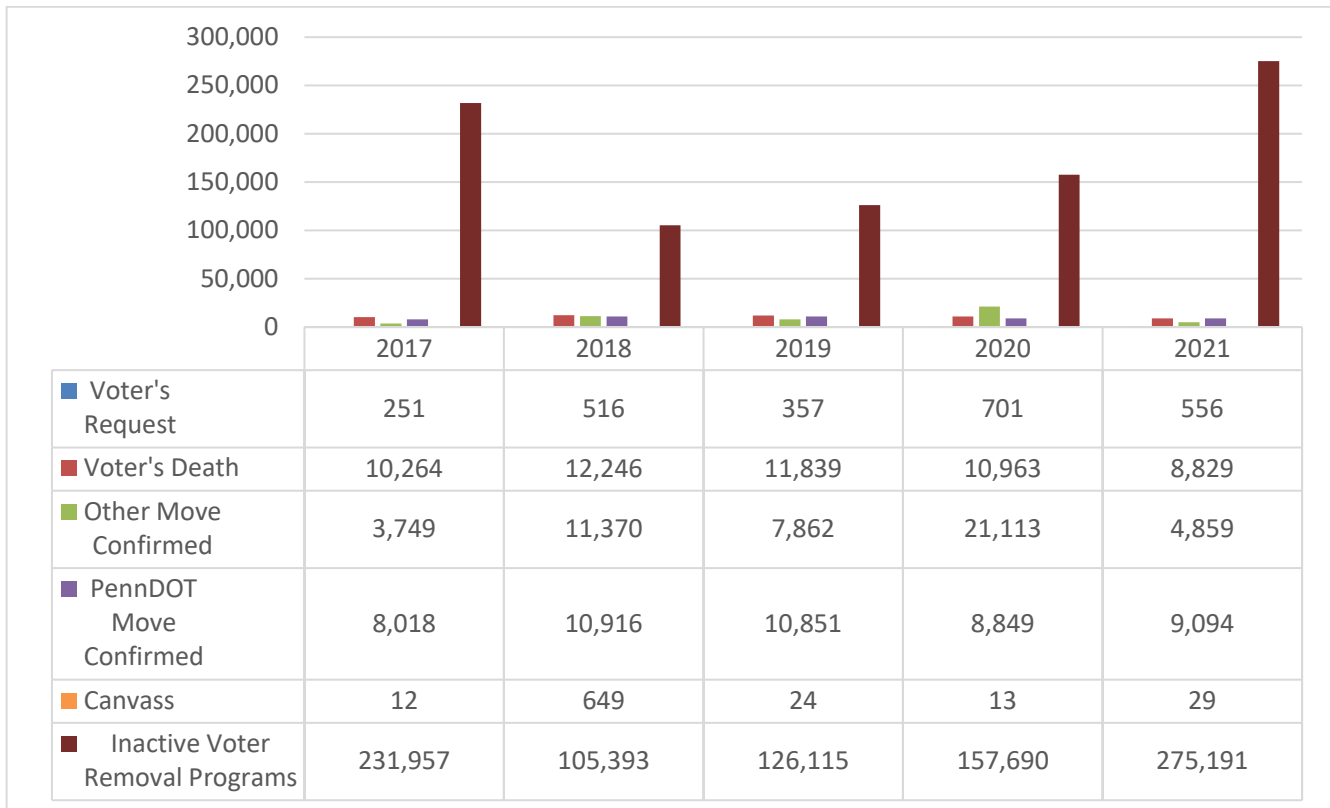
		registration was successfully challenged.)	
--	--	--	--

### Common Active Voter Registration Cancellations by Voter Status and Year



Appendix D8 represents the county level summary of active cancellations with reasons.

## Common Inactive Voter Registration Cancellations by Status and Year



## National Voter Registration Act (NVRA)

### NVRA Agency Registrations

The National Voter Registration Act (NVRA) requires that “(1) Each state shall designate agencies for the registration of voters in election for Federal offices. (2) Each state shall designate as voter registration agencies –

(A) all offices in the state that provide public assistance; and (B) all offices in the State that provide State-funded programs primarily engaged in providing service to persons with disabilities.” See 52 U.S.C. § 20506. Pennsylvania, through its voter registration law, has incorporated these requirements for all elections. See 25 Pa.C.S. § 1325.

In light of these mandates, the Department continues to work with the covered agencies to ensure that the requirements of federal and state law are met. Since 2010, the Department has used bar-coded registration forms that allow the Department to identify the source agency of registrations to track the Department’s efforts more accurately, and subsequently ensure that agency efforts comply with the requirements of the NVRA and the Pennsylvania voter registration law.

On December 2, 2017, the Pennsylvania Department of Human Services (DHS) became the first

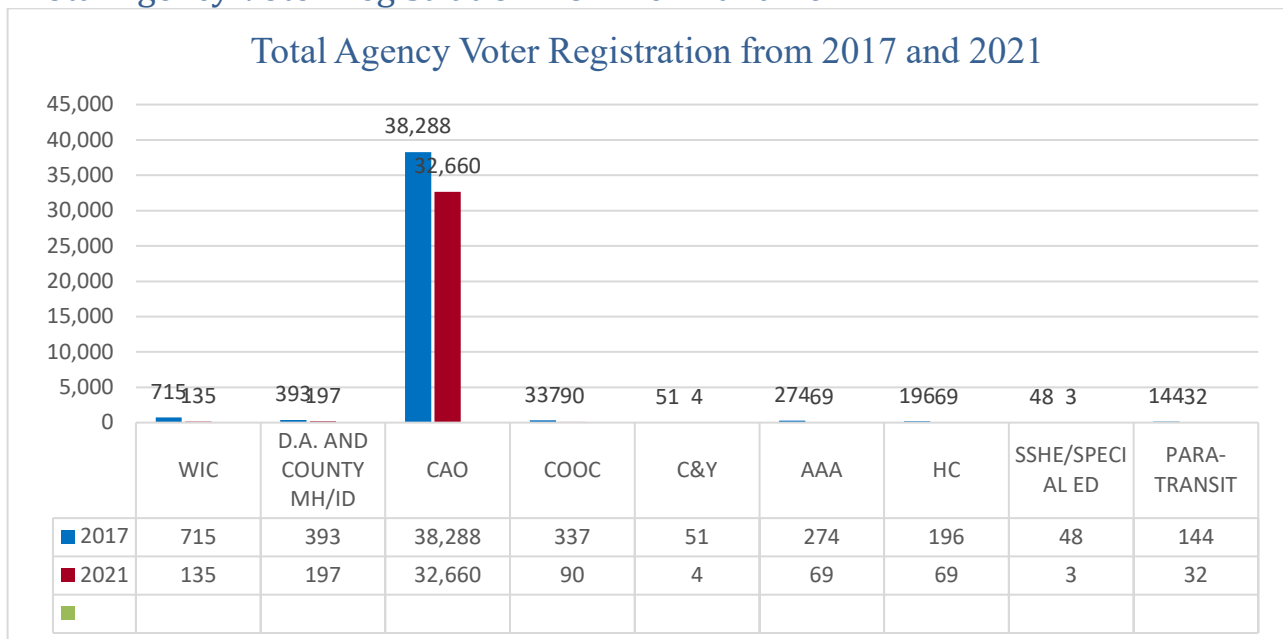


Commonwealth agency to publicly deploy an online voter registration service with the Department. Through this online service, DHS clients submitted more than 32,600 applications in 2021. The Department also worked with the Department of Labor & Industry’s (L&I) Office of Vocational Rehabilitation and the Department of Health’s Women, Infants and Children (WIC) program to deploy online services. Moving forward, the Department continues to look for other opportunities to modernize voter registration with state agencies. Appendix C2 shows the voter registration applications processed from each agency by county.

<b>Code</b>	<b>Agency</b>	<b>Description</b>	<b>Applications</b>
<b>WIC</b>	WIC	Women, Infant and Children Nutrition Clinics	<b>135</b>
<b>D.A. AND COUNTY MH/ID</b>	Agencies Serving People with Disabilities and County MH/ID Offices	Blindness and Visual Services (BVS) district offices; BVS Contractors; Centers for Independent Living; State Mental Health Centers; State Mental Health Hospitals; Office of Vocational Rehabilitation district offices; County Mental Health and Intellectual Disabilities	<b>197</b>
<b>CAO</b>	CAO	County Assistance Offices	<b>32,660</b>
<b>COOC</b>	COOC	Clerk of Orphans’ Courts	<b>90</b>
<b>C&amp;Y</b>	Children and Youth	Children and Youth, Children and Early Learning Organizations	<b>4</b>
<b>AAA</b>	AAA	Area Agencies on Aging	<b>61</b>
<b>HC</b>	Health Care	Health Care not for profit, Health Care-managed care and similar for-profit organizations	<b>69</b>
<b>SSHE / SPECIAL ED</b>	SSHE / Special Education Programs	Student Disability Services Offices at Universities within the State System of Higher Education; Bureau of Special Education	<b>3</b>

Code	Agency	Description	Applications
PARA-TRANSIT	Para-transit	Para-transit providers	32
<b>PennDOT COVID Applications (voter registration applications distributed by mail during COVID office closures)</b>			<b>2745</b>
OCDEL	Office of Child Development and Early Learning	Office of Child Development and Early Learning	13
Recruitment Centers		Armed Services Recruitment Centers	2

### Total Agency Voter Registration from 2017 and 2021



For more details on agency voter registration, please refer to Appendix F.

### Pennsylvania Department of Transportation

Since 1995, the Pennsylvania Department of Transportation (PennDOT) has played an integral role in voter registration through what is commonly known as the “Motor Voter” registration process.

In 2003, the process became electronic. Motor Voter provides Commonwealth citizens with an opportunity to apply to register to vote while receiving or renewing their driver's license or photo ID at a PennDOT center, as well as the opportunity to update their registration in-person and online.

PennDOT voter registration applications can be grouped into two main groups: 1) Initial applications to register to vote (otherwise known as new applications); 2) Change of Address applications to update the registrant's address on an existing record (otherwise known as change applications).

### Application Process to Register to Vote at a PennDOT Center

PennDOT customers visit a photo license center with a driver's license application card provided by PennDOT. The application card contains a printed two-dimensional bar code. The bar code is scanned and the computer system determines the customer's age. It then determines which customers will be at least 18 years old by the date of the next election and asks if the customer wishes to apply to register to vote.

The program is designed to ask customers if they are currently registered to vote. If not, they are provided the opportunity to apply to register:

- If a customer is not an eligible U.S. citizen, they do not see the Motor Voter application;
- Customers must confirm that they are U.S. citizens and qualified to register in the Commonwealth;
- Customers who choose to apply to register to vote are asked to confirm their county of residence and indicate a party preference. The customer is asked for optional information (telephone number and race);
- Customers are advised of the penalty for furnishing false information and are asked to sign a declaration that the information they have provided is true and correct to the best of their knowledge;
- Customers are provided a receipt indicating pertinent information about their voter registration application, including the date on which they applied at the photo license center. The receipt instructs customers to contact their county voter registration office if they do not receive a voter identification card within two weeks.

The completed applications are transmitted electronically by PennDOT's contracted vendor to the Department which, in turn, forwards the applications to individual county voter registration offices via the SURE system. For more detail on applications received from PennDOT license centers, please refer to Appendix E.

## Online Voter Registration

---

The Pennsylvania Online Voter Registration (OVR) Application was deployed on August 27, 2015. The OVR application provides residents of Pennsylvania with the opportunity to register to vote or change an existing voter registration online and electronically submit voter registration data to their county voter registration office for processing. In order to ensure the successful roll out of online voter registration, the Department actively engaged election stakeholders including county election directors, the elections advocacy community, and Pennsylvania citizens. In an effort to ensure that the final product would be universally useable, DOS also engaged the Center for Civic Design to review the text and the logical flow of information. The Center also field tested the application in an urban and a rural community. This highly interactive development process resulted in a better product overall and one that has been embraced by Pennsylvania voters in overwhelming numbers as seen in usage numbers.

During the 2021 calendar year, approximately 186,642 voter registration applications were submitted through the OVR application on the Department's website, including 57,285 new applications. During this same period, a total of 117,207 new paper applications were submitted to county voter registration offices. Since inception, OVR, has accounted for more than 2.89 million applications submitted online through the end of 2021.

Additionally, a relatively new feature to the online voter registration application is the ability to request a mail-in ballot while registering to vote. A separate application will be submitted during the registration process to vote by a mail-in ballot if the applicant chooses to submit the request simultaneously. The Department released this feature in 2020 to further streamline election operations and provide voters additional safe and secure opportunities to vote during the pandemic.

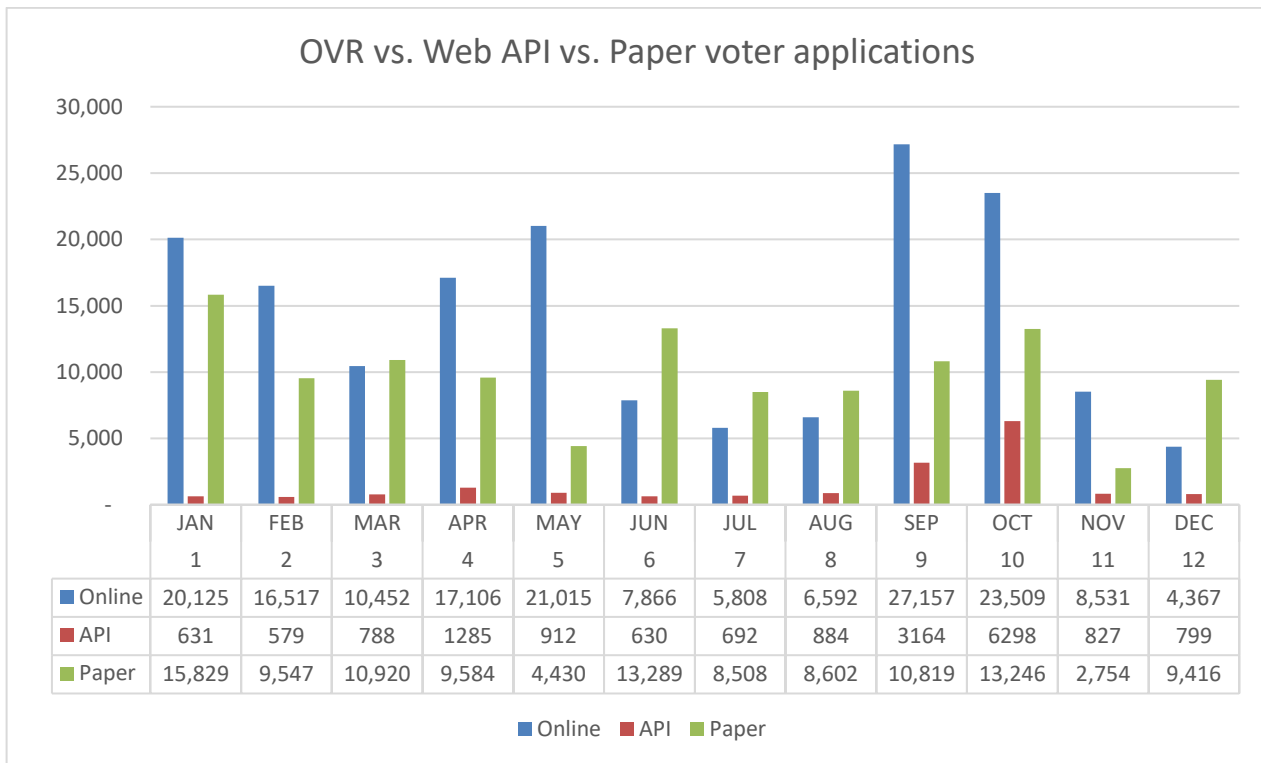
### Web Application Programming Interface(Web API)

A Web Application Programming Interface (Web API) was created for individuals and organizations that wish to develop a website to gather voter registration application data during voter registration drives. The Web API application contains information these organizations need to submit voter registration applications in an electronic format versus submitting paper applications. Entities that are granted access to use the API do not have direct access to the SURE system. This tool also interacts with PennDOT to capture signatures from valid driver's licenses and sends the Pending Missing Signature correspondence, as necessary. A rigorous certification process managed by the Department of State ensures the individuals or organizations wishing to use the Web API tool meet DOS-identified testing and security standards prior to approving their Web API account. Like online voter registration, signatures may be uploaded through the Web API interface or a request to receive a mail-in ballot may be submitted as a separate application in

addition to the voter registration application.

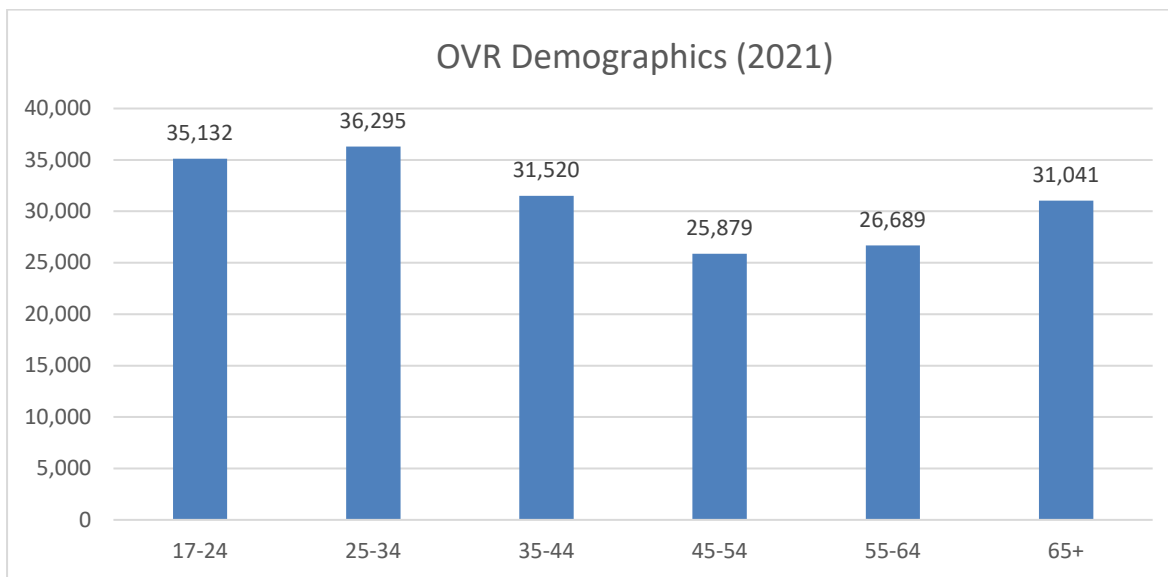
### Comparison of Voter Registration Methods

The chart below depicts a general comparison of total applications submitted through OVR, OVR Web API, which is a subset of online voter registration, and paper applications. In addition to method of registration, these statistics are also broken down by month to highlight volume throughout the election cycle. This data will not reconcile with the total OVR registrations processed in the VR system because it represents voter activity through OVR. It does not represent the final disposition of the applications. For example, a registrant may submit duplicate applications that are declined after processing.



### Demographics of Online Voter Registration

The graph below illustrates a summary breakdown of OVR usage statistics by age group. It provides a general idea of who uses the online service to register to vote or update their voter registration.



## Voter Hall of Fame

The Pennsylvania Voter Hall of Fame program is administered by the Department of State, Bureau of Elections and Notaries. The program was established to promote awareness and to encourage all Pennsylvanians to exercise their right to vote. The Voter Hall of Fame publicly honors Pennsylvanians who have voted in at least 50 consecutive November elections. The inductees serve as ambassadors in their communities – leading by example and encouraging participation in the electoral process. In 2021, the Department inducted 169 citizens from nine (9) counties into the Pennsylvania Voter Hall of Fame, despite the COVID-19 pandemic. The 169 new members bring total membership to 24,004, with the membership spanning all 67 counties throughout the Commonwealth. As an ongoing recognition, the Department maintains a display on the third floor of the North Office Building in Harrisburg.

## Statewide Uniform Registry of Electors (SURE)

Statewide Uniform Registry of Electors (SURE) is Department's centralized voter registration and election management system, which ensures the accuracy and integrity of the Commonwealth's voter registration records maintained by the election authorities in Pennsylvania's 67 counties. The SURE system is a platform that supports the critical functions of the Commonwealth's elections — from determining voter eligibility to maintaining precinct data to producing poll books. A centralized, uniform registry that is accessible to all county offices greatly enhances the overall accuracy and integrity of the voter registration rolls and the resulting quality of voter services.

## SURE Voter Registration (SURE VR)

The SURE VR application is used by counties to process and maintain voter registration records and to perform a number of election-related tasks, including the management of vote history, absentee ballots, poll books, election-related reports, and voter registration correspondence to voters.

## SURE Portals

### Public Portal

Voters can access the SURE Public Portal through the Department of State website, where they can register to vote online, check their voter registration status, locate their polling place, request an absentee or mail in ballot, and research the status of their absentee or mail in ballot.

### County Portal

The SURE County Portal provides counties with voter search, provisional ballot processing/certification, and other basic capabilities through a standard web browser rather than the specialized equipment required to access SURE VR. Counties can use the portal for seasonal and temporary staff who may need to access basic SURE functionality during an election or other busy period. Additionally, counties use the portal to upload election results, certify election results, and certify voter registration statistics.

### Agency Portal

The agency portal is used by Department of State personnel to maintain elections and campaign finance data. The Department uses the portal to maintain and retrieve the archive of historic election results by precinct and county, manage nomination petitions, and manage campaign finance records.

## WebAPI

A Web Application Programming Interface (Web API) was created for individuals and organizations that wish to develop a website to gather voter registration application data during voter registration drives. The Web API application contains information these organizations need to submit voter registration applications in an electronic format versus submitting paper applications. Entities that are granted access to use the API do not have direct access to the SURE system. This tool also interacts with PennDOT to capture signatures from valid driver's licenses and sends the Pending Missing Signature correspondence, as necessary. A rigorous certification process managed by the Department of State ensures the individuals or organizations wishing to use the Web API tool meet DOS-identified testing and security standards prior to approving their Web API account. Like online voter registration, signatures may be uploaded through the Web API interface or a request to receive a mail-in ballot may be submitted as a separate application in addition to the voter registration application.

*Annual Report*  
*Data: Appendices*



## Appendix A

---

Voter registration figures by county and political party as of December 31, 2021.

**Appendix A**  
**POLITICAL PARTY REGISTRATION - DECEMBER 2021**

<b>County Name</b>	<b>Democratic</b>	<b>Republican</b>	<b>Other</b>	<b>Total</b>
ADAMS	19,250	40,022	11,369	70,641
ALLEGHENY	527,838	260,644	135,720	924,202
ARMSTRONG	12,410	25,313	4,954	42,677
BEAVER	50,854	46,520	15,124	112,498
BEDFORD	6,444	23,113	3,046	32,603
BERKS	112,913	108,396	43,128	264,437
BLAIR	20,706	47,114	9,680	77,500
BRADFORD	8,766	23,581	4,937	37,284
BUCKS	202,964	193,020	79,952	475,936
BUTLER	39,968	75,783	18,858	134,609
CAMBRIA	35,484	40,718	9,187	85,389
CAMERON	870	1,760	374	3,004
CARBON	15,782	20,981	6,856	43,619
CENTRE	44,092	42,184	18,840	105,116
CHESTER	155,181	150,060	67,601	372,842
CLARION	6,269	14,566	2,633	23,468
CLEARFIELD	14,308	28,313	5,476	48,097
CLINTON	7,173	11,852	2,839	21,864
COLUMBIA	12,794	19,791	5,885	38,470
CRAWFORD	16,476	29,588	6,464	52,528
CUMBERLAND	62,763	89,785	30,522	183,070
DAUPHIN	86,518	74,146	29,742	190,406
DELAWARE	202,045	150,815	55,096	407,956
ELK	7,046	10,693	2,296	20,035
ERIE	85,470	67,175	24,576	177,221
FAYETTE	36,578	34,567	7,953	79,098
FOREST	1,020	1,946	374	3,340
FRANKLIN	23,746	60,045	14,393	98,184
FULTON	1,901	6,859	1,038	9,798
GREENE	9,328	10,500	2,151	21,979
HUNTINGDON	7,205	18,020	2,922	28,147
INDIANA	16,172	26,481	6,109	48,762
JEFFERSON	6,517	18,303	3,049	27,869
JUNIATA	3,077	9,483	1,419	13,979
LACKAWANNA	82,190	45,915	16,336	144,441
LANCASTER	112,115	176,137	4,858	293,110
LAWRENCE	22,724	26,397	6,734	55,855
LEBANON	26,558	49,802	14,063	90,423
LEHIGH	114,225	82,474	43,800	240,499

County Name	Democratic	Republican	Other	Total
LUZERNE	94,882	81,478	26,065	202,425
LYCOMING	19,763	41,731	9,657	71,151
McKEAN	6,057	15,390	3,487	24,934
MERCER	27,244	34,876	9,556	71,676
MIFFLIN	6,113	17,312	2,925	26,350
MONROE	51,801	39,027	22,821	113,649
MONTGOMERY	297,212	203,584	94,671	595,467
MONTOUR	4,121	6,272	1,915	12,308
NORTHAMPTON	97,728	79,212	42,590	219,530
NORTHUMBERLAND	18,761	30,660	8,270	57,691
PERRY	6,290	19,474	3,713	29,477
PHILADELPHIA	800,761	115,859	132,521	1,049,141
PIKE	14,114	20,027	9,411	43,552
POTTER	2,102	7,633	1,236	10,971
SCHUYLKILL	28,673	47,992	11,521	88,186
SNYDER	4,969	14,872	2,702	22,543
SOMERSET	12,971	30,534	4,855	48,360
SULLIVAN	1,265	2,606	479	4,350
SUSQUEHANNA	6,975	16,135	3,582	26,692
TIOGA	5,587	16,950	3,373	25,910
UNION	7,758	13,816	4,350	25,924
VENANGO	9,230	18,904	4,268	32,402
WARREN	7,684	14,616	3,993	26,293
WASHINGTON	59,120	65,313	17,431	141,864
WAYNE	9,537	19,712	5,643	34,892
WESTMORELAND	97,257	118,768	30,203	246,228
WYOMING	5,027	10,529	2,091	17,647
YORK	98,172	157,321	50,065	305,558
<b>PENNSYLVANIA</b>	<b>4,018,914</b>	<b>3,423,465</b>	<b>1,233,748</b>	<b>8,676,127</b>

## Appendix B

---

Comparison of major party voter registration totals  
from December 2020 to December 2021

**Appendix B**  
**COMPARISON OF VOTER REGISTRATION TOTALS MAJOR PARTIES**  
**(December 31, 2020 compared to December 31, 2021)**

County Name	Democratic 2021	Democratic 2020	% DIFF	Republican 2021	Republican 2020	% DIFF
ADAMS	19,250	20,047	-3.98%	40,022	40,833	-1.99%
ALLEGHENY	527,838	539,655	-2.19%	260,644	267,866	-2.70%
ARMSTRONG	12,410	13,666	-9.19%	25,313	25,993	-2.62%
BEAVER	50,854	52,169	-2.52%	46,520	46,044	1.03%
BEDFORD	6,444	6,653	-3.14%	23,113	22,993	0.52%
BERKS	112,913	113,629	-0.63%	108,396	107,792	0.56%
BLAIR	20,706	21,999	-5.88%	47,114	48,528	-2.91%
BRADFORD	8,766	8,966	-2.23%	23,581	23,520	0.26%
BUCKS	202,964	209,150	-2.96%	193,020	199,006	-3.01%
BUTLER	39,968	43,583	-8.29%	75,783	79,638	-4.84%
CAMBRIA	35,484	38,176	-7.05%	40,718	40,756	-0.09%
CAMERON	870	930	-6.45%	1,760	1,796	-2.00%
CARBON	15,782	17,873	-11.70%	20,981	21,958	-4.45%
CENTRE	44,092	46,920	-6.03%	42,184	44,675	-5.58%
<b>CHESTER</b>	155,181	152,077	2.04%	150,060	150,665	-0.40%
CLARION	6,269	6,794	-7.73%	14,566	14,822	-1.73%
CLEARFIELD	14,308	14,811	-3.40%	28,313	27,985	1.17%
CLINTON	7,173	7,579	-5.36%	11,852	11,947	-0.80%
COLUMBIA	12,794	13,649	-6.26%	19,791	20,172	-1.89%
CRAWFORD	16,476	18,375	-10.33%	29,588	31,117	-4.91%
CUMBERLAND	62,763	64,051	-2.01%	89,785	92,573	-3.01%
DAUPHIN	86,518	86,130	0.45%	74,146	75,209	-1.41%
DELAWARE	202,045	208,351	-3.03%	150,815	160,748	-6.18%
ELK	7,046	7,351	-4.15%	10,693	10,527	1.58%
ERIE	85,470	86,502	-1.19%	67,175	67,466	-0.43%
FAYETTE	36,578	37,908	-3.51%	34,567	33,965	1.77%
FOREST	1,020	1,153	-11.54%	1,946	1,972	-1.32%
FRANKLIN	23,746	23,928	-0.76%	60,045	59,933	0.19%
FULTON	1,901	1,991	-4.52%	6,859	6,826	0.48%
GREENE	9,328	10,068	-7.35%	10,500	10,443	0.55%
HUNTINGDON	7,205	7,430	-3.03%	18,020	18,022	-0.01%
INDIANA	16,172	17,879	-9.55%	26,481	27,229	-2.75%
JEFFERSON	6,517	8,316	-21.63%	18,303	20,049	-8.71%
JUNIATA	3,077	3,356	-8.31%	9,483	9,621	-1.43%
LACKAWANNA	82,190	83,004	-0.98%	45,915	45,804	0.24%
LANCASTER	112,115	115,395	-2.84%	176,137	181,641	-3.03%
LAWRENCE	22,724	23,372	-2.77%	26,397	26,166	0.88%

County Name	Democratic 2021	Democratic 2020	% DIFF	Republican 2021	Republican 2020	% DIFF
LEBANON	26,558	27,549	-3.60%	49,802	50,903	-2.16%
LEHIGH	114,225	114,008	0.19%	82,474	83,177	-0.85%
LUZERNE	94,882	106,367	-10.80%	81,478	86,375	-5.67%
LYCOMING	19,763	20,185	-2.09%	41,731	41,964	-0.56%
McKEAN	6,057	6,506	-6.90%	15,390	15,841	-2.85%
MERCER	27,244	29,232	-6.80%	34,876	35,737	-2.41%
MIFFLIN	6,113	6,641	-7.95%	17,312	17,744	-2.43%
MONROE	51,801	54,657	-5.23%	39,027	40,588	-3.85%
MONTGOMERY	297,212	301,442	-1.40%	203,584	211,418	-3.71%
MONTOUR	4,121	4,816	-14.43%	6,272	6,941	-9.64%
NORTHAMPTON	97,728	102,259	-4.43%	79,212	81,461	-2.76%
NORTHUMBERLAND	18,761	19,068	-1.61%	30,660	30,558	0.33%
PERRY	6,290	6,543	-3.87%	19,474	19,642	-0.86%
PHILADELPHIA	800,761	856,966	-6.56%	115,859	130,589	-11.28%
PIKE	14,114	14,893	-5.23%	20,027	20,493	-2.27%
POTTER	2,102	2,179	-3.53%	7,633	7,596	0.49%
SCHUYLKILL	28,673	29,941	-4.23%	47,992	48,793	-1.64%
SNYDER	4,969	5,353	-7.17%	14,872	15,390	-3.37%
SOMERSET	12,971	13,732	-5.54%	30,534	30,555	-0.07%
SULLIVAN	1,265	1,285	-1.56%	2,606	2,593	0.50%
SUSQUEHANNA	6,975	7,264	-3.98%	16,135	16,412	-1.69%
TIOGA	5,587	5,995	-6.81%	16,950	17,365	-2.39%
UNION	7,758	7,871	-1.44%	13,816	14,000	-1.31%
VENANGO	9,230	9,663	-4.48%	18,904	19,285	-1.98%
WARREN	7,684	9,661	-20.46%	14,616	16,787	-12.93%
WASHINGTON	59,120	66,423	-10.99%	65,313	68,235	-4.28%
WAYNE	9,537	9,587	-0.52%	19,712	19,609	0.53%
WESTMORELAND	97,257	103,416	-5.96%	118,768	119,939	-0.98%
WYOMING	5,027	5,346	-5.97%	10,529	10,854	-2.99%
YORK	98,172	101,558	-3.33%	157,321	159,946	-1.64%
<b>PENNSYLVANIA</b>	<b>4,018,914</b>	<b>4,183,292</b>	<b>-3.93%</b>	<b>3,423,465</b>	<b>3,517,090</b>	<b>-2.66%</b>

## Appendix C

---

Contains data for various registration methods:

1. Voter registration applications by non-agency source (excludes applications from public assistance agencies and other NVRA agencies)
2. Voter registration applications by public assistance agencies and other NVRA agencies
3. New registration applications by non-agency sources (excludes applications to change an existing registration record)
4. New registration applications by public assistance agencies (excludes applications to change an existing registration record)
5. Change applications by non-agency sources (includes **only** applications to change an existing registration record)
6. Change applications by public assistance agencies (includes **only** applications to change an existing voter registration record)

**Appendix C1**  
**VOTER REGISTRATION APPLICATIONS BY NON-AGENCY SOURCES**

<b>County</b>	<b>In Person</b>	<b>PennDOT Initial Apps</b>	<b>PennDOT Change of Address</b>	<b>Online</b>	<b>Mail</b>	<b>Registration Drive</b>	<b>Other Means</b>
ADAMS	51	2173	5828	2241	513	90	0
ALLEGHENY	471	18228	80448	22317	5509	2963	577
ARMSTRONG	285	926	4040	697	102	9	73
BEAVER	164	2202	8815	1736	884	29	1346
BEDFORD	26	565	2368	319	114	4	1
BERKS	139	6625	28018	7749	2544	778	190
BLAIR	61	1349	6716	1156	677	20	982
BRADFORD	81	873	2460	436	207	7	38
BUCKS	41	8590	33267	10787	2900	202	470
BUTLER	73	2990	12778	3307	1436	47	91
CAMBRIA	179	1788	7608	1509	763	18	1349
CAMERON	7	47	222	38	19	1	2
CARBON	0	973	4381	1061	365	20	57
CENTRE	9	1891	6477	4027	594	280	1245
CHESTER	104	7975	30230	11031	1541	736	28
CLARION	83	390	1864	297	106	3	3
CLEARFIELD	74	919	4692	985	339	16	230
CLINTON	27	415	2137	439	156	4	11
COLUMBIA	89	701	3352	642	251	10	29
CRAWFORD	112	787	4666	754	669	4	4
CUMBERLAND	197	3989	17163	5074	1152	298	408
DAUPHIN	104	5712	25045	4107	1192	681	6
DELAWARE	250	7094	35861	10171	4131	489	101
ELK	50	338	1423	303	109	43	3
ERIE	316	3050	11562	3002	1514	37	88
FAYETTE	191	1797	5759	1737	391	180	110
FOREST	37	77	387	59	24	1	0
FRANKLIN	215	3180	8861	1832	438	44	188
FULTON	17	216	631	147	60	3	2
GREENE	168	499	1510	393	185	7	120
HUNTINGDON	53	420	2129	389	319	1	10
INDIANA	193	881	4221	851	482	6	2
JEFFERSON	51	611	2330	377	324	2	3
JUNIATA	30	231	1119	205	65	5	5
LACKAWANNA	94	3211	11030	3438	830	150	36
LANCASTER	33	8337	38655	7286	2630	244	528



County	In Person	PennDOT Initial Apps	PennDOT Change of Address	Online	Mail	Registration Drive	Other Means
LAWRENCE	0	895	4223	770	277	9	2
LEBANON	10	2138	9167	1403	932	31	85
LEHIGH	228	5395	23415	5825	1851	581	1665
LUZERNE	26	4438	17055	4378	2112	98	89
LYCOMING	87	1332	6652	1009	484	7	515
McKEAN	55	522	2339	448	127	5	124
MERCER	93	1563	5773	1117	665	158	1154
MIFFLIN	151	462	2241	419	248	5	15
MONROE	331	4175	8781	2553	564	136	69
MONTGOMERY	81	10851	54807	13930	2946	291	240
MONTOUR	74	336	2874	343	241	4	16
NORTHAMPTON	181	5462	18888	4501	1349	179	22
NORTHUMBERLAND	91	987	4694	804	446	12	3
PERRY	79	563	2975	431	441	4	0
PHILADELPHIA	101	24531	118414	30427	6057	7378	20
PIKE	54	2102	2417	757	305	8	63
POTTER	38	228	989	161	95	0	53
SCHUYLKILL	111	1293	7414	1573	506	59	1029
SNYDER	29	333	1774	276	158	4	16
SOMERSET	98	863	3264	934	361	19	934
SULLIVAN	20	96	369	73	55	0	0
SUSQUEHANNA	0	585	1566	360	228	3	34
TIOGA	46	587	2087	385	191	4	18
UNION	90	445	1768	539	153	9	16
VENANGO	65	679	2680	555	242	5	1
WARREN	19	568	2013	328	54	8	6
WASHINGTON	286	2946	12018	4347	2303	634	51
WAYNE	97	1077	2483	593	179	13	123
WESTMORELAND	138	4900	21660	6029	2189	131	239
WYOMING	25	271	1399	270	151	6	181
YORK	38	9151	32053	6550	1990	586	310
<b>PENNSYLVANIA</b>	<b>6817</b>	<b>189824</b>	<b>796305</b>	<b>202987</b>	<b>61435</b>	<b>17819</b>	<b>15429</b>

**Appendix C2**  
**VOTER REGISTRATION APPLICATIONS BY NVRA AGENCIES**

County	ASRC	WIC	D.A.	CAO	COOC	C&Y	HC	SSHE	AAA	Para-transit	PennDOT Mailed Applications	OCDEL
ADAMS	0	0	0	184	0	0	0	0	1	0	10	0
ALLEGHENY	0	3	14	2855	3	0	15	1	7	11	316	1
ARMSTRONG	0	0	0	119	0	0	0	0	0	0	7	0
BEAVER	0	4	6	410	1	0	0	0	0	0	33	0
BEDFORD	0	1	0	35	0	0	0	0	0	0	10	0
BERKS	0	6	3	1257	1	0	0	0	2	8	53	1
BLAIR	0	2	8	243	0	0	3	0	0	0	17	0
BRADFORD	0	0	0	160	0	0	0	0	0	0	8	0
BUCKS	0	0	3	714	0	0	0	0	0	0	104	0
BUTLER	0	0	2	333	1	1	0	0	0	0	78	0
CAMBRIA	2	5	3	473	0	0	0	0	0	0	12	0
CAMERON	0	1	0	16	0	0	0	0	0	0	3	0
CARBON	0	0	0	168	0	0	0	0	4	0	13	0
CENTRE	0	1	4	192	50	0	3	0	0	1	33	0
CHESTER	0	2	3	466	0	1	8	0	0	0	202	2
CLARION	0	0	2	81	0	0	0	0	0	0	6	0
CLEARFIELD	0	0	4	205	3	0	0	0	0	0	8	0
CLINTON	0	2	0	57	0	0	0	0	0	0	5	0
COLUMBIA	0	1	3	130	0	0	7	0	1	0	28	0
CRAWFORD	0	0	3	75	0	0	0	0	1	0	9	1
CUMBERLAND	0	1	6	470	0	0	0	0	0	0	26	0
DAUPHIN	0	16	10	930	0	0	0	0	0	0	42	0
DELAWARE	0	1	4	646	3	0	0	0	1	2	119	1
ELK	0	3	0	71	0	0	0	0	0	0	17	0
ERIE	0	4	4	484	2	0	1	0	1	0	25	1
FAYETTE	0	3	1	495	1	0	0	0	1	0	39	0
FOREST	0	0	0	17	0	0	0	0	0	0	0	0
FRANKLIN	0	2	5	321	0	0	0	0	2	0	56	0
FULTON	0	0	1	27	0	0	0	0	10	0	1	0
GREENE	0	0	1	131	0	0	0	0	0	0	18	0
HUNTINGDON	0	1	1	23	0	0	0	0	0	0	2	0
INDIANA	0	0	0	93	0	0	0	0	0	0	17	0
JEFFERSON	0	1	0	25	0	0	0	0	0	0	4	0
JUNIATA	0	0	2	33	0	0	0	0	0	0	12	1
LACKAWANNA	0	0	10	602	1	0	24	0	0	0	106	0
LANCASTER	0	3	6	748	3	0	0	2	1	0	87	1
LAWRENCE	0	0	0	70	0	0	0	0	0	0	6	0

County	ASRC	WIC	D.A.	CAO	COOC	C&Y	HC	SSHE	AAA	Para-transit	PennDOT Mailed Applications	OCDEL
LEBANON	0	0	3	172	0	0	0	0	0	0	44	0
LEHIGH	0	0	4	949	0	0	0	0	0	2	41	0
LUZERNE	0	0	11	885	0	0	2	0	4	0	69	0
LYCOMING	0	3	1	208	0	0	0	0	0	1	37	1
McKEAN	0	0	0	114	0	0	0	0	0	0	7	0
MERCER	0	1	2	321	0	0	0	0	0	0	14	0
MIFFLIN	0	0	2	101	0	0	0	0	3	0	4	0
MONROE	0	0	0	407	0	0	0	0	0	0	19	0
MONTGOMERY	0	0	6	671	0	0	2	0	3	3	354	2
MONTOUR	0	0	1	20	0	0	0	0	0	0	1	0
NORTHAMPTON	0	1	4	457	0	1	2	0	0	1	48	0
NORTHUMBERLAND	0	0	0	159	0	1	0	0	1	0	15	0
PERRY	0	0	0	88	0	0	0	0	0	0	5	0
PHILADELPHIA	0	58	20	11294	3	0	0	0	3	3	201	1
PIKE	0	0	1	119	0	0	0	0	0	0	9	0
POTTER	0	0	0	58	0	0	0	0	0	0	7	0
SCHUYLKILL	0	0	8	390	4	0	1	0	2	0	67	0
SNYDER	0	0	0	51	1	0	0	0	0	0	7	0
SOMERSET	0	3	4	199	0	0	0	0	2	0	31	0
SULLIVAN	0	0	0	6	0	0	0	0	0	0	2	0
SUSQUEHANNA	0	0	1	24	4	0	0	0	0	0	17	0
TIOGA	0	0	0	93	0	0	0	0	0	0	6	0
UNION	0	0	2	72	0	0	0	0	0	0	10	0
VENANGO	0	2	0	141	0	0	0	0	4	0	19	0
WARREN	0	0	4	85	0	0	0	0	0	0	2	0
WASHINGTON	0	0	0	574	0	0	1	0	1	0	33	0
WAYNE	0	0	0	110	9	0	0	0	5	0	21	0
WESTMORELAND	0	0	3	784	0	0	0	0	0	0	59	0
WYOMING	0	0	1	37	0	0	0	0	1	0	6	0
YORK	0	4	10	712	0	0	0	0	0	0	58	0
<b>PENNSYLVANIA</b>	<b>2</b>	<b>135</b>	<b>197</b>	<b>32660</b>	<b>90</b>	<b>4</b>	<b>69</b>	<b>3</b>	<b>61</b>	<b>32</b>	<b>2745</b>	<b>13</b>

<b>Agency Legend</b>
<b>ASRC</b> - Armed Services Recruiting Corps.
<b>WIC</b> - Women, Infants and Children
<b>D.A.</b> - Disability Agencies and County Mental Health and Intellectual Disabilities
<b>CAO</b> - County Assistance Offices
<b>COOC</b> - Clerk of Orphan's Court
<b>C&amp;Y</b> - County Children and Youth Offices
<b>HC</b> - Health Care facilities
<b>SSHE</b> - State System of Higher Education and Special Ed. Program - Bureau of Special Education

<b>AAA - Area Agencies on Aging</b>
<b>PennDOT Mailed Applications – voter registration applications mailed during COVID due to PennDOT office closures</b>
<b>OCDEL - Office of Child Development and Early Learning</b>

**Appendix C3**  
**NEW VOTER REGISTRATION APPLICATIONS BY NON-AGENCY SOURCES**

County	In person	PennDOT Initial Apps	PennDOT Change of Address	Online (excluding API)	Mail	Registration Drive	Other Means
ADAMS	11	1360	3	219	88	6	0
ALLEGHENY	94	8641	7	3832	1097	1054	1532
ARMSTRONG	72	357	6	152	18	1	24
BEAVER	23	741	0	295	99	16	110
BEDFORD	11	266	1	69	57	1	63
BERKS	40	2313	2	1068	521	189	637
BLAIR	9	628	3	279	113	7	130
BRADFORD	9	423	1	112	44	2	54
BUCKS	6	3737	1	2053	525	79	697
BUTLER	9	1244	0	474	206	11	245
CAMBRIA	16	906	0	332	127	4	142
CAMERON	2	23	0	6	3	1	3
CARBON	0	512	2	132	70	7	76
CENTRE	4	953	2	339	147	150	340
CHESTER	16	3519	4	1902	281	375	743
CLARION	8	149	0	79	19	1	23
CLEARFIELD	5	378	3	173	58	3	68
CLINTON	4	227	0	55	33	0	33
COLUMBIA	25	333	0	97	71	4	75
CRAWFORD	28	443	2	159	148	0	158
CUMBERLAND	56	1759	2	643	175	199	422
DAUPHIN	28	2753	1	789	308	323	545
DELAWARE	81	3320	11	1837	787	174	1014
ELK	13	132	0	50	14	35	49
ERIE	86	1263	0	488	331	5	364
FAYETTE	44	586	0	243	84	49	156
FOREST	5	41	0	9	4	0	4
FRANKLIN	36	2011	0	409	94	16	146
FULTON	2	108	0	33	6	2	6
GREENE	32	199	0	80	31	1	43
HUNTINGDON	25	216	3	113	79	0	85
INDIANA	96	414	0	256	123	1	135
JEFFERSON	7	238	1	89	79	0	81
JUNIATA	7	80	0	51	6	2	9
LACKAWANNA	24	1456	4	535	165	51	238

County	In person	PennDOT Initial Apps	PennDOT Change of Address	Online (excluding API)	Mail	Registration Drive	Other Means
LANCASTER	4	4085	2	1163	489	54	546
LAWRENCE	0	423	0	190	168	5	178
LEBANON	1	860	1	252	252	9	258
LEHIGH	71	2406	3	725	320	203	425
LUZERNE	6	2357	10	897	457	29	542
LYCOMING	11	530	2	212	79	3	85
McKEAN	9	326	0	78	16	2	20
MERCER	13	488	0	197	114	140	265
MIFFLIN	14	209	0	65	40	2	45
MONROE	55	2637	1	337	175	17	217
MONTGOMERY	33	4573	2	2599	594	104	831
MONTOUR	8	179	3	51	35	2	40
NORTHAMPTON	80	3029	1	969	372	84	421
NORTHUMBERLAND	26	478	1	208	97	4	111
PERRY	12	195	0	117	72	0	79
PHILADELPHIA	39	13526	24	4228	1325	3402	2921
PIKE	22	1602	0	166	71	1	90
POTTER	9	104	1	27	30	0	30
SCHUYLKILL	33	524	2	272	118	19	151
SNYDER	9	138	2	69	24	2	33
SOMERSET	18	389	2	180	87	4	103
SULLIVAN	2	55	0	13	15	0	16
SUSQUEHANNA	0	355	2	101	67	0	75
TIOGA	9	326	2	109	42	1	45
UNION	12	223	0	91	30	2	38
VENANGO	8	250	0	86	60	1	66
WARREN	15	332	0	81	40	6	50
WASHINGTON	42	1349	4	477	239	33	284
WAYNE	23	680	0	121	38	6	54
WESTMORELAND	73	1708	4	901	501	36	577
WYOMING	5	116	0	53	28	3	31
YORK	7	4915	2	1258	459	187	572
<b>PENNSYLVANIA</b>	<b>1603</b>	<b>91096</b>	<b>130</b>	<b>33745</b>	<b>12465</b>	<b>7130</b>	<b>17649</b>

**Appendix C4**  
**NEW VOTER REGISTRATION APPLICATIONS BY APPLICATIONS BY NVRA AGENCIES**

County	ASRC	WIC	DA	CAO	COOC	C&Y	HC	SSHE	AAA	Para Transit	PennDOT Mailed Applications	OCDEL
ADAMS	0	0	0	52	0	0	0	0	1	0	6	0
ALLEGHENY	0	1	9	622	0	0	2	1	4	4	50	1
ARMSTRONG	0	0	0	32	0	0	0	0	0	0	0	0
BEAVER	0	1	2	74	0	0	0	0	0	0	3	0
BEDFORD	0	1	0	13	0	0	0	0	0	0	3	0
BERKS	0	0	0	297	0	0	0	0	0	1	14	0
BLAIR	0	2	5	71	0	0	0	0	0	0	5	0
BRADFORD	0	0	0	64	0	0	0	0	0	0	1	0
BUCKS	0	0	1	175	0	0	0	0	0	0	23	0
BUTLER	0	0	2	61	1	1	0	0	0	0	14	0
CAMBRIA	2	3	2	112	0	0	0	0	0	0	4	0
CAMERON	0	0	0	5	0	0	0	0	0	0	1	0
CARBON	0	0	0	44	0	0	0	0	0	0	4	0
CENTRE	0	1	3	40	3	0	0	0	0	1	5	0
CHESTER	0	0	1	121	0	0	5	0	0	0	25	0
CLARION	0	0	1	29	0	0	0	0	0	0	1	0
CLEARFIELD	0	0	2	50	1	0	0	0	0	0	2	0
CLINTON	0	0	0	20	0	0	0	0	0	0	2	0
COLUMBIA	0	0	1	45	0	0	0	0	0	0	10	0
CRAWFORD	0	0	3	18	0	0	0	0	1	0	1	0
CUMBERLAND	0	0	3	82	0	0	0	0	0	0	8	0
DAUPHIN	0	8	6	238	0	0	0	0	0	0	7	0
DELAWARE	0	1	3	102	0	0	0	0	0	0	25	1
ELK	0	2	0	16	0	0	0	0	0	0	3	0
ERIE	0	2	2	123	0	0	1	0	0	0	4	0
FAYETTE	0	1	0	134	1	0	0	0	0	0	3	0
FOREST	0	0	0	12	0	0	0	0	0	0	0	0
FRANKLIN	0	0	2	117	0	0	0	0	1	0	12	0
FULTON	0	0	0	5	0	0	0	0	4	0	1	0
GREENE	0	0	0	27	0	0	0	0	0	0	4	0
HUNTINGDON	0	1	0	8	0	0	0	0	0	0	0	0
INDIANA	0	0	0	32	0	0	0	0	0	0	3	0
JEFFERSON	0	0	0	6	0	0	0	0	0	0	2	0
JUNIATA	0	0	0	11	0	0	0	0	0	0	2	0
LACKAWANNA	0	0	8	138	0	0	4	0	0	0	23	0

County	ASRC	WIC	DA	CAO	COOC	C&Y	HC	SSHE	AAA	Para Transit	PennDOT Mailed Applications	OCDEL
LANCASTER	0	1	2	259	2	0	0	2	0	0	23	1
LAWRENCE	0	0	0	32	0	0	0	0	0	0	4	0
LEBANON	0	0	1	87	0	0	0	0	0	0	7	0
LEHIGH	0	0	2	179	0	0	0	0	0	0	7	0
LUZERNE	0	0	3	236	0	0	1	0	2	0	8	0
LYCOMING	0	0	1	67	0	0	0	0	0	0	6	0
McKEAN	0	0	0	29	0	0	0	0	0	0	2	0
MERCER	0	0	1	80	0	0	0	0	0	0	4	0
MIFFLIN	0	0	0	18	0	0	0	0	3	0	0	0
MONROE	0	0	0	123	0	0	0	0	0	0	7	0
MONTGOMERY	0	0	4	167	0	0	1	0	1	0	43	0
MONTOUR	0	0	0	3	0	0	0	0	0	0	0	0
NORTHAMPTON	0	0	2	111	0	1	0	0	0	0	12	0
NORTHUMBERLAND	0	0	0	54	0	1	0	0	0	0	7	0
PERRY	0	0	0	29	0	0	0	0	0	0	2	0
PHILADELPHIA	0	12	8	1645	0	0	0	0	2	0	38	1
PIKE	0	0	1	35	0	0	0	0	0	0	3	0
POTTER	0	0	0	23	0	0	0	0	0	0	0	0
SCHUYLKILL	0	0	6	105	1	0	0	0	1	0	13	0
SNYDER	0	0	0	24	1	0	0	0	0	0	2	0
SOMERSET	0	0	2	59	0	0	0	0	0	0	3	0
SULLIVAN	0	0	0	3	0	0	0	0	0	0	0	0
SUSQUEHANNA	0	0	1	7	3	0	0	0	0	0	4	0
TIOGA	0	0	0	30	0	0	0	0	0	0	0	0
UNION	0	0	1	19	0	0	0	0	0	0	3	0
VENANGO	0	1	0	33	0	0	0	0	2	0	5	0
WARREN	0	0	2	40	0	0	0	0	0	0	1	0
WASHINGTON	0	0	0	101	0	0	0	0	0	0	5	0
WAYNE	0	0	0	41	0	0	0	0	2	0	2	0
WESTMORELAND	0	0	2	216	0	0	0	0	0	0	12	0
WYOMING	0	0	0	12	0	0	0	0	1	0	1	0
YORK	0	3	7	238	0	0	0	0	0	0	15	0
<b>PENNSYLVANIA</b>	<b>2</b>	<b>41</b>	<b>102</b>	<b>7101</b>	<b>13</b>	<b>3</b>	<b>14</b>	<b>3</b>	<b>25</b>	<b>6</b>	<b>510</b>	<b>4</b>



**Appendix C5**  
**CHANGE APPLICATIONS BY NON-AGENCY SOURCES**

<b>County</b>	<b>In Person</b>	<b>PennDOT Initial Apps</b>	<b>PennDOT Change of Address</b>	<b>Online</b>	<b>Mail</b>	<b>Registration Drive</b>	<b>Other Means</b>
ADAMS	34	440	4364	632	269	0	0
ALLEGHENY	322	6379	63164	15645	2889	910	460
ARMSTRONG	153	230	2693	422	66	5	51
BEAVER	125	994	6631	1225	572	6	24
BEDFORD	15	209	1860	208	55	2	1
BERKS	85	3480	20063	4035	1602	186	144
BLAIR	48	452	4964	715	401	6	38
BRADFORD	68	432	2028	287	150	3	32
BUCKS	26	3369	26888	7554	1543	62	324
BUTLER	46	1168	10379	2010	957	19	81
CAMBRIA	159	695	5124	956	475	4	102
CAMERON	4	16	176	17	16	0	2
CARBON	0	317	3256	493	251	4	56
CENTRE	5	667	5321	1578	379	52	320
CHESTER	79	2990	24813	6164	1027	177	17
CLARION	71	163	1435	192	72	2	2
CLEARFIELD	62	338	2992	503	211	3	34
CLINTON	17	132	1783	228	91	1	4
COLUMBIA	62	365	2826	378	170	6	23
CRAWFORD	76	209	3449	479	427	2	1
CUMBERLAND	126	1587	13865	2475	777	44	30
DAUPHIN	70	1965	18770	2786	710	245	4
DELAWARE	116	2479	27737	5507	1559	68	73
ELK	36	130	991	147	76	6	2
ERIE	223	1759	9684	2298	1100	21	87
FAYETTE	142	769	4209	797	263	93	79
FOREST	30	28	262	40	17	0	0
FRANKLIN	165	654	6195	1019	272	15	158
FULTON	14	47	512	84	42	0	0
GREENE	127	182	1005	224	105	0	111
HUNTINGDON	27	131	1674	249	195	0	10
INDIANA	89	448	3330	512	349	3	2
JEFFERSON	40	166	1776	215	175	1	1
JUNIATA	21	94	867	126	55	2	5
LACKAWANNA	66	987	7855	1652	538	59	17
LANCASTER	28	3308	29067	5096	1635	115	99
LAWRENCE	0	300	3195	475	96	3	1

County	In Person	PennDOT Initial Apps	PennDOT Change of Address	Online	Mail	Registration Drive	Other Means
LEBANON	7	696	6598	978	587	12	36
LEHIGH	112	1816	16432	2727	833	155	156
LUZERNE	20	1953	13850	2933	1344	33	86
LYCOMING	76	615	4857	640	307	4	87
McKEAN	41	127	1401	188	85	0	21
MERCER	78	947	4141	766	406	4	355
MIFFLIN	93	66	1711	214	78	0	14
MONROE	249	1111	6676	1113	288	37	46
MONTGOMERY	41	4492	44004	9408	1835	86	213
MONTOUR	25	35	945	139	44	0	2
NORTHAMPTON	85	1598	15467	2666	578	41	17
NORTHUMBERLAND	59	397	2827	494	267	4	0
PERRY	52	241	2122	292	291	2	0
PHILADELPHIA	58	7677	96032	21172	4382	2964	77
PIKE	31	380	1966	515	196	4	47
POTTER	27	103	670	82	49	0	7
SCHUYLKILL	76	621	5823	807	359	26	138
SNYDER	19	137	1328	175	119	2	9
SOMERSET	76	339	2448	463	252	7	111
SULLIVAN	18	21	325	50	38	0	0
SUSQUEHANNA	0	170	1285	225	143	3	17
TIOGA	35	136	1594	216	136	0	17
UNION	62	221	1512	247	115	3	15
VENANGO	55	253	2134	253	159	1	1
WARREN	4	149	1642	214	10	1	6
WASHINGTON	120	1033	9715	1783	637	6	10
WAYNE	71	263	1825	357	130	4	17
WESTMORELAND	63	2799	16734	3760	1611	57	227
WYOMING	17	117	1087	189	98	2	1
YORK	28	2891	24697	4701	1251	234	278
<b>PENNSYLVANIA</b>	<b>4475</b>	<b>69483</b>	<b>617051</b>	<b>125190</b>	<b>36215</b>	<b>5817</b>	<b>4406</b>

**Appendix C6  
CHANGE APPLICATIONS BY AGENCY SOURCES**

County	ASRC	WIC	DA	CAO	COOC	C&Y	HC	SSHE	AAA	Para Transit	PennDOT Mailed Applications	OCDEL
ADAMS	0	0	0	47	0	0	0	0	0	0	3	0
ALLEGHENY	0	1	4	1293	1	0	10	0	3	4	199	0
ARMSTRONG	0	0	0	52	0	0	0	0	0	0	5	0
BEAVER	0	2	3	156	1	0	0	0	0	0	22	0
BEDFORD	0	0	0	14	0	0	0	0	0	0	4	0
BERKS	0	1	2	470	1	0	0	0	0	6	34	1
BLAIR	0	0	0	76	0	0	2	0	0	0	7	0
BRADFORD	0	0	0	64	0	0	0	0	0	0	3	0
BUCKS	0	0	1	270	0	0	0	0	0	0	57	0
BUTLER	0	0	0	136	0	0	0	0	0	0	54	0
CAMBRIA	0	1	1	186	0	0	0	0	0	0	6	0
CAMERON	0	1	0	8	0	0	0	0	0	0	2	0
CARBON	0	0	0	66	0	0	0	0	4	0	7	0
CENTRE	0	0	0	61	43	0	3	0	0	0	21	0
CHESTER	0	1	2	153	0	0	3	0	0	0	114	2
CLARION	0	0	1	37	0	0	0	0	0	0	5	0
CLEARFIELD	0	0	1	75	2	0	0	0	0	0	4	0
CLINTON	0	1	0	19	0	0	0	0	0	0	1	0
COLUMBIA	0	1	1	72	0	0	7	0	1	0	18	0
CRAWFORD	0	0	0	29	0	0	0	0	0	0	8	1
CUMBERLAND	0	0	2	155	0	0	0	0	0	0	14	0
DAUPHIN	0	6	2	343	0	0	0	0	0	0	28	0
DELAWARE	0	0	0	197	2	0	0	0	1	2	66	0
ELK	0	1	0	31	0	0	0	0	0	0	11	0
ERIE	0	1	2	279	2	0	0	0	1	0	21	1
FAYETTE	0	0	0	175	0	0	0	0	0	0	27	0
FOREST	0	0	0	5	0	0	0	0	0	0	0	0
FRANKLIN	0	2	1	107	0	0	0	0	1	0	25	0
FULTON	0	0	0	10	0	0	0	0	1	0	0	0
GREENE	0	0	1	38	0	0	0	0	0	0	7	0
HUNTINGDON	0	0	0	8	0	0	0	0	0	0	1	0
INDIANA	0	0	0	49	0	0	0	0	0	0	12	0
JEFFERSON	0	1	0	9	0	0	0	0	0	0	2	0
JUNIATA	0	0	1	9	0	0	0	0	0	0	9	1
LACKAWANNA	0	0	0	204	1	0	20	0	0	0	52	0
LANCASTER	0	1	2	358	1	0	0	0	0	0	55	0
LAWRENCE	0	0	0	19	0	0	0	0	0	0	0	0
LEBANON	0	0	2	71	0	0	0	0	0	0	31	0
LEHIGH	0	0	1	219	0	0	0	0	0	0	22	0
LUZERNE	0	0	8	425	0	0	1	0	2	0	60	0
LYCOMING	0	3	0	85	0	0	0	0	0	0	22	0

County	ASRC	WIC	DA	CAO	COOC	C&Y	HC	SSHE	AAA	Para Transit	PennDOT Mailed Applications	OCDEL
McKEAN	0	0	0	32	0	0	0	0	0	0	3	0
MERCER	0	1	0	143	0	0	0	0	0	0	8	0
MIFFLIN	0	0	1	25	0	0	0	0	0	0	3	0
MONROE	0	0	0	151	0	0	0	0	0	0	11	0
MONTGOMERY	0	0	0	276	0	0	0	0	2	3	202	2
MONTOUR	0	0	0	2	0	0	0	0	0	0	1	0
NORTHAMPTON	0	0	1	123	0	0	0	0	0	0	18	0
NORTHUMBERLAND	0	0	0	80	0	0	0	0	1	0	3	0
PERRY	0	0	0	35	0	0	0	0	0	0	2	0
PHILADELPHIA	0	41	10	7674	2	0	0	0	1	2	132	0
PIKE	0	0	0	56	0	0	0	0	0	0	4	0
POTTER	0	0	0	22	0	0	0	0	0	0	5	0
SCHUYLKILL	0	0	1	175	3	0	1	0	1	0	46	0
SNYDER	0	0	0	13	0	0	0	0	0	0	0	0
SOMERSET	0	2	0	82	0	0	0	0	2	0	22	0
SULLIVAN	0	0	0	1	0	0	0	0	0	0	1	0
SUSQUEHANNA	0	0	0	6	1	0	0	0	0	0	11	0
TIOGA	0	0	0	37	0	0	0	0	0	0	4	0
UNION	0	0	1	41	0	0	0	0	0	0	7	0
VENANGO	0	1	0	53	0	0	0	0	2	0	10	0
WARREN	0	0	0	33	0	0	0	0	0	0	1	0
WASHINGTON	0	0	0	161	0	0	1	0	0	0	21	0
WAYNE	0	0	0	28	9	0	0	0	2	0	16	0
WESTMORELAND	0	0	1	457	0	0	0	0	0	0	44	0
WYOMING	0	0	0	17	0	0	0	0	0	0	4	0
YORK	0	1	1	326	0	0	0	0	0	0	25	0
<b>PENNSYLVANIA</b>	<b>0</b>	<b>70</b>	<b>54</b>	<b>16129</b>	<b>69</b>	<b>0</b>	<b>48</b>	<b>0</b>	<b>25</b>	<b>17</b>	<b>1643</b>	<b>8</b>

## Appendix D

---

This contains a summary of data relative to list maintenance activities in the counties between January 1, 2021 and December 31, 2021.

Appendix D1 - D7 summarizes total voter list maintenance notifications sent and the voter responses received through December 31, 2021.

1. Five Year Notice Summary
2. National Change of Address Notice Summary
3. Duplicate Notice Summary
4. In-State Moves Notice Summary
5. Out-of-State Moves Notice Summary
6. Address Verification Notice Summary
7. PennDOT Change of Address Processing Summary
8. Active Cancellations
9. Inactive Cancellations

**Appendix D1  
Five Year Notice Mailings**

<b>County Name</b>	<b>Notices Mailed</b>	<b>Non Response</b>	<b>Return Confirmation</b>	<b>Returned Undeliverable</b>	<b>Voter Moved In County</b>	<b>Voter Moved Out Of County</b>
ADAMS	682	0	35	137	0	4
ALLEGHENY	12103	7	648	2900	47	114
ARMSTRONG	243	0	9	65	0	1
BEAVER	836	0	48	166	5	21
BEDFORD	0	0	0	0	0	0
BERKS	2495	0	95	424	11	20
BLAIR	634	0	72	121	1	7
BRADFORD	372	0	51	70	2	10
BUCKS	465	0	25	90	3	12
BUTLER	4690	0	0	0	0	0
CAMBRIA	783	1	36	145	2	15
CAMERON	0	0	0	0	0	0
CARBON	312	0	11	51	1	3
CENTRE	582	0	26	226	1	9
CHESTER	10308	10	47	1504	2	70
CLARION	952	585	67	283	0	16
CLEARFIELD	460	361	23	58	1	6
CLINTON	158	0	11	45	5	1
COLUMBIA	2832	0	58	120	0	3
CRAWFORD	1486	0	115	363	6	10
CUMBERLAND	6085	4130	322	1524	14	93
DAUPHIN	1609	1238	28	336	0	7
DELAWARE	2375	0	78	470	1	29
ELK	174	0	32	21	1	9
ERIE	5815	0	20	733	0	0
FAYETTE	991	0	89	0	2	16
FOREST	35	0	7	3	0	1
FRANKLIN	635	452	61	111	1	8
FULTON	2	0	0	0	0	0
GREENE	266	179	20	60	1	4
HUNTINGDON	285	184	12	87	1	1
INDIANA	435	0	9	146	1	14
JEFFERSON	381	264	32	76	0	7
JUNIATA	128	97	13	16	0	2
LACKAWANNA	1149	0	49	183	2	10
LANCASTER	2013	0	131	403	4	6

County Name	Notices Mailed	Non Response	Return Confirmation	Returned Undeliverable	Voter Moved In County	Voter Moved Out Of County
LAWRENCE	473	0	29	87	2	7
LEBANON	1874	0	173	464	14	16
LEHIGH	1903	0	65	432	12	8
LUZERNE	3524	0	184	0	24	30
LYCOMING	431	298	33	87	2	10
McKEAN	287	0	14	39	4	2
MERCER	644	0	56	146	1	11
MIFFLIN	71	0	8	17	0	0
MONROE	1685	0	90	251	1	18
MONTGOMERY	2350	0	156	423	5	69
MONTOUR	62	39	3	19	0	0
NORTHAMPTON	2833	5	149	604	10	28
NORTHUMBERLAND	606	0	16	190	1	5
PERRY	250	0	30	30	0	1
PHILADELPHIA	9586	0	175	1090	4	30
PIKE	614	579	28	27	1	4
POTTER	126	67	21	31	1	5
SCHUYLKILL	1149	0	140	198	7	28
SNYDER	214	0	20	52	1	2
SOMERSET	726	0	62	158	4	10
SULLIVAN	173	149	13	4	1	6
SUSQUEHANNA	0	0	0	0	0	0
TIOGA	246	1	13	56	0	6
UNION	181	0	11	75	0	3
VENANGO	198	0	18	31	0	4
WARREN	258	0	20	39	1	0
WASHINGTON	762	5	30	133	1	9
WAYNE	334	0	35	68	4	10
WESTMORELAND	830	36	49	114	3	10
WYOMING	209	0	16	38	1	7
YORK	2763	1	108	754	5	24
<b>PENNSYLVANIA</b>	<b>98133</b>	<b>8688</b>	<b>4045</b>	<b>16594</b>	<b>225</b>	<b>892</b>

**Appendix D2  
NCOA Mailings**

<b>County</b>	<b>Notices Mailed</b>	<b>Non Response</b>	<b>Return Confirmation</b>	<b>Returned Undeliverable</b>	<b>Voter Moved In County</b>	<b>Voter Moved Out Of County</b>	<b>Voter Moved Out Of State</b>
ADAMS	1162	982	6	31	36	18	89
ALLEGHENY	21289	14	285	583	1148	213	1203
ARMSTRONG	666	546	2	22	51	23	22
BEAVER	2085	1392	29	28	261	43	330
BEDFORD	432	331	5	10	43	10	33
BERKS	5188	4557	43	91	155	41	299
BLAIR	1282	955	7	27	148	23	120
BRADFORD	719	466	15	14	122	9	92
BUCKS	8957	5846	64	175	967	203	1693
BUTLER	2572	1696	35	60	299	99	380
CAMBRIA	1126	907	5	45	93	21	53
CAMERON	44	39	2	1	1	1	0
CARBON	1046	898	3	10	48	24	62
CENTRE	1702	0	21	11	158	21	212
CHESTER	8145	6875	60	349	157	41	364
CLARION	309	253	3	8	26	6	13
CLEARFIELD	628	66	2	556	2	2	0
CLINTON	353	240	1	19	43	13	35
COLUMBIA	580	0	10	14	34	12	47
CRAWFORD	906	0	1	18	81	24	62
CUMBERLAND	3472	2760	40	112	244	35	275
DAUPHIN	4399	5022	211	201	24	98	261
DELAWARE	8424	5016	44	2483	95	113	667
ELK	225	162	6	9	17	4	27
ERIE	3900	3050	37	77	272	25	433
FAYETTE	1189	1179	5	0	5	0	0
FOREST	114	55	2	41	1	5	10
FRANKLIN	1912	1339	16	72	218	32	235
FULTON	544	535	4	5	0	0	0
GREENE	327	273	0	6	21	6	21
HUNTINGDON	381	298	9	2	34	12	26
INDIANA	498	401	1	5	30	58	0
JEFFERSON	464	363	9	10	38	10	31
JUNIATA	181	143	0	2	25	4	7
LACKAWANNA	7937	0	23	134	138	17	137



County	Notices Mailed	Non Response	Return Confirmation	Returned Undeliverable	Voter Moved In County	Voter Moved Out Of County	Voter Moved Out Of State
LANCASTER	7549	3221	318	291	705	111	432
LAWRENCE	888	1	8	27	117	19	86
LEBANON	1661	1241	67	38	113	41	161
LEHIGH	10280	5831	85	1770	178	58	501
LUZERNE	8182	7277	24	1	402	83	369
LYCOMING	1206	916	10	19	150	23	87
McKEAN	413	359	2	10	21	2	19
MERCER	1385	1043	27	50	155	16	94
MIFFLIN	661	600	5	11	31	7	6
MONROE	2344	1610	55	60	21	31	236
MONTGOMERY	12007	2	103	275	1194	363	1733
MONTOUR	992	889	4	84	4	4	4
NORTHAMPTON	4142	3413	35	169	164	54	300
NORTHUMBERLAND	1078	950	17	53	26	18	13
PERRY	375	310	26	4	2	11	18
PHILADELPHIA	26082	21553	681	974	770	292	1812
PIKE	1017	999	5	5	1	0	7
POTTER	176	131	2	0	18	3	22
SCHUYLKILL	1344	965	20	34	184	41	99
SNYDER	319	237	5	4	25	16	31
SOMERSET	940	762	10	15	71	7	75
SULLIVAN	62	46	1	2	9	1	3
SUSQUEHANNA	430	362	30	8	3	3	24
TIOGA	840	720	17	32	33	4	34
UNION	409	264	48	16	20	12	40
VENANGO	460	0	10	23	39	15	34
WARREN	791	237	18	145	42	15	57
WASHINGTON	2540	2018	93	95	99	39	193
WAYNE	622	1	19	19	55	18	84
WESTMORELAND	3802	3019	18	114	322	59	269
WYOMING	270	97	22	4	43	32	50
YORK	6310	380	5	5902	15	0	8
<b>PENNSYLVANIA</b>	<b>192735</b>	<b>106113</b>	<b>2796</b>	<b>15485</b>	<b>10067</b>	<b>2664</b>	<b>14140</b>

**Appendix D3**  
**ERIC Duplicate Application Mailings**

County	Notices Mailed	No Move	No Response	Not Deliverable	Voter Confirms Move	Voter Provides New Address
ADAMS	14	0	0	5	0	0
ALLEGHENY	1408	161	0	236	12	17
ARMSTRONG	33	3	0	7	0	1
BEAVER	40	6	0	14	0	2
BEDFORD	14	0	0	1	0	0
BERKS	106	10	0	28	0	2
BLAIR	34	1	0	8	0	1
BRADFORD	7	2	0	1	0	0
BUCKS	95	1	1	19	8	1
BUTLER	214	39	0	60	9	5
CAMBRIA	138	6	0	42	4	0
CAMERON	6	0	0	2	1	0
CARBON	26	2	0	3	0	0
CENTRE	130	1	0	66	4	0
CHESTER	175	17	0	44	1	2
CLARION	28	1	0	15	0	1
CLEARFIELD	29	1	15	9	0	0
CLINTON	18	0	0	14	0	0
COLUMBIA	2	0	0	0	0	0
CRAWFORD	0	0	0	0	0	0
CUMBERLAND	81	0	2	35	1	0
DAUPHIN	116	5	0	24	2	0
DELAWARE	422	21	0	72	8	2
ELK	6	0	0	0	1	1
ERIE	234	15	6	57	0	0
FAYETTE	22	0	0	5	0	1
FOREST	5	0	0	2	1	0
FRANKLIN	0	0	0	0	0	0
FULTON	4	0	0	1	0	0
GREENE	6	0	0	0	0	1
HUNTINGDON	53	0	0	20	1	1
INDIANA	87	4	0	49	0	0
JEFFERSON	32	2	23	7	0	0
JUNIATA	12	0	0	2	0	0
LACKAWANNA	80	0	0	23	0	0

County	Notices Mailed	No Move	No Response	Not Deliverable	Voter Confirms Move	Voter Provides New Address
LANCASTER	412	16	0	84	1	9
LAWRENCE	31	1	0	8	0	0
LEBANON	53	5	0	10	0	2
LEHIGH	102	2	0	35	0	0
LUZERNE	113	2	0	9	1	1
LYCOMING	13	0	0	3	0	0
McKEAN	10	0	8	2	0	0
MERCER	43	0	0	13	2	0
MIFFLIN	37	3	1	11	0	1
MONROE	56	2	0	11	1	0
MONTGOMERY	166	5	0	50	3	8
MONTOUR	42	2	0	16	0	1
NORTHAMPTON	98	2	0	27	0	0
NORTHUMBERLAND	0	0	0	0	0	0
PERRY	8	0	0	0	0	0
PHILADELPHIA	1495	78	3	221	4	1
PIKE	13	1	0	0	0	0
POTTER	4	0	0	0	0	1
SCHUYLKILL	0	0	0	0	0	0
SNYDER	17	0	0	10	0	0
SOMERSET	17	0	0	2	0	0
SULLIVAN	1	0	0	1	0	0
SUSQUEHANNA	58	10	0	0	2	1
TIOGA	6	0	0	3	0	0
UNION	13	1	0	8	0	1
VENANGO	38	10	0	2	0	0
WARREN	35	0	1	11	0	0
WASHINGTON	84	5	0	29	4	3
WAYNE	11	0	0	3	1	0
WESTMORELAND	0	0	0	0	0	0
WYOMING	5	0	0	2	1	0
YORK	2	1	0	0	0	0
<b>PENNSYLVANIA</b>	<b>6660</b>	<b>444</b>	<b>60</b>	<b>1442</b>	<b>73</b>	<b>67</b>

**Appendix D4**  
**ERIC In State Move Mailing Summary**

County	Notices Mailed	Non Response	Return Confirmation	Returned Undeliverable	Voter Moved In County	Voter Moved Out Of County	Voter Moved Out Of State
ADAMS	208	0	1	60	9	1	0
ALLEGHENY	4449	0	42	880	56	15	1
ARMSTRONG	11	0	0	4	0	0	0
BEAVER	10	0	0	0	0	0	0
BEDFORD	2	0	0	0	0	0	0
BERKS	67	0	0	1	0	0	0
BLAIR	356	0	2	107	7	3	0
BRADFORD	15	0	0	2	0	0	0
BUCKS	1531	4	100	382	10	21	6
BUTLER	517	271	4	145	30	13	1
CAMBRIA	380	0	3	128	16	4	0
CAMERON	25	0	0	4	0	0	0
CARBON	182	0	1	21	3	3	0
CENTRE	23	0	0	4	0	0	0
CHESTER	1191	1	2	12	1	0	1
CLARION	95	0	3	1	4	0	0
CLEARFIELD	187	0	4	45	7	2	1
CLINTON	4	0	0	0	0	0	0
COLUMBIA	4	0	0	0	0	0	0
CRAWFORD	11	0	0	2	0	0	0
CUMBERLAND	644	0	8	225	16	7	0
DAUPHIN	1761	0	16	473	16	22	2
DELAWARE	2281	0	23	554	53	13	0
ELK	65	0	0	17	4	4	0
ERIE	1229	9	9	259	16	6	1
FAYETTE	44	0	0	19	0	0	0
FOREST	12	0	0	5	0	0	0
FRANKLIN	18	15	0	1	1	0	0
FULTON	38	0	0	0	0	0	0
GREENE	107	2	2	32	5	2	0
HUNTINGDON	120	0	0	40	5	3	0
INDIANA	10	0	0	0	0	1	1
JEFFERSON	121	0	4	41	10	3	0
JUNIATA	46	0	0	8	5	2	0
LACKAWANNA	858	0	10	258	18	2	0

County	Notices Mailed	Non Response	Return Confirmation	Returned Undeliverable	Voter Moved In County	Voter Moved Out Of County	Voter Moved Out Of State
LANCASTER	1564	0	16	489	43	10	0
LAWRENCE	255	0	10	73	18	1	0
LEBANON	492	0	2	170	10	4	0
LEHIGH	1531	1	13	448	9	5	0
LUZERNE	58	0	0	0	0	0	0
LYCOMING	321	172	5	120	5	5	1
McKEAN	90	0	1	29	2	0	0
MERCER	308	0	5	65	15	4	0
MIFFLIN	13	0	0	3	0	0	0
MONROE	522	0	13	134	4	4	0
MONTGOMERY	273	0	1	73	12	2	1
MONTOUR	2	0	0	0	0	0	0
NORTHAMPTON	879	0	4	269	22	7	0
NORTHUMBERLAND	538	0	3	196	10	12	0
PERRY	4	0	0	1	0	0	0
PHILADELPHIA	11464	0	247	821	111	42	13
PIKE	12	0	0	2	1	0	0
POTTER	1	0	0	0	0	0	0
SCHUYLKILL	365	0	7	119	14	0	0
SNYDER	56	0	0	7	2	1	0
SOMERSET	191	0	1	1	15	1	0
SULLIVAN	12	0	0	6	0	0	0
SUSQUEHANNA	5	0	0	0	0	0	0
TIOGA	122	7	0	22	7	1	0
UNION	7	0	0	0	0	0	0
VENANGO	1	0	0	1	0	0	0
WARREN	131	0	2	29	2	0	0
WASHINGTON	628	0	18	221	21	8	0
WAYNE	107	0	4	19	11	2	0
WESTMORELAND	765	0	13	198	18	5	1
WYOMING	73	0	0	15	7	13	3
YORK	1439	0	22	647	0	3	1
<b>PENNSYLVANIA</b>	<b>38851</b>	<b>482</b>	<b>621</b>	<b>7908</b>	<b>651</b>	<b>257</b>	<b>34</b>

**Appendix D5  
ERIC Out of State Move Mailing Summary**

County	Notices Mailed	Non Response	Return Confirmation	Returned Undeliverable	Voter Moved In County	Voter Moved Out Of County	Voter Moved Out Of State
ADAMS	616	359	0	240	0	0	16
ALLEGHENY	10653	2	11	3495	5	4	831
ARMSTRONG	0	0	0	0	0	0	0
BEAVER	365	0	2	71	0	0	83
BEDFORD	0	0	0	0	0	0	0
BERKS	0	0	0	0	0	0	0
BLAIR	393	1	3	177	2	0	50
BRADFORD	212	98	0	73	0	0	41
BUCKS	3752	1668	25	1124	2	0	593
BUTLER	1212	467	6	531	3	0	202
CAMBRIA	519	251	1	217	0	1	49
CAMERON	18	6	0	7	0	0	5
CARBON	220	161	1	16	0	0	42
CENTRE	0	0	0	0	0	0	0
CHESTER	3513	0	0	0	0	0	0
CLARION	146	0	0	63	0	0	25
CLEARFIELD	264	133	0	118	0	0	13
CLINTON	119	40	1	64	2	0	12
COLUMBIA	283	0	0	30	0	0	56
CRAWFORD	485	0	0	214	1	0	47
CUMBERLAND	2213	0	6	1000	0	0	104
DAUPHIN	1827	927	3	807	2	3	85
DELAWARE	3651	0	18	1302	3	0	186
ELK	65	0	1	22	0	0	13
ERIE	1899	1030	7	617	0	0	242
FAYETTE	0	0	0	0	0	0	0
FOREST	15	0	0	6	0	0	2
FRANKLIN	674	433	2	12	0	0	227
FULTON	0	0	0	0	0	0	0
GREENE	191	0	0	66	0	0	27
HUNTINGDON	146	0	0	85	0	0	13
INDIANA	319	126	1	36	0	0	156
JEFFERSON	155	68	0	61	0	1	25
JUNIATA	44	19	0	21	0	0	4
LACKAWANNA	2934	0	0	342	0	0	26

County	Notices Mailed	Non Response	Return Confirmation	Returned Undeliverable	Voter Moved In County	Voter Moved Out Of County	Voter Moved Out Of State
LANCASTER	2269	1198	14	92	6	1	427
LAWRENCE	411	0	4	169	1	0	46
LEBANON	626	0	2	264	0	1	33
LEHIGH	2150	0	9	858	0	0	135
LUZERNE	0	0	0	0	0	0	0
LYCOMING	0	0	0	0	0	0	0
McKEAN	169	94	0	63	0	0	12
MERCER	690	0	5	246	0	0	81
MIFFLIN	0	0	0	0	0	0	0
MONROE	1219	0	12	475	0	1	110
MONTGOMERY	4203	0	41	1157	1	2	665
MONTOUR	144	0	1	24	0	0	6
NORTHAMPTON	2001	1	7	832	0	0	105
NORTHUMBERLAND	446	242	1	187	1	0	15
PERRY	110	87	0	3	1	0	19
PHILADELPHIA	17332	2	33	5464	10	19	470
PIKE	489	405	0	36	0	0	48
POTTER	55	33	0	1	0	0	21
SCHUYLKILL	416	0	2	129	1	0	71
SNYDER	200	0	1	111	0	0	17
SOMERSET	296	229	2	4	0	0	61
SULLIVAN	24	0	0	10	0	0	6
SUSQUEHANNA	0	0	0	0	0	0	0
TIOGA	261	16	1	58	0	0	20
UNION	0	0	0	0	0	0	0
VENANGO	0	0	0	0	0	0	0
WARREN	130	0	1	53	1	0	22
WASHINGTON	1148	518	10	517	0	0	103
WAYNE	231	0	6	84	0	0	52
WESTMORELAND	1362	0	6	403	6	0	191
WYOMING	117	0	3	33	0	1	64
YORK	2746	1217	4	1408	0	0	117
<b>PENNSYLVANIA</b>	<b>76148</b>	<b>9831</b>	<b>253</b>	<b>23498</b>	<b>48</b>	<b>34</b>	<b>6092</b>

**Appendix D6  
Address Verification Notice Mailing Summary**

County	Notices Mailed	Non Response	Return Confirmation	Returned Undeliverable	Voter Moved In County	Voter Moved Out Of County	Voter Moved Out Of State
ADAMS	1140	0	3	90	38	13	50
ALLEGHENY	21876	3	177	1912	584	105	458
ARMSTRONG	630	0	12	75	20	8	10
BEAVER	1440	0	0	4	0	0	0
BEDFORD	377	0	4	56	21	3	9
BERKS	4237	0	11	50	3	0	17
BLAIR	1742	0	23	348	48	21	19
BRADFORD	824	0	46	170	27	10	36
BUCKS	8613	38	369	640	81	109	593
BUTLER	5139	1730	150	903	161	63	174
CAMBRIA	1524	0	12	304	51	16	24
CAMERON	61	0	0	7	1	2	4
CARBON	731	0	1	23	3	3	0
CENTRE	1863	0	20	288	3	2	1
CHESTER	9484	10	95	1221	329	91	589
CLARION	340	0	5	4	19	4	3
CLEARFIELD	1002	0	17	187	49	12	21
CLINTON	304	0	6	0	0	0	0
COLUMBIA	447	0	1	2	2	1	2
CRAWFORD	776	0	4	60	28	7	35
CUMBERLAND	4147	0	57	731	85	37	94
DAUPHIN	10176	0	224	2018	58	72	311
DELAWARE	13294	0	151	3447	347	92	289
ELK	283	0	4	68	11	4	3
ERIE	4928	10	90	539	122	17	86
FAYETTE	1429	0	30	349	56	16	66
FOREST	132	0	0	45	0	1	0
FRANKLIN	1667	1300	17	26	86	12	125
FULTON	607	0	1	3	2	0	0
GREENE	542	41	10	140	18	8	14
HUNTINGDON	434	0	2	67	14	8	6
INDIANA	1725	1	9	63	31	72	157
JEFFERSON	587	0	9	87	10	3	1
JUNIATA	183	0	2	19	8	6	2
LACKAWANNA	1136	0	10	258	18	2	0
LANCASTER	7355	5	88	1264	170	40	123



County	Notices Mailed	Non Response	Return Confirmation	Returned Undeliverable	Voter Moved In County	Voter Moved Out Of County	Voter Moved Out Of State
LAWRENCE	351	0	12	115	19	1	2
LEBANON	1767	0	6	253	21	7	33
LEHIGH	7682	1	13	448	9	5	0
LUZERNE	2968	0	1	0	0	0	2
LYCOMING	2141	1194	26	436	110	19	125
McKEAN	487	0	3	47	12	2	24
MERCER	1617	1	41	290	92	23	74
MIFFLIN	409	1	32	36	6	1	0
MONROE	2263	0	39	348	14	18	76
MONTGOMERY	15464	0	166	2628	447	187	672
MONTOUR	192	0	0	14	0	0	0
NORTHAMPTON	6494	4	110	1902	95	31	83
NORTHUMBERLAND	1537	0	20	312	44	77	31
PERRY	314	0	6	36	0	3	4
PHILADELPHIA	29071	3	360	1197	641	190	660
PIKE	1225	0	22	172	20	10	112
POTTER	172	7	1	18	11	5	11
SCHUYLKILL	519	0	17	177	24	1	4
SNYDER	294	0	3	39	4	11	2
SOMERSET	860	0	2	1	15	1	1
SULLIVAN	23	0	0	9	0	0	0
SUSQUEHANNA	368	0	0	0	0	0	0
TIOGA	549	28	9	76	20	3	5
UNION	1812	0	2	3	0	1	1
VENANGO	357	0	0	153	0	0	1
WARREN	885	0	4	392	12	2	8
WASHINGTON	4390	6	241	1033	161	48	118
WAYNE	875	0	15	50	12	8	49
WESTMORELAND	4027	0	39	583	144	34	132
WYOMING	135	0	2	40	7	13	20
YORK	9986	0	153	7556	1	4	5
<b>PENNSYLVANIA</b>	<b>210409</b>	<b>4383</b>	<b>3005</b>	<b>33832</b>	<b>4445</b>	<b>1565</b>	<b>5577</b>

**Appendix D7  
PennDOT COA Summary**

<b>County</b>	<b>In County Changes</b>	<b>Out Of County Changes</b>	<b>Out Of State Changes</b>	<b>Total</b>
ADAMS	1843	1112	4	2959
ALLEGHENY	47755	9201	35	56991
ARMSTRONG	1411	582	0	1993
BEAVER	3434	1560	2	5010
BEDFORD	1150	315	0	1465
BERKS	12302	3798	8	16108
BLAIR	3179	893	4	4076
BRADFORD	1392	263	2	1657
BUCKS	13900	5692	24	19616
BUTLER	5092	2308	6	7406
CAMBRIA	2798	1143	3	3944
CAMERON	72	40	0	112
CARBON	1213	813	2	2028
CENTRE	3001	1272	1	4274
CHESTER	12366	4880	16	17262
CLARION	673	388	0	1061
CLEARFIELD	1577	655	1	2233
CLINTON	911	382	1	1294
COLUMBIA	1436	669	0	2105
CRAWFORD	2064	591	3	2658
CUMBERLAND	6035	3192	18	9245
DAUPHIN	9949	4620	12	14581
DELAWARE	13503	6896	17	20416
ELK	597	205	1	803
ERIE	7824	937	7	8768
FAYETTE	2598	798	2	3398
FOREST	75	63	0	138
FRANKLIN	4085	1075	6	5166
FULTON	258	114	1	373
GREENE	561	230	0	791
HUNTINGDON	880	404	0	1284
INDIANA	1747	736	0	2483
JEFFERSON	863	446	1	1310
JUNIATA	390	237	0	627
LACKAWANNA	4812	1467	10	6289
LANCASTER	19688	4701	20	24409
LAWRENCE	1836	605	2	2443
LEBANON	3115	1608	3	4726

County	In County Changes	Out Of County Changes	Out Of State Changes	Total
LEHIGH	8144	4262	11	12417
LUZERNE	9763	2112	7	11882
LYCOMING	3046	943	7	3996
McKEAN	927	229	2	1158
MERCER	2646	626	4	3276
MIFFLIN	1036	287	0	1323
MONROE	3532	1767	3	5302
MONTGOMERY	19422	10850	18	30290
MONTOUR	358	324	2	684
NORTHAMPTON	7774	3874	10	11658
NORTHUMBERLAND	1713	86	2	1801
PERRY	773	641	4	1418
PHILADELPHIA	66986	19093	70	86149
PIKE	931	593	0	1524
POTTER	324	146	0	470
SCHUYLKILL	3178	1031	1	4210
SNYDER	558	394	0	952
SOMERSET	1380	474	0	1854
SULLIVAN	108	88	0	196
SUSQUEHANNA	738	230	0	968
TIOGA	1080	217	3	1300
UNION	698	392	2	1092
VENANGO	1265	346	1	1612
WARREN	1180	248	0	1428
WASHINGTON	5254	1777	3	7034
WAYNE	788	458	2	1248
WESTMORELAND	9405	3248	6	12659
WYOMING	428	279	0	707
YORK	16033	4105	24	20162
<b>PENNSYLVANIA</b>	<b>365853</b>	<b>124011</b>	<b>394</b>	<b>490272</b>

**Appendix D8**  
**Active Cancellation Summary by county**

County	Canvass	Duplicate	Not Qualified	Other Move Confirmation	PennDOT Move Confirmation	Voter Removal Program	Voter's Death	Voter's Request
ADAMS	0	0	1	159	1059	13	787	36
ALLEGHENY	0	107	6	2032	8603	157	11836	313
ARMSTRONG	0	0	0	143	529	24	722	3
BEAVER	0	0	0	211	1476	34	1677	37
BEDFORD	0	0	0	58	291	8	487	14
BERKS	0	0	2	566	3432	40	2831	80
BLAIR	0	1	3	177	847	62	1220	34
BRADFORD	0	0	0	57	234	8	533	19
BUCKS	0	0	5	1165	5286	171	5698	248
BUTLER	0	0	2	348	2119	78	1942	100
CAMBRIA	0	0	0	177	1051	16	1644	31
CAMERON	0	0	0	4	35	1	53	4
CARBON	0	0	0	120	727	22	707	19
CENTRE	0	0	0	510	1182	19	880	41
CHESTER	0	4	5	1034	4661	13	3115	241
CLARION	0	1	0	68	356	8	393	7
CLEARFIELD	0	1	1	75	595	2	748	14
CLINTON	0	0	0	87	371	11	283	12
COLUMBIA	0	42	1	177	620	10	512	8
CRAWFORD	0	0	0	136	521	33	801	27
CUMBERLAND	0	4	1	605	2936	27	1884	128
DAUPHIN	0	3	0	592	4377	84	2476	104
DELAWARE	0	16	2	1176	6314	91	4474	137
ELK	0	0	0	23	191	7	296	4
ERIE	0	1	0	236	809	21	2093	83
FAYETTE	0	0	1	129	723	8	1404	22
FOREST	0	0	0	11	57	3	67	1
FRANKLIN	0	0	0	133	1003	22	1351	52
FULTON	0	9	0	18	109	0	89	2
GREENE	0	1	1	44	210	4	337	5
HUNTINGDON	0	0	0	86	370	12	388	12
INDIANA	0	5	2	208	732	188	723	15
JEFFERSON	0	0	2	68	391	10	408	11
JUNIATA	0	0	0	29	216	4	242	3
LACKAWANNA	0	0	0	242	1360	16	2078	45
LANCASTER	0	0	2	710	4319	84	3809	145

County	Canvass	Duplicate	Not Qualified	Other Move Confirmation	PennDOT Move Confirmation	Voter Removal Program	Voter's Death	Voter's Request
LAWRENCE	0	1	0	112	579	21	857	3
LEBANON	0	0	0	256	1479	33	1216	26
LEHIGH	0	0	12	552	3908	46	2092	95
LUZERNE	0	0	2	352	1895	354	3001	66
LYCOMING	0	0	0	125	859	27	995	35
McKEAN	0	0	0	40	204	2	391	1
MERCER	0	0	1	143	580	11	1291	24
MIFFLIN	0	0	0	38	253	9	382	4
MONROE	0	1	1	262	1596	71	1189	19
MONTGOMERY	3	3	7	1782	10256	370	6232	299
MONTOUR	0	3	0	61	308	10	193	3
NORTHAMPTON	0	8	0	451	3477	43	2245	80
NORTHUMBERLAND	0	0	0	327	82	28	773	5
PERRY	0	0	0	114	595	12	376	6
PHILADELPHIA	12	21	90	3408	17785	255	14820	739
PIKE	0	0	1	122	545	3	501	37
POTTER	0	0	1	28	137	2	175	5
SCHUYLKILL	0	0	0	170	937	43	1277	14
SNYDER	0	0	0	52	366	12	254	5
SOMERSET	0	0	0	85	416	5	786	23
SULLIVAN	0	0	0	18	84	0	88	5
SUSQUEHANNA	0	1	0	57	209	0	351	11
TIOGA	0	2	0	56	205	5	386	11
UNION	0	0	0	86	367	13	290	24
VENANGO	0	10	4	86	322	12	533	5
WARREN	0	0	0	46	231	6	436	3
WASHINGTON	0	4	5	334	1593	68	2042	45
WAYNE	0	0	0	77	423	12	580	10
WESTMORELAND	1	0	2	560	2982	45	3930	75
WYOMING	0	0	0	77	272	31	257	9
YORK	0	0	1	636	3697	9	4000	115
<b>PENNSYLVANIA</b>	<b>16</b>	<b>249</b>	<b>164</b>	<b>22127</b>	<b>114754</b>	<b>2869</b>	<b>110927</b>	<b>3859</b>

**Appendix D9  
Inactive Cancellation Summary by county**

County	Canvass	Duplicate Registration	Not Qualified	Other Move Confirmation	PennDOT Move Confirmation	Voter Removal Program				Voter's Death	Voter's Request
						Five Year	Inactive for Two Federal	Other Mailings	Voter Removal Program Total		
ADAMS	0	0	0	41	93	0	2472	22	2494	60	6
ALLEGHENY	0	21	2	449	670	0	12780	294	13065	1165	63
ARMSTRONG	0	0	0	28	59	0	1989	11	1997	84	0
BEAVER	0	0	0	44	88	0	0	36	34	112	2
BEDFORD	0	0	0	13	28	0	0	5	5	24	0
BERKS	0	0	0	124	314	0	0	29	25	245	11
BLAIR	0	0	0	31	45	0	2399	13	2407	113	2
BRADFORD	0	1	0	8	29	1	0	20	21	32	5
BUCKS	0	0	1	215	361	0	12301	150	12448	348	16
BUTLER	0	1	1	99	165	4304	3786	178	8255	305	14
CAMBRIA	0	0	0	45	95	0	2476	41	2517	149	9
CAMERON	0	0	0	1	4	0	103	3	106	4	0
CARBON	0	0	0	39	87	0	3589	6	3594	87	6
CENTRE	0	0	0	144	104	0	6790	19	6809	65	2
CHESTER	0	1	0	204	327	0	0	187	182	176	36
CLARION	0	0	0	39	32	0	631	21	651	38	2
CLEARFIELD	0	0	0	21	60	0	0	20	19	56	4
CLINTON	0	0	0	13	14	0	508	6	511	14	1
COLUMBIA	0	7	24	21	47	646	637	9	1292	52	0
CRAWFORD	0	0	0	43	53	0	3799	18	3817	104	6
CUMBERLAND	0	5	0	189	235	0	5489	143	5631	263	27
DAUPHIN	0	0	1	130	329	0	2	95	96	134	13
DELAWARE	0	13	1	247	594	0	17967	148	18112	283	23
ELK	0	0	0	5	12	0	0	14	14	22	1
ERIE	0	0	1	67	115	0	0	39	36	214	13
FAYETTE	0	0	0	29	85	0	0	28	27	94	1
FOREST	0	0	0	5	8	0	190	4	194	17	0
FRANKLIN	0	0	0	18	75	0	0	31	31	56	4
FULTON	0	4	0	8	5	0	65	3	66	8	0
GREENE	0	0	0	21	21	0	683	13	696	27	3
HUNTINGDON	0	0	0	18	26	0	94	8	102	37	3
INDIANA	0	1	0	25	18	1	2308	56	2364	61	1
JEFFERSON	0	0	0	31	54	0	3913	12	3925	56	2
JUNIATA	0	0	0	10	20	0	333	11	342	22	0

County	Canvass	Duplicate Registration	Not Qualified	Other Move Confirmation	PennDOT Move Confirmation	Voter Removal Program				Voter's Death	Voter's Request
						Five Year	Inactive for Two Federal	Other Mailings	Voter Removal Program Total		
LACKAWANNA	0	0	0	42	91	0	0	12	12	114	4
LANCASTER	0	0	0	136	374	0	10675	60	10735	227	8
LAWRENCE	0	1	0	12	22	0	0	8	8	59	0
LEBANON	0	0	1	79	112	0	2333	31	2364	71	3
LEHIGH	1	0	2	110	319	5	0	30	34	167	8
LUZERNE	0	1	1	136	179	0	17173	435	17602	401	25
LYCOMING	0	0	0	33	89	0	0	26	26	82	7
McKEAN	0	0	0	17	25	0	916	3	919	47	0
MERCER	0	0	0	39	39	0	2839	40	2878	93	3
MIFFLIN	0	0	0	14	38	0	1024	0	1024	58	0
MONROE	0	1	1	58	162	324	5569	48	5940	84	2
MONTGOMERY	22	2	1	254	564	0	15658	326	15984	299	29
MONTOUR	0	0	0	22	20	0	1344	6	1345	22	4
NORTHAMPTON	0	3	0	156	389	0	9432	82	9509	163	18
NORTHUMBERLAND	0	0	0	87	5	0	357	75	432	121	1
PERRY	0	0	0	31	43	0	662	4	666	33	1
PHILADELPHIA	6	9	49	652	1174	0	71438	300	71735	974	112
PIKE	0	0	0	29	42	14	2142	13	2167	35	4
POTTER	0	0	0	3	9	1	0	12	13	11	0
SCHUYLKILL	0	0	0	42	80	0	2240	32	2271	104	0
SNYDER	0	0	0	9	28	0	1026	16	1042	35	1
SOMERSET	0	0	0	20	52	1	588	12	601	75	2
SULLIVAN	0	0	0	8	2	0	9	8	16	6	0
SUSQUEHANNA	0	0	0	19	21	0	805	6	810	20	1
TIOGA	0	0	0	7	15	0	996	10	1006	40	4
UNION	0	0	0	26	24	0	318	8	325	35	2
VENANGO	0	0	0	15	18	0	699	8	706	48	2
WARREN	0	1	0	15	20	0	4873	14	4885	63	1
WASHINGTON	0	0	3	101	175	0	11422	58	11476	245	7
WAYNE	0	0	0	17	39	0	0	23	23	35	2
WESTMORELAND	0	0	1	99	248	0	7682	72	7750	281	5
WYOMING	0	0	0	5	12	7	411	26	444	18	0
YORK	0	0	0	141	392	0	8526	36	8558	336	24
<b>PENNSYLVANIA</b>	<b>29</b>	<b>72</b>	<b>90</b>	<b>4859</b>	<b>9094</b>	<b>5304</b>	<b>266461</b>	<b>3533</b>	<b>275191</b>	<b>8929</b>	<b>556</b>

## Appendix E

---

This contains a summary of data received at PennDOT license centers. This information is provided directly by the contracted vendor who processes the applications for the Department and PennDOT. These statistics relate to the number of individuals who applied to register to vote at a photo license center.



**Appendix E1**  
**Voter Registration Applications by Political Party Received at PennDOT Centers**

<b>County</b>	<b>Democratic</b>	<b>Republican</b>	<b>Other</b>	<b>Total</b>
ADAMS	466	1105	564	2135
ALLEGHENY	8179	4443	4917	17539
ARMSTRONG	152	500	161	813
BEAVER	620	979	593	2202
BEDFORD	71	395	108	574
BERKS	2204	1893	1811	5908
BLAIR	337	672	339	1348
BRADFORD	109	543	222	874
BUCKS	3432	3207	2951	9590
BUTLER	627	1373	767	2990
CAMBRIA	374	841	396	1611
CAMERON	9	34	15	58
CARBON	196	449	268	913
CENTRE	729	586	611	1926
CHESTER	3019	2494	2456	7969
CLARION	51	235	99	385
CLEARFIELD	177	549	183	909
CLINTON	64	217	125	406
COLUMBIA	170	332	206	708
CRAWFORD	153	423	218	794
CUMBERLAND	1222	1549	1206	3977
DAUPHIN	2143	1478	1498	5119
DELAWARE	3508	1715	1800	7023
ELK	69	207	63	339
ERIE	1173	1304	973	3450
FAYETTE	454	921	402	1777
FOREST	9	46	18	73
FRANKLIN	625	1430	797	2852
FULTON	30	150	34	214
GREENE	92	272	115	499
HUNTINGDON	82	239	98	419
INDIANA	163	516	204	883
JEFFERSON	83	399	124	606
JUNIATA	23	158	46	227
LACKAWANNA	1284	1030	900	3214
LANCASTER	2558	3242	2533	8333
LAWRENCE	235	522	282	1039
LEBANON	606	945	591	2142

County	Democratic	Republican	Other	Total
LEHIGH	2630	1711	2167	6508
LUZERNE	1349	1490	1160	3999
LYCOMING	272	660	393	1325
McKEAN	80	299	135	514
MERCER	455	754	452	1661
MIFFLIN	82	271	113	466
MONROE	1534	1201	1364	4099
MONTGOMERY	4844	2833	3159	10836
MONTOUR	86	135	87	308
NORTHAMPTON	1880	1789	1789	5458
NORTHUMBERLAND	211	499	277	987
PERRY	93	329	134	556
PHILADELPHIA	13885	2271	5396	21552
PIKE	522	898	676	2096
POTTER	21	153	51	225
SCHUYLKILL	326	574	397	1297
SNYDER	58	208	66	332
SOMERSET	168	643	189	1000
SULLIVAN	20	53	21	94
SUSQUEHANNA	103	333	153	589
TIOGA	81	340	163	584
UNION	149	192	107	448
VENANGO	138	364	175	677
WARREN	102	310	165	577
WASHINGTON	720	1420	706	2846
WAYNE	227	551	302	1080
WESTMORELAND	1182	2240	1061	4483
WYOMING	54	141	77	272
YORK	2329	3330	2386	8045
<b>PENNSYLVANIA</b>	<b>69099</b>	<b>63385</b>	<b>52015</b>	<b>184752</b>

## Appendix F

---

This contains a summary of the Department's efforts to comply with the National Voter Registration Act of 1993.

The charts illustrate the voter registration activity at the agency level monthly. The first chart shows the total number of voter registration offers that were made and the second chart shows the number of offers that were declined.

**Appendix F1**  
**Number of -voter registration Offers made by NVRA agencies**

	<b>WIC</b>	<b>D.A.</b>	<b>County MH/ID</b>	<b>CAO</b>	<b>COOC</b>	<b>C&amp;Y</b>	<b>HC</b>	<b>SSHE</b>	<b>Special Ed. Prog.</b>	<b>AAA</b>	<b>Para- Transit</b>	<b>Total</b>
January	17,875	1,351	5,175	270,003	436	151	7			6,653	1,103	302,754
February	15,400	1,605	4,111	244,164	460	6,315	10			6,495	993	279,553
March	17,778	1,835	5,134	247,480	984	7,085	18	8		7,670	1,427	289,419
April	0	1,532	4,892	238,741	344	6,496	12		2	7,180	0	259,199
May	14,780	1,513	4,344	214,335	1,260	5,825	10		7	7,063	1,406	250,543
June	15,833	86	4,984	197,853	130	6,308	14	13		7,723	1,717	234,661
July	0	1,369	4,853	203,392	980	6,421	9	32		7,733	1,525	226,314
August	0	1,562	4,958	214,426	1,382	6,789	32	90		7,435	160	236,834
September	0	1,604	5,464	229,648	376	6,881	40	30	7	7,263	703	252,016
October	14,493	150	5,529	221,422	1,449	6,183	28	11	1		1,498	250,764
November	0	2,608	4,298	245,581	323	6,140	25		3	6,479	1,609	267,066
December	14,149	1,533	2,512	230,827	1,001	5,906	55	5		6,607	1,564	264,159
<b>Total</b>	<b>110,308</b>	<b>16,748</b>	<b>56,254</b>	<b>2,757,872</b>	<b>9,125</b>	<b>70,500</b>	<b>260</b>	<b>189</b>	<b>20</b>	<b>78,301</b>	<b>13,705</b>	<b>3,113,282</b>

<b>Agency Legend</b>
<b>WIC</b> - Women, Infants and Children
<b>D.A.</b> - Disability Agencies
<b>County MH/ID</b> - County Mental Health and Intellectual Disabilities
<b>CAO</b> - County Assistance Offices
<b>COOC</b> - Clerk of Orphan's Court
<b>C&amp;Y</b> - County Children and Youth Offices
<b>HC</b> - Health Care facilities
<b>SSHE</b> - State System of Higher Education
<b>Special Ed. Program</b> - Bureau of Special Education
<b>AAA</b> - Area Agencies on Aging

**Appendix F2  
Number of -voter registration Offers declined on Offer.**

Month	WIC	D.A.	County MH/ID	CAO	COOC	C&Y	HC	SSHE	Special Ed. Prog.	AAA	Para-Transit	Total
January	10,776	1,278	4,640	66,558	421	121	7		0	2,774	557	87,132
February	9,163	1,512	3,690	56,428	442	5,241	10	0	0	2,718	603	79,807
March	10,626	1,719	4,615	62,769	953	6,011	11	6	0	3,025	792	90,527
April	0	1,419	4,321	56,869	327	5,617	8		1	2,873	0	71,435
May	8,845	1,414	3,864	50,717	1,221	4,965	7	0	2	2,586	739	74,360
June	9,352	61	4,503	52,493	126	5,418	10	11	0	2,862	906	75,742
July	0	1,312	4,267	50,837	912	5,464	8	30	0	2,512	941	66,283
August	0	1,459	4,303	58,073	1,310	5,845	19	87	0	2,574	9	73,679
September	0	1,513	4,821	61,805	345	5,875	29	30	2	2,563	115	77,098
October	8,446	139	4,850	60,624	1,345	5,328	18	7	0		789	81,546
November	0	2,411	3,762	66,145	184	5,264	16	0	1	2,179	731	80,693
December	8,311	1,455	2,038	58,480	833	5,149	63	5	0	2,197	646	79,177
<b>Total</b>	<b>65,519</b>	<b>15,692</b>	<b>49,674</b>	<b>701,798</b>	<b>8,419</b>	<b>60,298</b>	<b>206</b>	<b>176</b>	<b>6</b>	<b>28,863</b>	<b>6,828</b>	<b>937,479</b>

<b>Agency Legend</b>
<b>WIC</b> - Women, Infants and Children
<b>D.A.</b> - Disability Agencies
<b>County MH/ID</b> - County Mental Health and Intellectual Disabilities
<b>CAO</b> - County Assistance Offices
<b>COOC</b> - Clerk of Orphan's Court
<b>C&amp;Y</b> - County Children and Youth Offices
<b>HC</b> - Health Care facilities
<b>SSHE</b> - State System of Higher Education
<b>Special Ed. Program</b> - Bureau of Special Education
<b>AAA</b> - Area Agencies on Aging