



**THE ADMINISTRATION
OF
VOTER REGISTRATION
IN
PENNSYLVANIA**

2015 REPORT TO THE GENERAL ASSEMBLY

PENNSYLVANIA DEPARTMENT OF STATE

JUNE 2016

**Tom Wolf
Governor**

**Pedro A. Cortés
Secretary of the Commonwealth**



COMMONWEALTH OF PENNSYLVANIA
DEPARTMENT OF STATE

June 30, 2016

Dear Members of the General Assembly:

As Secretary of the Commonwealth, I am pleased to report to you on the administration of voter registration in Pennsylvania for calendar year 2015. I trust you will find this report useful.

Voter registration in Pennsylvania is a joint state-county effort. During 2015, the Department of State (Department) continued its partnership with the state's sixty-seven county election boards and voter registration commissions. The Department collaborates with the Commonwealth agencies designated under the National Voter Registration Act of 1993 (NVRA) to administer voter registration programs. The Department supports the agencies by providing needed supplies and conducting training sessions and informational meetings.

The Statewide Uniform Registry of Electors (SURE) system, implemented in Pennsylvania through Act 3 of 2002, is the bedrock of Pennsylvania's voter registration system. As of December 31, 2015, there were approximately 8 million registered voters in Pennsylvania. In 2015, the Department launched its online voter registration application that makes it easier and more convenient for Pennsylvania voters to register to vote or to update an existing registration. Online voter registration reduces manual data entry and errors on paper voter registration forms. The Department also deployed several software updates to the system to improve the administration of voter registration.

The Department remains committed to fulfilling its responsibilities under the Help America Vote Act of 2002. The Department will strive to promote voter registration and civic engagement through its outreach efforts across the Commonwealth.

If you have questions about this report, please contact the Bureau of Commissions, Elections and Legislation at (717) 525-5011.

Sincerely,

A handwritten signature in black ink that reads "Pedro A. Cortés".

Pedro A. Cortés
Secretary of the Commonwealth

Table of Contents

Voter Registration Statistics	1
Affiliation	1
2015 Registrants	1
Change Since 2011	1
% Change Since 2011	1
Areas of Growth and Decline	2
List Maintenance Activities	3
Voter Registration Cancellations	4
Classification	5
Voter Status	5
Description	5
2015 Total	5
Agency Registrations	7
Code	8
Agency	8
2015 Total	8
Pennsylvania Department of Transportation	10
Application Process to Register to Vote at a PennDOT Center	10
Voter Hall of Fame	12
Statewide Uniform Registry of Electors (SURE)	12
SURE Applications	13
SURE Voter Registration (SURE VR)	13
SURE Portals	13
Public Portal	13
County Portal	13
Agency Portal	13
Kiosk	13
2015 SURE Release Notes	13

*Commonwealth of Pennsylvania
Department of State*

*The Administration of Voter Registration in Pennsylvania
2015 Report to the General Assembly*

In 2015 the Department of State (Department) worked closely with the public, each of the 67 county voter registration offices, Commonwealth agencies designated with voter registration responsibilities, and voter registration advocacy groups. This report represents a summary of statistics and initiatives that support voter registration administration in Pennsylvania. The most significant initiative during 2015 was the launch of Online Voter Registration or OVR, which provides another method through which the Commonwealth's residents can register to vote and update their registration records.

All 2015 data referenced in this report is available in its entirety within the "Annual Report Data" section starting on page 16 of this report. Data from previous years can be found in the respective annual report.

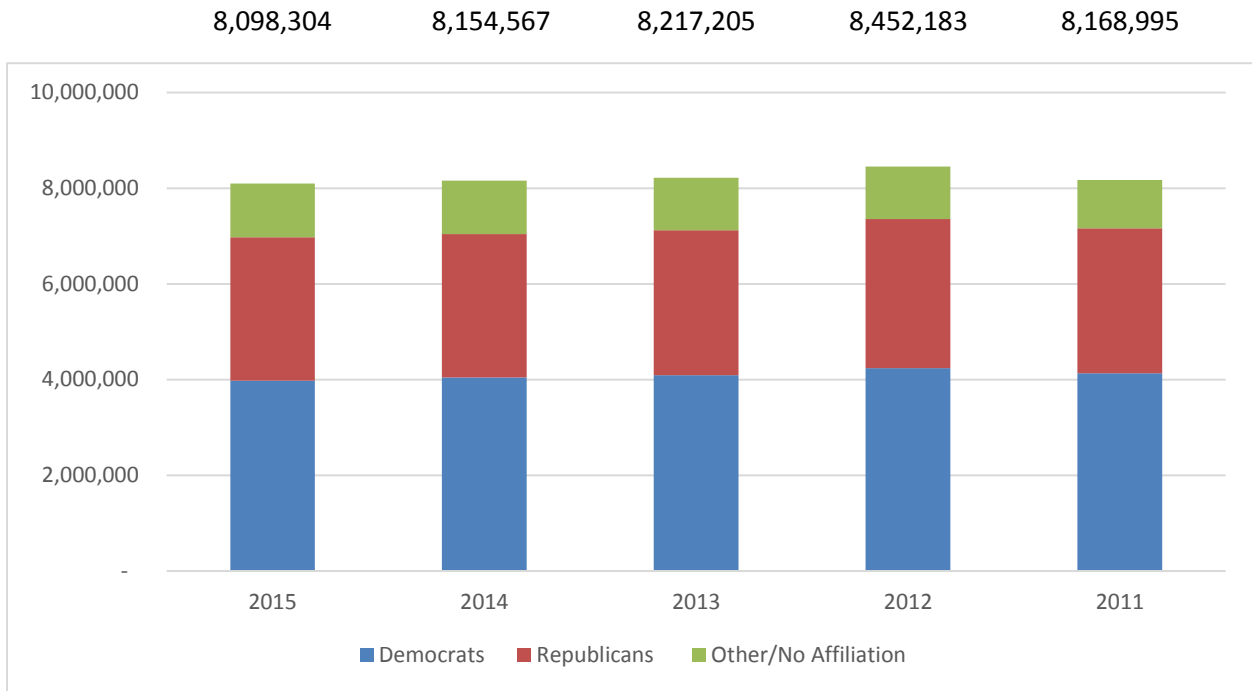
Voter Registration Statistics

Through the Statewide Uniform Registry of Electors (SURE) system, the Department maintains a complete list of all registered voters in the Commonwealth. As of December 2015 there were 8,098,304 registered voters. This is a decrease of 56,263 since December 2014, and a decrease of 70,691 since December 2011.

Total Voter Registration by Party

<i>Affiliation</i>	<i>2015 Registrants</i>	<i>Change Since 2011</i>	<i>% Change Since 2011</i>
Democratic	3,976,973	-156,289	-3.78%
Republican	2,996,117	-35,127	-1.16%
Other/No Affiliation	1,125,214	+120,725	+12.02%
Total Registration	8,098,304	-70,691	-0.87%

Total Voter Registration by Party, Five-Year Trend

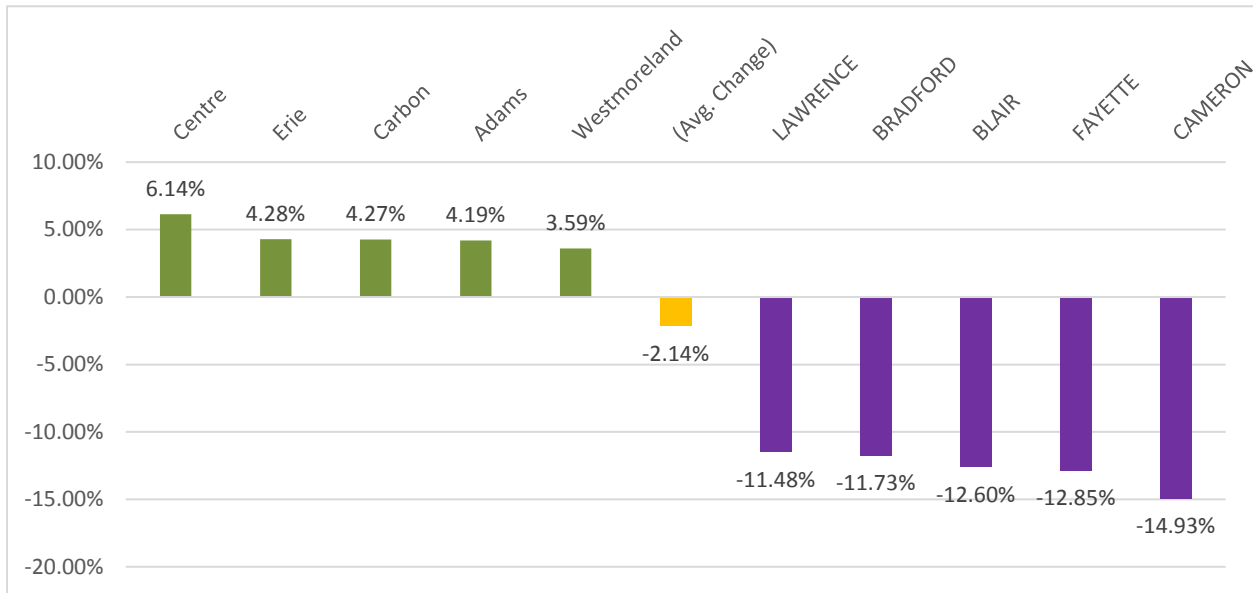


Areas of Growth and Decline

Top 5 Counties with Highest Overall Registration Growth and Highest overall Decline Since 2014



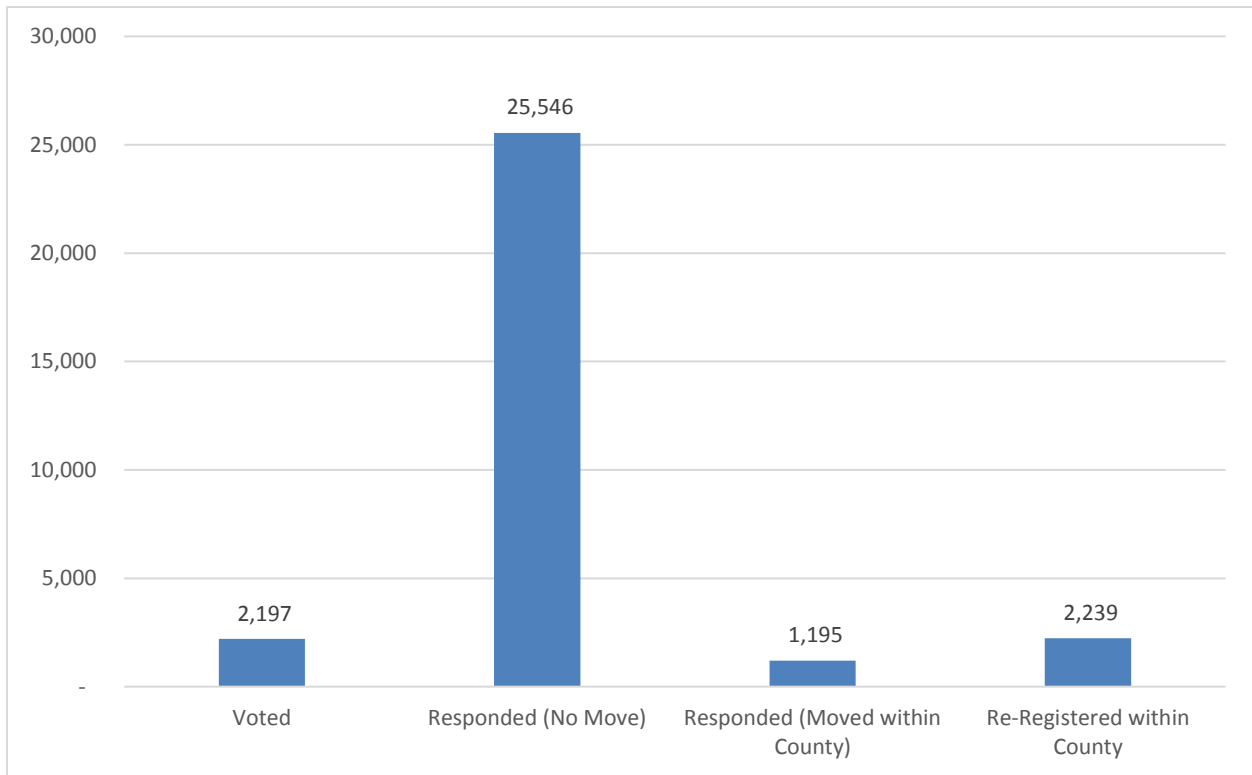
Top 5 Counties with Highest Overall Registration Growth and Highest Overall Decline Since 2011



List Maintenance Activities

In 2015, counties performed regular list maintenance activities within the SURE system, which include the removal of deceased voters and voters who have confirmed that they moved outside of the county in which they were registered. Counties send five-year notices to registrants who have not voted in two federal general elections and address verification notices to voters identified by the United States Postal Service as having submitted a change of address to the Postal Service. During 2015, counties sent 205,095 five-year notices and 94,355 address verification notices. Additionally, 386,845 voters who moved were identified by PennDOT when they changed their address with PennDOT. PennDOT sends these address changes to the Department which forwards them to the counties to update their records. As a result of these combined list maintenance activities 869,979 voter registrations were marked “inactive” and 393,023 were cancelled in 2015. A voter is only cancelled after receiving a notice requesting the voter to confirm his or her address, placement on inactive status and the voter does not vote or otherwise contact the county for two federal general elections after receiving notice.

2015 Responses to 205,095 Five-Year Notices Sent by Counties*



***In addition to the above breakdown, 26 voters who had their registration cancelled subsequently re-registered.**

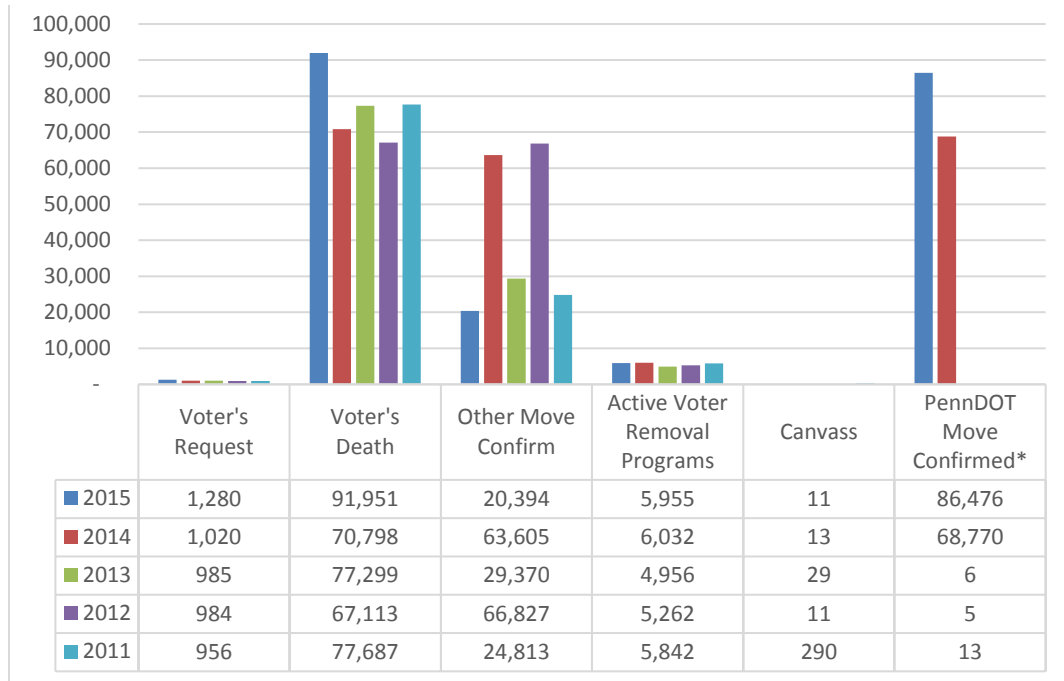
Voter Registration Cancellations

During 2015, the Department recorded 393,023 voter registration cancellations. When a voter registration is cancelled, the record is tagged in the SURE system to identify the reason for cancellation. The SURE system allows counties to track the reason for cancellation based on 14 different classifications as set forth in the chart below.

A voter is marked as inactive if he or she is sent a mailing by the county asking the voter to confirm his or her continued residence, and fails to respond. Voters may be sent the mailings based on data the county receives under the U.S. Postal Service National Change of Address (NCOA) program or when a voter fails to vote for five years. See 25 Pa. C.S. §§ 1901(b)(1), 1901(b)(3), 1901(c). All other voters are listed as “active.”

Classification	Voter Status	Description	2015 Total
Voter's Request	Active	Registration cancelled at the request of the voter	1,280
Voter's Death	Active	Registration cancelled when the county is notified of a voter's death via state or local officials	91,951
Other Move Confirm	Active	The county has confirmed that the voter has moved from their currently listed address	20,394
Voter Removal Program	Active	Cancelled because did not respond to mailing after two federal elections elapsed	5,955
Canvass	Active	The county visits the address on record to confirm the voter no longer lives there	11
PennDOT Move Confirmed*	Active	PennDOT confirms that the voter has changed their address	86,476
Voter's Request	Inactive	Registration cancelled at the request of the voter	351
Voter's Death	Inactive	Registration cancelled when the county is notified of a voter's death via state or local officials	13,321
Other Move Confirmed	Inactive	The county has confirmed that the voter has moved from their currently listed address	5,705
Voter Removal Program	Inactive	Cancelled because did not respond to mailing after two federal elections elapsed	150,281
PennDOT Move Confirmed*	Inactive	PennDOT confirms that the voter has changed their address	10,473
Response to Mailing	Inactive	The voter or authorized individual responds to a correspondence from the county confirming that the voter is no longer eligible to vote at their currently listed address	3,536
Canvass	Inactive	The county visits the address on record to confirm the voter no longer lives there	8
Five-Year Notice	Inactive	Cancelled because did not respond to mailing after two federal elections elapsed	2,290

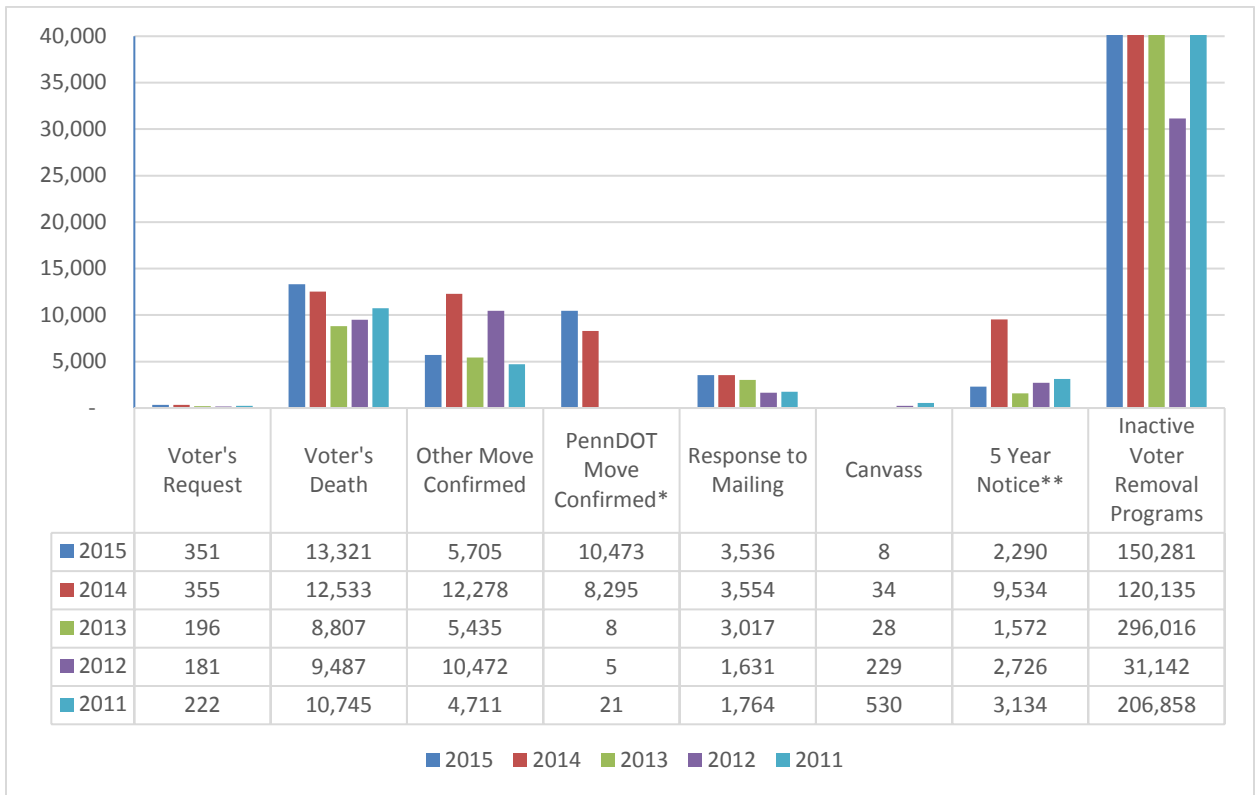
* Prior to the 2014 Annual Report, PennDOT application source codes were included in a generic "Other Means" category.



* Prior to the 2014 Annual Report, PennDOT application source codes were included in a generic "Other Means" category.

Inactive Voter Registration Cancellations by Code and Year





* Prior to the 2014 Annual Report, PennDOT application source codes were included in a generic "Other Means" category.

Total Agency Registrations

The National Voter Registration Act (NVRA) requires that "(1) Each state shall designate agencies for the registration of voters in election for Federal offices. (2) Each state shall designate as voter registration agencies – (A) all offices of the state that provide public assistance; and (B) all offices in the State that provide State-funded programs primarily engaged in providing service to persons with disabilities."¹ Pennsylvania, through its voter registration law, has incorporated these requirements for all elections.²

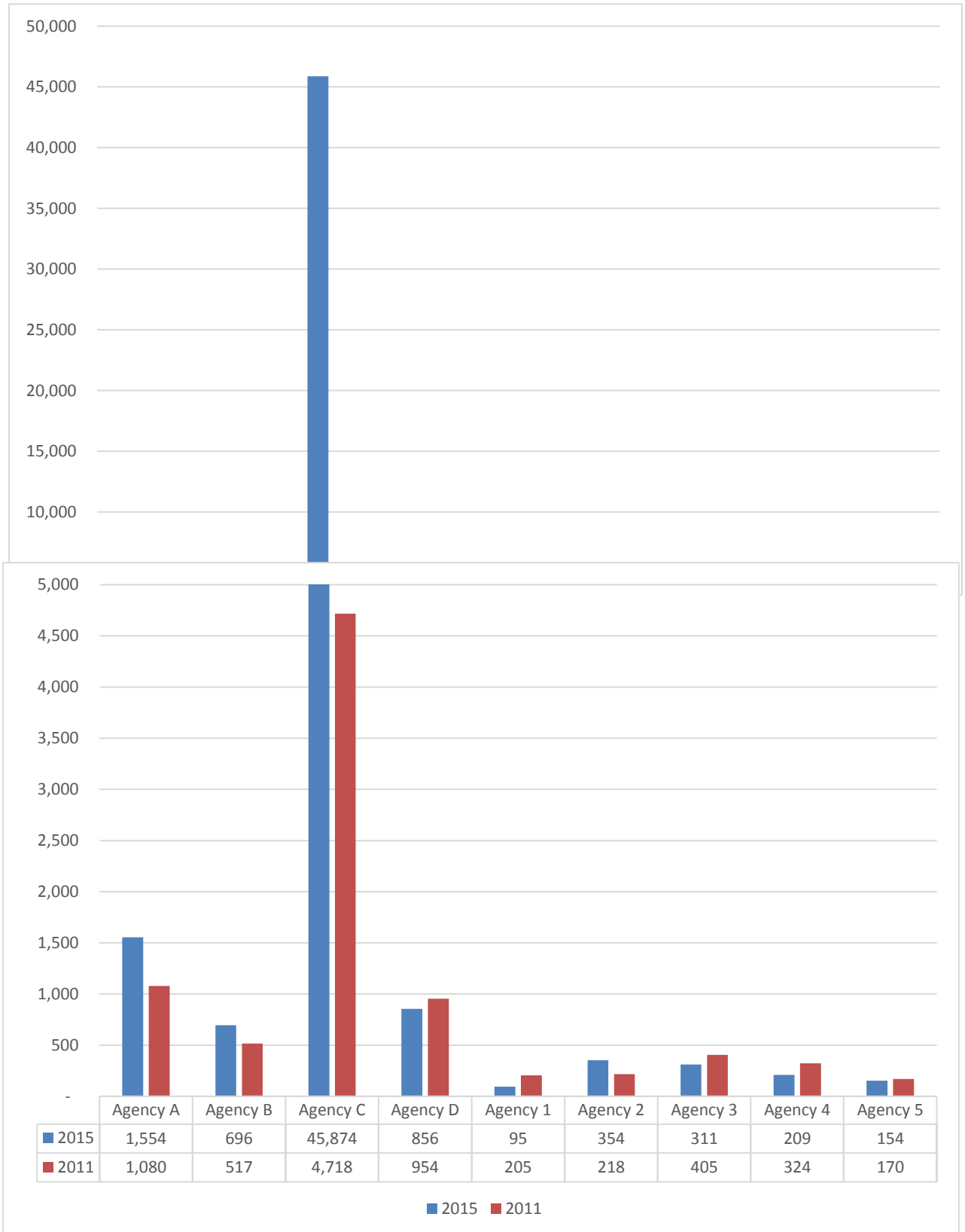
In light of these mandates, the Department continues to work with the covered agencies to ensure that the requirements of federal and state law are met. Since 2010 the Department has used bar-coded registration forms that allow the Department to identify the source agency of registrations and more accurately track the Department's efforts, and subsequently ensure that agency efforts comply with the requirements of the NVRA and the Pennsylvania voter registration law.

¹ See 52 U.S.C. § 20506.

² See 25 Pa.C.S. § 1325.

Code	Agency		2015 Total
Agency A	WIC	Women, Infant and Children Nutrition Clinics	1,554
Agency B	Agencies Serving People with Disabilities and County MH/ID Offices	Blindness and Visual Services (BVS) district offices; BVS Contractors; Centers for Independent Living; State Mental Health Centers; State Mental Health Hospitals; Office of Vocational Rehabilitation district offices; County Mental Health and Intellectual Disabilities	696
Agency C	CAO	County Assistance Office	45,874
Agency D	COOC	Clerk of Orphans' Courts	856
Agency 1	Children and Youth	Children and Youth, Children and Early Learning Organizations	95
Agency 2	AAA	Area Agencies on Aging	354
Agency 3	Health Care	Health Care not for profit, Health Care-managed care and other for-profit organizations	311
Agency 4	SSHE/Special Education Programs	Student Disability Services Offices at Universities within the State System of Higher Education; Bureau of Special Education	209
Agency 5	Para-transit	Para-transit providers	154
	Recruitment Centers	Armed Services Recruitment Centers	25
	Voter Registration Drives	Organizations submitting voter applications other than government agencies	16,274
	PennDOT COA transfers	Change of address from PennDOT	593,249

Total Agency Registration from 2015 and 2011



Pennsylvania Department of Transportation

Since 1995, the Pennsylvania Department of Transportation (PennDOT) has played an integral role in the voter registration process. PennDOT provides Commonwealth citizens with an opportunity to apply to register to vote while receiving or renewing their driver's license at a PennDOT center as well as the opportunity to update their registration in-person and online. In 2015, approximately 240,000 new voters applied to register to vote using this resource.

Application Process to Register to Vote at a PennDOT Center

- PennDOT customers visit a photo license center with a driver's license application card provided by PennDOT. The application card contains a printed two-dimensional bar code. The bar code is scanned and the computer system determines the customer's age. It then determines which customers will be at least 18 years old by the date of the next election and asks if the customer wishes to apply to register to vote;
- The program is designed to ask customers if they are currently registered to vote. If not, they are provided the opportunity to apply to register;
- Customers must confirm that they are U.S. citizens and qualified to register in the Commonwealth;
- Customers who choose to apply to register to vote are asked to confirm their county of residence and indicate a party preference. The customer is asked for optional information (telephone number and race);
- Customers are advised of the penalty for furnishing false information and are asked to sign a declaration that the information they have provided is true and correct to the best of their knowledge;
- Customers are provided a receipt indicating pertinent information about their voter registration application, including the date on which they applied at the photo license center. The receipt instructs customers to contact their county voter registration office if they do not receive a voter identification card within two weeks.

The completed applications are transmitted electronically by PennDOT's contracted vendor to the Department, which in turn forwards the applications to each county voter registration office via SURE system. In 2015, the vendor transmitted 247,704 "motor voter" applications to the Department.

PennDOT provides address change information to the Department. The Department forwards the information to the appropriate county voter registration office. In 2015, a total of 683,319 change of address applications were forwarded from the Department to county election officials.

Online Voter Registration

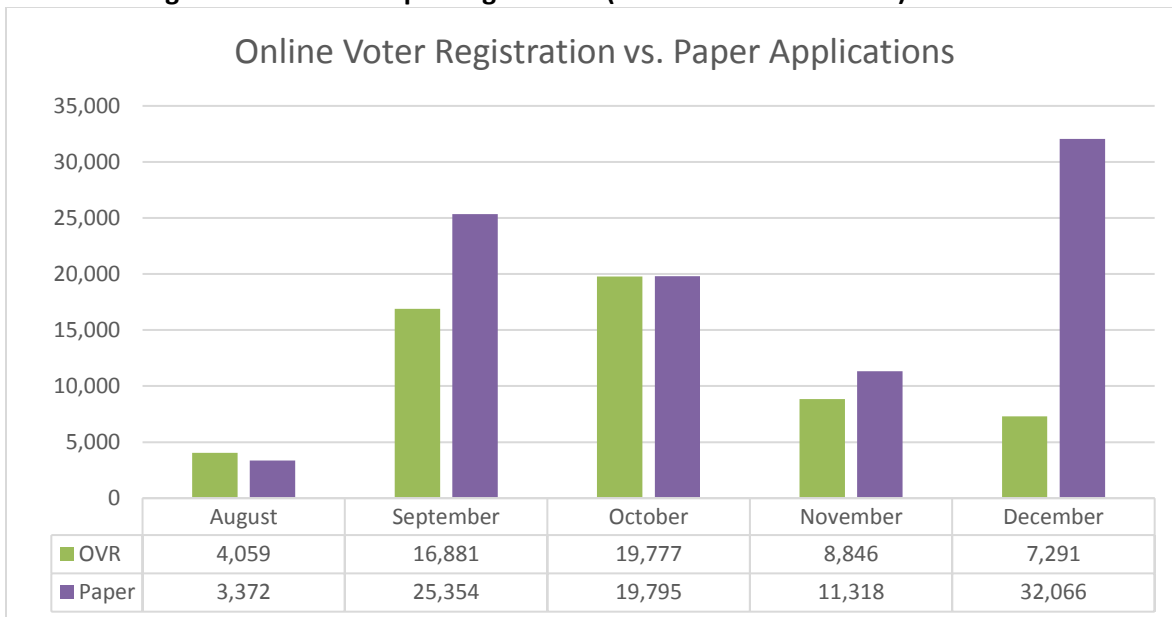
The Pennsylvania Online Voter Registration (OVR) Application was deployed on August 27. The OVR application provides residents of Pennsylvania with the opportunity to register to vote or change an existing voter registration online and electronically submit voter registration data to their county voter registration office for processing. The Department actively engaged election stakeholders outside of the Department, such as county election directors, the elections advocacy community and Pennsylvania citizens. In an effort to ensure that the final product would be universally useable, DOS engaged the Center for Civic Design to review the text and the logical flow of information. The Center also field tested the application in an urban and a rural community and provided additional feedback that informed the end product. This highly interactive development process engaged stakeholders outside of

the agency and tested the final product with end users before it was launched, resulting in a better product overall and one that has been embraced by Pennsylvania voters in overwhelming numbers.

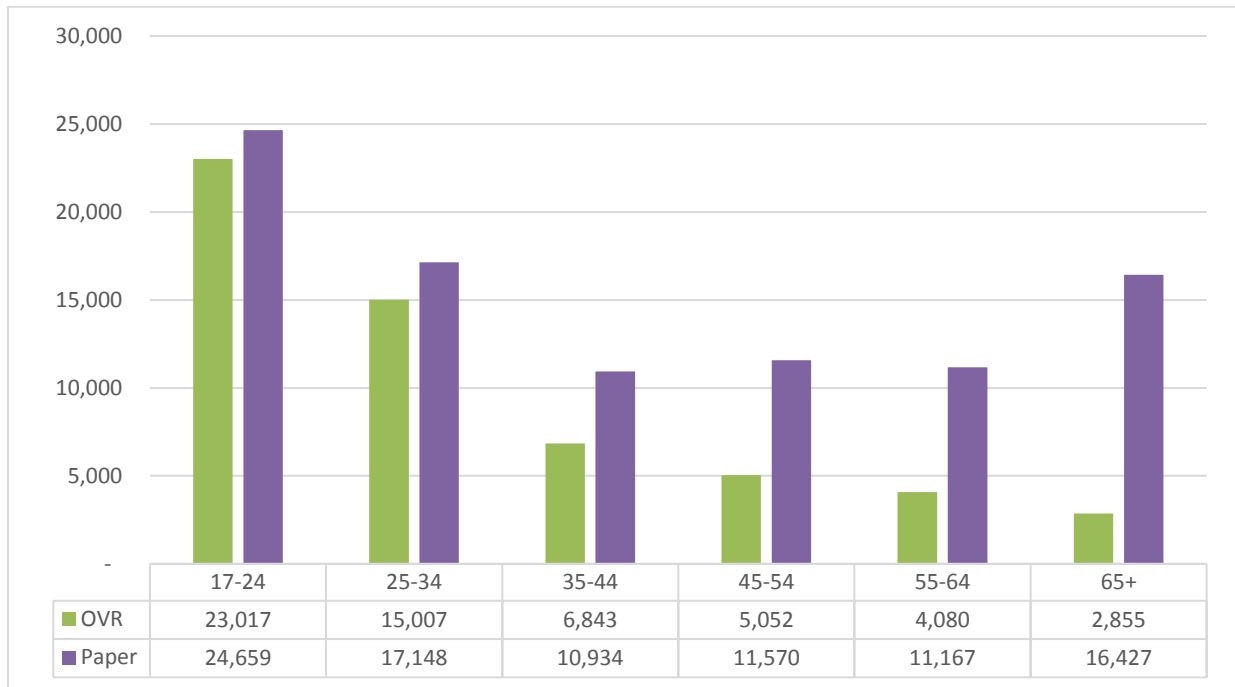
The Department developed a secure connection with the Pennsylvania Department of Transportation (PennDOT) through which the Department can obtain digital images of signatures for those applicants who are PennDOT clients. For registrants who are not PennDOT clients, the OVR application provides applicants with the options to print, sign and mail a hard copy application or request that a signature form be mailed to them to complete the application process. In March of 2016, the Department deployed a secure method for an applicant to upload a digital image of his or her signature if the applicant could not be verified through PennDOT.

As of December 31, a total of 56,854 online voter registration applications were submitted through the OVR application. During this same time period a total of 91,905 paper applications were submitted to the county voter registration offices.

Online Voter Registration versus Paper Registration (8.27.2015 – 12.31.2015)



Demographics of Online Voter Registration versus Paper Registration (8.27.2015 – 12.31.2015)



Voter Hall of Fame

The Pennsylvania Voter Hall of Fame program is administered by the Department of State, Division of Elections and Voter Registration. The program was established to promote awareness and encourage all Pennsylvanians to exercise their right to vote. The Voter Hall of Fame publicly honors Pennsylvanians who have voted in at least 50 consecutive November elections. The inductees serve as ambassadors in their communities – they lead by example, encouraging participation in the electoral process.

In 2015, the Department inducted 722 citizens from 14 counties into the *Pennsylvania Voter Hall of Fame*. The 722 new members bring total membership to 22,081, with the membership spanning 65 counties throughout the Commonwealth. As an ongoing recognition the Department maintains a display on the third floor of the North Office Building in Harrisburg.

Statewide Uniform Registry of Electors (SURE)

SURE is the centralized voter registration and election management system designed to assure the accuracy and integrity of the Commonwealth's voter registration records maintained by the election authorities in Pennsylvania's 67 counties. The SURE system is a platform that supports the critical functions of the Commonwealth's elections — from determining voter eligibility to maintaining precinct data to producing poll books. A centralized, uniform registry that is accessible to all county offices greatly enhances the overall accuracy and integrity of the voter registration rolls and the resulting quality of voter services.

SURE Applications

SURE Voter Registration (SURE VR)

The SURE VR application is used by counties to process and maintain voter registration records and to perform a number of election-related tasks, including the management of vote history, absentee ballots, poll books, election related reports, and voter registration correspondence to voters.

SURE Portals

Public Portal

Voters can access the SURE Public Portal through the Department of State website where the department offers them the ability to register to vote online, check their voter registration status, locate their polling place, and retrieve electronic balloting materials for UMOVA qualified voters.

County Portal

The SURE County Portal provides counties with voter search, provisional ballot processing/certification, and other basic capabilities through a standard web browser rather than the specialized equipment required to access SURE VR. Counties can use the portal for seasonal and temporary staff who may need to access basic SURE functionality around an election day or other busy period of time. Additionally, counties use the portal to upload election results, certify election results, and certify voter registration statistics.

Agency Portal

The agency portal is used by Department of State personnel to manage elections and campaign finance data. The Department uses the portal to maintain and retrieve the archive of historic election results by the precinct and county, manage nomination petitions, and manage campaign finance records.

Kiosk

The kiosk is a public portal which is accessed through terminals located in county election offices and at the Department of State. These portals allow the public to electronically submit voter registration applications, submit changes to their current registration, and search public state-wide voter registration rolls.

2015 SURE Release Highlights

Release (Version 17.3)

Version 17.3 release contained several software changes to the SURE Portal and the Online Campaign Finance systems, including the following:

- Filers can now record an In-Kind contribution on 24 Hour Reports.
- The online data entry screen now provides step by step instructions for the filer.

August 21 Release (Version 17.5)

Version 17.5 release contained several software changes to the **PA Voter Services** website, including the following:

- The PA Voter Services web pages were modified to reflect the Department of State's web page branding and optimized for use with mobile devices.
- The designs of the web pages were updated to meet Section 508 Usability and Accessibility standards.

September 11 Release (Version 17.6)

*Version 17.6 release contained several software changes to the **SURE Portal, Campaign Finance Online & PA Voter services** website, including but not limited to the following:*

- The Ballot Certification Report has been enhanced to allow for county election officials to view the election returns data prior to certifying.
- Write In and Scattered Votes functionality has been applied to properly display in the Ballot Certification Report.
- Campaign Finance Reports with a negative starting balance can now be data entered in the SURE Portal and uploaded through a 3rd Party Interface.

October 8 Release (Version 17.7)

*Version 17.7 release contained several software changes to the **SURE VR** system, including the following:*

- Two Online Voter Registration audit reports were developed.
- An enhancement to allow users to navigate and open a new, blank application page to automatically retrieve unverified, online voter registration applications.

October 23 Release (Version 17.8)

*Version 17.8 release contained several software changes to the **Election Night Returns** website, including the following:*

- The website was updated to ensure the 2015 Municipal Election properly displayed.

December 30 Release (Version 17.9)

*Version 17.9 release contained several software changes to the **Online Voter Registration Application, SURE VR, the SURE Portal & PA Voter Services** website, including but not limited to the following:*

- Emails provided to online voter registrations applicants were altered to include the [Find Voter Registration Status](#) link for ease of researching the status of a voter registration application.
- The SURE VR system was updated to automatically place any unverified, online voter registration applications not containing a signature within 14 days of applying into a 'Pending' status. After being placed into 'Pending' status, the system automatically generates a 'Missing Signature Form' for distribution to the applicant to obtain a signature for processing.

- Informational language was modified on the Online Voter Registration application to inform applicants that register to vote or change an existing voter registration that their data cannot be verified at PennDOT and to alert them of the importance of providing the county election offices with a signature prior to the close of registration.
- In the Online Petition filing process, candidates are now able to create more than one petition packet at a time if running for multiple offices.
- Candidates are now able to select a 'Cross-filing (Democratic/Republican) option when creating petitions for certain judicial offices through the Online Petition application. Selecting this option creates two petition packets, one Democratic and one Republican, without requiring the candidate to repeat the petition process.
- The petition process now includes a login process requiring a user to enter a name and password to ensure only authorized representatives can generate petition packets for the Delegates to the Democratic National Convention and Alternate Delegates to the Democratic National Convention was implemented before the 2016 petition filing cycle.

Annual Report Data

Appendix A

Voter registration figures by county and political party as of December 31, 2015.

COMMONWEALTH OF PENNSYLVANIA
POLITICAL PARTY REGISTRATION - DECEMBER 31, 2015

County Name	Democratic	Republican	Other	Total	County Name	Democratic	Republican	Other	Total
ADAMS	19,061	32,431	9,835	61,327	LACKAWANNA	90,306	36,531	13,403	140,240
ALLEGHENY	507,590	233,260	114,431	855,281	LANCASTER	98,797	161,842	50,611	311,250
ARMSTRONG	15,936	19,731	4,367	40,034	LAWRENCE	27,497	20,684	5,697	53,878
BEAVER	58,756	35,863	12,594	107,213	LEBANON	25,672	43,262	11,605	80,539
BEDFORD	9,349	19,158	2,999	31,506	LEHIGH	106,631	73,450	37,451	217,532
BERKS	113,603	91,405	36,917	241,925	LUZERNE	106,804	62,793	21,468	191,065
BLAIR	23,666	40,498	8,948	73,112	LYCOMING	21,702	34,460	8,835	64,997
BRADFORD	10,302	20,679	4,506	35,487	McKEAN	7,402	13,665	3,317	24,384
BUCKS	185,515	173,512	71,158	430,185	MERCER	33,756	29,843	9,580	73,179
BUTLER	40,743	62,716	16,675	120,134	MIFFLIN	7,452	14,129	2,562	24,143
CAMBRIA	46,109	27,422	8,231	81,762	MONROE	47,963	32,177	20,111	100,251
CAMERON	1,223	1,572	350	3,145	MONTGOMERY	249,840	202,681	84,982	537,503
CARBON	18,332	15,180	5,892	39,404	MONTOUR	4,597	5,726	2,005	12,328
CENTRE	43,828	41,624	22,088	107,540	NORTHAMPTON	92,564	65,433	36,259	194,256
CHESTER	122,995	144,687	58,914	326,596	NORTHUMBERLAND	21,624	24,756	6,767	53,147
CLARION	8,071	11,865	2,486	22,422	PERRY	6,994	16,501	3,348	26,843
CLEARFIELD	21,170	23,871	5,964	51,005	PHILADELPHIA	783,110	112,073	108,335	1,003,518
CLINTON	8,935	8,856	2,747	20,538	PIKE	12,772	15,790	7,847	36,409
COLUMBIA	15,213	15,928	5,915	37,056	POTTER	2,887	6,521	1,076	10,484
CRAWFORD	19,214	25,305	6,000	50,519	SCHUYLKILL	33,951	39,499	9,632	83,082
CUMBERLAND	50,925	78,431	24,807	154,163	SNYDER	5,262	12,757	2,685	20,704
DAUPHIN	80,333	71,288	24,295	175,916	SOMERSET	18,287	24,574	4,516	47,377
DELAWARE	171,689	165,024	47,776	384,489	SULLIVAN	1,531	2,243	440	4,214
ELK	9,712	7,407	2,145	19,264	SUSQUEHANNA	8,021	13,803	3,300	25,124
ERIE	94,404	61,046	23,695	179,145	TIOGA	6,959	14,711	3,308	24,978
FAYETTE	49,461	23,011	6,820	79,292	UNION	6,637	11,626	3,706	21,969
FOREST	1,327	1,652	304	3,283	VENANGO	10,985	15,988	3,893	30,866
FRANKLIN	23,968	49,315	12,760	86,043	WARREN	10,658	14,001	4,452	29,111
FULTON	2,616	5,171	913	8,700	WASHINGTON	67,116	47,769	14,427	129,312
GREENE	12,833	6,609	1,868	21,310	WAYNE	9,850	16,430	5,293	31,573
HUNTINGDON	9,041	16,172	3,030	28,243	WESTMORELAND	117,727	94,362	28,427	240,516
INDIANA	19,926	21,120	6,823	47,869	WYOMING	5,458	8,851	1,945	16,254
JEFFERSON	9,749	15,594	3,280	28,623	YORK	96,553	132,081	43,075	271,709
JUNIATA	4,013	7,702	1,323	13,038	PENNSYLVANIA	3,976,973	2,996,117	1,125,214	8,098,304

Appendix B

Voter registration totals from 2014-2015

DEM: Democratic Party;

REP: Republican Party;

INC: Increase in party registration;

DEC: Decrease in party registration.

COMMONWEALTH OF PENNSYLVANIA
COMPARISON OF VOTER REGISTRATION TOTALS
JANUARY 2014 - DECEMBER 2015

DEMOCRATIC

REPUBLICAN

COUNTY NAME	DEMOCRATIC			REPUBLICAN		
	DEM 2014	DEM 2015	% DIFF	REP 2014	REP 2015	% DIFF
ADAMS	18,902	19,061	-0.01	31,552	32,431	-0.03
ALLEGHENY	527,530	507,590	0.04	239,027	233,260	0.02
ARMSTRONG	16,778	15,936	0.05	20,011	19,731	0.01
BEAVER	59,144	58,756	0.01	34,902	35,863	-0.03
BEDFORD	9,797	9,349	0.05	19,539	19,158	0.02
BERKS	112,601	113,603	-0.01	89,991	91,405	-0.02
BLAIR	23,971	23,666	0.01	40,396	40,498	0.00
BRADFORD	10,406	10,302	0.01	20,412	20,679	-0.01
BUCKS	187,165	185,515	0.01	175,206	173,512	0.01
BUTLER	41,056	40,743	0.01	61,387	62,716	-0.02
CAMBRIA	46,666	46,109	0.01	26,717	27,422	-0.03
CAMERON	1,237	1,223	0.01	1,527	1,572	-0.03
CARBON	18,365	18,332	0.00	14,693	15,180	-0.03
CENTRE	44,028	43,828	0.00	41,815	41,624	0.00
CHESTER	121,072	122,995	-0.02	143,050	144,687	-0.01
CLARION	8,403	8,071	0.04	11,873	11,865	0.00
CLEARFIELD	21,498	21,170	0.02	23,564	23,871	-0.01
CLINTON	8,957	8,935	0.00	8,729	8,856	-0.01
COLUMBIA	15,383	15,213	0.01	15,708	15,928	-0.01
CRAWFORD	20,268	19,214	0.05	25,456	25,305	0.01
CUMBERLAND	50,474	50,925	-0.01	77,581	78,431	-0.01
DAUPHIN	79,297	80,333	-0.01	70,704	71,288	-0.01
DELAWARE	172,961	171,689	0.01	168,922	165,024	0.02
ELK	9,813	9,712	0.01	7,262	7,407	-0.02
ERIE	95,210	94,404	0.01	60,396	61,046	-0.01
FAYETTE	49,721	49,461	0.01	21,869	23,011	-0.05
FOREST	1,352	1,327	0.02	1,644	1,652	0.00
FRANKLIN	25,260	23,968	0.05	50,203	49,315	0.02
FULTON	2,783	2,616	0.06	5,341	5,171	0.03
GREENE	13,522	12,833	0.05	6,534	6,609	-0.01
HUNTINGDON	9,153	9,041	0.01	16,036	16,172	-0.01
INDIANA	20,123	19,926	0.01	20,819	21,120	-0.01
JEFFERSON	10,070	9,749	0.03	15,455	15,594	-0.01
JUNIATA	4,151	4,013	0.03	7,742	7,702	0.01
LACKAWANNA	90,317	90,306	0.00	35,886	36,531	-0.02
LANCASTER	99,383	98,797	0.01	163,020	161,842	0.01
LAWRENCE	30,682	27,497	0.12	22,082	20,684	0.07
LEBANON	26,051	25,672	0.01	43,349	43,262	0.00

COMMONWEALTH OF PENNSYLVANIA
COMPARISON OF VOTER REGISTRATION TOTALS
JANUARY 2014 - DECEMBER 2015

COUNTY NAME	DEMOCRATIC			REPUBLICAN		
	DEM 2014	DEM 2015	% DIFF	REP 2014	REP 2015	% DIFF
LEHIGH	105,466	106,631	-0.01	72,094	73,450	-0.02
LUZERNE	107,437	106,804	0.01	61,766	62,793	-0.02
LYCOMING	21,857	21,702	0.01	33,785	34,460	-0.02
MCKEAN	7,592	7,402	0.03	13,403	13,665	-0.02
MERCER	33,993	33,756	0.01	29,496	29,843	-0.01
MIFFLIN	7,703	7,452	0.03	13,994	14,129	-0.01
MONROE	47,414	47,963	-0.01	31,741	32,177	-0.01
MONTGOMERY	246,499	249,840	-0.01	202,032	202,681	0.00
MONTOUR	4,586	4,597	0.00	5,583	5,726	-0.02
NORTHAMPTON	94,235	92,564	0.02	65,612	65,433	0.00
NORTHUMBERLAND	22,039	21,624	0.02	24,823	24,756	0.00
PERRY	7,037	6,994	0.01	16,339	16,501	-0.01
PHILADELPHIA	808,352	783,110	0.03	119,574	112,073	0.07
PIKE	12,548	12,772	-0.02	15,076	15,790	-0.05
POTTER	2,900	2,887	0.00	6,402	6,521	-0.02
SCHUYLKILL	34,342	33,951	0.01	38,756	39,499	-0.02
SNYDER	5,466	5,262	0.04	13,031	12,757	0.02
SOMERSET	18,688	18,287	0.02	24,284	24,574	-0.01
SULLIVAN	1,563	1,531	0.02	2,232	2,243	0.00
SUSQUEHANNA	8,069	8,021	0.01	13,488	13,803	-0.02
TIOGA	7,003	6,959	0.01	14,476	14,711	-0.02
UNION	6,722	6,637	0.01	11,739	11,626	0.01
VENANGO	11,104	10,985	0.01	15,988	15,988	0.00
WARREN	10,801	10,658	0.01	13,856	14,001	-0.01
WASHINGTON	74,660	67,116	0.11	49,594	47,769	0.04
WAYNE	9,846	9,850	0.00	16,149	16,430	-0.02
WESTMORELAND	119,611	117,727	0.02	91,941	94,362	-0.03
WYOMING	5,522	5,458	0.01	8,786	8,851	-0.01
YORK	98,373	96,553	0.02	131,877	132,081	0.00
PENNSYLVANIA	4,045,622	3,976,973	0.02	3,001,820	2,996,117	0.00

Appendix C

Data for the various voter registration methods.

Total registration activity (both agency and non-agency sources) includes:

- New registrations
- Changes of address (out of county)
- Changes of name or party.

New registration applications (both agency and non-agency sources) includes:

- Only applications for new voters

COMMONWEALTH OF PENNSYLVANIA
TOTAL VOTER REGISTRATION APPLICATIONS BY NON-AGENCY SOURCES IN 2015

COUNTY NAME	In Person	PennDOT	Mail	Rcrtmnt Centers	VR Drives	PennDOT COA (Transfers)	Other (Transfers)
ADAMS	103	2,287	948	0	109	5,057	2
ALLEGHENY	809	23,150	10,227	1	1,120	70,861	2,159
ARMSTRONG	174	1,074	410	0	0	2,592	112
BEAVER	455	3,089	1,388	0	17	6,854	158
BEDFORD	157	642	449	0	0	1,910	0
BERKS	439	8,119	3,614	0	1,065	23,447	388
BLAIR	212	2,062	1,046	1	0	7,125	177
BRADFORD	160	1,195	534	0	61	3,357	27
BUCKS	232	14,245	6,153	0	434	27,255	379
BUTLER	66	3,460	1,399	0	45	8,606	0
CAMBRIA	129	1,826	1,140	4	232	7,191	118
CAMERON	39	59	48	0	2	216	9
CARBON	0	1,187	1,072	0	0	3,464	10
CENTRE	127	2,696	948	0	1,353	6,995	312
CHESTER	297	10,303	4,745	0	939	22,870	7
CLARION	113	587	237	0	35	1,622	16
CLEARFIELD	147	1,326	538	0	9	4,173	285
CLINTON	67	475	495	1	0	1,906	42
COLUMBIA	83	1,066	342	0	0	3,174	88
CRAWFORD	423	1,282	773	0	0	4,835	24
CUMBERLAND	246	5,324	2,388	0	107	16,046	135
DAUPHIN	220	6,088	2,616	0	196	21,674	12
DELAWARE	185	10,803	8,655	1	525	28,839	120
ELK	119	393	209	0	111	1,304	7
ERIE	392	5,547	2,140	0	239	15,472	6
FAYETTE	480	2,363	1,759	0	0	6,196	107
FOREST	33	79	46	0	0	308	0
FRANKLIN	333	3,700	789	0	191	7,113	78
FULTON	118	233	130	0	0	666	0
GREENE	250	628	293	0	1	1,547	80
HUNTINGDON	114	561	733	0	0	2,207	71
INDIANA	234	851	327	0	0	3,522	0
JEFFERSON	82	700	348	0	0	2,108	7
JUNIATA	69	269	120	0	7	1,143	24

COUNTY NAME	In Person	PennDOT	Mail	Rcrtmnt Centers	VR Drives	PennDOT COA (Transfers)	Other (Transfers)
LACKAWANNA	734	3,346	1,804	0	500	10,969	145
LANCASTER	164	10,492	4,433	0	319	31,111	297
LAWRENCE	0	1,550	1,187	0	0	3,604	4
LEBANON	198	2,546	1,159	0	197	8,613	82
LEHIGH	277	8,513	3,614	0	201	18,999	149
LUZERNE	247	5,212	2,355	0	101	17,513	1,067
LYCOMING	282	2,173	912	0	142	6,509	104
MCKEAN	299	788	359	0	0	2,479	35
MERCER	186	1,659	682	0	155	4,702	353
MIFFLIN	236	563	364	0	399	2,049	2
MONROE	269	4,819	849	0	239	11,958	2
MONTGOMERY	421	15,486	9,191	0	309	38,374	616
MONTOUR	117	338	174	0	0	761	3
NORTHAMPTON	824	7,092	2,926	0	121	13,568	47
NORTHUMBERLAND	86	1,291	450	0	0	4,441	2
PERRY	74	746	384	0	30	2,365	0
PHILADELPHIA	291	24,419	8,170	16	4,788	10,277	76
PIKE	139	1,768	794	0	30	2,705	57
POTTER	125	321	189	0	0	977	34
SCHUYLKILL	270	2,202	1,066	0	134	6,977	93
SNYDER	96	506	341	0	100	1,731	11
SOMERSET	107	1,078	663	0	21	4,067	45
SULLIVAN	38	122	43	0	0	322	1
SUSQUEHANNA	45	696	496	0	3	1,853	33
TIOGA	179	708	382	0	86	2,025	3
UNION	98	575	257	0	0	1,611	38
VENANGO	140	920	304	0	0	2,637	27
WARREN	213	780	258	0	0	2,241	55
WASHINGTON	199	3,648	1,721	0	147	9,846	2
WAYNE	135	1,121	324	0	65	2,311	11
WESTMORELAND	301	6,633	3,903	0	819	18,406	388
WYOMING	44	390	283	0	9	1,668	8
YORK	410	9,753	3,294	1	561	23,925	303
PENNSYLVANIA	14,351	239,923	110,390	25	16,274	593,249	9,053

COMMONWEALTH OF PENNSYLVANIA
TOTAL VOTER REGISTRATION APPLICATIONS BY PUBLIC ASSISTANCE AGENCIES IN 2015
(for more information on agency voter registration applications see page 2)

COUNTY NAME	Agency A	Agency B	Agency C	Agency D	Agency 1	Agency 2	Agency 3	Agency 4	Agency 5	Agency Total
ADAMS	28	0	291	6	0	0	0	0	1	326
ALLEGHENY	97	76	6,620	69	7	91	108	115	2	7,185
ARMSTRONG	6	1	231	1	1	7	6	0	0	253
BEAVER	61	17	855	80	0	2	16	0	0	1,031
BEDFORD	9	0	122	0	0	1	0	0	0	132
BERKS	28	18	2,262	57	0	2	3	25	16	2,411
BLAIR	16	7	289	0	0	0	0	0	0	312
BRADFORD	8	2	141	0	0	7	0	0	0	158
BUCKS	9	32	1,223	32	1	3	6	0	7	1,313
BUTLER	0	2	154	2	0	0	1	0	0	159
CAMBRIA	12	5	565	1	1	4	0	2	1	591
CAMERON	6	0	28	4	0	2	0	0	0	40
CARBON	0	1	122	0	0	0	0	0	0	123
CENTRE	4	15	221	87	37	1	0	0	3	368
CHESTER	13	16	868	18	0	22	4	2	1	944
CLARION	8	1	152	19	0	0	0	0	0	180
CLEARFIELD	19	3	349	15	1	8	1	0	0	396
CLINTON	1	0	41	0	0	0	0	0	0	42
COLUMBIA	17	4	114	3	0	1	0	5	0	144
CRAWFORD	20	33	327	0	1	9	0	0	0	390
CUMBERLAND	5	11	437	14	0	3	11	1	0	482
DAUPHIN	85	33	754	1	1	1	2	1	0	878
DELAWARE	15	21	1,900	36	0	3	6	1	4	1,986
ELK	13	2	88	0	0	0	3	0	0	106
ERIE	60	58	1,518	1	0	7	6	0	0	1,650
FAYETTE	5	5	430	7	0	7	1	0	0	455
FOREST	0	1	10	0	0	0	0	0	0	11
FRANKLIN	36	16	412	7	2	14	1	0	0	488
FULTON	4	0	59	0	0	2	0	0	0	65
GREENE	4	8	99	0	0	0	0	1	0	112
HUNTINGDON	2	4	74	0	0	3	1	0	0	84
INDIANA	3	2	76	2	0	0	0	0	0	83

COMMONWEALTH OF PENNSYLVANIA
TOTAL VOTER REGISTRATION APPLICATIONS BY PUBLIC ASSISTANCE AGENCIES IN 2015

COUNTY NAME	Agency A	Agency B	Agency C	Agency D	Agency 1	Agency 2	Agency 3	Agency 4	Agency 5	Agency Total
JEFFERSON	5	2	152	2	1	2	0	10	0	174
JUNIATA	2	1	69	3	0	1	0	0	0	76
LACKAWANNA	13	18	1,199	9	1	9	74	10	3	1,336
LANCASTER	104	34	1,791	41	0	4	1	16	2	1,993
LAWRENCE	4	4	65	2	0	0	1	0	0	76
LEBANON	4	1	299	0	0	0	0	0	0	304
LEHIGH	78	31	2,315	2	1	9	0	2	6	2,444
LUZERNE	16	13	1,824	3	0	4	1	0	3	1,864
LYCOMING	36	11	331	0	1	6	0	1	0	386
MCKEAN	0	1	193	0	0	0	0	3	0	197
MERCER	24	9	398	6	10	1	2	1	1	452
MIFFLIN	399	6	3	155	0	0	0	0	0	563
MONROE	5	10	436	0	1	2	0	0	0	454
MONTGOMERY	95	26	1,934	118	5	17	30	0	29	2,254
MONTOUR	7	2	43	0	0	0	0	0	0	52
NORTHAMPTON	4	7	996	1	2	4	2	0	1	1,017
NORTHUMBERLAND	3	4	161	2	6	5	0	0	0	181
PERRY	1	0	107	0	0	2	0	10	1	121
PHILADELPHIA	49	12	7,594	7	2	39	9	0	62	7,774
PIKE	2	7	111	1	0	1	0	0	0	122
POTTER	7	3	73	0	0	2	0	0	4	89
SCHUYLKILL	2	9	662	6	4	0	5	0	1	689
SNYDER	0	2	94	1	0	0	0	0	0	97
SOMERSET	3	3	206	2	4	6	0	0	0	224
SULLIVAN	2	0	13	0	0	0	0	0	0	15
SUSQUEHANNA	1	1	25	0	0	1	1	0	0	29
TIOGA	3	1	154	0	0	0	0	0	0	158
UNION	2	2	73	6	0	0	0	0	0	83
VENANGO	3	4	254	1	1	5	0	0	0	268
WARREN	8	6	134	0	0	0	0	0	2	150
WASHINGTON	0	0	350	0	0	0	0	0	0	350
WAYNE	2	5	187	2	0	10	0	0	1	207
WESTMORELAND	34	49	1,062	5	2	18	9	2	3	1,184
WYOMING	3	1	88	0	0	0	0	0	0	92
YORK	39	17	1,646	19	2	6	0	1	0	1,730
PENNSYLVANIA	1,554	696	45,874	856	95	354	311	209	154	50,103

COMMONWEALTH OF PENNSYLVANIA
NEW REGISTRATION APPLICATIONS BY NON-AGENCY SOURCES IN 2015

COUNTY NAME	In Person	PennDOT	Mail	Rcrtmnt Centers	VR Drives	PennDOT COA (Transfers)	Other (Transfers)
ADAMS	54	1,361	476	0	93	1	0
ALLEGHENY	260	10,504	3,921	0	718	15	222
ARMSTRONG	61	428	202	0	0	12	37
BEAVER	177	1,161	540	0	7	1	5
BEDFORD	50	325	205	0	0	0	0
BERKS	153	2,732	1,467	0	405	1	74
BLAIR	98	938	390	1	0	2	36
BRADFORD	53	553	229	0	24	1	4
BUCKS	85	6,052	2,985	0	333	0	2
BUTLER	36	1,821	891	0	36	0	0
CAMBRIA	37	859	460	0	190	6	3
CAMERON	11	34	24	0	2	0	3
CARBON	0	481	488	0	0	0	0
CENTRE	36	1,311	417	0	804	1	14
CHESTER	86	4,476	2,037	0	660	0	6
CLARION	43	249	111	0	31	1	11
CLEARFIELD	50	424	201	0	5	6	175
CLINTON	20	247	211	1	0	1	0
COLUMBIA	38	473	244	0	0	0	6
CRAWFORD	257	470	391	0	0	1	0
CUMBERLAND	77	2,429	938	0	73	2	40
DAUPHIN	68	3,337	1,014	0	109	1	3
DELAWARE	58	4,944	3,531	0	380	0	12
ELK	52	174	96	0	106	2	1
ERIE	118	2,071	848	0	159	0	0
FAYETTE	166	816	813	0	0	4	7
FOREST	15	32	19	0	0	0	0
FRANKLIN	112	2,076	387	0	136	1	0
FULTON	44	149	72	0	0	0	0
GREENE	121	278	136	0	1	0	3
HUNTINGDON	94	247	270	0	0	2	24
INDIANA	185	540	291	0	0	0	0
JEFFERSON	21	262	165	0	0	16	0
JUNIATA	28	108	55	0	4	0	0

COUNTY NAME	In Person	PennDOT	Mail	Rcrtmnt Centers	VR Drives	PennDOT COA (Transfers)	Other (Transfers)
LACKAWANNA	224	1,680	777	0	226	1	4
LANCASTER	55	4,746	1,874	0	247	3	11
LAWRENCE	0	683	675	0	0	0	1
LEBANON	54	1,127	506	0	127	2	11
LEHIGH	91	3,615	1,487	0	132	2	2
LUZERNE	81	2,568	1,039	0	78	0	431
LYCOMING	99	778	346	0	97	3	12
MCKEAN	113	363	147	0	0	0	0
MERCER	61	530	260	0	144	1	7
MIFFLIN	87	226	140	0	258	0	0
MONROE	167	2,579	521	0	192	0	0
MONTGOMERY	162	5,837	4,006	0	234	2	82
MONTOUR	41	179	88	0	0	0	0
NORTHAMPTON	403	3,327	1,349	0	51	0	4
NORTHUMBERLAND	53	514	316	0	0	0	0
PERRY	24	232	159	0	15	0	0
PHILADELPHIA	260	17,372	6,804	12	3,719	1	32
PIKE	47	1,144	375	0	16	0	3
POTTER	69	129	99	0	0	0	2
SCHUYLKILL	88	718	470	0	87	1	6
SNYDER	53	272	139	0	67	0	0
SOMERSET	23	445	342	0	14	4	0
SULLIVAN	15	49	14	0	0	1	0
SUSQUEHANNA	16	369	218	0	3	0	9
TIOGA	77	352	186	0	56	2	0
UNION	37	245	128	0	0	0	0
VENANGO	46	302	121	0	0	0	1
WARREN	146	389	162	0	0	0	2
WASHINGTON	80	1,863	734	0	95	1	0
WAYNE	53	694	142	0	18	0	3
WESTMORELAND	86	2,502	965	0	600	35	11
WYOMING	24	176	152	0	8	2	0
YORK	140	4,407	1,416	0	336	2	58
PENNSYLVANIA	5,739	112,774	50,682	14	11,096	140	1,380

COMMONWEALTH OF PENNSYLVANIA
 NEW VOTER REGISTRATION APPLICATIONS BY PUBLIC ASSISTANCE AGENCIES IN 2015
 (for more information on agency voter registration applications, see page 2)

COUNTY NAME	Agency A	Agency B	Agency C	Agency D	Agency 1	Agency 2	Agency 3	Agency 4	Agency 5	Agency Total
ADAMS	16	0	134	3	0	0	0	0	1	154
ALLEGHENY	37	38	1,313	18	4	31	22	109	0	1,572
ARMSTRONG	5	1	91	1	1	3	3	0	0	105
BEAVER	33	9	244	11	0	1	6	0	0	304
BEDFORD	2	0	40	0	0	0	0	0	0	42
BERKS	16	6	508	7	0	0	0	20	4	561
BLAIR	10	6	82	0	0	0	0	0	0	98
BRADFORD	3	0	50	0	0	2	0	0	0	55
BUCKS	4	16	456	12	1	2	4	0	4	499
BUTLER	0	2	70	1	0	0	1	0	0	74
CAMBRIA	8	5	194	0	1	2	0	1	0	211
CAMERON	5	0	6	0	0	1	0	0	0	12
CARBON	0	1	42	0	0	0	0	0	0	43
CENTRE	2	5	66	10	34	0	0	0	1	118
CHESTER	8	8	236	7	0	11	2	2	1	275
CLARION	3	0	56	11	0	0	0	0	0	70
CLEARFIELD	8	1	79	2	1	2	0	0	0	93
CLINTON	0	0	7	0	0	0	0	0	0	7
COLUMBIA	13	3	90	2	0	0	0	5	0	113
CRAWFORD	15	13	110	0	1	3	0	0	0	142
CUMBERLAND	4	8	142	5	0	2	2	1	0	164
DAUPHIN	45	13	167	0	0	1	1	1	0	228
DELAWARE	7	4	407	3	0	0	2	1	2	426
ELK	8	0	31	0	0	0	1	0	0	40
ERIE	31	25	379	1	0	1	2	0	0	439
FAYETTE	2	3	148	2	0	2	1	0	0	158
FOREST	0	1	2	0	0	0	0	0	0	3
FRANKLIN	23	7	150	2	2	5	0	0	0	189
FULTON	2	0	18	0	0	0	0	0	0	20
GREENE	1	6	45	0	0	0	0	1	0	53
HUNTINGDON	1	4	38	0	0	1	0	0	0	44
INDIANA	2	2	68	1	0	0	0	0	0	73
JEFFERSON	5	2	58	1	1	1	0	10	0	78
JUNIATA	1	1	24	1	0	0	0	0	0	27
LACKAWANNA	8	10	352	3	1	2	5	9	0	390

COMMONWEALTH OF PENNSYLVANIA
NEW VOTER REGISTRATION APPLICATIONS BY PUBLIC ASSISTANCE AGENCIES IN 2015

COUNTY NAME	Agency A	Agency B	Agency C	Agency D	Agency 1	Agency 2	Agency 3	Agency 4	Agency 5	Agency Total
LANCASTER	58	22	568	19	0	1	1	13	1	683
LAWRENCE	1	2	27	0	0	0	0	0	0	30
LEBANON	3	0	145	0	0	0	0	0	0	148
LEHIGH	30	14	452	0	1	2	0	2	0	501
LUZERNE	8	6	531	3	0	4	0	0	2	554
LYCOMING	13	8	126	0	1	0	0	1	0	149
MCKEAN	0	1	78	0	0	0	0	3	0	82
MERCER	9	5	103	4	9	1	1	1	0	133
MIFFLIN	2	6	240	0	0	2	0	0	0	250
MONROE	2	6	240	0	0	2	0	0	0	250
MONTGOMERY	39	12	499	50	5	4	4	0	12	625
MONTOUR	4	2	19	0	0	0	0	0	0	25
NORTHAMPTON	3	3	269	0	2	0	0	0	0	277
NORTHUMBERLAND	3	4	87	1	5	4	0	0	0	104
PERRY	1	0	48	0	0	0	0	10	1	60
PHILADELPHIA	27	9	3,918	2	2	27	7	0	56	4,048
PIKE	2	4	51	1	0	0	0	0	0	58
POTTER	4	3	29	0	0	1	0	0	2	39
SCHUYLKILL	1	5	246	4	3	0	0	0	0	259
SNYDER	0	2	39	0	0	0	0	0	0	41
SOMERSET	1	2	66	0	2	0	0	0	0	71
SULLIVAN	1	0	6	0	0	0	0	0	0	7
SUSQUEHANNA	0	1	10	0	0	1	0	0	0	12
TIOGA	2	1	58	0	0	0	0	0	0	61
UNION	2	1	25	2	0	0	0	0	0	30
VENANGO	1	1	70	0	1	1	0	0	0	74
WARREN	5	3	39	0	0	0	0	0	2	49
WASHINGTON	0	0	120	0	0	0	0	0	0	120
WAYNE	0	5	60	0	0	3	0	0	0	68
WESTMORELAND	14	26	315	2	0	5	2	0	1	365
WYOMING	1	0	36	0	0	0	0	0	0	37
YORK	18	13	514	10	2	2	0	1	0	560
PENNSYLVANIA	583	367	14,937	202	80	133	67	191	90	16,650

Appendix D

Summary of data relative to list maintenance activities in the counties.

List maintenance activities include:

- Confirmation Mailings
- National Change of Address Program
- PennDOT Change of Address reports
- 5 Year Notice Mailings
- Death Notifications from the Department of Health

(The “motor voter” litigation settlement agreement permits the counties to send out five-year notices in accordance with Section 1901 (b)(3) of Act 3.)

In some instances the five-year notices were mailed in the prior calendar year and the responses to the notice received in 2014.

COMMONWEALTH OF PENNSYLVANIA
VOTER REGISTRATION
LIST MAINTENANCE ACTIVITIES
MANDATED VOTER REMOVAL PROGRAMS
2015

Mass Confirmation Mailing

County Name	Notices Mailed	Return By Individual	Returned By Post Office	Marked InActive
ADAMS	0	0	0	0
ALLEGHENY	0	0	0	0
ARMSTRONG	0	0	0	0
BEAVER	0	0	0	0
BEDFORD	0	0	0	0
BERKS	0	0	0	0
BLAIR	0	0	0	0
BRADFORD	0	0	0	0
BUCKS	0	0	0	0
BUTLER	31	1	0	0
CAMBRIA	0	0	0	0
CAMERON	0	0	0	0
CARBON	0	0	0	0
CENTRE	0	0	0	0
CHESTER	0	0	0	0
CLARION	0	0	0	0
CLEARFIELD	0	0	0	0
CLINTON	0	0	0	0
COLUMBIA	0	0	0	0
CRAWFORD	0	0	0	0
CUMBERLAND	0	0	0	0
DAUPHIN	0	0	0	0
DELAWARE	0	0	0	0
ELK	0	0	0	0
ERIE	0	0	0	0
FAYETTE	0	0	0	0
FOREST	0	0	0	0
FRANKLIN	0	0	0	0
FULTON	0	0	0	0
GREENE	0	0	0	0
HUNTINGDON	0	0	0	0
INDIANA	0	0	0	0
JEFFERSON	0	0	0	0

National Change of Address

Notices Mailed	Returned By Individual	Returned By Post Office	Marked InActive	Cancelled Out Of County	Cancelled Out Of State
1,217	284	32	32	59	80
20,702	5,774	770	851	384	2,026
751	152	501	447	26	45
2,194	748	43	41	59	262
0	0	0	0	0	0
5,813	1,083	375	363	78	272
1,464	421	73	91	23	119
783	255	34	34	13	107
8,605	3,284	197	312	261	1,610
1,842	935	89	74	95	351
1,373	226	225	203	6	81
93	27	4	2	2	11
608	169	37	32	36	63
1,968	524	29	39	30	278
5,689	2,110	170	173	148	1,003
355	119	10	14	22	47
916	13	770	720	1	0
454	119	10	10	21	33
0	0	0	0	0	0
1,155	281	97	77	30	94
3,774	972	91	81	95	395
4,564	634	154	151	86	150
8,472	1,580	306	489	154	648
352	84	33	32	4	20
3,607	859	140	133	24	309
1,539	46	9	20	2	4
63	14	2	1	4	7
1,909	614	22	21	41	261
148	46	2	1	3	18
509	191	16	17	16	62
426	138	7	10	8	41
861	226	6	6	45	37
280	11	190	147	1	3

COMMONWEALTH OF PENNSYLVANIA
VOTER REGISTRATION
LIST MAINTENANCE ACTIVITIES
MANDATED VOTER REMOVAL PROGRAMS
2015

Mass Confirmation Mailing

County Name	Notices Mailed	Return By Individual	Returned By Post Office	Marked InActive
JUNIATA	0	0	0	0
LACKAWANNA	0	0	0	0
LANCASTER	0	0	0	0
LAWRENCE	0	0	0	0
LEBANON	0	0	0	0
LEHIGH	0	0	0	0
LUZERNE	0	0	0	0
LYCOMING	0	0	0	0
MCKEAN	0	0	0	0
MERCER	0	0	0	0
MIFFLIN	0	0	0	0
MONROE	0	0	0	0
MONTGOMERY	0	0	0	0
MONTOUR	0	0	0	0
NORTHAMPTON	0	0	0	0
NORTHUMBERLAND	0	0	0	0
PERRY	0	0	0	0
PHILADELPHIA	0	0	0	0
PIKE	0	0	0	0
POTTER	0	0	0	0
SCHUYLKILL	0	0	0	0
SNYDER	0	0	0	0
SOMERSET	0	0	0	0
SULLIVAN	0	0	0	0
SUSQUEHANNA	0	0	0	0
TIOGA	0	0	0	0
UNION	0	0	0	0
VENANGO	0	0	0	0
WARREN	0	0	0	0
WASHINGTON	0	0	0	0
WAYNE	0	0	0	0
WESTMORELAND	0	0	0	0
WYOMING	0	0	0	0
YORK	0	0	0	0
PENNSYLVANIA	31	1	0	0

National Change of Address

Notices Mailed	Returned By Individual	Returned By Post Office	Marked InActive	Cancelled Out Of County	Cancelled Out Of State
223	56	9	10	3	14
2,819	472	182	179	30	96
7,898	1,738	248	292	406	96
895	283	33	30	24	96
1,744	556	78	75	76	155
4,842	958	134	180	92	400
3,056	566	178	176	37	205
1,519	489	22	28	57	152
677	170	39	18	5	57
1,584	54	1,255	1,128	0	9
529	120	53	44	6	17
2,292	350	178	146	36	176
11,350	4,098	346	384	482	1,867
363	125	11	10	58	28
4,392	935	92	134	50	481
1,030	173	35	37	25	43
433	114	17	18	23	25
22,897	4,141	0	3	1,458	276
825	178	35	36	16	88
202	119	3	3	14	39
1,724	569	30	28	61	145
349	97	56	50	14	17
821	203	28	3	24	70
98	21	20	8	5	6
402	103	27	26	6	33
431	122	18	21	5	45
449	179	11	11	17	77
573	8	530	504	2	2
573	122	31	24	11	39
0	0	0	0	0	0
569	210	14	243	32	85
4,371	1,616	148	123	183	542
340	189	14	20	43	58
5,958	686	802	740	76	226
168,714	41,759	9,121	9,356	5,154	14,102

COMMONWEALTH OF PENNSYLVANIA
VOTER REGISTRATION
LIST MAINTENANCE ACTIVITIES
MANDATED VOTER REMOVAL PROGRAMS
2015

Mass Confirmation Mailing

County Name	Notices Mailed	Return By Individual	Returned By Post Office	Marked InActive
ADAMS	0	0	0	0
ALLEGHENY	0	0	0	0
ARMSTRONG	0	0	0	0
BEAVER	0	0	0	0
BEDFORD	0	0	0	0
BERKS	0	0	0	0
BLAIR	0	0	0	0
BRADFORD	0	0	0	0
BUCKS	0	0	0	0
BUTLER	31	1	0	0
CAMBRIA	0	0	0	0
CAMERON	0	0	0	0
CARBON	0	0	0	0
CENTRE	0	0	0	0
CHESTER	0	0	0	0
CLARION	0	0	0	0
CLEARFIELD	0	0	0	0
CLINTON	0	0	0	0
COLUMBIA	0	0	0	0
CRAWFORD	0	0	0	0
CUMBERLAND	0	0	0	0
DAUPHIN	0	0	0	0
DELAWARE	0	0	0	0
ELK	0	0	0	0
ERIE	0	0	0	0
FAYETTE	0	0	0	0
FOREST	0	0	0	0
FRANKLIN	0	0	0	0
FULTON	0	0	0	0
GREENE	0	0	0	0
HUNTINGDON	0	0	0	0
INDIANA	0	0	0	0
JEFFERSON	0	0	0	0

National Change of Address

Notices Mailed	Returned By Individual	Returned By Post Office	Marked InActive	Cancelled Out Of County	Cancelled Out Of State
1,217	284	32	32	59	80
20,702	5,774	770	851	384	2,026
751	152	501	447	26	45
2,194	748	43	41	59	262
0	0	0	0	0	0
5,813	1,083	375	363	78	272
1,464	421	73	91	23	119
783	255	34	34	13	107
8,605	3,284	197	312	261	1,610
1,842	935	89	74	95	351
1,373	226	225	203	6	81
93	27	4	2	2	11
608	169	37	32	36	63
1,968	524	29	39	30	278
5,689	2,110	170	173	148	1,003
355	119	10	14	22	47
916	13	770	720	1	0
454	119	10	10	21	33
0	0	0	0	0	0
1,155	281	97	77	30	94
3,774	972	91	81	95	395
4,564	634	154	151	86	150
8,472	1,580	306	489	154	648
352	84	33	32	4	20
3,607	859	140	133	24	309
1,539	46	9	20	2	4
63	14	2	1	4	7
1,909	614	22	21	41	261
148	46	2	1	3	18
509	191	16	17	16	62
426	138	7	10	8	41
861	226	6	6	45	37
280	11	190	147	1	3

COMMONWEALTH OF PENNSYLVANIA
VOTER REGISTRATION
LIST MAINTENANCE ACTIVITIES
MANDATED VOTER REMOVAL PROGRAMS
2015

Mass Confirmation Mailing

County Name	Notices Mailed	Return By Individual	Returned By Post Office	Marked InActive
JUNIATA	0	0	0	0
LACKAWANNA	0	0	0	0
LANCASTER	0	0	0	0
LAWRENCE	0	0	0	0
LEBANON	0	0	0	0
LEHIGH	0	0	0	0
LUZERNE	0	0	0	0
LYCOMING	0	0	0	0
MCKEAN	0	0	0	0
MERCER	0	0	0	0
MIFFLIN	0	0	0	0
MONROE	0	0	0	0
MONTGOMERY	0	0	0	0
MONTOUR	0	0	0	0
NORTHAMPTON	0	0	0	0
NORTHUMBERLAND	0	0	0	0
PERRY	0	0	0	0
PHILADELPHIA	0	0	0	0
PIKE	0	0	0	0
POTTER	0	0	0	0
SCHUYLKILL	0	0	0	0
SNYDER	0	0	0	0
SOMERSET	0	0	0	0
SULLIVAN	0	0	0	0
SUSQUEHANNA	0	0	0	0
TIOGA	0	0	0	0
UNION	0	0	0	0
VENANGO	0	0	0	0
WARREN	0	0	0	0
WASHINGTON	0	0	0	0
WAYNE	0	0	0	0
WESTMORELAND	0	0	0	0
WYOMING	0	0	0	0
YORK	0	0	0	0
PENNSYLVANIA	31	1	0	0

National Change of Address

Notices Mailed	Returned By Individual	Returned By Post Office	Marked InActive	Cancelled Out Of County	Cancelled Out Of State
223	56	9	10	3	14
2,819	472	182	179	30	96
7,898	1,738	248	292	406	96
895	283	33	30	24	96
1,744	556	78	75	76	155
4,842	958	134	180	92	400
3,056	566	178	176	37	205
1,519	489	22	28	57	152
677	170	39	18	5	57
1,584	54	1,255	1,128	0	9
529	120	53	44	6	17
2,292	350	178	146	36	176
11,350	4,098	346	384	482	1,867
363	125	11	10	58	28
4,392	935	92	134	50	481
1,030	173	35	37	25	43
433	114	17	18	23	25
22,897	4,141	0	3	1,458	276
825	178	35	36	16	88
202	119	3	3	14	39
1,724	569	30	28	61	145
349	97	56	50	14	17
821	203	28	3	24	70
98	21	20	8	5	6
402	103	27	26	6	33
431	122	18	21	5	45
449	179	11	11	17	77
573	8	530	504	2	2
573	122	31	24	11	39
0	0	0	0	0	0
569	210	14	243	32	85
4,371	1,616	148	123	183	542
340	189	14	20	43	58
5,958	686	802	740	76	226
168,714	41,759	9,121	9,356	5,154	14,102

COMMONWEALTH OF PENNSYLVANIA
VOTER REGISTRATION LIST MAINTENANCE ACTIVITIES
FIVE YEAR NOTICE AND PENNDOT CHANGE OF ADDRESS
2015

Five Year Notices

COUNTY NAME	Notices Mailed	Recipients Who Voted	Recipients who Responded (No Move)	Recipients who Responded (Moved within County)	Re-Registered within County	Cancelled-Re-Registered
ADAMS	2,002	7	245	3	8	0
ALLEGHENY	73,947	728	8,892	508	900	6
ARMSTRONG	1,647	11	223	11	21	0
BEAVER	1,524	18	270	28	27	0
BEDFORD	0	0	0	0	0	0
BERKS	4,276	22	680	20	25	1
BLAIR	1,872	6	389	19	12	0
BRADFORD	520	4	64	3	3	0
BUCKS	7,533	66	1,169	61	210	1
BUTLER	1,861	23	285	11	29	0
CAMBRIA	1,572	21	162	5	18	0
CAMERON	0	0	0	0	0	0
CARBON	0	0	0	0	0	0
CENTRE	1,188	20	132	7	15	0
CHESTER	3,670	29	470	23	68	2
CLARION	487	9	79	0	3	0
CLEARFIELD	1,405	17	197	8	14	0
CLINTON	430	0	71	3	5	0
COLUMBIA	3,698	0	271	10	8	0
CRAWFORD	1,152	27	186	6	17	2
CUMBERLAND	0	0	0	0	0	0
DAUPHIN	1,580	9	73	1	4	0
DELAWARE	6,644	41	455	12	66	1
ELK	440	11	116	2	8	0
ERIE	0	0	0	0	0	0
FAYETTE	1,658	29	274	18	17	0
FOREST	0	0	0	0	0	0
FRANKLIN	2,007	9	474	17	24	0
FULTON	573	8	122	7	18	0
GREENE	537	30	95	9	7	0
HUNTINGDON	0	0	0	0	0	0
INDIANA	927	19	123	9	27	1
JEFFERSON	664	13	105	4	9	0

PennDOT Changes of Address

Moved within County	Moved Out of County	Total
2,170	927	3,097
45,693	7,101	52,794
902	562	1,464
3,212	1,221	4,433
1,243	290	1,533
11,541	2,985	14,526
3,088	768	3,856
1,429	288	1,717
13,503	5,372	18,875
3,950	1,725	5,675
2,815	980	3,795
106	33	139
1,294	764	2,058
3,389	1,390	4,779
10,919	4,732	15,651
613	372	985
1,571	682	2,253
908	387	1,295
1,280	570	1,850
2,541	706	3,247
7,537	3,198	10,735
10,121	3,389	13,510
12,623	5,491	18,114
624	203	827
9,676	910	10,586
2,952	800	3,752
96	78	174
3,432	748	4,180
349	128	477
617	231	848
965	376	1,341
1,730	657	2,387
734	433	1,167

Address Verification Notices

Notices Mailed	Responses
38	0
14,342	997
574	0
1,318	172
0	0
3,472	27
1,636	205
560	33
1,278	280
1,641	1,567
1,397	89
7	1
2	0
335	31
4,181	476
189	3
1,787	306
334	4
771	105
1,318	130
307	19
2	0
9,870	595
300	57
536	34
1,476	93
67	0
1,103	94
109	22
297	55
19	0
868	152
180	1

Total Files Marked Inactive
4,739
104,737
3,626
8,406
3,711
24,523
5,905
2,959
36,745
12,032
7,203
364
5,223
23,704
30,536
2,205
9,879
3,089
5,064
5,724
9,979
15,071
43,805
1,936
13,440
11,179
293
7,279
710
2,390
3,524
3,166
5,780

COMMONWEALTH OF PENNSYLVANIA
VOTER REGISTRATION LIST MAINTENANCE ACTIVITIES
FIVE YEAR NOTICE AND PENNDOT CHANGE OF ADDRESS
2015

COUNTY NAME	Five Year Notices						PennDOT Changes of Address			Address Verification Notices		Total Files Marked Inactive
	Notices Mailed	Recipients Who Voted	Recipients who Responded (No Move)	Recipients who Responded (Moved within County)	Re-Registered within County	Cancelled-Re-Registered	Moved within County	Moved Out of County	Total	Notices Mailed	Responses	
JUNIATA	502	5	77	11	6	0	418	216	634	160	11	890
LACKAWANNA	3,410	55	420	20	35	0	5,713	1,397	7,110	2,126	1	16,692
LANCASTER	5,644	28	891	41	41	0	17,504	3,311	20,815	5,552	703	37,673
LAWRENCE	1,103	57	209	0	1	0	1,815	495	2,310	1,246	753	5,300
LEBANON	1,313	16	268	11	6	0	3,476	1,321	4,797	133	4	7,730
LEHIGH	4,212	36	395	13	13	1	9,496	3,744	13,240	3,911	0	28,916
LUZERNE	17,235	292	2,117	122	179	2	9,867	1,754	11,621	2,034	43	19,654
LYCOMING	1,008	21	221	7	16	2	3,085	842	3,927	136	12	5,498
MCKEAN	571	5	91	3	8	0	1,122	225	1,347	253	20	2,412
MERCER	1,259	20	241	0	42	0	2,519	596	3,115	1,835	82	10,402
MIFFLIN	558	16	64	2	1	0	846	251	1,097	14	0	2,688
MONROE	1,500	6	64	0	18	0	5,684	1,413	7,097	1	0	9,892
MONTGOMERY	4	0	1	0	0	0	18,168	9,008	27,176	2,145	370	57,825
MONTOUR	361	0	53	0	11	0	209	1	210	0	0	1,887
NORTHAMPTON	0	0	0	0	0	0	6,478	3,154	9,632	0	0	24,375
NORTHUMBERLAND	0	0	0	0	0	0	1,595	906	2,501	181	0	5,137
PERRY	1,528	15	234	0	6	1	785	549	1,334	856	2	2,844
PHILADELPHIA	18,533	182	760	55	98	2	4,834	890	5,724	10,084	230	101,883
PIKE	847	11	72	4	3	1	1,151	432	1,583	1,189	2	3,117
POTTER	406	20	62	2	4	0	389	153	542	83	19	923
SCHUYLKILL	2,081	53	401	23	19	0	3,113	966	4,079	1,236	29	7,903
SNYDER	361	8	74	6	4	0	640	343	983	75	13	1,972
SOMERSET	847	23	128	6	17	0	1,858	614	2,472	820	0	6,255
SULLIVAN	0	0	0	0	0	0	126	76	202	19	0	27
SUSQUEHANNA	865	5	142	6	7	0	743	307	1,050	93	7	2,295
TIOGA	308	1	34	2	2	0	918	290	1,208	59	6	3,082
UNION	570	10	67	1	5	0	688	380	1,068	281	7	2,009
VENANGO	731	10	208	2	3	1	1,146	446	1,592	338	106	3,308
WARREN	1,340	9	208	1	10	0	1,246	281	1,527	384	40	6,627
WASHINGTON	0	0	0	0	0	0	4,193	1,649	5,842	12	3	7,893
WAYNE	895	14	161	5	25	0	677	425	1,102	278	34	2,763
WESTMORELAND	4,114	61	958	44	73	1	8,225	3,222	11,447	2,585	0	26,723
WYOMING	724	4	87	3	20	0	625	310	935	28	1	10
YORK	8,451	37	1,216	0	3	1	12,402	3,004	15,406	5,894	92	34,448
PENNSYLVANIA	205,095	2,197	25,546	1,195	2,239	26	295,377	91,468	386,845	94,355	8,138	869,979

COMMONWEALTH OF PENNSYLVANIA
VOTER REGISTRATION LIST MAINTENANCE ACTIVITIES
CANCELLATION OF VOTER REGISTRATION
2015

ACTIVE VOTER REGISTRATIONS CANCELLED

COUNTY NAME	VOTER'S REQUEST	VOTER'S DEATH	OTHER MOVE CONFIRM	VOTER REMOVAL PROGRAM	CANVASS	PENNDOT MOVE CONFIRM	TOTAL
ADAMS	16	671	179	64	0	934	1,867
ALLEGHENY	179	11,010	1,509	425	0	6,706	19,845
ARMSTRONG	5	582	119	27	0	565	1,298
BEAVER	27	1,362	156	63	0	1,159	2,769
BEDFORD	1	359	50	0	0	272	684
BERKS	20	2,499	641	74	0	2,687	5,929
BLAIR	4	1,220	150	34	0	738	2,148
BRADFORD	3	495	54	14	0	261	827
BUCKS	121	4,820	834	238	0	5,266	11,283
BUTLER	8	1,381	389	91	0	1,632	3,515
CAMBRIA	13	1,077	158	6	0	896	2,152
CAMERON	1	34	8	2	0	32	77
CARBON	2	575	159	34	0	824	1,595
CENTRE	58	801	905	100	0	1,155	3,022
CHESTER	59	2,835	1,081	145	0	4,438	8,577
CLARION	4	265	108	21	0	331	729
CLEARFIELD	9	552	93	2	0	599	1,256
CLINTON	1	205	94	23	0	330	653
COLUMBIA	3	397	307	6	0	526	1,244
CRAWFORD	10	654	112	57	0	673	1,510
CUMBERLAND	16	1,737	543	97	0	3,360	5,759
DAUPHIN	4	1,814	712	94	0	3,536	6,170
DELAWARE	33	3,869	1,160	361	1	5,026	10,461
ELK	5	236	28	4	0	169	442
ERIE	9	2,424	377	349	0	869	4,033
FAYETTE	13	863	133	2	0	682	1,695
FOREST	0	75	16	6	0	66	163
FRANKLIN	19	997	124	36	0	683	1,861
FULTON	5	127	17	4	0	131	284
GREENE	3	243	26	20	0	220	512
HUNTINGDON	0	367	106	9	7	383	878
INDIANA	11	522	392	115	0	654	1,711
JEFFERSON	2	368	98	2	0	379	849

INACTIVE VOTER REGISTRATIONS CANCELLED

VOTER'S REQUEST	VOTER'S DEATH	OTHER MOVE CONFIRM	VOTER REMOVAL PROGRAM	PENNDOT MOVE CONFIRM	RESPONSE TO MAILING	CANVASS	5 YEAR NOTICE	TOTAL
1	69	28	0	58	2	0	7	165
17	1,876	556	31,078	849	434	0	887	35,704
6	102	29	1,256	82	3	0	21	1,499
2	188	50	0	140	99	0	23	502
0	47	19	0	32	0	0	0	98
0	413	190	0	413	119	0	24	1,160
5	115	59	0	64	59	0	15	317
1	51	21	0	49	15	0	4	141
31	551	196	8,422	422	325	0	188	10,135
0	185	129	3	239	98	0	30	686
0	184	60	0	153	56	0	20	473
0	6	2	0	5	0	0	0	13
0	90	28	0	50	3	0	0	171
4	159	398	1,697	285	10	0	14	2,568
8	311	255	1	580	284	0	70	1,512
2	29	53	447	57	14	0	3	605
2	184	40	0	123	57	0	15	421
1	56	44	0	82	5	0	6	194
1	78	87	16	72	17	0	1	276
1	120	34	1,722	76	27	0	17	1,999
2	217	94	0	236	3	0	0	553
1	193	100	0	162	32	0	10	499
6	502	328	10,169	714	80	0	63	11,867
2	53	9	0	42	27	0	8	141
0	205	48	16	64	1	0	1	337
1	196	58	0	143	34	0	17	449
0	5	2	0	8	0	0	0	15
2	101	34	4,369	73	137	0	26	4,742
1	25	4	0	5	1	0	17	53
7	59	11	899	27	27	0	7	1,037
0	33	18	13	11	0	0	0	78
4	62	26	53	25	5	0	27	202
2	133	24	0	55	0	0	10	225

COMMONWEALTH OF PENNSYLVANIA
VOTER REGISTRATION LIST MAINTENANCE ACTIVITIES
CANCELLATION OF VOTER REGISTRATION
2015

ACTIVE VOTER REGISTRATIONS CANCELLED

COUNTY NAME	VOTER'S REQUEST	VOTER'S DEATH	OTHER MOVE CONFIRM	VOTER REMOVAL PROGRAM	CANVASS	PENNDOT MOVE CONFIRM	TOTAL
JUNIATA	2	201	27	3	0	199	432
LACKAWANNA	11	1,916	216	39	0	1,259	3,443
LANCASTER	31	3,363	598	404	0	2,996	7,398
LAWRENCE	8	704	79	22	0	452	1,276
LEBANON	8	974	205	79	0	1,293	2,561
LEHIGH	10	1,825	604	91	0	3,712	6,254
LUZERNE	14	2,610	375	44	0	1,614	4,659
LYCOMING	9	754	160	63	0	801	1,788
MCKEAN	3	333	39	4	0	210	589
MERCER	6	770	111	3	0	558	1,448
MIFFLIN	8	275	38	5	0	209	535
MONROE	6	920	246	98	0	1,367	2,638
MONTGOMERY	111	5,392	1,516	484	0	8,876	16,394
MONTOUR	0	121	128	63	0	0	313
NORTHAMPTON	6	2,075	557	47	0	3,129	5,820
NORTHUMBERLAND	9	816	158	29	0	955	1,973
PERRY	3	283	120	27	0	528	962
PHILADELPHIA	206	11,076	2,195	1,440	0	132	15,198
PIKE	1	317	91	15	0	426	850
POTTER	7	135	18	16	3	140	319
SCHUYLKILL	30	1,139	165	74	0	902	2,310
SNYDER	0	184	63	15	0	368	633
SOMERSET	5	552	96	2	0	531	1,187
SULLIVAN	3	79	28	5	0	82	197
SUSQUEHANNA	1	373	47	17	0	291	731
TIOGA	4	304	64	6	0	295	675
UNION	7	204	85	18	0	367	681
VENANGO	15	412	76	6	0	419	928
WARREN	5	339	47	17	0	255	663
WASHINGTON	13	1,706	408	1	0	1,616	3,746
WAYNE	5	399	69	19	0	390	885
WESTMORELAND	25	3,069	414	157	0	2,770	6,454
WYOMING	6	206	55	43	0	314	627
YORK	38	2,689	458	74	0	2,838	6,100
PENNSYLVANIA	1,280	91,951	20,394	5,955	11	86,476	206,465

INACTIVE VOTER REGISTRATIONS CANCELLED

VOTER'S REQUEST	VOTER'S DEATH	OTHER MOVE CONFIRM	VOTER REMOVAL PROGRAM	PENNDOT MOVE CONFIRM	RESPONSE TO MAILING	CANVASS	5 YEAR NOTICE	TOTAL
2	25	7	123	32	4	0	6	199
1	247	69	0	191	4	0	34	546
6	642	256	5,736	584	334	0	40	7,599
23	108	17	5,503	65	32	0	1	5,751
2	106	63	1,706	105	15	0	7	2,004
2	333	207	1	484	4	5	12	1,050
7	55	107	2	217	10	3	177	1,076
0	97	48	0	88	19	0	16	268
1	77	15	0	23	9	0	11	136
0	165	64	0	112	9	0	39	389
3	72	29	622	46	1	0	1	774
0	75	34	1,069	100	7	0	22	1,308
126	609	396	0	1,013	494	0	86	2,730
2	32	36	0	0	5	0	11	87
2	240	100	5,539	250	3	0	0	6,135
0	95	34	0	35	2	0	0	166
9	52	34	0	66	9	0	6	176
24	1,457	452	49,761	12	236	0	106	52,086
0	9	24	0	35	11	0	4	83
1	20	6	0	17	24	0	5	73
3	189	41	0	118	13	0	16	380
0	15	19	900	40	11	0	3	988
3	162	31	0	114	35	0	16	363
0	0	1	0	0	0	0	0	1
1	30	12	0	37	3	0	7	91
0	64	33	0	38	0	0	4	139
1	31	29	1	52	11	0	4	129
2	48	31	31	65	82	0	2	261
1	102	29	0	47	3	0	5	187
0	210	76	12,694	107	3	0	0	13,091
0	45	22	0	73	37	0	23	200
8	771	170	0	478	79	0	74	1,586
0	7	4	0	4	5	0	18	38
11	533	175	6,432	429	48	0	3	7,631
351	13,321	5,705	150,281	10,473	3,536	8	2,290	186,558

Appendix E

A summary of data for “motor voter” applications by political party.

This information is provided directly by the contracted vendor who processes the applications for the Department and PennDOT. These statistics relate to the number of individuals who applied to register to vote at a photo license center. The total number of applications provided by the contracted vendor may differ from the counties’ total applications received from PennDOT for a variety of reasons, including not having been received by the counties until the next reporting period.

COMMONWEALTH OF PENNSYLVANIA
VOTER REGISTRATION APPLICATIONS BY POLITICAL PARTY
RECEIVED AT PENNDOT LICENSE CENTERS
2015

County Name	Democratic	Republican	Other	Total	County Name	Democratic	Republican	Other	Total
ADAMS	616	1,048	615	2,279	LACKAWANNA	1,471	1,064	775	3,310
ALLEGHENY	10,742	6,778	6,108	23,628	LANCASTER	3,201	4,227	2,963	10,492
ARMSTRONG	295	536	257	1,088	LAWRENCE	557	592	381	1,530
BEAVER	1,150	1,142	768	3,060	LEBANON	810	1,085	651	2,546
BEDFORD	130	400	160	690	LEHIGH	3,545	2,412	2,395	8,352
BERKS	3,461	2,617	2,115	8,193	LUZERNE	2,132	1,744	1,331	5,207
BLAIR	537	962	529	2,028	LYCOMING	547	1,003	596	2,146
BRADFORD	268	510	309	1,087	McKEAN	189	386	202	777
BUCKS	5,337	4,800	3,955	14,092	MERCER	768	814	452	2,034
BUTLER	980	1,753	945	3,678	MIFFLIN	165	317	149	631
CAMBRIA	603	779	466	1,848	MONROE	2,180	1,220	1,344	4,744
CAMERON	18	24	19	61	MONTGOMERY	7,021	4,997	4,118	16,136
CARBON	410	461	316	1,187	MONTOUR	113	163	115	391
CENTRE	969	962	753	2,684	NORTHAMPTON	2,671	2,302	2,087	7,060
CHESTER	3,893	3,912	3,172	10,977	NORTHUMBERLAND	388	548	346	1,282
CLARION	153	301	133	587	PERRY	185	373	185	743
CLEARFIELD	388	600	315	1,303	PHILADELPHIA	13,992	2,691	4,658	21,341
CLINTON	146	207	119	472	PIKE	527	631	599	1,757
COLUMBIA	347	406	306	1,059	POTTER	78	164	70	312
CRAWFORD	372	562	338	1,272	SCHUYLKILL	707	938	522	2,167
CUMBERLAND	1,580	2,273	1,491	5,344	SNYDER	145	246	137	528
DAUPHIN	2,598	1,920	1,558	6,076	SOMERSET	281	500	243	1,024
DELAWARE	4,984	3,228	2,393	10,605	SULLIVAN	26	57	34	117
ELK	125	172	94	391	SUSQUEHANNA	161	341	191	693
ERIE	2,211	1,815	1,299	5,325	TIOGA	163	343	186	692
FAYETTE	975	882	495	2,352	UNION	155	247	159	561
FOREST	28	28	20	76	VENANGO	265	421	216	902
FRANKLIN	883	1,765	1,010	3,658	WARREN	202	347	230	779
FULTON	42	135	59	236	WASHINGTON	1,222	1,617	881	3,720
GREENE	280	239	120	639	WAYNE	277	468	355	1,100
HUNTINGDON	131	290	133	554	WESTMORELAND	2,160	2,607	1,524	6,291
INDIANA	225	377	223	825	WYOMING	87	169	128	384
JEFFERSON	172	374	154	700	YORK	2,931	4,219	2,687	9,837
JUNIATA	81	145	54	280	PENNSYLVANIA	94,452	81,656	61,711	237,920

Appendix F

Summary of the Department's efforts to comply with the
National Voter Registration Act of 1993.

The charts illustrate the voter registration activity at the agency level on a monthly basis.
Included are the number of voter registration offers that were made and the number of
offers that were declined.

COMMONWEALTH OF PENNSYLVANIA
SUMMARY OF VOTER REGISTRATIONS OFFERED FROM PREFERENCE FORM
DATA FROM NVRA AGENCIES
2015

	WIC	D.A.	County MH/ID	CAO	COOC	C&Y	HC	SSHE	Special Ed. Prg.	AAA	Para-Transit	Total
January	21,642	2,362	4,595	396,050	94	182	32	86	1	9,487	2,323	436,854
February	20,273	492	3,312	318,848	120	147	12	28	0	10,116	2,421	355,769
March	0	2,182	4,269	308,737	156	0	15	16	3	11,380	2,506	329,264
April	21,279	2,276	4,260	313,262	0	0	30	3	1	10,661	2,430	354,202
May	18,132	1,913	5,500	389,684	0	193	28	4	8	10,661	0	426,123
June	20,078	1,840	5,260	196,908	246	139	36	10	0	11,261	1,468	237,246
July	21,572	1,642	4,480	294,285	176	176	22	0	0	11,454	2,300	336,107
August	19,870	1,624	5,042	295,379	336	147	36	0	0	10,824	2,192	335,450
September	20,760	1,840	4,996	284,909	292	164	34	0	2	11,059	1,900	325,956
October	21,869	1,990	4,933	303,335	264	160	28	18	3	11,748	1,692	346,040
November	18,654	1,697	4,992	28,264	136	160	32	2	3	10,887	1,703	66,530
December	19,503	1,791	5,188	328,866	132	179	21	11	3	11,206	1,632	368,532
Total	223,632	21,649	56,827	3,458,527	1,952	1,647	326	178	24	130,744	22,567	3,918,073

WIC - Women, Infants and Children
D.A. - Disability Agencies
County MH/ID - County Mental Health and Intellectual Disabilities
CAO - County Assistance Offices
COOC - Clerk of Orphan's Court
C&Y - County Children and Youth Offices
HC - Health Care facilities
SSHE - State System of Higher Education
Special Ed. Program - Bureau of Special Education
AAA - Area Agencies on Aging

COMMONWEALTH OF PENNSYLVANIA
SUMMARY OF VOTER REGISTRATIONS DECLINED FROM PREFERENCE FORM
DATA FROM NVRA AGENCIES
2015

	WIC	D.A.	County MH/ID	CAO	COOC	C&Y	HC	SSHE	Special Ed. Prg.	AAA	Para-Transit	Total
January	21,089	1,649	3,970	112,467	138	151	55	137	1	6,868	219	146,744
February	19,741	434	4,476	73,156	150	128	14	37	0	7,301	217	105,654
March	0	2,100	4,172	61,874	223	0	21	22	2	8,381	242	77,037
April	21,095	2,251	3,705	59,195	0	0	35	4	0	7,503	321	94,109
May	17,561	1,872	4,276	56,042	0	147	26	7	4	7,503	-	87,438
June	19,480	1,823	4,719	56,053	331	99	42	18	0	8,025	260	90,850
July	20,958	1,660	4,106	1,664	480	113	21	0	0	7,773	269	37,044
August	19,230	1,664	4,510	54,103	480	113	48	0	0	7,601	267	88,016
September	19,999	1,823	4,412	54,799	413	127	41	0	1	7,857	282	89,754
October	21,078	1,968	4,796	56,332	363	119	35	25	1	8,613	209	93,539
November	17,984	1,648	4,255	52,006	182	120	44	3	2	8,033	205	84,482
December	18,789	1,662	4,493	52,909	185	148	27	18	2	8,214	233	86,680
Total	217,004	20,554	51,890	690,600	2,945	1,265	409	271	13	93,672	2,724	1,081,347

WIC - Women, Infants and Children
D.A. - Disability Agencies
County MH/ID - County Mental Health and Intellectual Disabilities
CAO - County Assistance Offices
COOC - Clerk of Orphan's Court
C&Y - County Children and Youth Offices
HC - Health Care facilities
SSHE - State System of Higher Education
Specidal Ed. Program - Bureau of Special Education
AAA - Area Agencies on Aging