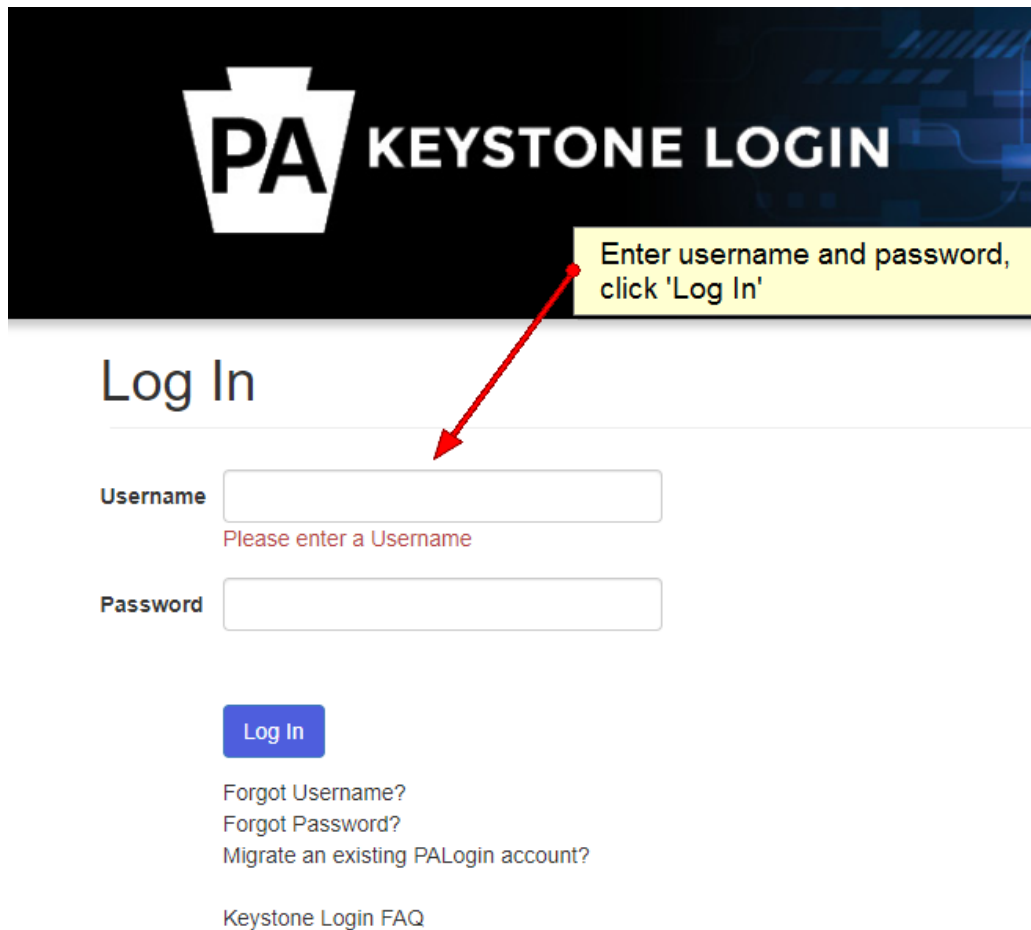


## Change Email, Password or Update Profile Information in Keystone Login

1. Navigate to the Keystone Login page and login:  
<https://keystonelogin.pa.gov/Account/Login>



**PA KEYSTONE LOGIN**

Enter username and password, click 'Log In'

### Log In

Username   
Please enter a Username

Password

**Log In**

[Forgot Username?](#)  
[Forgot Password?](#)  
[Migrate an existing PALogin account?](#)

[Keystone Login FAQ](#)

## How To Guide

[www.education.pa.gov](http://www.education.pa.gov)

2. Once you log in you will see the welcome page. Click desired link to perform the action:



## Welcome

---

Please select one of the following options:

---

- [Change Password](#)
  - [Edit Account](#)
  - [Manage Social Logins](#)
  - [Manage Multi-Factor Authentication](#)
  - [Verify Account](#)
  - [Help](#)
  - [Log out](#)
- 

[Privacy Policy](#) | [Security Policy](#)

Copyright © 2019, Commonwealth of Pennsylvania. All rights reserved.

## How To Guide

[www.education.pa.gov](http://www.education.pa.gov)

- Below is the Change Password screen:



### Change Password

Current Password

New Password

Confirm New Password

**The password must pass these rules:**

- Must be between 12 to 128 characters in length.
- Do not include any of your username, your first name, or your last name.

**The password must pass 3 out of 4 of these rules:**

- One uppercase letter.
- One lowercase letter.
- One numeric number.
- One non-character (such as !, #, %, ^, etc).

**Password Strength: Invalid**

- To edit your account (change first name, last name, birthday, email and security questions) you must first be able to answer your Security Questions:



### Security Questions


Please answer the following security questions:

**Question** In what city does your nearest sibling live  
**Answer**

**Question** In what city or town did you meet your spouse/significant other  
**Answer**

**Question** In what city or town did your parents meet  
**Answer**

5. After successfully answering your security questions you can update your profile:



## Update User Profile

### Personal Information:

**First Name \***

**Last Name \***

**Date Of Birth \***

### Contact Information:

**Email**

**Mobile Phone Number**

### Login Information:

**Username \*** crosing

### Security Questions:

**Security Question 1 \***

**Security Answer 1 \***

**Security Question 2 \***

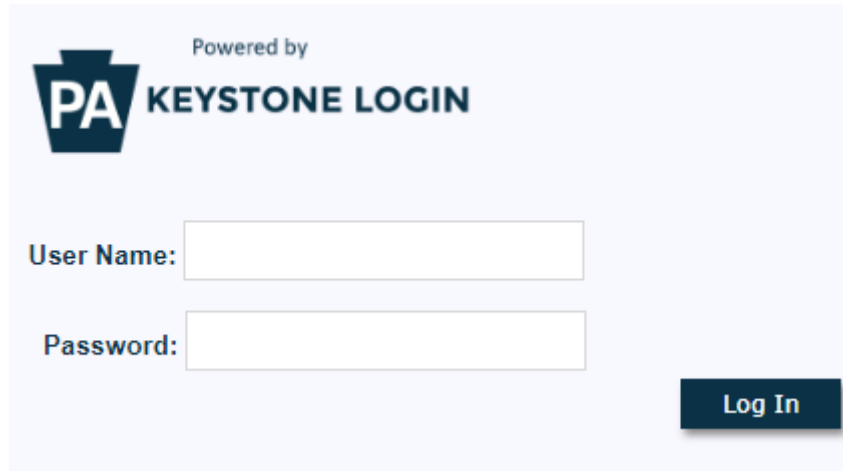
**Security Answer 2 \***

**Security Question 3 \***

**Security Answer 3 \***

## Updating Email and Work Phone in MyPDESuite

1. Login to MyPDESuite: <https://www.mypdeapps.pa.gov/>



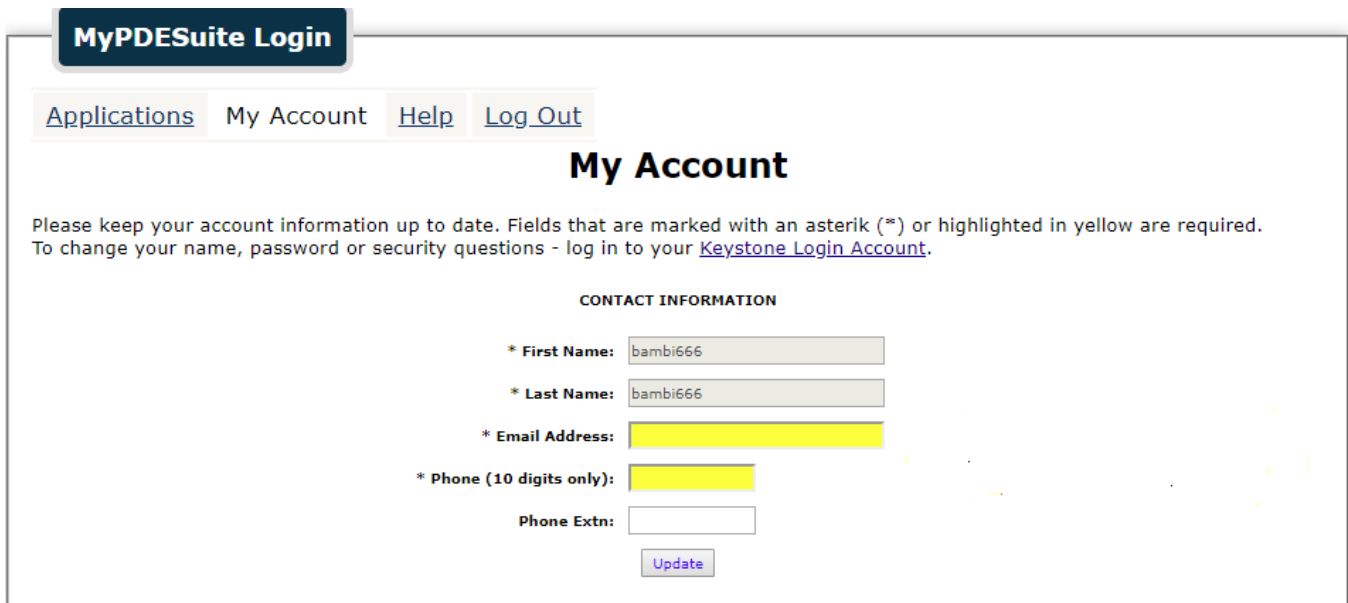
Powered by  
**PA KEYSTONE LOGIN**

User Name:

Password:

**Log In**

2. Navigate to 'My Account' and edit your work email and/or work phone:



**MyPDESuite Login**

[Applications](#) [My Account](#) [Help](#) [Log Out](#)

### My Account

Please keep your account information up to date. Fields that are marked with an asterik (\*) or highlighted in yellow are required. To change your name, password or security questions - log in to your [Keystone Login Account](#).

**CONTACT INFORMATION**

\* First Name:

\* Last Name:

\* Email Address:

\* Phone (10 digits only):

Phone Extn: