

Pennsylvania State Board of Private Licensed Schools

2019-2020 Academic Year
Annual Report on Private Licensed Schools

Submitted to the Education Committees of the
Pennsylvania Senate and House of Representatives
by the State Board of Private Licensed Schools

July 2021



COMMONWEALTH OF PENNSYLVANIA
DEPARTMENT OF EDUCATION

333 Market Street
Harrisburg, PA 17126-0333
www.education.pa.gov



Commonwealth of Pennsylvania

Tom Wolf, Governor

Department of Education

Noe Ortega, Secretary

Office of Postsecondary and Higher Education

Tanya I. Garcia, Acting Deputy Secretary

Bureau of Postsecondary and Adult Education

(Vacant), Director

Division of Law Enforcement Education and Trade Schools

Nicole Campbell, Chief

The Pennsylvania Department of Education (PDE) does not discriminate in its educational programs, activities, or employment practices, based on race, color, national origin, [sex] gender, sexual orientation, disability, age, religion, ancestry, union membership, gender identity or expression, AIDS or HIV status, or any other legally protected category. Announcement of this policy is in accordance with State Law including the Pennsylvania Human Relations Act and with Federal law, including Title VI and Title VII of the Civil Rights Act of 1964, Title IX of the Education Amendments of 1972, Section 504 of the Rehabilitation Act of 1973, the Age Discrimination in Employment Act of 1967, and the Americans with Disabilities Act of 1990.

The following persons have been designated to handle inquiries regarding the Pennsylvania Department of Education's nondiscrimination policies:

For Inquiries Concerning Nondiscrimination in Employment:

Pennsylvania Department of Education
Equal Employment Opportunity Representative
Bureau of Human Resources
Voice Telephone: (717) 783-5446

For Inquiries Concerning Nondiscrimination in All Other Pennsylvania Department of Education Programs and Activities:

Pennsylvania Department of Education
School Services Unit Director
333 Market Street, 5th Floor, Harrisburg, PA 17126-0333
Voice Telephone: (717) 783-3750, Fax: (717) 783-6802

If you have any questions about this publication or for additional copies, contact:

Pennsylvania Department of Education
Bureau of Postsecondary and Adult Education
333 Market Street, 12th Floor, Harrisburg, PA 17126-0333
Voice: (717) 783-8228, Fax: (717) 772-3622
www.education.pa.gov

All Media Requests/Inquiries: Contact the Office of Press & Communications at (717) 783-9802

Table of Contents

Introduction	1
Year-by-Year Trends	2
Data on Brick-and-Mortar Schools	6
Data on Distance Education Schools	8

2019-2020 ANNUAL REPORT ON PRIVATE LICENSED SCHOOLS IN PENNSYLVANIA

Introduction

The Private Licensed Schools Act (Act 174 of 1986) created the State Board of Private Licensed Schools as an administrative board in the Pennsylvania Department of Education. Three previous boards regulating trade schools, business schools, and correspondence schools were merged.

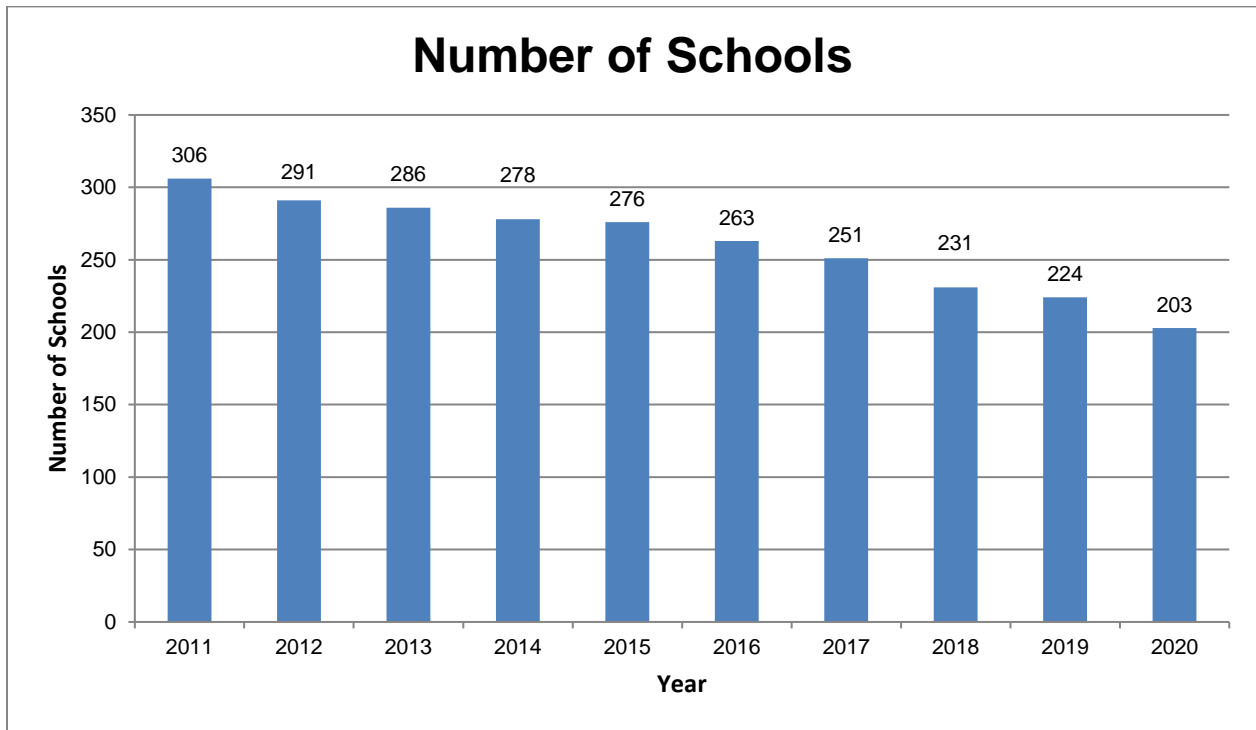
In accordance with the Act, one of the Board's responsibilities is to provide an annual statistical report to the Education committees of the Senate and House of Representatives. The report must include information on graduation rates, job placement of graduates, tuition, board action on complaints, and the processing time for complaints. This report meets the statutory requirement for academic year 2019-2020.

Private Licensed Schools provide postsecondary career education. Some trade schools, such as cosmetology schools, barber schools, and flight schools, fall under the jurisdiction of other state boards or government agencies and are exempt from the Board's oversight. Four of the schools are approved to offer high school completion programs for adults via distance education.

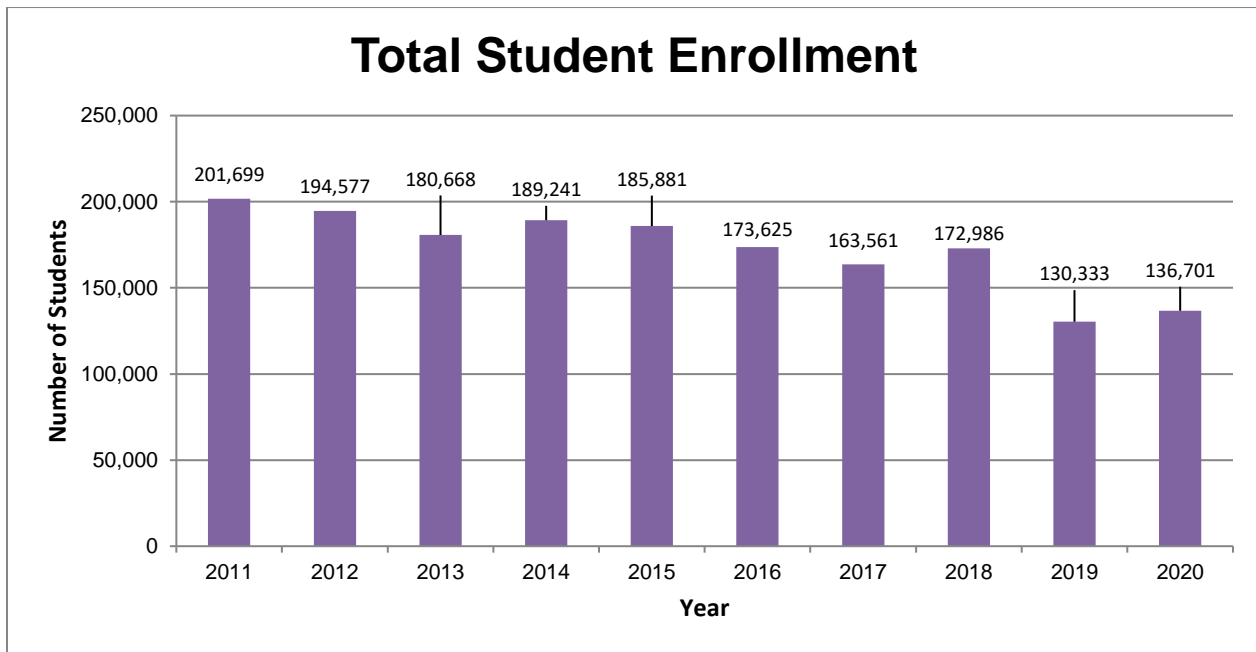
This report provides data and statistics on instruction at schools under the Board's jurisdiction. The report does not include information on training provided by contract with businesses or employers, training provided for professional development, or training provided for recreational or avocational purposes, because the Board does not regulate these activities.

Most of the schools licensed by the Board offer classroom-based instruction in a brick-and-mortar school. This instruction can be blended or supplemented with online instruction. A smaller number of schools operate exclusively as providers of distance education or correspondence instruction. Because the nature of these two kinds of schools differs significantly, some data are presented separately for the schools that offer distance education exclusively.

All Private Licensed Schools Year-by-Year Trends



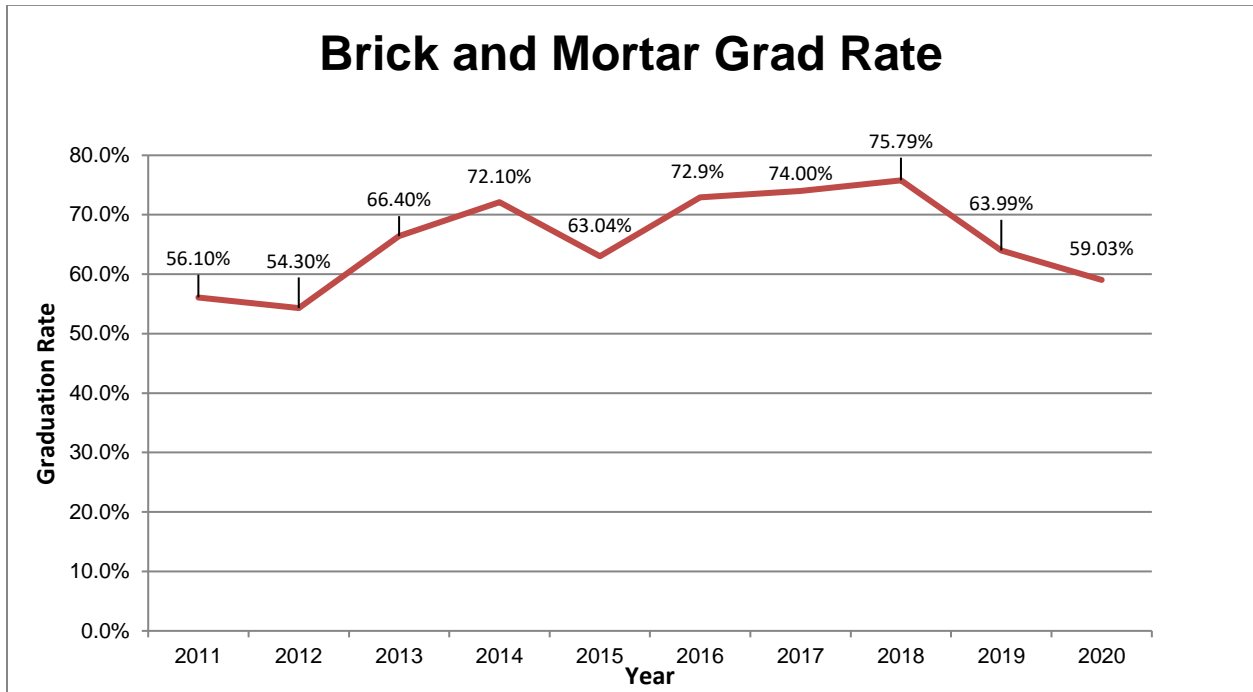
In 2019-2020, there were 203 Private Licensed Schools in Pennsylvania, with a total enrollment of 136,701 students. Since 2011, the total number of schools has decreased by 34 percent. The number of students enrolled has also decreased by 32 percent. (See below.)



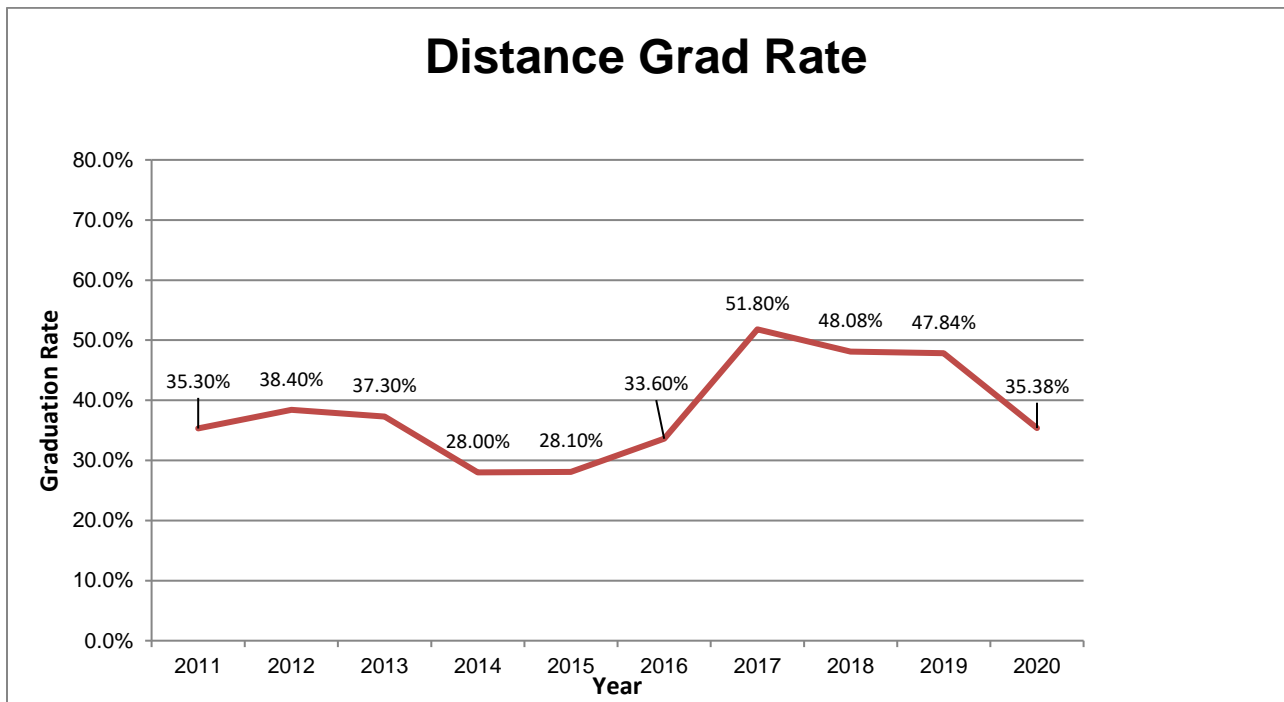
Year-by-Year Trends

The graduation rate at Private Licensed Schools has fluctuated over the last 10 years.

The graduation rate at brick-and-mortar schools in 2020 was 59 percent.



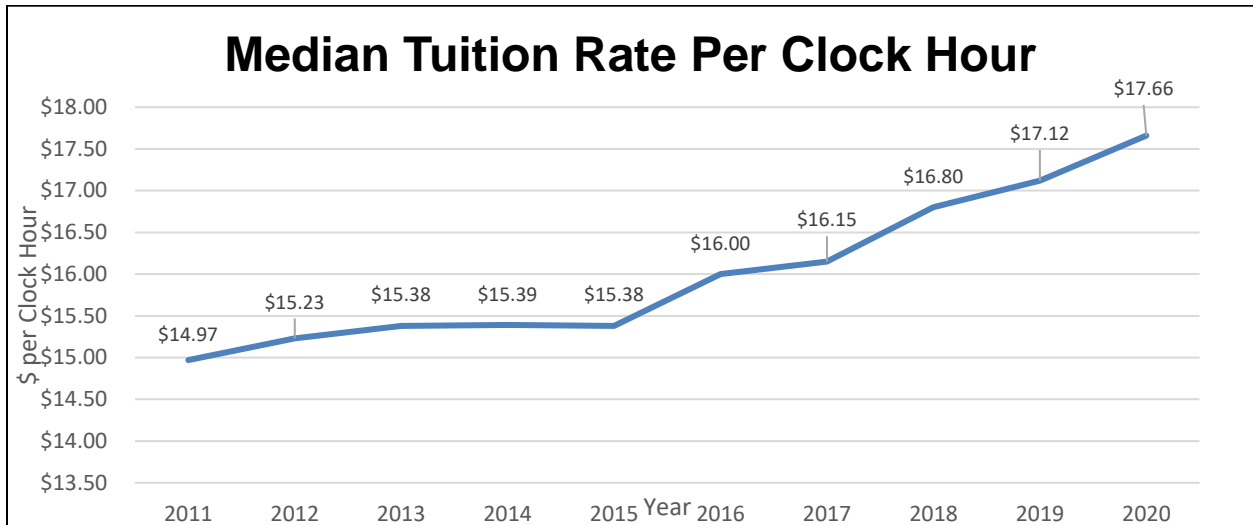
The graduation rate at distance education schools in 2020 was 35 percent.



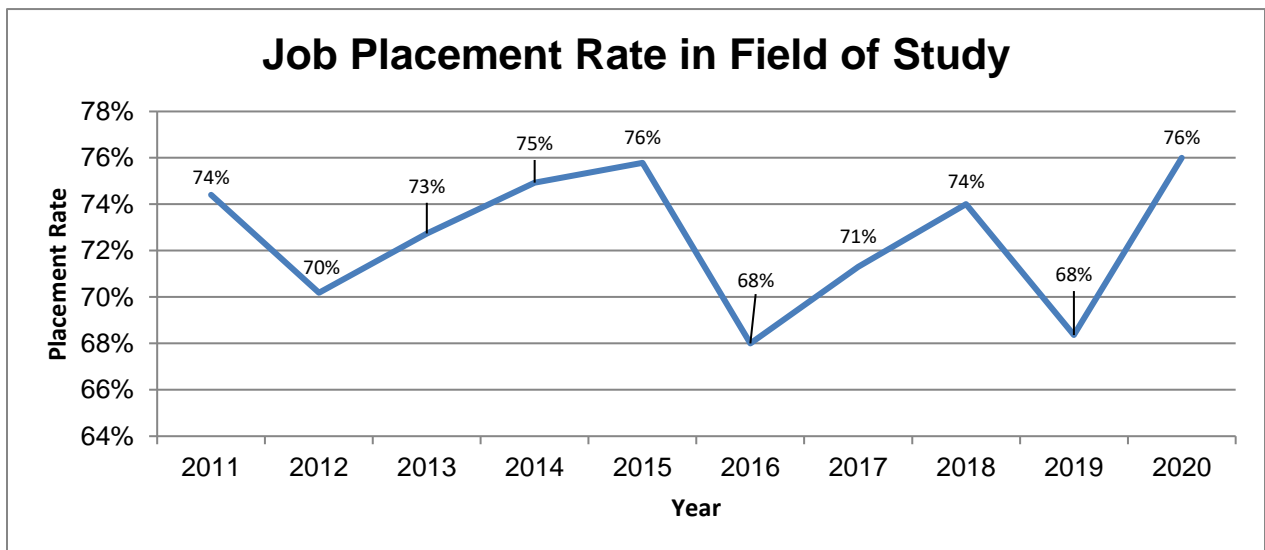
Year-by-Year Trends

Tuition has increased steadily over the past 10 years.

Since 2011, there has been an 18 percent increase in the median tuition-per-clock-hour of instruction at brick-and-mortar schools.

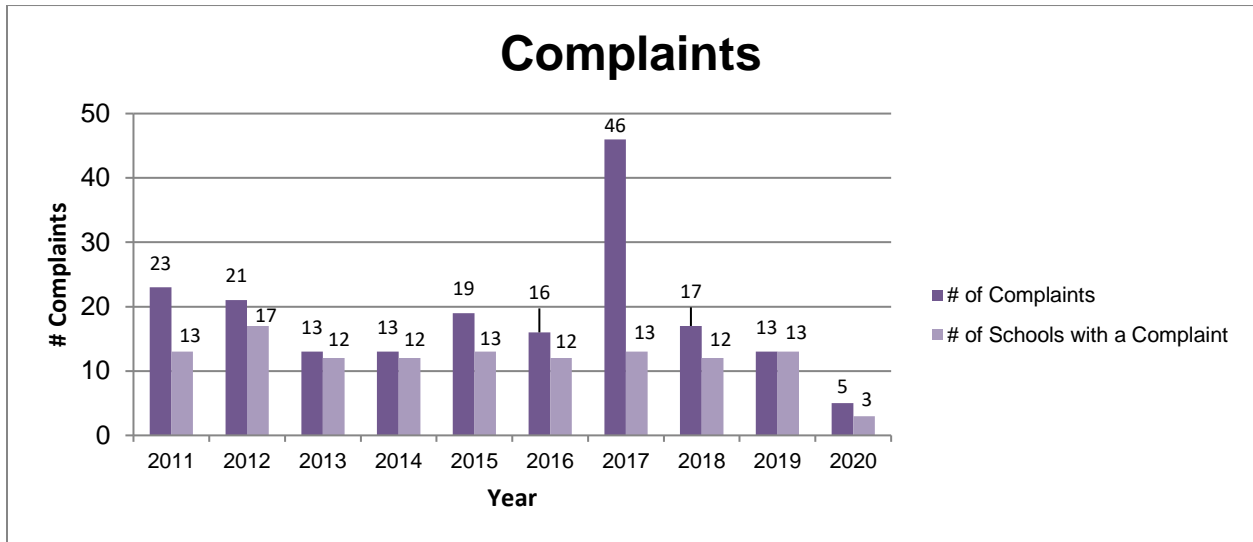


Job placement of students is an important measure of success for the career school sector. Over the past 10 years, job placement rates for graduates of Private Licensed Schools in their chosen field of study have varied significantly with a significant increase in 2020. Schools report job placement data for students who graduated in the previous academic year. Job placements are reported for employment in the field the student studied.



Year-by-Year Trends

Student complaints against Private Licensed Schools have varied slightly over the past 10 years with a recent decline. The spike in 2017 was due to several complaints by students in one program at a single school.



Brick-and-Mortar Schools 2019-2020 Data

Number of Schools

Total Number of Private Licensed Schools:	203
Number of Licensed/Registered Brick-and-Mortar Schools:	196
Licensed Brick-and-Mortar Schools in PA:	190
Registered Out-of-State Schools that Recruit in PA:	6

Note: The remaining seven schools are distance education schools. Data on these schools are reported beginning on page 8.

New Brick-and Mortar School Licenses Issued:	8
2019-2020 (or anticipated) total enrollment of New Brick-and-Mortar Schools:	164

Brick-and-Mortar School Closures:	13
2018-2019 total (final) enrollment of Brick-and-Mortar schools closed in 2019-2020:	33

Enrollment

Total Enrollment in All Private Licensed Schools:	136,701
Enrollment in Brick-and-Mortar Schools:	27,139

Graduation Rate

Graduation Rate at Brick-and-Mortar Schools:	59 percent
--	------------

Placement of Graduates

Graduates Placed in Field of Study:	76 percent
-------------------------------------	------------

Note: Placement rates are self-reported by schools and are not third-party verified.

Tuition

Schools report tuition for each program, but the board does not regulate tuition rates.

Tuition ranged from \$2.50 to \$118.29 per hour of instruction.

Median tuition per hour of instruction:	\$17.66
Mean tuition per hour of instruction:	\$18.94

Data on Brick-and-Mortar Schools

Complaints

Number of Student Complaints Against All Schools:	5
Number of Complaints against Brick-and-Mortar Schools:	5
Number of Schools Involved:	3
Average Amount of Time to Resolve a Complaint:	51 days

The average time to resolve a student complaint over the past 10 years has been 53 days.

Enforcement Actions

Number of Fines Imposed Against All Schools:	3
Number of Fines Against Brick-and-Mortar Schools	2
Total Amount of Fines:	\$2,000

Note: Fines can be issued for violations that are not related to student complaints. Fines can also be issued for violations identified during staff visits, through advertising, or in applications submitted by the school.

Distance Education Schools 2019-2020 Data

Number of Schools

Total Number of Private Licensed Schools:	203
Number of Licensed/Registered Distance Education Schools:	7
Licensed Distance Education Schools in PA:	6
Registered Out-of-State Schools that Recruit in PA:	1
New Distance Education School Licenses Issued:	0
Distance Education School Closures:	0

Enrollment

Total Enrollment in All Private Licensed Schools:	136,701
Enrollment in Distance Education Schools:	109,562
Enrollment in High School Diploma Programs:	65,200
Enrollment in Career Training Programs:	44,362

Graduation Rate

Graduation Rate Distance Education Schools:	35 percent
---	------------

Placement of Graduates

Distance education schools are not required to track job placements and rarely report this data. Three distance education schools voluntarily reported job placement rates. The first school reported a job placement rate in the field of study of 4.8 percent. The second school reported a job placement rate of 33.3 percent. The third school reported a job placement rate of 2.5 percent.

Tuition

Schools report tuition for each program, but the Board does not regulate tuition rates.

Tuition ranged from \$3.44 to \$79.22 per lesson. There is no standard for the length or content contained in each lesson.

Data on Distance Education Schools

Complaints

Number of Student Complaints Against All Schools:	5
Number of Complaints against Distance Education Schools:	0
Number of Schools Involved:	0
Average Amount of Time to Resolve a Complaint:	N/A

The average time to resolve a student complaint over the past 7 years has been 33 days.

Enforcement Actions

Number of Fines Imposed Against All Schools:	3
Number of Fines Against Distance Education Schools	1
Total Amount of Fines:	\$1,000

Note: Fines can be issued for violations that are not related to student complaints. Fines can also be issued for violations identified during staff visits, through advertising, or in applications submitted by the school.