




Fishing is Reel FUN!



Fishing and boating information for fun and safe outdoor experiences.
www.fishandboat.com

Let's Go Fishing!

Fishing is relaxing and fun.

Follow these on-the-water tips for a successful fishing trip:

- Make sure you are comfortable in your boat. Load it evenly so it doesn't tip over when you're fishing. Secure your gear to the boat using straps or bungee cords.
- Check your fishing equipment before you go. Bring your fishing rod and reel, hooks, bobbers, lures and bait.
- Try different types of bait to see what the fish like best. Worms and corn are great baits to try first. You may also want to try a spinner or other type of lure.
- Relax, be patient and enjoy the view from your human-powered boat.



Be a **SMART** Angler



One of the first lessons to teach a new angler is how to be **SMART**. Each letter of that word will help remind you how to be safe, have fun and protect the fish that we love to catch. Share your smarts with your new fishing buddies.

S - Safety first!

- Watch where you are swinging hooks while casting.
- Be careful when walking around steep banks near the water.
- Wear a life jacket when fishing on steep banks or from a boat.

M - Manners are important.

- Don't yell on the water. You could ruin the quiet of nature that others enjoy.
- Don't force people out of fishing spots if they were there first.

A - Appreciate clean water.

The fish live in water, and they have no place else to go. Trash tossed into the water can harm the aquatic life that we enjoy while on the water. Neighbors may not let you fish on their land if you leave trash behind.

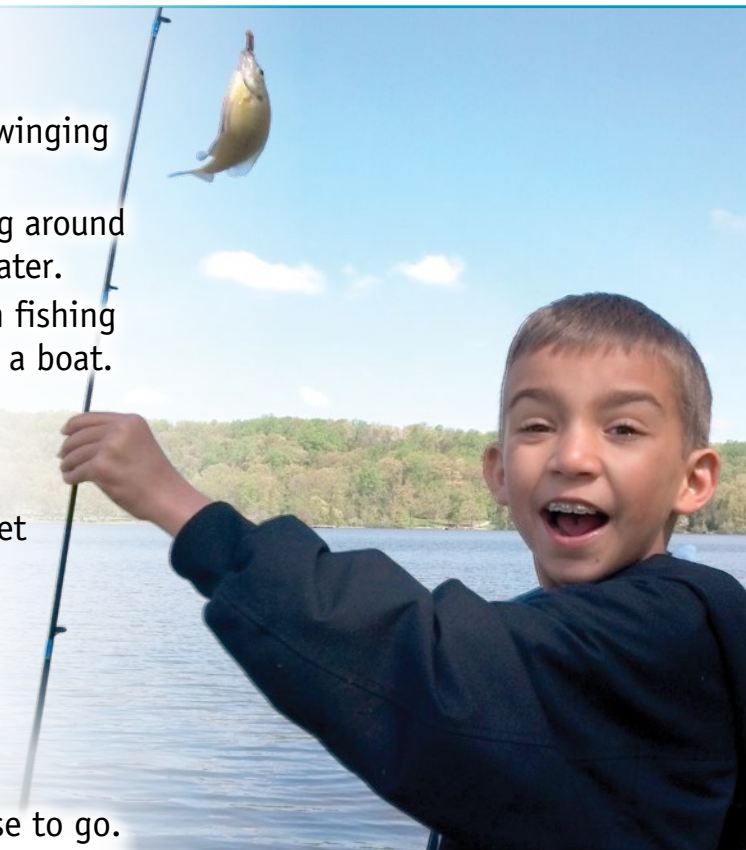


R - Release some or all of your catch.

Do you really need to keep any or all the fish you caught? What will feed your family and friends? It may be better to release some or all of the fish you caught to keep the fish population going in the future.

T - Teach others to be **SMART** anglers.

Imagine that? You will gain a fishing friend, and they will know how to be **SMART** when they go fishing with you.



Getting Started with Sunfish



A great way to get someone “hooked” on fishing is to show the new angler how to catch panfish at a local pond or small lake. You don’t need much equipment to enjoy a day fishing for sunfish.

Here are some items to consider when taking someone fishing for their first time.

- **Fishing rod** – Ultralight fishing rods will make sunfish feel like you are reeling in a monster fish. These rods are sensitive to strikes even from small fish. If your friend can’t afford to buy a rod, take advantage of the Pennsylvania Fish & Boat Commission’s Fishing Tackle Loaner Program. One of our partner sites can loan you a rod for the day. Check it out at www.fishandboat.com/Fish/FishingFundamentals.



- **Forceps/narrow pliers** – Many anglers let sunfish swallow the hook on their first fishing trip. Make sure you have pliers or forceps to remove the hook from the tiny mouths of these fish.



**Extirpated - no longer occurs in Pennsylvania.*

There are **17** sunfish species in Pennsylvania:


- Banded Sunfish (endangered)
- Blackbanded Sunfish (considered extirpated*)
- Black Crappie
- Bluegill
- Bluespotted Sunfish
- Green Sunfish
- Largemouth Bass
- Longear Sunfish (endangered)
- Mud Sunfish (considered extirpated*)
- Pumpkinseed
- Redbreast Sunfish
- Redear Sunfish
- Rock Bass
- Smallmouth Bass
- Spotted Bass
- Warmouth (endangered)
- White Crappie

- **Hooks** – What size should we use? Sunfish have small mouths. If you use a hook size that is too small, they can quickly swallow an entire hook. Try fishing with hooks in sizes 12 (smaller) to 8 (larger). Take a variety of sizes, so you can adjust to larger sizes to stop fish from swallowing the hook.
- **Bobbers** – Bobber fishing is a great way to get a friend interested in fishing. You can keep an eye on the bobber to look for fish bites.

Catch a **Panfish** with a Friend

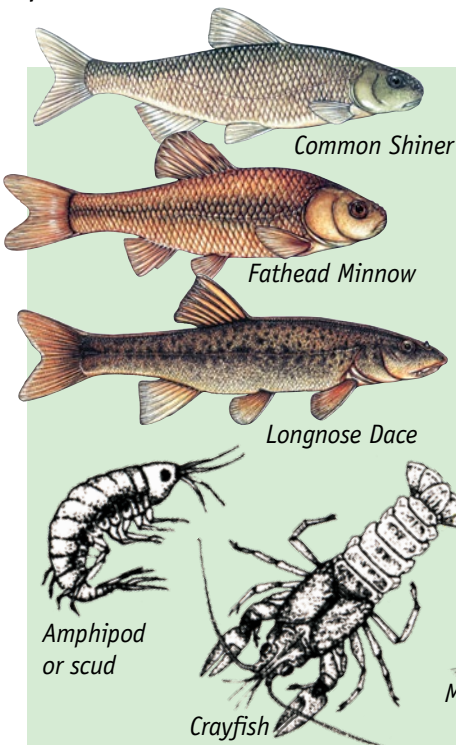
What is a Panfish?

The term panfish describes several species of fish that are small enough to fit in a cooking pan. Many of these species are from the Sunfishes family. Pennsylvania has numerous panfish that you can fish for throughout the state. Some of these panfish are Pumpkinseeds, Bluegills, Yellow Perch and Rock Bass.



Where do they live?

Panfish are everywhere. Many of Pennsylvania's lakes, streams and rivers have healthy populations of panfish. Panfish can often be found in shallow pools, so there are many opportunities to catch them near shore in late spring or early summer. Structures in the water, such as trees, boulders or weed beds, provide homes for panfish. These structures are good places to catch panfish.



What do they eat?

Panfish aren't picky, and they will eat minnows, scuds, crayfish, insects and worms. Their competitive nature for food makes them fun and easy to catch.



Why Do We Have Fishing Regulations?

Pennsylvania law states that people age 16 and over must have a current fishing license to fish (unless otherwise excused). In addition to this law and other laws related to fishing, Pennsylvania Fish & Boat Commission (PFBC) establishes fishing regulations. These are the basic rules that you must follow when you fish. Some of these regulations specify what, when and the size of the fish you may keep or harvest.

Seasons

Regulations that identify when you may harvest fish are called seasons. Some fish species may always be no-harvest; they have no open season. Other species have an open season, and that is when you may keep them to eat. The time when you cannot keep these species is called the closed season. Species caught during their closed season must be released immediately unharmed. In some cases, closed seasons are in place to protect fish populations. Often the closed season is during the spawning period.



Minimum

Minimum sizes are often in place to protect juvenile fish. Minimum sizes are set to allow fish to grow and become reproducing adults. Nearly all gamefish have a minimum size regulation. Fish such as bass, Walleyes, Northern Pike and Muskellunge take longer to become adults. The minimum size for these species is based on the length of a 3- or 4-year-old fish. Other species including Bluegills, Yellow Perch and crappies spawn at a younger age and in large numbers. These fish don't have a minimum size on most waters.

Creel Limits

Daily creel limits are established to keep people from harvesting too many fish. Limits help to ensure that there are enough fish to catch in the future. Harvesting too many fish can greatly reduce the population of that species. Fish like Muskellunge have lower creel limits, because they grow slowly and have few offspring. Panfish have higher creel limits, because there are more of them, and they grow fast.



The Off-season

Professional sports take time off during the year, and this is called the off-season. Some anglers take time off too, especially during the winter months. Some anglers brave the cold and enjoy catching fish through the ice or fishing their favorite river or stream. Others use this time to make repairs, tie flies, build rods, visit sports shows or catch-up on their fishing-related reading.



No Open Season

Threatened and endangered species have no open season. The same is true of species that the Commission and others are working to restore, such as American Shad in the Susquehanna River. There is no open season on Smallmouth Bass and Largemouth Bass on some sections of the Juniata and Susquehanna rivers. These regulations are in place to protect the remaining population.

Special Regulations

The Commission often sets special regulations to enhance fishing opportunities or create a unique experience. Some special regulations are set to provide anglers the opportunity to catch trophy or larger fish. There are also waters where anglers can only use certain types of fishing gear. In these areas, anglers are only permitted to fly fish or use artificial lures.

For current regulations and information, see the *Pennsylvania Fishing Summary*. You can view an online version at www.fishinpa.com or on the Commission's website at www.fishandboat.com.

'Tis the Season - All Year Long

Here is a look at what fish are "in-season" in Pennsylvania.

Regulations stated below are based on regulations for **Inland Waters**.*

Angler's Year-Round Calendar

All Species of Trout and Salmon

Regional Opening Day of Trout Season is 8 a.m. on the first Saturday after March 28 to midnight Labor Day and includes only those waters in 18 southeastern counties and two waters crossing from those counties listed in the Regional Opening Day of Trout Season Program. Minimum size is 7 inches; daily limit is 5 (combined species) except areas with special regulations.

Regular Season for the balance of all other Commonwealth Inland Waters is 8 a.m. on the first Saturday after April 11 to midnight Labor Day; minimum size is 7 inches; daily limit is 5 (combined species) except areas with special regulations.

Extended Season is statewide on stocked trout waters and all waters downstream of stocked trout waters 12:01 a.m. the day after Labor Day to midnight the last day of February of the following year; minimum size is 7 inches; daily limit is 3 (combined species), except areas with special regulations or designated Class A.

Extended Season: Class A wild trout stream sections are no harvest - catch and release only. Streams are listed at www.fishandboat.com/classa.pdf.



Brook Trout



Rainbow Trout



Brown Trout

Bass – Largemouth, Smallmouth and Spotted (Lakes)

January 1 to midnight the day before the first Saturday after April 11 and November 1 to midnight December 31; minimum size is 15 inches; daily limit is 4 (combined species).

12:01 a.m. the first Saturday after April 11 to 12:01 a.m. the first Saturday after June 11; no harvest – catch and immediate release only (no tournaments permitted).

12:01 a.m. the first Saturday after June 11 to midnight October 31; minimum size is 12 inches; daily limit is 6 (combined species).



Largemouth Bass



Smallmouth Bass

Bass – Largemouth, Smallmouth and Spotted (Rivers and Streams)

January 1 to midnight the day before the first Saturday after April 11 and October 1 to midnight December 31; minimum size is 15 inches; daily limit is 4 (combined species).

12:01 a.m. the first Saturday after April 11 to 12:01 a.m. the first Saturday after June 11; no harvest – catch and immediate release only (no tournaments permitted).

12:01 a.m. the first Saturday after June 11 to midnight September 30; minimum size is 12 inches; daily limit is 6 (combined species).



Spotted Bass

Muskellunge and Muskellunge Hybrids

Open year-round; minimum size is 40 inches; daily limit is 1.



Muskellunge

For each of these species, special regulations may also apply. The regulations on these waters will be different.

Special regulations are set for different seasons, sizes, creel limits or the type of equipment permitted.

Pickereel

Open year-round; minimum size is 18 inches; daily limit is 4.

Chain Pickerel



Northern Pike

Open year-round; minimum size is 24 inches; daily limit is 2.



Northern Pike

Walleyes, Saugeye (Hybrids) and Sauger

January 1 through March 14; and 12:01 a.m. the first Saturday in May to midnight, December 31; minimum size for Walleyes and Saugeye (Hybrids) is 15 inches; daily limit is 6. Minimum size for Sauger is 12 inches; daily limit is 6.



Walleye



Sauger

American Shad

Unlawful to take, catch or kill American Shad, in the Susquehanna River and all its tributaries.

Open year-round - Lehigh River, Schuylkill River** and tributaries; no minimum size; daily limit is 3.



American Shad

River Herring

River Herring (Alewife and Blueback Herring) has a closed year-round season with zero daily limit applied to Susquehanna River and tributaries, Lehigh River and tributaries, Schuylkill River and tributaries, West Branch Delaware River, Delaware River, Delaware estuary, Delaware River tributaries upstream to the limit of the tidal influence, and Conowingo Reservoir.


Striped Bass and Striped Bass/White Bass Hybrids

Open year round; minimum size is 20 inches; daily limit is 2 (combined species).

Sunfish, Yellow Perch, White Perch, Crappies, Catfish, Rock Bass, Suckers, Carp, White Bass, Bowfin and other gamefish not otherwise listed.

Open year-round; no minimum size; daily limit is 50 (combined species).

Black Crappie



Bluegill

Yellow Perch

NOTE: For Bass regulations, power dam pools and recreational dam pools on the Susquehanna River and navigational dam pools in the Ohio drainage are "rivers." It is unlawful to conduct a fishing tournament on the North Branch, West Branch or main stem of the Susquehanna River that allows a tournament angler to harvest black bass.

NOTE: Stocked trout waters are closed to fishing from March 1 to the opening day of the regular trout season in April, unless included in the **Regional Opening Day of Trout Season Program or Stocked Trout Waters open to Year-Round Fishing Program.**

*Regulations summarized here are subject to change. Check your *Pennsylvania Fishing Summary* for more information.

**Lehigh River upstream of the first dam in Easton, Pennsylvania and its tributaries and the Schuylkill River upstream of the I-95 Bridge and its tributaries. NO HARVEST - Catch and immediate release only.

Fishing is Fun!

Follow the "Tackling a Tackle Box!" list, and create your very own tackle box.

Tackling a Tackle Box!



Hooks



Sinkers

Bobbers



Fingernail Clippers



Needle-nose Pliers

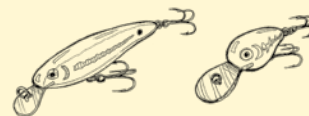
Jigs



Spinners



Crankbaits



Surface Lures



Fish Stringer



Measuring Tape

Extra Fishing Line Spool

Sunglasses

Small First Aid Kit





Mini First Aid Kit

Here's a great way to keep a few adhesive bandages in your tackle box (or bookbag, bike bag or even in the family car).

Here's what you need:

- 1 tube of M&M Minis
- A few adhesive bandages
- A wipe in a packet (like a "Wet Ones")
- 4 quarters (or more)
- 1 small whistle (optional)
- Tweezers (optional, but a good idea)



Steps:

1. Eat the M&M Minis.
2. Put all other items in the tube, close it and put your

new mini first aid kit in your tackle box.

Use the wipe to clean a wound before you put on the bandage and the



tweezers to remove splinters or thorns. And if you need a snack or drink, you'll have the quarters.

These are great little first aid kits. You may want more than one.

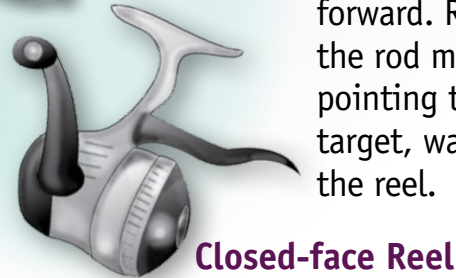
Casting Practice

Spinning Gear

Open-face reel: Hold your rod at waist level with the reel below the rod. Hook the line with your forefinger and open the bail. Pull the rod tip back to your shoulder and quickly bring it forward. Release the line with your finger as the rod moves forward. While pointing the rod tip at your target, watch the line flow off the reel.



Closed-face reel: Hold your rod at waist level with the reel above the rod. Hold the button and quickly bring the rod tip back to your shoulder and bring it forward. Release the button as the rod moves forward. While pointing the rod tip at your target, watch the line flow off the reel.



Fly-fishing Gear

The overhead cast is two casts in one, a back and a forward cast. Timing and rod speed determines how far you can cast.

Back Cast

- **Tension**-Take some of your line off of the reel and out of the tip of the rod. Hold your rod parallel to the ground at chest height with no slack in the fly line.
- **Acceleration**-Lift the rod back and overhead, moving your hand and rod upward.
- **Stop**-Come to an abrupt stop. This allows the rod to unload and create the loop that will carry your fly and send the line in the direction of your rod tip.



Forward Cast

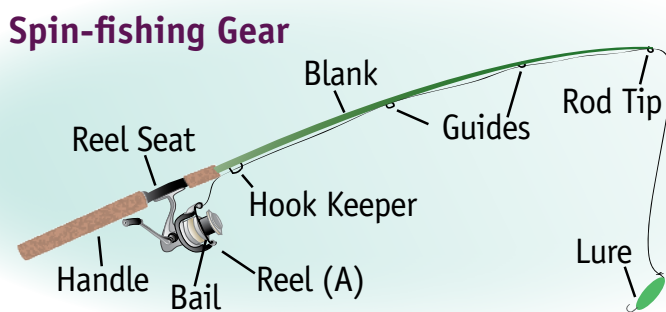
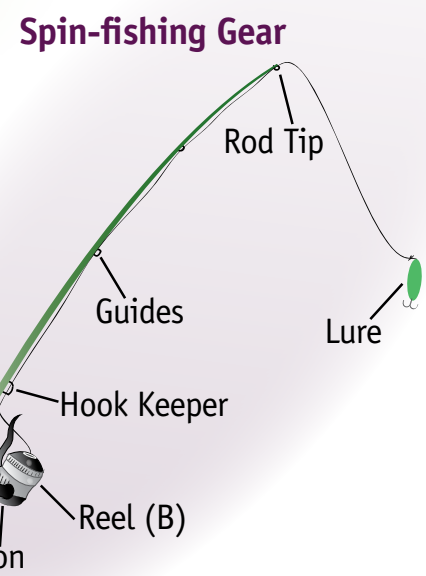
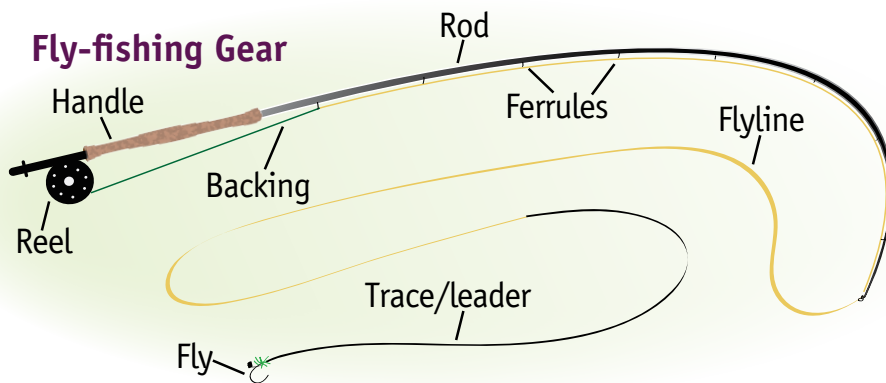
The forward cast begins where the back cast ends. The abrupt stop overhead will send the fly line behind you and provide the tension to start the forward cast. To complete the cast, accelerate your hand and rod forward to the starting position, coming to an abrupt stop. The rod will unload and carry the line towards your target.



Get Gear-ed Up for Trout

Fly- and spin-fishing gear have the same parts but are designed to cast in two different ways. Take a close look at the gear below. What are some similarities and what are some differences?

Differences	Fly-fishing Gear	Spin-fishing Gear
Rod	Longer, lighter, flexible	Shorter, heavier, less flexible
Line	Fly line-braided nylon coated with PVC and transparent leader system, capable of casting lightweight flies	Monofilament-single strand of plastic line that is carried by heavier lures
Reel	Simple design that stores line, provides drag and counterbalances the long fly rod	(A) Open spool with a bail (B) Closed spool with a trigger
Casting	The fly and leader are along for the ride as the fly line carries them to the intended target	The line is along for the ride as the weight of the lure carries the line through the guides to the intended target
Flies vs. lures	Flies (dry flies, nymphs, emergers or streamers) made with feathers, fur, thread and other lightweight materials	Natural bait or lures made with plastic, metal, wood or other materials



What are the Differences?

Wild Brook Trout

FALL

- Adult females (2 to 5 years of age) select clean gravel to create a nest called a redd.
- Female trout lay less than 100 to 1,000 eggs.
- About 1 to 2 percent of the eggs will survive.



WINTER

- The fertilized eggs develop.
- Within about 2 weeks, the egg develops eyes (eyed egg-stage).
- The egg gets oxygen from the water flow around it.
- Nutrition for the trout comes from the egg yolk.
- At this stage, the trout are very sensitive to changes in water temperature and quality.



SPRING

- Developing eggs, still in the redd, hatch from February to March.
- Fry live off the yolk sac.
- Between March and April, after absorbing the yolk sac, the "swim-up" fry emerge from the gravel to begin eating small insects and plankton.



SUMMER

- Fingerlings are active along calm edges of runs and riffles and hide among rocks, tree roots and grasses.
- Trout are 2 to 3 inches long by the end of summer.



Wild Brook Trout

Hatchery-raised Brook Trout

FALL

- Pennsylvania Fish & Boat Commission hatcheries collect eggs from 2- to 4-year-old "brood stock" trout.
- On average, about 4,000 eggs are produced from a female trout.
- Eggs are mixed with sperm/"milt" from a male trout.
- Eggs are placed in indoor hatching trays.
- Eggs hatch in about 44 days in 50-degree F water.

WINTER/EARLY SPRING

- It takes 2 to 4 weeks for the sac fry to absorb the yolk sac.
- When the yolk sac is absorbed, the "swim-up" fry are moved to indoor tanks
- Tanks hold about 50,000 fry.

SPRING

- After 8 to 10 weeks, most of the fingerlings are moved outside into raceways.

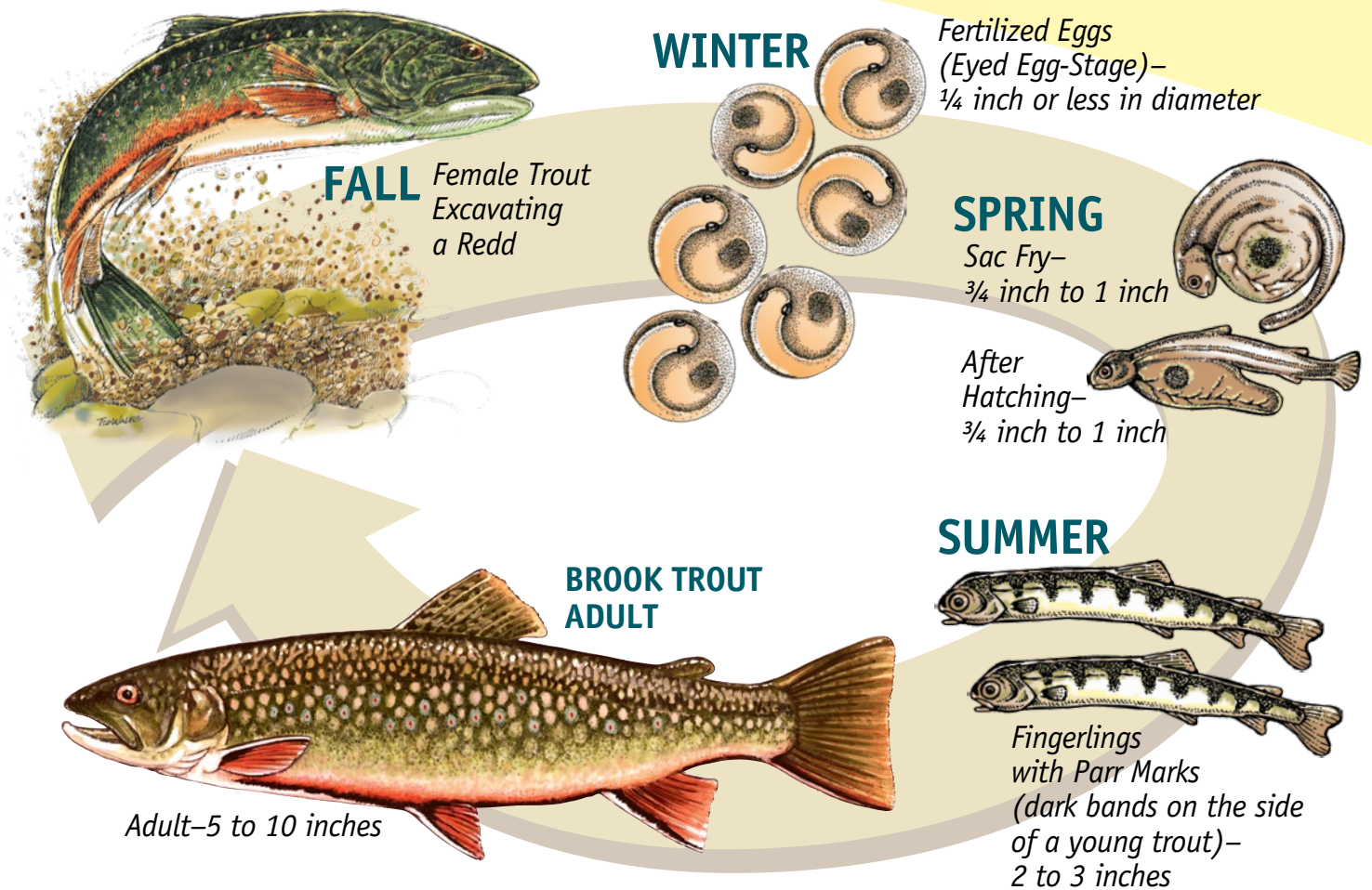
SPRING/WINTER

- Trout are fed pellets for 12 months and grow 11 to 12 inches long.

THE FOLLOWING SPRING

- Trout are weighed, counted and loaded into stocking trucks.
- Trucks hold a maximum of 3,500 10-inch trout.
- PFBC staff stock the trout with help from volunteers.

Wild Brook Trout Life Cycle



Brook Trout eat aquatic and land insects, other fish, crustaceans, worms and more. Learn what they eat during each life stage in the wild and in a hatchery.

Wild Brook Trout

Egg: nutrients from the yolk

Sac Fry: nutrients from the yolk sac

Fry: plankton and other microscopic organisms in the stream

Fingerling: aquatic insects (like: stoneflies, mayflies and caddisflies) as well as land insects (like: ants, beetles and grasshoppers) and small fish

Adult: other fish, aquatic and land insects.

Hatchery-raised Brook Trout

Egg: nutrients from the yolk

Sac Fry: nutrients from the yolk sac

Fry: granular food about the size of black pepper

Fingerling: granular food about the size of cornmeal

Adult: granular food pellets about the size of Grape Nuts cereal

Finding Trout Waters

Pennsylvania provides many options for trout anglers including stocked lakes and small, native streams. Sometimes the biggest

problem is trying to figure out where you want to go fishing. The information below will help you decide where to fish for trout.

Pennsylvania's Best Fishing Waters

Visit www.PaBestFishing.com to find the best places to fish in Pennsylvania. This web page makes it easy to find waterways with public access and higher catch rates. The categories include wild and stocked trout. Just pick your favorite trout fishing spot and enjoy.



Stocked Trout Waters

Are you looking to find a local stocked stream or lake? Check out the *Pennsylvania Fishing Summary* at www.fishinpa.com or visit the stocking schedule at www.fishandboat.com/stocking. The *Pennsylvania Fishing Summary* provides a list of stocked trout waters. The online stocking schedule provides information on where the sections of stocked trout waters are located, when they will be stocked and what type of trout are stocked.

Class A Wild Trout Waters

Do you want to chase wild trout? Look through our Class A Wild Trout list at www.fishandboat.com/Fish/PennsylvaniaFishes/Trout. These streams support a population of naturally reproducing trout, which can help maintain long-term sport fishing. The list is updated as new streams are added, which will help provide you with a lifetime of memories.



Interactive County Maps

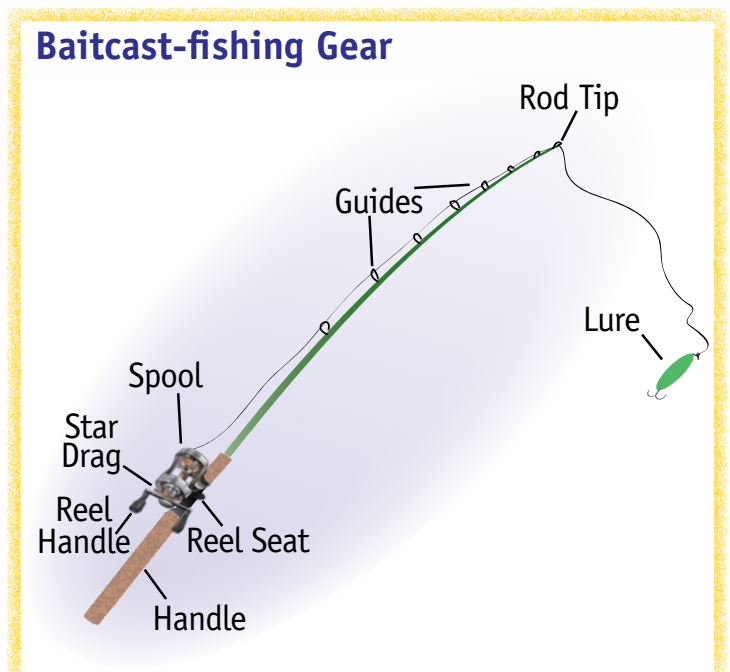
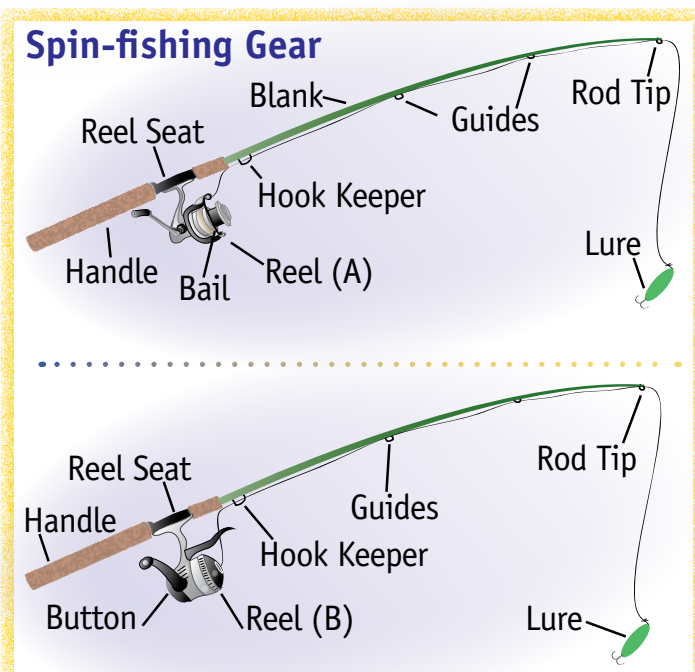
While online, be sure to visit our interactive maps page at www.fishandboat.com/locate. This web page provides an easy way to view the stream sections on a map, which will help you plan your next fishing trip. See the back cover for information on PFBC's mobile app.

Bass Basics - Rods and Reels

Purchasing bass fishing equipment can seem overwhelming due to the large variety of products available. Keeping it simple is

the best way to start. Let's take a look at some different types of rods and reels often used for bass fishing.

Differences	Spin-fishing Gear	Baitcast-fishing Gear
Reel	<ul style="list-style-type: none"> • (A) Open spool with a bail • (B) Closed spool with a trigger • Suspended underneath rod • Spool does not spin while casting • Line is drawn out by the weight of the lure 	<ul style="list-style-type: none"> • Located on top of rod • Spool rotates while casting • Timing is important to cast lure to a location
Benefit	<ul style="list-style-type: none"> • Great for variety of tackle, both lures and live bait • Useful for light tackle 	<ul style="list-style-type: none"> • Accuracy is the main advantage
Drawbacks	<ul style="list-style-type: none"> • Difficult for casting large lures • Not as accurate to cast as baitcasting reels 	<ul style="list-style-type: none"> • Less useful with variety of baits and lures • More skill needed to use • Spool can send out too much line and create knots



Bass Basics - Lures and Rigging

Bass like lures that mimic the prey they feed on. Lures that shake or wiggle will catch their attention including minnow

crankbaits, rubber frogs, rubber worms rigged Carolina-style, spinnerbaits and surface plug poppers.

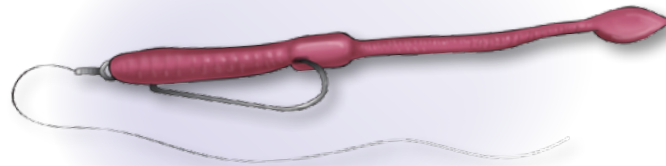
minnow crankbait




rubber frog




rubber worm rigged Carolina-style



spinnerbait



surface plug popper



A Note about Knots

Don't forget to tie on your lure with a good knot. For beginners, the improved clinch and Palomar knots are the easiest knots to tie.


Visit our online *Notes on Knots* page to learn about tying knots at www.fishandboat.com/Fish/FishingFundamentals.

Bass Basics - Natural and Live Baits

Crayfish

Crayfish are a staple food for bass, especially crayfish that have molted their exoskeletons. Smallmouth Bass can't resist "softshell" crayfish. Look for newly molted crayfish by finding their old shells along the shoreline.

crayfish



Minnows

Bass can't resist a minnow. Minnows can be tricky to keep alive when placing them on the hook. It takes some practice, but it's worth the extra effort. A lively minnow will draw more attention from hungry bass.

minnow



Hellgrammites

Hellgrammites are the aquatic larval stage of the Dobsonfly and are found under rocks in clean rivers and streams.

Hellgrammites make a juicy treat for bass. Hook them on a jig-head or a regular hook, add a small splitshot sinker to your line, drift on the river or stream bottom, and hold on tight. Be careful when handling hellgrammites, as they may bite.

hellgrammite



A Word about Live Bait

Be sure to check the regulations on collecting live bait, especially for crayfish. The head must be immediately removed behind the eyes upon capture unless used as bait in the water from which taken. This rule and other regulations can be found under the Bait Section page of the current *Pennsylvania Fishing Summary*.

Hooked on Bait

There are many ways to hook your bait after your rig is prepared. Visit www.fishandboat.com/Fish/FishingFundamentals/Documents/tmf_how_to_hook_bait.pdf to learn more about hooking different types of bait.

Fishing from



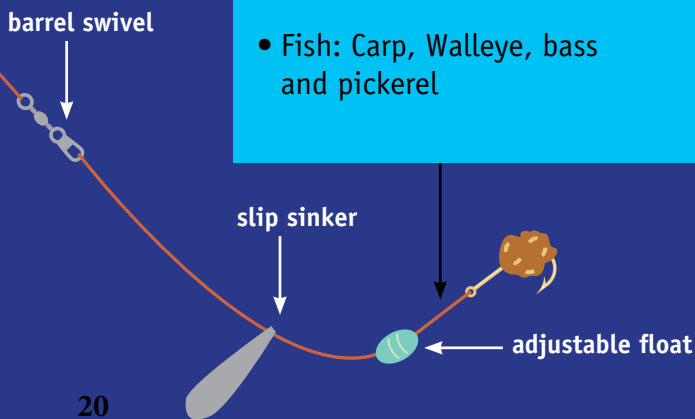
Top-water bait rig

- Tackle: A bobber and hook
- Bait: Grasshoppers, caterpillars, crickets and frogs
- Fish: Panfish, trout, bass and pickerel



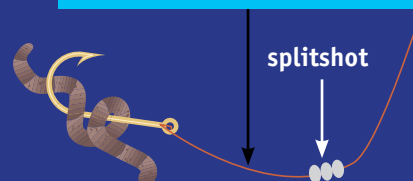
Just off the bottom rig

- Tackle: A barrel swivel, slip sinker, adjustable float and hook
- Bait: Cereal balls, dough balls, minnows and leeches
- Fish: Carp, Walleye, bass and pickerel

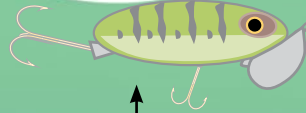


Bottom rig

- Tackle: Some splitshot and a hook
- Bait: Pieces of hot dog, nightcrawlers, chicken liver, cheese balls and crayfish
- Fish: Catfish and bass



Top to Bottom




Top-water

- Lures: Poppers, prop baits and twitch baits
- Fish: Bass, pickerel, Muskellunge and Northern Pike

Mid-water bait rig

- Tackle: A bobber, some splitshot and a hook
- Bait: Minnows, earthworms, nightcrawlers, leeches, meal worms, wax worms and maggots
- Fish: Panfish, trout, bass and pickerel

barrel swivel



Spoons and spinners

- Lures: Spoons and spinners
- Fish: Walleye, Northern Pike, Muskellunge, bass, trout and pickerel

Jigs

- Lures: Marabou, split-tail grub, sassy shad and curly-tailed twister jigs
- Fish: Panfish, trout, bass and Walleye



Boating Safety First

Like motorboats, human-powered boats must obey boating safety laws and regulations.

The following safety equipment must be on board your human-powered boat:

- A life jacket in good condition that fits correctly and is United States Coast Guard-approved.
- A whistle in case you need to call for help.
- A flashlight to use as a navigation light if you will be out at night.

If you rented the boat, make sure you are given the necessary equipment.

Some other important equipment you should take while on a human-powered boat:

- A cell phone.
- An extra paddle in case one breaks or is lost.
- An extra set of clothes in case you get wet or cold.
- A supply of food and water to give you energy and keep you hydrated.
- A bottle of sunscreen and sunglasses to protect yourself from the sun.
- A waterproof container or dry bag to keep your extra clothes and other things dry.
- A first aid kit.
- A small container that can be used to scoop water out of the boat (bailer).
- A throw bag or extra line.
- A spare flashlight or extra batteries (for night boaters).

Wearable Life Jackets




TYPE I

Off-shore life jackets provide over 20 pounds of buoyancy, designed to turn an unconscious person face-up.


TYPE II

Near-shore buoyant vests provide a minimum 15.5 pounds of buoyancy, designed to turn an unconscious person face-up.



TYPE III

Flotation aids provide a minimum 15.5 pounds of buoyancy, not designed to turn an unconscious person face-up; more comfortable for water sports.



TYPE V

Special-use devices must be used in accordance with any requirements on the approval label.



www.WearItPennsylvania.com

Fishing from Kayaks

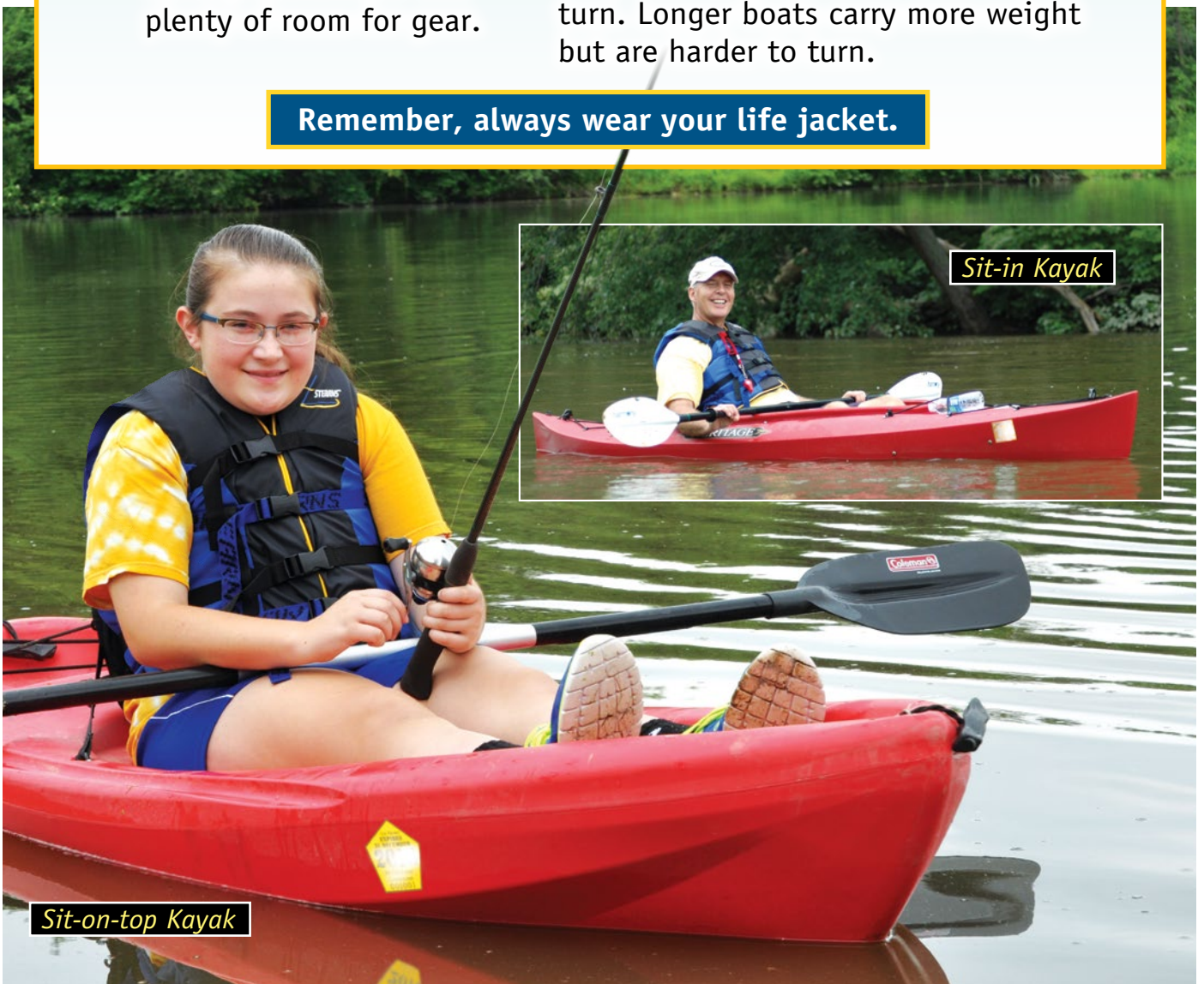
Kayaking has become popular in Pennsylvania. Kayaks are easy to store, transport and paddle. There are many different types of kayaks. They come in many different colors and designs. There are two main types of kayaks.

- **Sit-in kayaks** are boats that you sit in with your legs inside. Look for a comfortable kayak with fishing accessories and plenty of room for gear.

- **Sit-on-top kayaks** are boats where you sit on top and not inside. These are popular with anglers. Most sit-on-top kayaks are self-draining, so you do not have to worry about them filling up with water. These kayaks often have rod holders and other storage for gear. There are magazines, websites and television shows for kayak anglers.

Kayaks of both types come in different lengths. Shorter boats can carry less weight but are easier to turn. Longer boats carry more weight but are harder to turn.

Remember, always wear your life jacket.

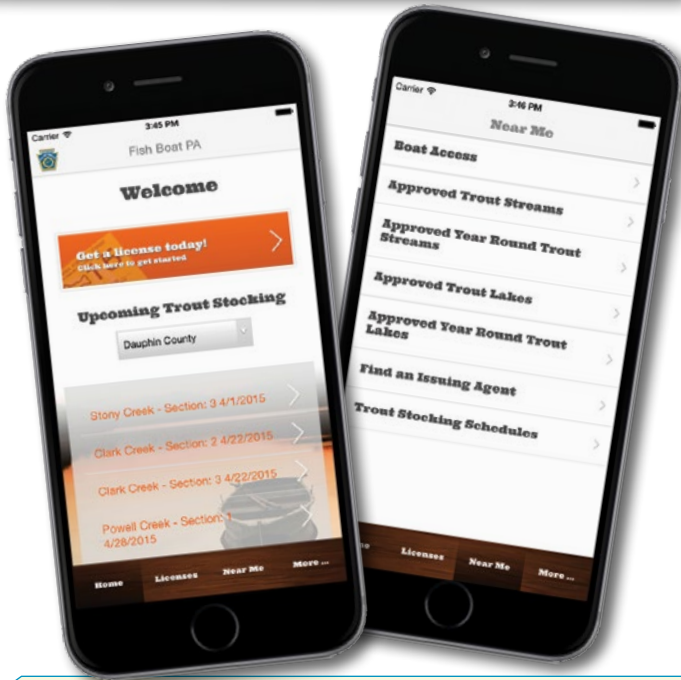


Sit-on-top Kayak

Sit-in Kayak



There's an App for That!



The PFBC developed a mobile app for smartphone users. It can be downloaded through Apple or Android systems. It's a great way to find stocking schedules for the upcoming trout season.

In the fall, Lake Erie steelhead anglers can use the app to find public fishing areas on Lake Erie tributaries. If you want to fish new waters, it has a feature to find waterways near you. It also has a trophy room where you can store all your trophy fish and record their measurements.



Even though technology may seem overwhelming at first, PFBC hopes that you see the benefits of becoming a high-tech angler.

We hope to see you on the streams connecting with people from all over the world.

Go to www.pfbc.pa.gov/mobile.htm to download the free mobile app.

FIND US AT THESE SOCIAL MEDIA SITES:



www.facebook.com/PaFishandBoat



www.twitter.com/fishandboat



www.instagram.com/pafishandboat



www.youtube.com/PaFishandBoat



www.flickr.com/photos/pafishboat

BUY YOUR FISHING LICENSE TODAY!



Anglers can purchase annual, multi-year and youth fishing licenses and license buttons online at:

www.GoneFishingPA.com



TAKE ME FISHING™