



# **Medical Marijuana Advisory Board Meeting**

**Wednesday, November 15, 2023**

**10:30 a.m. – 12:30 p.m.**

# MMAB Agenda

- I. Call meeting to order, announcements and roll call
- II. Approval of the previous meeting's minutes – September 6, 2023
- III. Program Update
- IV. Old Business
  - a. Board assignments, updates and requested agenda topics:
    - i. Subcommittee updates:
      - Medical Review – Vacant, Subcommittee Chair
        - Discussion of SMC Application for CH 20 Research Application
      - Patient and Caregiver – Diana Briggs, Subcommittee Chair
      - Regulatory Review – Christine Roussel, Pharm.D., R.Ph., Subcommittee Chair
        - Submission of report regarding addition of podiatrist to the list of practitioners who can certify Medical Marijuana Patients in PA
      - Medical Research – Bhavini Patel, Subcommittee Chair
        - Discussion of Organic Remedies' presentation regarding the findings of the research initiative
- V. New Business
  - I. Protections for healthcare provider administration of state regulated medical marijuana products – Christine Roussel, PharmD., BCOP, BCSCP
- VI. Additional Discussion/Q&A
- VII. Adjournment

# Medical Marijuana Program Update

## Program

# Medical Marijuana Program Update

## Program Metrics

# Medical Marijuana Program Updates

- Product Approval Submissions, Strain Names, and Forms
- Aggregate Data Effort
- OMM Staffing
- Dispensaries per County
- Program Metrics

# Medical Marijuana Program Updates

## Program Data

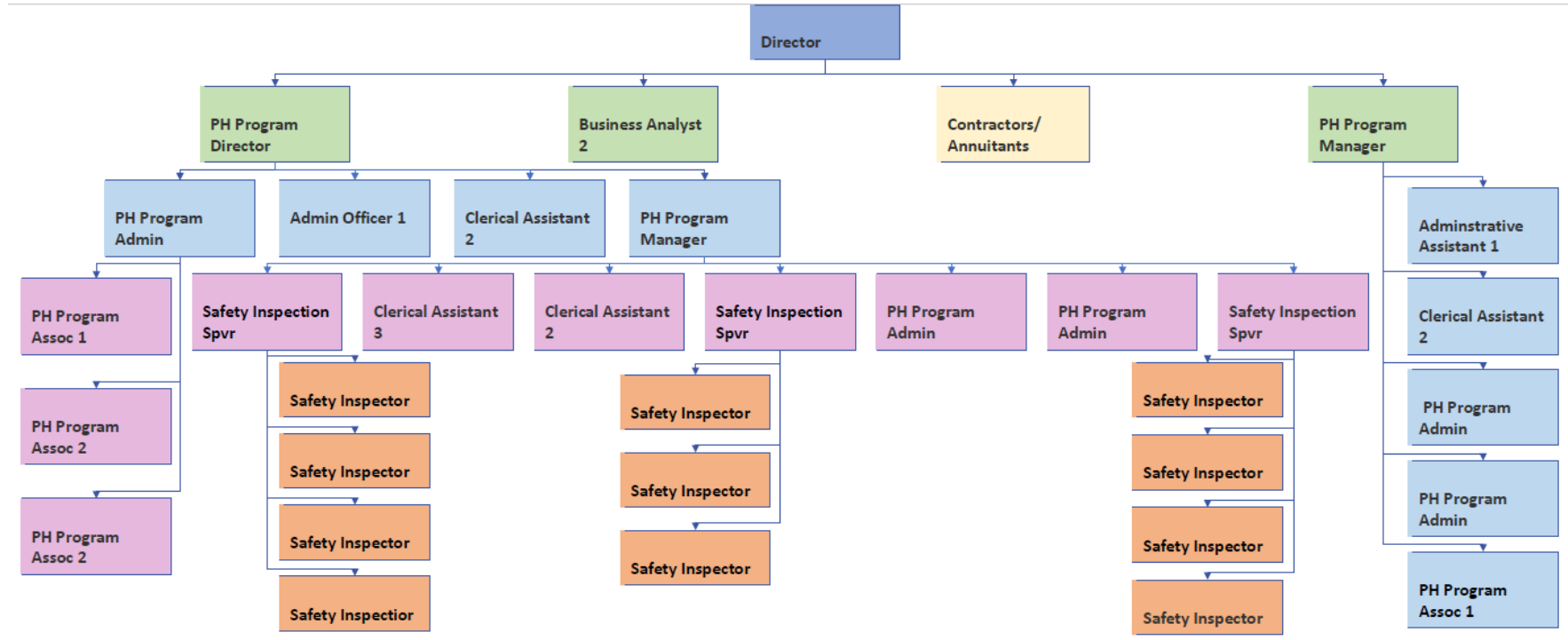
Pennsylvania's Medical Marijuana Program (Program) was created by the Medical Marijuana Act (Act), which was signed into law on April 17, 2016. 35 P.S. §§ 10231.101-10231.2110. The Act requires Program to maintain data electronically, including through use of patient and practitioner registries, and an electronic tracking system (ETS) for all phases of medical marijuana, from seed to sale. The Act also contains strict confidentiality provisions relating to patient, caregiver, and practitioner information and the furtherance of Program's commitment to transparency. When permitted under the law, Program will make this data here in one single, easy-to-find location.

'Program Update' Data Presented to Advisory Board

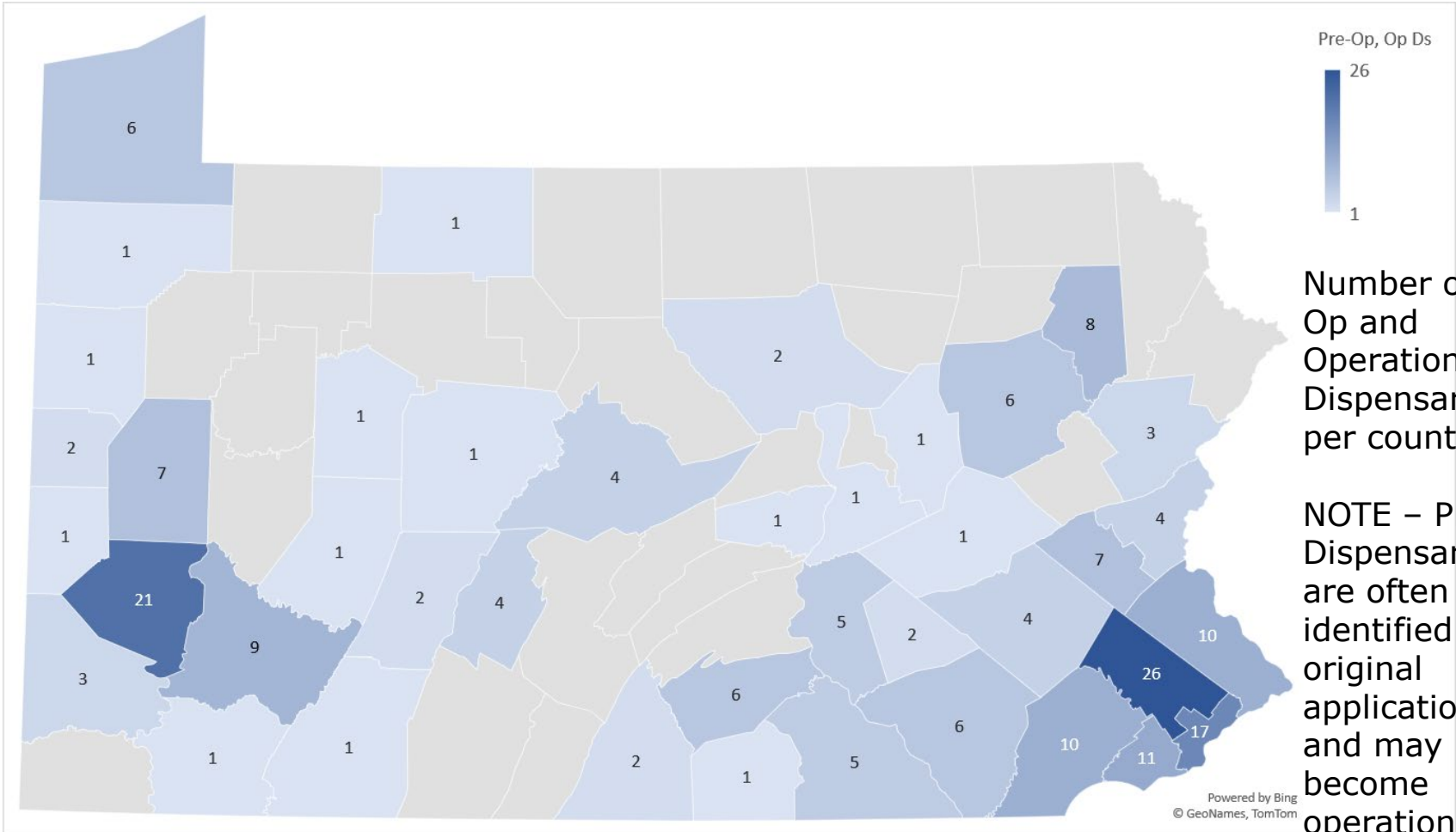
Aggregate Medical Marijuana Organization Transaction Data

	A	B	C	D	E	F	G	H
1	Please note that known and unknown data integrity errors in the seed-to-sale system from a combination of factors, including data entry and required MJ Freeway modifications from 2017 to date, may be present in the below Aggregate Medical Marijuana Organization Transaction Data.							
2								
3		<b>The amount and price of medical marijuana sold by Grower/Processors (Wholesale)*</b>		<b>The amount and cost of medical marijuana purchased by Dispensaries (Wholesale)*</b>		<b>medical marijuana sold by Dispensaries (Retail)**</b>		<b>*Reflects total products (Unit price/cost) for calendar quarter **Reflects total products (Unit dollar value) for completed duration</b>
4	<b>Calendar Quarter</b>	<b>Amount</b>	<b>Price</b>	<b>Amount</b>	<b>Cost</b>	<b>Amount</b>	<b>Dollar Value</b>	
5	2023-Q3	8,397,833	\$168,164,581	8,397,833	\$168,164,581	8,458,369	\$387,066,047	
6	2023-Q2	8,487,576	\$172,420,349	8,487,576	\$172,420,349	8,316,147	\$382,878,101	
7	2023-Q1	8,237,102	\$163,602,459	8,237,102	\$163,602,459	7,946,646	\$368,396,458	
8	2022-Q4	8,014,967	\$163,157,511	8,014,967	\$163,157,511	8,073,744	\$382,896,690	
9	2022-Q3	7,316,396	\$159,223,244	7,316,396	\$159,223,244	7,506,866	\$365,170,220	
10	2022-Q2	7,355,703	\$176,025,041	7,355,703	\$176,025,041	7,111,558	\$364,236,279	
11	2022-Q1	7,296,988	\$192,371,059	7,296,988	\$192,371,059	6,492,398	\$344,712,866	
12	2021-Q4	6,505,509	\$184,856,005	6,505,509	\$184,856,005	6,886,548	\$363,382,561	
13	2021-Q3	6,690,896	\$200,129,263	6,690,896	\$200,129,263	6,556,017	\$349,588,483	
14	2021-Q2	6,545,977	\$205,909,858	6,545,977	\$205,909,858	6,341,747	\$341,032,201	
15	2021-Q1	5,758,763	\$179,257,820	5,758,763	\$179,257,820	5,624,039	\$299,435,460	
16	2020-Q4	5,467,094	\$156,988,065	5,467,094	\$156,988,065	5,004,207	\$261,875,565	
17	2020-Q3	4,293,314	\$113,396,702	4,293,314	\$113,396,702	4,672,176	\$241,203,818	

# Medical Marijuana Program Update



# Medical Marijuana Program Update





# Program Metrics as of 10/31/2023

**433,638** Active Patient  
Certifications

- **00.2%** Minors
- **87.3%** 18 to 65
- **12.4%** Over 65

**9,435** Active Carded  
Caregivers

**\$293,573** MMAP Phase 3  
Financial Benefit Given

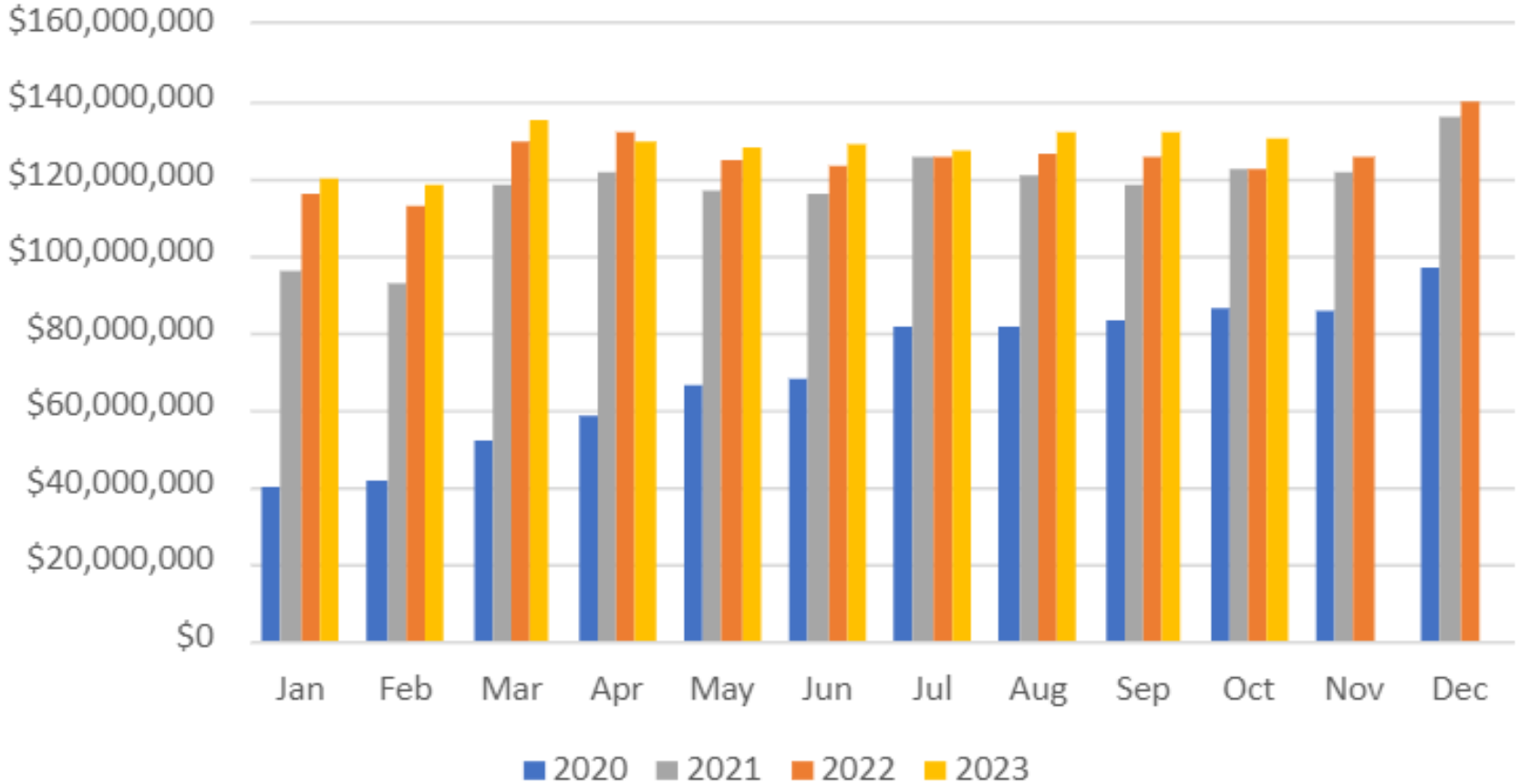
**1,909** Approved  
Practitioners

**176** Operational  
Dispensaries

**33** Operational  
Grower/Processors

# Medical Marijuana Program Update

## Dispensary Sales by Month Since Jan 2020

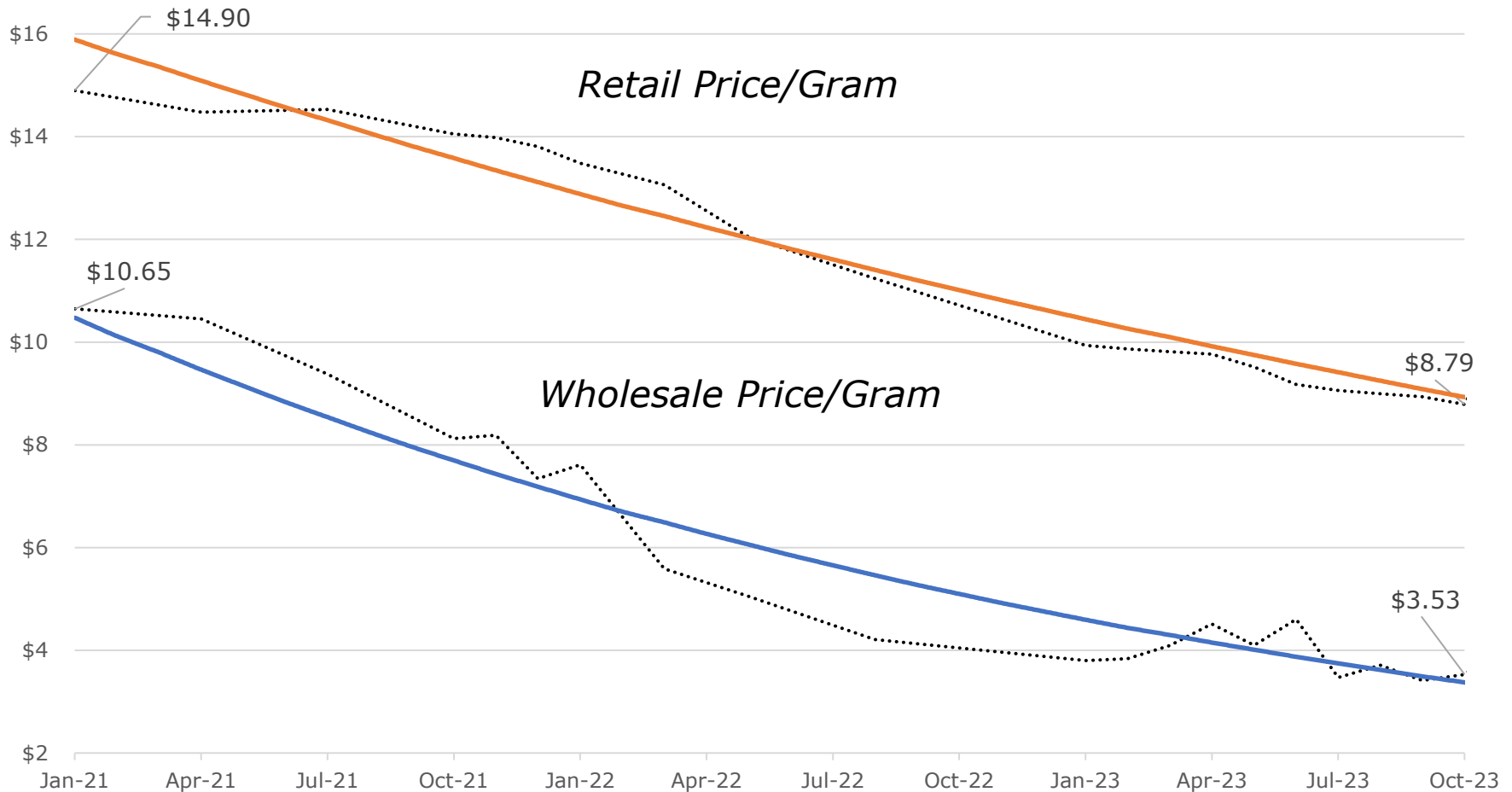


*\$5.3 Billion Sales Program-to-Date*



# Medical Marijuana Program Update

## Dry Leaf Retail and Wholesale Pricing Details



# Old Business

## I. Old Business

### a. Board assignments, updates and requested agenda topics:

#### i. Subcommittee updates:

- **Medical Review** – Vacant, Subcommittee Chair
  - Discussion of SMC Application for CH 20 Research Application
- **Patient and Caregiver** – Diana Briggs, Subcommittee Chair
- **Regulatory Review** – Christine Roussel, Pharm.D., R.Ph., Subcommittee Chair
  - Submission of report regarding addition of podiatrist to the list of practitioners who can certify Medical Marijuana Patients in PA
- **Medical Research** – Bhavini Patel, Subcommittee Chair
  - Discussion of Organic Remedies' presentation regarding the findings of the research initiative

# New Business

- Protections for healthcare provider administration of state regulated medical marijuana products

# Additional Discussion/Q&A

- Labeling Standards
- Resources
- Other topics for discussion?

# Adjourment

- Next Meeting is **January 24, 2024.**
- 2024 Dates:
  - January 24
  - March 20
  - May 22
  - July 24
  - September 18
  - November 13
- Thank you!