

2022 Annual Report | Fatal and Non-Fatal Drug Overdoses in Pennsylvania

5,164

Any Drug Overdose Deaths in 2022

4%

DECREASE in total overdose deaths from 2021

14 people,

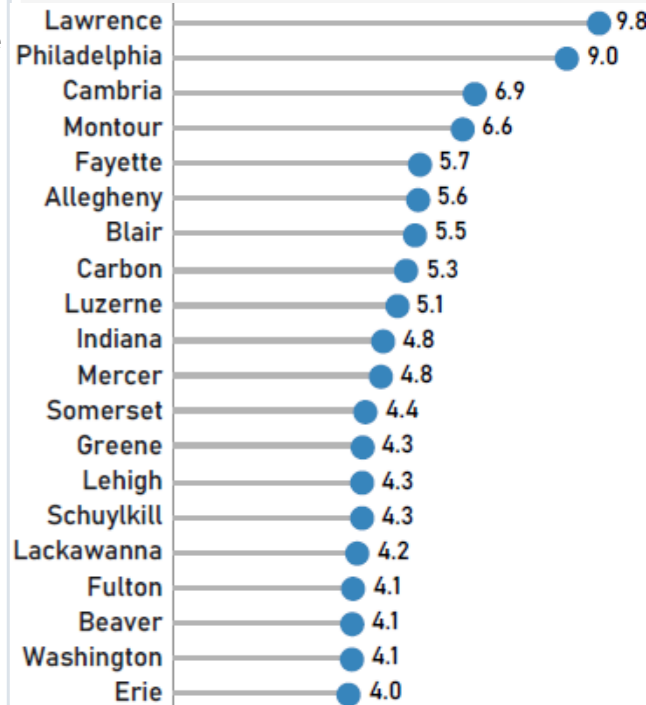
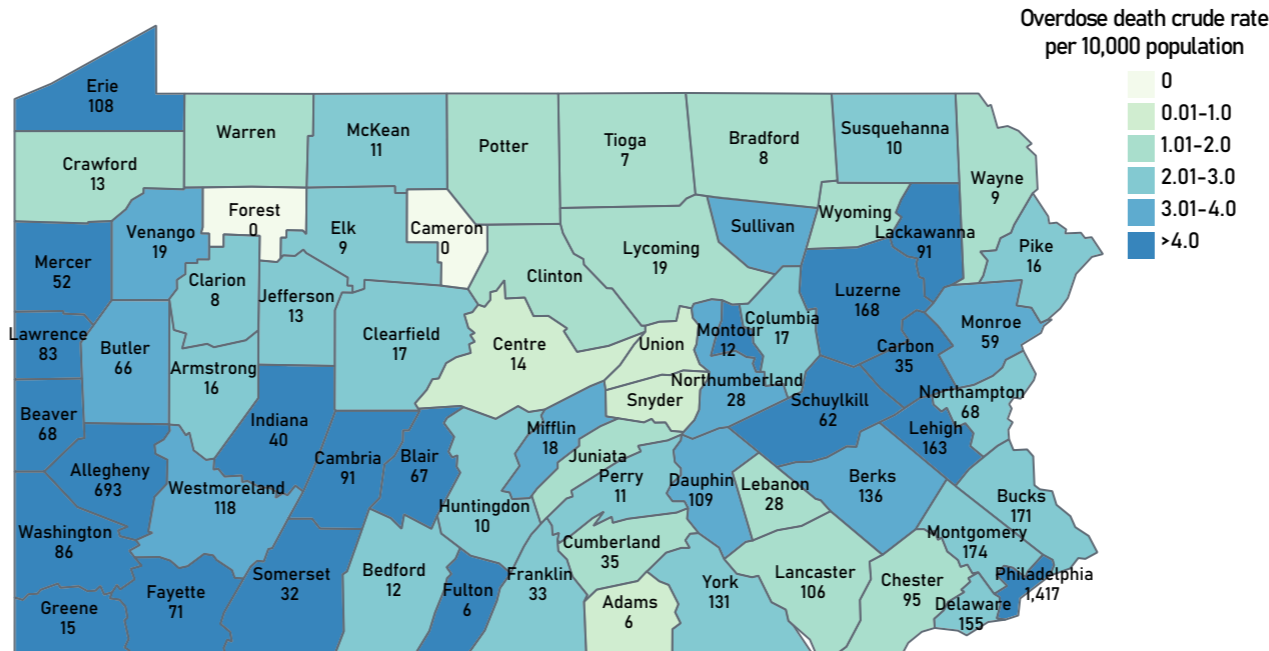
on average, died every day from an overdose.

In 2022, the state average Any Drug overdose death rate was 3.98 deaths per 10,000 population, substantial differences in the rate exist across Pennsylvania's 67 counties.

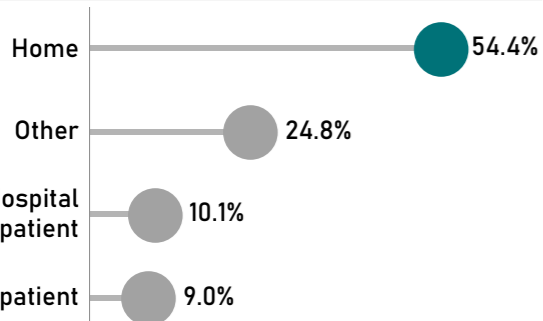
County-level counts of Any Drug overdose deaths

There were 20 counties with crude death rates higher than the state average.

Overdose death crude rate per 10,000 population



Of all drug overdose deaths, 54.4% occurred at the decedent's own home. Percent of Any Drug overdose deaths by death location




ED: Emergency Department; Locations accounting for <2% of overdose deaths were excluded.

Any Drug overdose deaths include overdoses from illicit, prescription, or over-the-counter drugs, and exclude alcohol-only related overdoses. Counts do not include suicides or homicides where someone intended to harm another person by poisoning.

Rates were calculated using population denominators from the United States Census Bureau Population Estimates, Vintage 2023. Data is current as of October 2024.

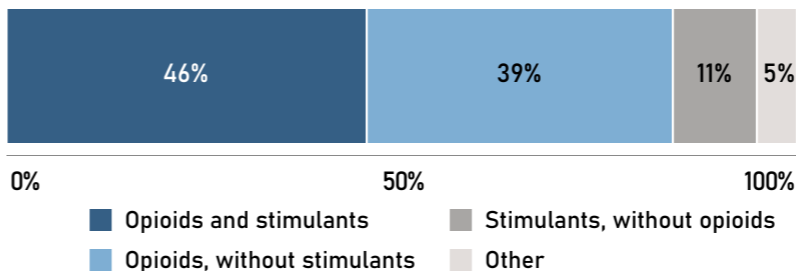
Fentanyl, a synthetic opioid, contributed to death in 78% of all fatal overdoses.¹

Percent of fentanyl-involved deaths



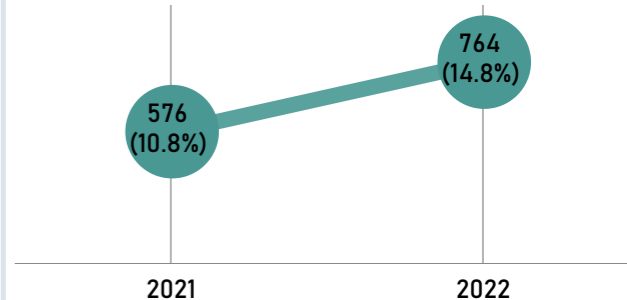
46% of Any Drug overdose deaths involved the combination of opioids and stimulants.^{1,2}

Percent of Any Drug overdose deaths by drug combination



In 2022, Xylazine contributed to death in 32.6% more fatal overdoses than in 2021.^{1,3}

Count of xylazine-involved deaths (percent of total)

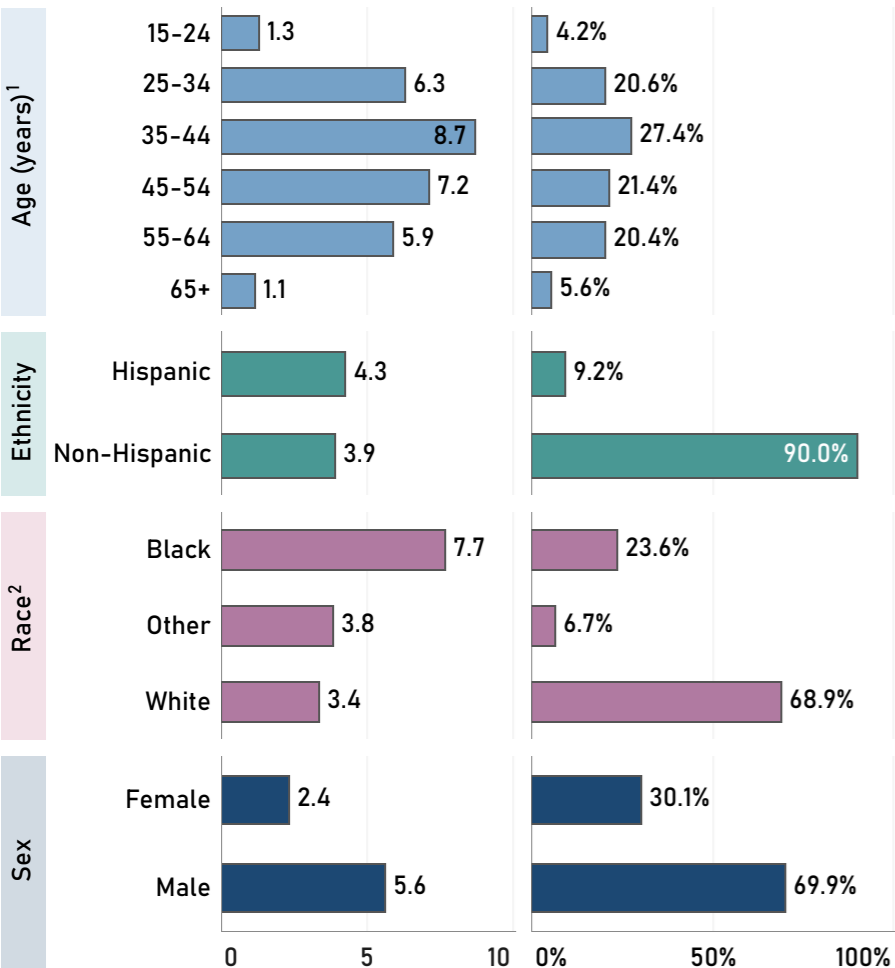


1) Overdose deaths can involve more than one substance, 2% of overdose deaths are missing toxicology data. 2) Opioid deaths had at least one opioid as cause of death (fentanyl, heroin, prescription opioids, and any other opioid). Stimulant deaths had at least one stimulant as cause of death (cocaine, amphetamines, central nervous stimulants, and any other stimulant). 3) Not all standard toxicology testing includes xylazine, counts are likely under-reported.

2022 Annual Report | Fatal and Non-Fatal Drug Overdoses in Pennsylvania

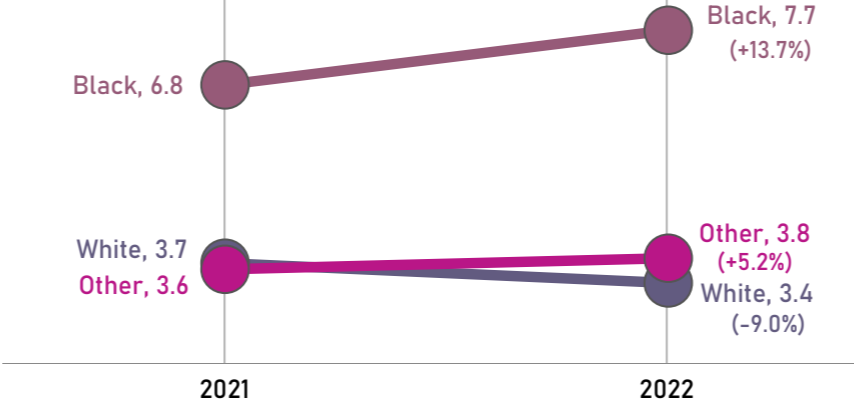
Overdose death rates were the highest among those **ages 35-44 years old, Hispanic persons, Black persons, and males.**

Overdose death rate per 10,000 population | Percent of total overdose deaths



Since 2021, overdose death rates increased among **Black and Other persons of color** but decreased among **white persons.**

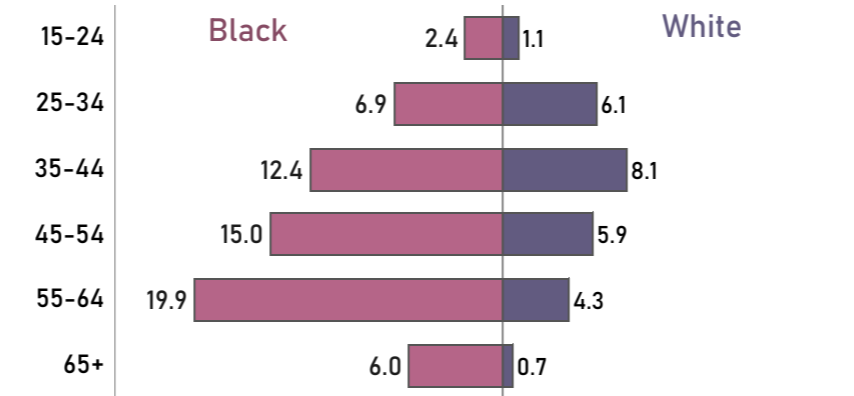
Overdose death rate per 10,000 population by race (percent change from 2021)



Other persons of color include persons who identify as Asian, Native Hawaiian/Pacific Islander, American Indian/Alaska Native, and Other Race

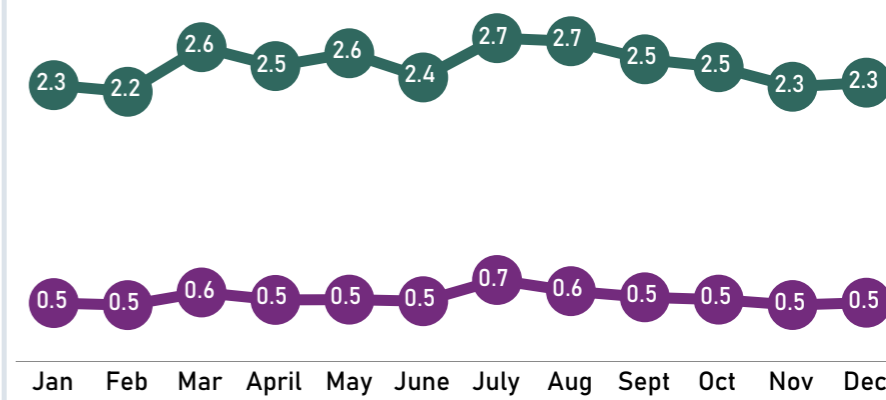
Black persons, of any age, had a higher overdose death rate compared to white persons of the same age.

Overdose death rate per 10,000 population in **Black and white** persons by age



Emergency department visits for **Any Drug** and **Any Opioid** overdoses vary seasonally, rates peak in July and August.

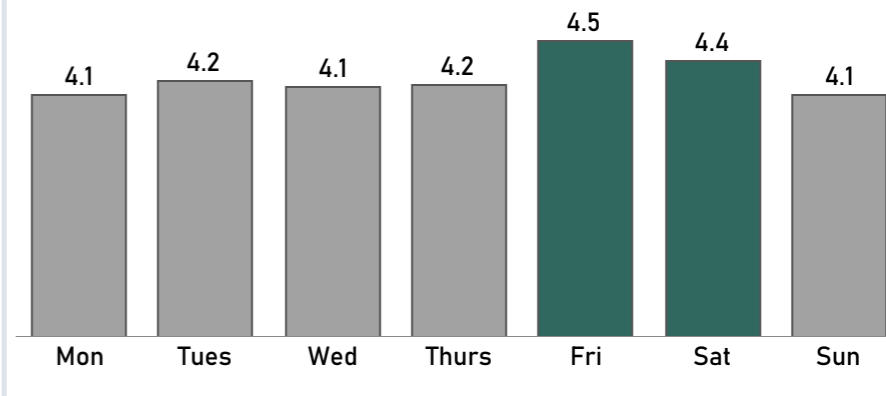
Emergency department visit rate per 10,000 population



Any Drug include overdoses from any substance (illicit, prescription, over-the-counter). Any Opioid include overdoses from illicit or prescription opioid.

Emergency department visits for **Any Drug overdoses** are more likely to occur on **Fridays and Saturdays** of each week.

Any Drug emergency department visit rate per 10,000 population by day of week



1) Decedents aged 0-14 years were excluded.
2) Other persons of color include persons who identify as Asian, Native Hawaiian/Pacific Islander, American Indian/Alaska Native, and Other Race

Through grants from the Centers for Disease Control and Prevention, the Pennsylvania Department of Health (DOH) has collected both fatal and non-fatal overdose data from a variety of sources. Fatal overdose data includes death record data from the Bureau of Health Statistics and Registries at the Pennsylvania DOH, as well as toxicology and coroner/medical examiner reports through partnerships with individual county coroners/medical examiners and the Department of Drug and Alcohol Programs. Non-fatal overdose data includes syndromic surveillance data through our partnerships with emergency departments. Rates were calculated using population denominators from the United States Census Bureau Population Estimates, Vintage 2023. Data is current as of October 2024.