State: Pennsylvania **Filing Company:** UPMC Health Options, Inc.
TOI/Sub-TOI: H15I Individual Health - Hospital/Surgical/Medical Expense/H15I.001 Health - Hospital/Surgical/Medical Expense
Product Name: 2020 IND Health Options
Project Name/Number: /

Supporting Document Schedules

Satisfied - Item:	ACA Public Rate Filing PDF
Comments:	
Attachment(s):	UPMC Health Options, Inc. Individual Public PDF 1 UPMC-131924266.pdf UPMC Health Options, Inc. Individual Public PDF 2 UPMC-131924266.pdf
Item Status:	
Status Date:	

UPMC HEALTH PLAN

U.S. Steel Tower
600 Grant Street
Pittsburgh, PA 15219
T 412-454-7500
F 412-454-7520
www.upmchealthplan.com

May 21, 2019

Ms. Tracie Gray
Commonwealth of Pennsylvania Insurance Department
Insurance Product Regulation & Market Enforcement
Actuarial Review Division
Bureau of Life, Accident & Health Insurance
1311 Strawberry Square
Harrisburg, PA 17120

Dear Ms. Gray,

UPMC Health Options, Inc. respectfully requests approval of a rate filing for Individual On and Off Exchange PPO/EPO products. The rates are proposed for effective dates of 1/1/2020 through 12/31/2020.

Company Name/NAIC #: UPMC Health Options, Inc./15345
Market: Individual
On or Off Exchange: On and Off
Effective Date of Coverage: 1/1/2020
Average Rate Change Requested: 4.94% ($13.80)
Range of Rate Change Requested: -40.50% to 8.21% (-$113.06 to $22.92)
Products Offered: PPO, EPO
Rating Areas Where Plans are Offered: 1, 2, 3, 4, 5, 6, 7, 9 (no change from 2019)
Metal Levels Offered: Catastrophic, Bronze, Silver, Gold
Currently Enrolled Lives: 137,526
Currently Enrolled Policyholders: 98,659
Number of Plans Offered in 2020: 36 (3 fewer than 2019)
Total additional annual revenue generated from the proposed rate change: $7,154,698
Corresponding Contract Form #: 663, 664, 667, 671, 672, 673, 674, 675
Binder ID#: UPMC-PA20-125092217
HIOS Issuer ID #: 16322
Submission Tracking #: UPMC-131924266

If you have any questions or require additional information, please call me at 412-454-7849 or email me at lovelymt@upmc.edu.

Sincerely,



Michael Lovely, FSA, CERA, MAAA

Attachment I

Rate Change Summary

UPMC Health Options, Inc. – Individual Plans

Rate request filing ID # UPMC-131924266 - This document is prepared by the insurance company submitting the rate filing as a consumer tool to help explain the rate filing. It is not intended to describe or include all factors or information considered in the review process. For more information, see the filing at http://www.insurance.pa.gov/Consumers/ACARelatedFilings/

Overview

Initial requested average rate change:	4.94%[1]
Revised requested average rate change:	5.22%[1]
Range of requested rate change:	-40.33% to 8.50%
Effective date:	1/1/2020
Mapped Members:	137,557
Available in:	Rating Areas 1, 2, 3, 4, 5, 6, 7, 9

Key information

Jan. 2018-Dec. 2018 financial experience

Premiums	$842,415,260
Claims	$670,631,775
Administrative expenses	$85,525,274
Taxes & fees	$21,579,781
Company made (after taxes)	**$64,678,430**

How it plans to spend your premium

This is how the insurance company plans to spend the premium it collects in 2020:

Claims:	83.79**%**
Administrative:	9.59**%**
Taxes & fees:	4.62%
Profit:	2.00**%**

The company expects its annual medical costs to increase **6.01%**.

Explanation of requested rate change

Additional premium is needed to account for the higher cost and utilization of medical services each year. The proposed rate change also accounts for an increase in anticipated Risk Adjustment payable relative to the prior year and projected increases in taxes and fees for 2020.

[1] Note that insurers will have the opportunity to revise their rate change request in July, after they are scheduled to receive updated information about the impact of a federal program called risk adjustment. This document will be updated accordingly at that time.

UPMC Health Plan

U.S. Steel Tower
600 Grant Street
Pittsburgh, PA 15219
T 412-454-7500
F 412-454-7520
www.upmchealthplan.com

July 12, 2019

Ms. Tracie Gray
Commonwealth of Pennsylvania Insurance Department
Insurance Product Regulation & Market Enforcement
Actuarial Review Division
Bureau of Life, Accident & Health Insurance
1311 Strawberry Square
Harrisburg, PA 17120

Dear Ms. Gray,

UPMC Health Options, Inc. respectfully requests approval of a rate filing for Individual On and Off Exchange PPO/EPO products. The rates are proposed for effective dates of 1/1/2020 through 12/31/2020. The revised filing includes the following changes:

1.) *In response to Department question 2, tables 2, 2b, 3, and 3b of the PA Actuarial Memoranum Exhibits as well as the actuarial memoranda have been updated to account for the capitation of pediatric dental claims.*

2.) *In response to Department question 11, an adjustment factor accounting for the 3-child maximum has been incorporated in the age calibration factor, which has been updated in table 10 of the PA Actuarial Memorandum Exhibits.*

Company Name/NAIC #: UPMC Health Options, Inc./15345
Market: Individual
On or Off Exchange: On and Off
Effective Date of Coverage: 1/1/2020
Average Rate Change Requested: 5.22% ($14.59)
Range of Rate Change Requested: -40.33% to 8.50% (-$112.61 to $23.74)
Products Offered: PPO, EPO
Rating Areas Where Plans are Offered: 1, 2, 3, 4, 5, 6, 7, 9 (no change from 2019)
Metal Levels Offered: Catastrophic, Bronze, Silver, Gold
Currently Enrolled Lives: 137,526
Currently Enrolled Policyholders: 98,659
Number of Plans Offered in 2020: 36 (3 fewer than 2019)
Total additional annual revenue generated from the proposed rate change: $7,308,366
Corresponding Contract Form #: 663, 664, 667, 671, 672, 673, 674, 675
Binder ID#: UPMC-PA20-125092217
HIOS Issuer ID #: 16322
Submission Tracking #: UPMC-131924266

If you have any questions or require additional information, please call me at 412-454-7849 or email me at lovelymt@upmc.edu.

Sincerely,



Michael Lovely, FSA, CERA, MAAA

PA Actuarial Memorandum

Basic Information and Data

The purpose of this actuarial memorandum is to provide certain information related to a rate submission for the company identified below. The relevant index rate is developed in accordance with federal regulations, and plan specific premiums are generated using the allowable modifiers in accordance with the single risk pool rule.

Company Information

The following section provides information related to the identification of the company that is submitting this rate filing. Much of this information is also displayed in Table 0 of the PA Actuarial Memorandum Exhibits.

Company Legal Name: UPMC Health Options, Inc.
NAIC #: 15345
HIOS Issuer ID: 16322
Market: Individual
Exchange: On and Off Exchange
Products: PPO, EPO
Effective Date: 1/1/2020

Company Contact Information:
[This information redacted for publication.]

Filing Information:
Rate Filing SERFF Tracking #: UPMC-131924266
Form Filing SERFF Tracking #: UPMC-131919534, UPMC-131919539, UPMC-131919595, UPMC-131919597, UPMC-131923154, UPMC-131919990, UPMC-131919615, UPMC-131919931
Binder SERFF Tracking #: UPMC-PA20-125092217

Rate History and Proposed Variations in Rate Changes

Historical and proposed rate changes vary by plan due to various changes made to meet AV requirements on a plan-by-plan basis. The values listed below and overall proposed rate change for 2020 are weighted averages of the increase for each plan based on projected enrollment. Please see Table 10 of the PA Actuarial Memorandum Exhibits for a breakdown of plan-by-plan rate increases.

SERFF Tracking #	Year	Rate Change
UPMC-130536844	2017	26.5%
UPMC-131034732	2018	41.2%
UPMC-131495924	2019	2.0%

Average Rate Change

- Average rate change in Table 10, column AC of the PA Actuarial Memorandum Exhibits: 5.2%

- Change in 21-year-old non-tobacco premium PMPM in Table 11, cell AN13 of the PA Actuarial Memorandum Exhibits: 1.6%

Membership Count

Various breakdowns of the membership count for the captioned company and market are displayed in Table 1 of the PA Actuarial Memorandum Exhibits.

Benefit Changes

A table with these changes has been included in Appendix I. No plans have actuarial values that fall in the expanded de minimis range.

Single Risk Pool

The single risk pool consists of members that are anticipated to enroll in ACA-compliant policies offered under the captioned market.

Experience Period Claims and Premium

Claims and premium data for all non-grandfathered policies in the single risk pool for the captioned company and market from the experience period (January 2018 - December 2018) with three months of run-out are displayed in Table 2 of the PA Actuarial Memorandum Exhibits. This section provides a discussion of each field in the table and its relation to the corresponding fields on the URRT. Please note that no data for transitional policies is included in this table.

<u>Earned Premium:</u>
This represents the revenue accumulated by the captioned company and market during the experience period. No adjustments were made for MLR rebates as we do not anticipate owing them. HHS cost-sharing is not included in the premium data. Please note that the earned premium listed in Table 2 does match the total premium listed in section I, worksheet 1 of the URRT.

<u>Paid Claims:</u>
This field includes uncompleted paid medical, pharmacy, and pediatric vision experience period claims for the captioned company and market.

Ultimate Incurred Claims:
This field includes completed paid medical and pharmacy experience period claims for the captioned company and market. We used the standard Development/Completion Factor Method to calculate IBNR. Factors were calculated using our entire ACA-related Individual block of business and no unexpected factors were observed. Because three months run-out is available the impact of IBNR is minimal. The completion factors used are displayed in the table below. Please note that the ultimate incurred claims shown in Table 2 do not match the total incurred claims displayed in section I, worksheet 1 of the URRT because the value in the URRT equals the ultimate incurred claims less total prescription drug rebates listed in Table 2 and HHS cost-sharing.

Month	Completion Factor
1/1/2018	1.0000
2/1/2018	1.0000
3/1/2018	0.9999
4/1/2018	0.9997
5/1/2018	0.9994
6/1/2018	0.9987
7/1/2018	0.9970
8/1/2018	0.9933
9/1/2018	0.9887
10/1/2018	0.9866
11/1/2018	0.9786
12/1/2018	0.9715

Member Months:
The sum of the experience period member months shown in Table 1 is also displayed in Table 2 and matches the value shown in section I, worksheet 1 of the URRT.

Estimated Cost Sharing:
This field represents the difference between allowed claims and ultimate incurred claims in Table 2.

Allowed Claims:
This field includes allowed medical and pharmacy experience period claims as well as pediatric vision claims from the experience period for the captioned company and market. Allowed medical claims and pediatric vision claims are pulled directly from our data warehouse. Please note that the allowed claims shown in Table 2 do not match the total allowed claims displayed in section I, worksheet 1 of the URRT because the value in the URRT equals the allowed claims less total prescription drug rebates listed in Table 2.

Non-EHB portion of Allowed Claims:
This field displayed the amount of allowed experience period claims that can be attributed to non-EHBs for the captioned market and company.

Total Prescription Drug Rebates:
This field shows the amount of prescription drug rebates received for the captioned company and market during the experience period. Pharmacy rebates have been removed from the total incurred and allowed claims displayed in section I, worksheet 1 of the URRT.

Total EHB Capitation:

Pediatric dental benefits were paid for via capitation during the experience period. Pediatric dental claims are administered and paid by Dominion Dental. We receive a separate report from Dominion with the claim detail.

Total Non-EHB Capitation:
No non-EHB benefits were paid for via capitation during the experience period.

Estimated Risk Adjustment:
Experience period Risk Adjustment was estimated to be a payment of $42,491,928 per suggestion from the Pennsylvania Insurance Department based on data accrued through April 2019, which translates to a PMPM of $26.10. Based on this estimate and past experience, we believe this value is a reasonable estimate until the actual values are released later this year.

Loss Ratio:
The loss ratio calculated in Table 2 is 78.61%.

Credibility of Data

Based on a large member month count of 1,627,833 during the experience period, we believe this data is credible enough to use 100%, just as was concluded in prior filings for this company and market. Because of this, the manual data displayed in tables 2b, 3b, and 4b in the PA Actuarial Memorandum Exhibits match the data displayed in tables 2, 3, and 4.

Trend Identification

The overall annual trend used in rate development is 6.01%. Historical allowed claims for our Individual block of ACA-compliant business were used to develop year over year trend factors for use in the projected rates. The large enrollment count and consistent makeup of this population make it appropriate for use in trend development for this filing. Service categories were defined to be consistent with the URRT instructions. Please see Tables 3 and 3b of the PA Actuarial Memorandum Exhibits for trend development calculations. Please note that the minor changes made to benefit designs in order to keep plan actuarial values within the allowed ranges were not significant enough to warrant an adjustment for induced demand with regard to trend, so the induced demand column has been populated with zeroes in Tables 3 and 3b. Please see Exhibit 2 of the Supporting Exhibits for trend development. We believe that trends will be lower than what is implied by the historical data, which is why a value of 6.01% was used in rate development.

Historical Experience

Historical data from the four most recent calendar years for the captioned company and market with three months of run-out are provided in Table 4. Allowed claims were developed using the same manner described above for Table 2. The historical data listed in Table 4b belongs to ACA-related Individual business under the captioned company and is identical to the data in Table 4.

Rate Development & Change

Projected Index Rate, Market-Adjusted Index Rate, & Total Allowed Claims

Table 5 of the PA Actuarial Memorandum Exhibits shows the development of the projected index rate, Market-Adjusted Index Rate, and projected total allowed claims. Detailed discussions on the development of each quantity are provided below.

Index Rate:
For this filing, the Index Rate of the Experience Period is calculated from the captioned company's fully-credible experience period EHB claims data for the single risk pool in the state market, which is demonstrated in Table 2 of the PA Actuarial Memorandum Exhibits. The Index Rate of the Projection Period is then calculated in Table 5 by first applying two years of 6.01% annual trend to the Index Rate of Experience Period. Due to current uncertainty surrounding the market in 2020 due to the repeal of the Individual Mandate, it has been required by the Pennsylvania Insurance Department that an assumption for increased morbidity of the single risk pool be implemented for the projection period. A 6% increase in morbidity has been applied in the filing to account for this.

No other adjustments have been applied to the index rate. The average age for our 2018 experience period Individual risk pool was 44.4 with an average premium factor of 1.85. This is comparable to our 2019 experience so far with age 44.9 and premium factor 1.87. This change in factors is small enough that the insured population is considered to be stable, and no additional adjustment for demographics was deemed necessary. Please note that the Index Rate of Projection Period of $562.15 shown in Table 5 does not exactly match the corresponding value shown in section II, worksheet 1 of the URRT. This is due to rounding error that is introduced because of the rounding requirements in the newly re-formatted URRT. The value shown in Table 5 is representative of the actual index rate.

Market-Adjusted Index Rate:
The Projected Index Rate is adjusted by adding estimates for risk adjustment and marketplace fees (with impacts and costs spread across the whole risk pool) to obtain the Projected Market Adjusted Index Rate. Projection period Risk Adjustment PMPM has been estimated to be a payment of $26.11, which is displayed in Table 5. Please see Exhibit 1 of the Supporting Exhibits for the derivation of this value. The value entered in section II, worksheet 1 of the URRT was $33.97 since the calculation of the Marketed Adjusted Index Rate is done on an allowed claims basis in the URRT. The updated PMPM was derived by taking the original paid PMPM divided by the Paid to Allowed Average Factor. The net amount after accounting for the fee is subtracted from the Index Rate of the Projection Period as part of the calculation of the Market Adjusted Index Rate. For the URRT and Table 5 of the PA Actuarial Memorandum Rate Exhibits, it was entered as a negative number because the calculation subtracts this value. The effect is an increase in premium as additional revenue will be required to cover the anticipated payment.

The member-weighted average of a 3.0% Marketplace User Fee for Marketplace enrollees combined with 0% for

non-Marketplace enrollees calculates to 2.2%. This load is developed based on fees from on-exchange policies, but is spread over all policies uniformly. This translates to a PMPM of $11.89, which was entered as a positive value in Table 5 since the calculation adds this value. The effect for this adjustment is an increase in premium as additional revenue will be required to cover the anticipated payment.

Total Allowed Claims:
The Market-Adjusted Index Rate is further modified to develop the projected total allowed claims PMPM by adding the projected allowed non-EHB claims PMPM. Benefits that were offered outside EHB include routine foot care and acupuncture. The projected allowed claims for these benefits is $1.18 PMPM.

Retention Items

Retention items related to this filing are shown in Table 6 of the PA Actuarial Memorandum Exhibits. Detailed discussions on each item are provided below.

Administrative Expenses:
Administrative costs of 9.59% of premium have been displayed in Table 6 and the URRT. This value has been derived from projected administrative costs for the projection period. These expenses are assumed to be uniform for all plan designs.

[This information redacted for publication.]

Taxes and Fees:
Taxes and Fees increased from 0% in 2019 to 2.45% in 2020 to account for the return of the Health Insurance Providers Fee in 2020. This load also accounts for the projected Federal Income Tax in 2020. Please note that the Risk Adjustment Administration Fee was included in the Taxes and Fees field in Table 6 and the URRT.

Profit/Contingency:
The projected profit margin for this company will remain at 2% for 2020. This value is listed in both Table 6 and the URRT. The same level of profit margin is expected for each plan included in this filing.

Projected Loss Ratio
The projected period loss ratio, using the federally-prescribed MLR methodology without the credibility adjustment, is 82.2%, as shown in Exhibit 4 of the Supporting Exhibits.

Normalized Market-Adjusted Projected Allowed Total Claims

Normalization factors for 2019 and 2020 are provided in Table 7 of the PA Actuarial Memorandum Exhibits. 2019 factors have been taken from the prior annual rate filing of the captioned company and market. Detailed discussion on each of the 2020 factors are provided below.

Average Age Factor:
The average age factor was calculated using our projected ACA-related Individual population with the prescribed HHS Age Factors for 2020. It was assumed this represents the age distribution of the entire single risk-pool. The number of members under each age bracket was multiplied by the corresponding HHS Age Factor. These were then summed and divided by the total number of members to obtain the average age factor. For UPMC's entire block of ACA-compliant Individual business, the average age factor is 1.87 and average age was 44.4 during the experience period. This preliminary age factor is then multiplied by an adjustment factor of 0.998, which accounts for the regulation that prohibits charging for more than three children per family, resulting in a final age calibration factor of 1.86. Please see Exhibit 5 in the Supporting Exhibits for the calculation of this factor.

Average Geographic Factor:
The calibration factor of 0.999 was calculated as the weighted average of the geographical factors using projected enrollment for the single risk pool, as shown in Exhibit 6 of the Supporting Exhibits. Please see the Geographic Factors section below for a discussion on the development of factors applied for each rating area.

Average Tobacco Factor:
The average tobacco factor was calculated using projected membership, which is assumed to have the same split for tobacco status as current membership. The member-weighted average of a 2.5% load applied for enrollees who qualify as tobacco users combined with a 0% load for non-tobacco users yields an average tobacco factor of 1.002. The derivation of this factor is shown below.

Tobacco Status	Feb 2019 Members	Split	Tobacco Factor	Calibration Factor
Non-User	126,079	91.3%	1.000	0.913
User	11,995	8.7%	1.025	0.089
Total	138,074	100.0%		**1.002**

Average Benefit Richness:
Benefit richness factors were calculated so that the average value is 1.0 when weighted with current membership as demonstrated in Table 10 of the PA Actuarial Memorandum Exhibits.

Average Network Factor:
Network factors were calculated so that the average value is 1.0 when weighted with current membership as demonstrated in Table 10 of the PA Actuarial Memorandum Exhibits.

Components of Rate Change

Data to support the calculation of the components of the rate change is presented in Tables 8 and 9 of the PA Actuarial Memorandum Exhibits. Values presented in the 2019 columns have been taken from this company's 2019 annual rate filing.

Plan Rate Development

Table 10 of the PA Actuarial Memorandum Exhibits has been populated as described in federal and state

guidance to develop 2020 Plan Adjusted Index Rates. The allowable modifiers that are used in rate development are described below.

Plan Actuarial Value:
The AV for each plan was determined by the issuer's own pricing model based on experience from UPMC's fully-insured commercial block of business. This model calculates an AV for a given plan by first trending the allowed claims forward two years to the projection period, calculating paid amounts for each benefit category based on the benefit design of a given plan and projected allowed claims data, and taking the ratio of the total projected paid claims to projected allowed claims.

Benefit Richness (induced demand)
Please see Exhibit 3 in the Supporting Exhibits for the induced utilization exhibit. Please note that the average tobacco factor was set to 1.0 in Exhibit 3 since the tobacco surcharge adjustment was removed from Table 10, which means that this factor should not be included in the induced utilization development. The benefit richness adjustment was used to keep relativities between plans similar to what they were in the previous year and account for differences in induced demand between plans with different metal levels. This will minimize rate increase variations by plan and consumer confusion that could result. In addition, current loss ratios exhibit significant variation between metal levels, which suggests a wider variation is necessary than what is indicated in the company-determined Pricing AV.

Benefits in addition to EHBs
Benefits that will be offered outside EHB include routine foot care and acupuncture. The projected allowed claims for these benefits is $1.18 PMPM. The adjustment factor of 1.002 included in Table 10 has been derived by adding the aforementioned PMPM to the projected index rate for 2020 and dividing this total by the same index rate, causing the adjustment to be applied uniformly to all plans. This load has not changed from the prior filing.

Provider Network
Please see the Network Factors section below for a discussion on the development of the provider network factor applied in Table 10.

Catastrophic Eligibility
No adjustments were made for catastrophic plans. Current enrollment is minimal and not credible.

Non-Funding of CSR Adjustment
To account for the elimination of funding for cost-share reduction subsidies, the Pennsylvania Insurance Department has mandated the rates for all silver plans offered both on and off the Federal Marketplace be increased by a factor of 1.20 in Table 10 of the Actuarial Memorandum Rate Exhibits. Several off-exchange only silver plans have been included for 2020 to minimize disruption to non-subsidized members enrolled in silver plans.

Plan Premium Development for 21-Year-Old Non-Tobacco User

Table 11 of the PA Actuarial Memorandum Exhibits has been populated as described in federal and state guidance. Please see Exhibit 7 of the Supporting Exhibits for historical rate changes for this company and market for a 21-year-old non-tobacco user.

Plan Factors

Age and Tobacco Factors

As indicated in Table 12 of the PA Actuarial Memorandum Exhibits, the default federal standard age curve for 2020 is used in the development of the Consumer Adjusted Premium Rates. A tobacco load of 2.5% will be used for all age bands in the Individual market in 2020. This load has not changed from 2019.

Geographic Factors

The geographic rating areas used within this filing are the same as those defined by the state. To better reflect the varying costs of delivery between each geographical region in which coverage is offered, rating area factors have been updated for 2020. The table below summarizes changes in these factors:

Region	2019	2020
1	1.00	0.96
2	1.00	1.06
3	1.26	1.22
4	1.00	0.96
5	1.00	0.96
6	1.35	1.30
7	1.37	1.32
9	1.20	1.15

Network Factors

Network factors for 2020 were calculated to reflect cost differentials between networks and to ensure normalization using current membership as demonstrated in Table 10 of the PA Actuarial Memorandum Exhibits. The current and proposed network factors are also shown in Table 14 of the PA Actuarial Memorandum Exhibits.

Service Area Composition

Table 13 of the PA Actuarial Memorandum Exhibits shows the areas in which plans will be offered in 2020. Service area maps for 2019 and 2020 have been uploaded in the Supporting Documentation section in SERFF.

Composite Rating

No composite rating is used with these plans.

Warning Alerts

No validation errors appear in the URRT.

List of Supporting Exhibits

Supporting exhibits have been included with the rate filing to assist with the review process. Below is a list summarizing the contents of each exhibit.

- Exhibit 1: Development of Risk Adjustment PMPM for Experience and Projection Periods
- Exhibit 2: Derivation of Annual Trend
- Exhibit 3: Induced Utilization Derivation
- Exhibit 4: Derivation of Projection Period MLR
- Exhibit 5: Derivation of Age Calibration Factor
- Exhibit 6: Derivation of Geographical Calibration Factor
- Exhibit 7: Historical Changes in Consumer Adjusted Premium Rate for Age 21, Non-tobacco User

Actuarial Certification

I, [redacted] am a Member of the American Academy of Actuaries. I am currently a Manager in the Actuarial Services department for UPMC Health Plan. I certify that:

- All factor, benefit and other changes from the prior approved filing have been disclosed in this actuarial memorandum.
- New plans cannot be considered modifications of existing plans under the uniform modification standards in 45 CFR 147.106.
- The information presented in the PA Actuarial Memorandum and PA Actuarial Memorandum Rate Exhibits is consistent with the information presented in the 2020 Rate Filing Justification.
- The projected Index Rate is:

a. In compliance with all applicable state and Federal statutes and regulations (45 CFR 156.80 and 147.102)
b. Developed in compliance with the applicable Actuarial Standards of Practice
c. Reasonable in relation to the benefits provided and the population anticipated to be covered
d. Neither excessive nor deficient

- The Index Rate and only the allowable modifiers as described in 45 CFR 156.80(d)(1) and 156.80(d)(2) were used to generate plan level rates.
- The geographic rating factors reflect only differences in the costs of delivery and do not include differences for population morbidity by geographic area.
- The AV Calculator was used to determine the AV Metal Values shown in Worksheet 2 of the Part I URRT for all plans except those specified in the certification.

[redacted]

7/12/2019
Date

PA Rate Template Part I
Data Relevant to the Rate Filing

Table 0. Identifying Information

Carrier Name:	UPMC Health Options, Inc.		
Product(s):	PPO, EPO		
Market Segment:	Individual		
Rate Effective Date:	1/1/2020	to	12/31/2020
Base Period Start Date	1/1/2018	to	12/31/2018
Date of Most Recent Membership	2/1/2019		

Table 1. Number of Members

	Member-months	Members	Member-months
	Experience Period	**Current Period (as of 02-01-2019)**	**Projected Rating Period**
Average Age	44.4	44.9	44.9
Total	1,627,833	137,557	1,650,684
<18	133,256	9,905	118,860
18-24	104,710	8,565	102,780
25-29	123,920	10,201	122,412
30-34	115,914	10,067	120,804
35-39	108,778	9,474	113,688
40-44	106,447	9,229	110,748
45-49	132,571	11,177	134,124
50-54	172,700	14,684	176,208
55-59	240,151	20,452	245,424
60-63	288,899	25,064	300,768
64+	100,487	8,739	104,868

*Tables 1, 2 and 4 must include data for all non-grandfathered business (ACA compliant and Transitional)

Table 2. Experience Period Claims and Premiums

Earned Premium	Paid Claims	Ultimate Incurred Claims	Member Months	Estimated Cost Sharing (Member & HHS)	Allowed Claims (Non-Capitated)	Non-EHB portion of Allowed Claims	Total Prescription Drug Rebates*	Total EHB Capitation	Total Non-EHB Capitation	Estimated Risk Adjustment
$ 842,415,260.13	$ 665,621,634.09	$ 669,638,797.25	1,627,833	$ 140,963,261.47	$ 810,602,058.73	$ 1,618,965.56	$ (41,851,586.43)	$ 992,978.13	$ -	$ (42,491,928.00)
Experience Period Total Allowed EHB Claims + EHB Capitation PMPM (net of prescription drug rebates)										**$ 471.87**
Loss Ratio										**78.61%**

**Express Prescription Drug Rebates as a negative number*

Table 3. Trend Components

Service Category	Cost*	Utilization*	Induced Demand*	Composite Trend	Weight*
Inpatient Hospital	19.72%	-2.83%	0.00%	16.33%	20.66%
Outpatient Hospital	2.41%	-2.23%	0.00%	0.12%	26.90%
Professional	-0.75%	-1.60%	0.00%	-2.34%	18.75%
Other Medical	17.64%	1.16%	0.00%	19.01%	12.30%
Capitation				0.00%	0.13%
Prescription Drugs	3.96%	-2.08%	0.00%	1.80%	21.26%
Total Annual Trend				6.01%	100.00%
Months of Trend				24	
Total Applied Trend Projection Factor				1.124	

** Express Cost, Utilization, Induced Utilization and Weight as percentages*
*** Should = URRT Trend*

Table 4. Historical Experience

Month-Year	Total Annual Premium	Incurred Claims	Completion Factors*	Ultimate Incurred Claims	Members	Ultimate Incurred PMPM	Estimated Annual Cost Sharing (Member + HHS)	Prescription Drug Rebates**	Allowed Claims (Net of Prescription Drug Rebates)	Allowed PMPM
Jan-15		$ 10,896,603.78	1.0000	$ 10,896,603.78	38,102	$ 285.99		$ (541,810.44)	$ 13,394,291.76	$ 351.54
Feb-15		$ 12,394,399.95	1.0000	$ 12,394,399.95	44,106	$ 281.01		$ (627,187.32)	$ 15,074,741.23	$ 341.78
Mar-15		$ 16,933,009.71	1.0000	$ 16,933,009.71	53,545	$ 316.24		$ (761,409.90)	$ 20,366,518.48	$ 380.36
Apr-15		$ 17,923,177.62	1.0000	$ 17,923,177.62	54,073	$ 331.46		$ (768,918.06)	$ 21,017,626.41	$ 388.69
May-15		$ 18,227,371.09	1.0000	$ 18,227,371.09	54,241	$ 336.04		$ (771,307.02)	$ 21,193,658.38	$ 390.73
Jun-15		$ 19,801,507.80	1.0000	$ 19,801,507.80	54,303	$ 364.65		$ (772,188.66)	$ 22,792,001.82	$ 419.72
Jul-15		$ 19,403,930.56	1.0000	$ 19,403,930.56	54,518	$ 355.92		$ (775,245.96)	$ 22,281,389.02	$ 408.70
Aug-15		$ 20,747,339.00	1.0000	$ 20,747,339.00	54,894	$ 377.95		$ (780,592.68)	$ 23,263,199.42	$ 423.78
Sep-15		$ 18,753,945.77	1.0000	$ 18,753,945.77	55,151	$ 340.05		$ (784,247.22)	$ 21,336,242.46	$ 386.87
Oct-15		$ 20,365,810.02	1.0000	$ 20,365,810.02	55,302	$ 368.27		$ (786,394.44)	$ 23,280,541.32	$ 420.97
Nov-15		$ 20,049,283.57	1.0000	$ 20,049,283.57	55,356	$ 362.19		$ (787,162.32)	$ 23,235,111.94	$ 419.74
Dec-15	$ 170,035,700.46	$ 20,918,447.43	1.0000	$ 20,918,447.43	55,852	$ 374.53	$ 43,464,137.16	$ (794,215.44)	$ 23,692,961.76	$ 424.21
Jan-16		$ 29,393,195.58	1.0000	$ 29,393,195.58	104,623	$ 280.94		$ (1,487,739.06)	$ 37,616,511.22	$ 359.54
Feb-16		$ 36,456,963.48	1.0000	$ 36,456,963.48	110,722	$ 329.27		$ (1,574,466.84)	$ 45,047,635.33	$ 406.85
Mar-16		$ 41,078,168.29	1.0000	$ 41,078,168.29	114,417	$ 359.02		$ (1,627,009.74)	$ 50,644,607.90	$ 442.63
Apr-16		$ 39,096,237.31	1.0000	$ 39,096,237.31	113,957	$ 343.08		$ (1,620,468.54)	$ 46,173,333.20	$ 405.18
May-16		$ 40,142,039.18	1.0000	$ 40,142,039.18	112,966	$ 355.35		$ (1,606,376.52)	$ 46,840,074.33	$ 414.64
Jun-16		$ 40,051,075.16	1.0000	$ 40,051,075.16	112,090	$ 357.31		$ (1,593,919.80)	$ 46,328,848.58	$ 413.32
Jul-16		$ 39,851,706.10	1.0000	$ 39,851,706.10	111,448	$ 357.58		$ (1,584,790.56)	$ 45,587,846.47	$ 409.05
Aug-16		$ 43,265,530.38	1.0000	$ 43,265,530.38	110,687	$ 390.88		$ (1,573,969.14)	$ 49,229,019.75	$ 444.76
Sep-16		$ 42,550,411.86	1.0000	$ 42,550,411.86	109,833	$ 387.41		$ (1,561,825.26)	$ 48,306,529.56	$ 439.82
Oct-16		$ 43,360,408.29	1.0000	$ 43,360,408.29	108,954	$ 397.97		$ (1,549,325.88)	$ 48,974,431.52	$ 449.50
Nov-16		$ 42,245,629.28	1.0000	$ 42,245,629.28	107,587	$ 392.66		$ (1,529,887.14)	$ 47,360,352.53	$ 440.21
Dec-16	$ 409,585,471.50	$ 43,330,877.89	1.0000	$ 43,330,877.89	105,394	$ 411.13	$ 98,444,793.44	$ (1,498,702.68)	$ 48,349,364.69	$ 458.75
Jan-17		$ 40,645,419.75	1.0000	$ 40,645,419.75	139,589	$ 291.18		$ (2,715,006.05)	$ 55,914,658.99	$ 400.57
Feb-17		$ 41,700,222.58	1.0000	$ 41,700,222.58	142,743	$ 292.13		$ (2,776,351.35)	$ 55,318,357.79	$ 387.54
Mar-17		$ 48,158,615.68	1.0000	$ 48,158,615.68	143,966	$ 334.51		$ (2,800,138.70)	$ 62,418,231.03	$ 433.56
Apr-17		$ 44,343,381.27	1.0000	$ 44,343,381.27	142,331	$ 311.55		$ (2,768,337.95)	$ 56,608,721.77	$ 397.73
May-17		$ 47,772,985.81	1.0000	$ 47,772,985.81	140,211	$ 340.72		$ (2,727,103.95)	$ 60,388,406.05	$ 430.70
Jun-17		$ 46,886,815.77	1.0000	$ 46,886,815.77	138,685	$ 338.08		$ (2,697,423.25)	$ 58,427,986.35	$ 421.30
Jul-17		$ 45,866,811.73	1.0000	$ 45,866,811.73	137,198	$ 334.31		$ (2,668,501.10)	$ 56,086,109.40	$ 408.80
Aug-17		$ 51,783,922.41	1.0000	$ 51,783,922.41	135,756	$ 381.45		$ (2,640,454.20)	$ 62,427,900.23	$ 459.85
Sep-17		$ 46,200,530.05	1.0000	$ 46,200,530.05	134,099	$ 344.53		$ (2,608,225.55)	$ 55,966,687.39	$ 417.35
Oct-17		$ 54,151,344.46	1.0000	$ 54,151,344.46	132,473	$ 408.77		$ (2,576,599.85)	$ 60,901,507.36	$ 459.73
Nov-17		$ 53,221,421.57	1.0000	$ 53,221,421.57	130,290	$ 408.48		$ (2,534,140.50)	$ 59,246,382.80	$ 454.73
Dec-17	$ 621,597,643.21	$ 50,538,072.17	1.0000	$ 50,538,072.17	126,851	$ 398.40	$ 160,310,669.17	$ (2,467,251.95)	$ 55,895,728.86	$ 440.64
Jan-18		$ 51,448,502.63	1.0000	$ 51,448,502.63	145,009	$ 354.80		$ (3,728,181.39)	$ 64,085,756.68	$ 441.94
Feb-18		$ 51,098,205.36	1.0000	$ 51,098,205.36	142,772	$ 357.90		$ (3,670,668.12)	$ 61,108,577.61	$ 428.02
Mar-18		$ 53,220,037.00	0.9999	$ 53,224,145.55	140,595	$ 378.56		$ (3,614,697.45)	$ 63,496,068.18	$ 451.62
Apr-18		$ 58,722,317.73	0.9997	$ 58,742,797.18	139,104	$ 422.29		$ (3,576,363.84)	$ 68,025,894.81	$ 489.03
May-18		$ 56,716,543.69	0.9994	$ 56,747,898.60	137,488	$ 412.75		$ (3,534,816.48)	$ 65,909,492.92	$ 479.38
Jun-18		$ 54,096,144.65	0.9987	$ 54,166,689.16	136,012	$ 398.25		$ (3,496,868.52)	$ 61,882,490.94	$ 454.98
Jul-18		$ 54,068,924.38	0.9970	$ 54,232,809.88	134,803	$ 402.31		$ (3,465,785.13)	$ 61,739,838.92	$ 458.00
Aug-18		$ 58,621,345.09	0.9933	$ 59,015,986.78	133,423	$ 442.32		$ (3,430,305.33)	$ 66,541,601.23	$ 498.73
Sep-18		$ 53,625,707.88	0.9887	$ 54,235,951.78	132,009	$ 410.85		$ (3,393,951.39)	$ 60,628,839.87	$ 459.28
Oct-18		$ 61,469,390.64	0.9866	$ 62,302,142.17	130,643	$ 476.89		$ (3,358,831.53)	$ 69,399,162.37	$ 531.21
Nov-18		$ 56,404,058.49	0.9786	$ 57,637,625.26	129,059	$ 446.60		$ (3,318,106.89)	$ 63,646,503.02	$ 493.16
Dec-18	$ 842,415,260.13	$ 56,130,456.55	0.9715	$ 57,779,021.03	126,916	$ 455.25	$ 140,963,261.47	$ (3,263,010.36)	$ 63,279,223.88	$ 498.59

** Express Completion Factor as a percentage*
***Express Prescription Drug Rebates as a negative number*

Carrier Name:	**UPMC Health Options, Inc.**
Product(s):	**PPO, EPO**
Market Segment:	**Individual**
Rate Effective Date:	**1/1/2020**

Table 2b. Manual Experience Period Claims and Premiums

Earned Premium	Paid Claims	Ultimate Incurred Claims	Member Months	Estimated Cost Sharing (Member & HHS)	Allowed Claims (Non-Capitated)	Non-EHB portion of Allowed Claims	Total Prescription Drug Rebates*	Total EHB Capitation	Total Non-EHB Capitation	Estimated Risk Adjustment
$ 842,415,260.13	$ 665,621,634.09	$ 669,638,797.25	1,627,833	$ 140,963,261.47	$ 810,602,058.73	$ 1,618,965.56	$ (41,851,586.43)	$ 992,978.13	$ -	$ (42,491,928.00)
Experience Period Total Allowed EHB Claims + EHB Capitation PMPM (net of prescription drug rebates)										**$ 471.87**
Loss Ratio										**78.61%**

**Express Prescription Drug Rebates as a negative number*

Table 3b. Manual Trend Components

Service Category	Cost*	Utilization*	Induced Utilization*	Composite Trend	Weight*
Inpatient Hospital	19.72%	-2.83%	0.00%	16.33%	20.66%
Outpatient Hospital	2.41%	-2.23%	0.00%	0.12%	26.90%
Professional	-0.75%	-1.60%	0.00%	-2.34%	18.75%
Other Medical	17.64%	1.16%	0.00%	19.01%	12.30%
Capitation				0.00%	0.13%
Prescription Drugs	3.96%	-2.08%	0.00%	1.80%	21.26%
Total Annual Trend				6.01%	100.00%
Months of Trend				24	
Total Applied Trend Projection Factor				1.124	

** Express Cost, Utilization, Induced Utilization and Weight as percentages*

Table 4b. Historical Manual Experience

Month-Year	Total Annual Premium	Incurred Claims	Completion Factors*	Ultimate Incurred Claims	Members	Ultimate Incurred PMPM	Estimated Annual Cost Sharing (Member + HHS)	Prescription Drug Rebates**	Allowed Claims (Net of Prescription Drug Rebates)	Allowed PMPM
Jan-15		$ 10,896,603.78	1.0000	$ 10,896,603.78	38,102	$ 285.99		$ (541,810.44)	$ 13,394,291.76	$ 351.54
Feb-15		$ 12,394,399.95	1.0000	$ 12,394,399.95	44,106	$ 281.01		$ (627,187.32)	$ 15,074,741.23	$ 341.78
Mar-15		$ 16,933,009.71	1.0000	$ 16,933,009.71	53,545	$ 316.24		$ (761,409.90)	$ 20,366,518.48	$ 380.36
Apr-15		$ 17,923,177.62	1.0000	$ 17,923,177.62	54,073	$ 331.46		$ (768,918.06)	$ 21,017,626.41	$ 388.69
May-15		$ 18,227,371.09	1.0000	$ 18,227,371.09	54,241	$ 336.04		$ (771,307.02)	$ 21,193,658.38	$ 390.73
Jun-15		$ 19,801,507.80	1.0000	$ 19,801,507.80	54,303	$ 364.65		$ (772,188.66)	$ 22,792,001.82	$ 419.72
Jul-15		$ 19,403,930.56	1.0000	$ 19,403,930.56	54,518	$ 355.92		$ (775,245.96)	$ 22,281,389.02	$ 408.70
Aug-15		$ 20,747,339.00	1.0000	$ 20,747,339.00	54,894	$ 377.95		$ (780,592.68)	$ 23,263,199.42	$ 423.78
Sep-15		$ 18,753,945.77	1.0000	$ 18,753,945.77	55,151	$ 340.05		$ (784,247.22)	$ 21,336,242.46	$ 386.87
Oct-15		$ 20,365,810.02	1.0000	$ 20,365,810.02	55,302	$ 368.27		$ (786,394.44)	$ 23,280,541.32	$ 420.97
Nov-15		$ 20,049,283.57	1.0000	$ 20,049,283.57	55,356	$ 362.19		$ (787,162.32)	$ 23,235,111.94	$ 419.74
Dec-15	$ 170,035,700.46	$ 20,918,447.43	1.0000	$ 20,918,447.43	55,852	$ 374.53	$ 43,464,137.16	$ (794,215.44)	$ 23,692,961.76	$ 424.21
Jan-16		$ 29,393,195.58	1.0000	$ 29,393,195.58	104,623	$ 280.94		$ (1,487,739.06)	$ 37,616,511.22	$ 359.54
Feb-16		$ 36,456,963.48	1.0000	$ 36,456,963.48	110,722	$ 329.27		$ (1,574,466.84)	$ 45,047,635.33	$ 406.85
Mar-16		$ 41,078,168.29	1.0000	$ 41,078,168.29	114,417	$ 359.02		$ (1,627,009.74)	$ 50,644,607.90	$ 442.63
Apr-16		$ 39,096,237.31	1.0000	$ 39,096,237.31	113,957	$ 343.08		$ (1,620,468.54)	$ 46,173,333.20	$ 405.18
May-16		$ 40,142,039.18	1.0000	$ 40,142,039.18	112,966	$ 355.35		$ (1,606,376.52)	$ 46,840,074.33	$ 414.64
Jun-16		$ 40,051,075.16	1.0000	$ 40,051,075.16	112,090	$ 357.31		$ (1,593,919.80)	$ 46,328,848.58	$ 413.32
Jul-16		$ 39,851,706.10	1.0000	$ 39,851,706.10	111,448	$ 357.58		$ (1,584,790.56)	$ 45,587,846.47	$ 409.05
Aug-16		$ 43,265,530.38	1.0000	$ 43,265,530.38	110,687	$ 390.88		$ (1,573,969.14)	$ 49,229,019.75	$ 444.76
Sep-16		$ 42,550,411.86	1.0000	$ 42,550,411.86	109,833	$ 387.41		$ (1,561,825.26)	$ 48,306,529.56	$ 439.82
Oct-16		$ 43,360,408.29	1.0000	$ 43,360,408.29	108,954	$ 397.97		$ (1,549,325.88)	$ 48,974,431.52	$ 449.50
Nov-16		$ 42,245,629.28	1.0000	$ 42,245,629.28	107,587	$ 392.66		$ (1,529,887.14)	$ 47,360,352.53	$ 440.21
Dec-16	$ 409,585,471.50	$ 43,330,877.89	1.0000	$ 43,330,877.89	105,394	$ 411.13	$ 98,444,793.44	$ (1,498,702.68)	$ 48,349,364.69	$ 458.75
Jan-17		$ 40,645,419.75	1.0000	$ 40,645,419.75	139,589	$ 291.18		$ (2,715,006.05)	$ 55,914,658.99	$ 400.57
Feb-17		$ 41,700,222.58	1.0000	$ 41,700,222.58	142,743	$ 292.13		$ (2,776,351.35)	$ 55,318,357.79	$ 387.54
Mar-17		$ 48,158,615.68	1.0000	$ 48,158,615.68	143,966	$ 334.51		$ (2,800,138.70)	$ 62,418,231.03	$ 433.56
Apr-17		$ 44,343,381.27	1.0000	$ 44,343,381.27	142,331	$ 311.55		$ (2,768,337.95)	$ 56,608,721.77	$ 397.73
May-17		$ 47,772,985.81	1.0000	$ 47,772,985.81	140,211	$ 340.72		$ (2,727,103.95)	$ 60,388,406.05	$ 430.70
Jun-17		$ 46,886,815.77	1.0000	$ 46,886,815.77	138,685	$ 338.08		$ (2,697,423.25)	$ 58,427,986.35	$ 421.30
Jul-17		$ 45,866,811.73	1.0000	$ 45,866,811.73	137,198	$ 334.31		$ (2,668,501.10)	$ 56,086,109.40	$ 408.80
Aug-17		$ 51,783,922.41	1.0000	$ 51,783,922.41	135,756	$ 381.45		$ (2,640,454.20)	$ 62,427,900.23	$ 459.85
Sep-17		$ 46,200,530.05	1.0000	$ 46,200,530.05	134,099	$ 344.53		$ (2,608,225.55)	$ 55,966,687.39	$ 417.35
Oct-17		$ 54,151,344.46	1.0000	$ 54,151,344.46	132,473	$ 408.77		$ (2,576,599.85)	$ 60,901,507.36	$ 459.73
Nov-17		$ 53,221,421.57	1.0000	$ 53,221,421.57	130,290	$ 408.48		$ (2,534,140.50)	$ 59,246,382.80	$ 454.73
Dec-17	$ 621,597,643.21	$ 50,538,072.17	1.0000	$ 50,538,072.17	126,851	$ 398.40	$ 160,310,669.17	$ (2,467,251.95)	$ 55,895,728.86	$ 440.64
Jan-18		$ 51,448,502.63	1.0000	$ 51,448,502.63	145,009	$ 354.80		$ (3,728,181.39)	$ 64,085,756.68	$ 441.94
Feb-18		$ 51,098,205.36	1.0000	$ 51,098,205.36	142,772	$ 357.90		$ (3,670,668.12)	$ 61,108,577.61	$ 428.02
Mar-18		$ 53,220,037.00	0.9999	$ 53,224,145.55	140,595	$ 378.56		$ (3,614,697.45)	$ 63,496,068.18	$ 451.62
Apr-18		$ 58,722,317.73	0.9997	$ 58,742,797.18	139,104	$ 422.29		$ (3,576,363.84)	$ 68,025,894.81	$ 489.03
May-18		$ 56,716,543.69	0.9994	$ 56,747,898.60	137,488	$ 412.75		$ (3,534,816.48)	$ 65,909,492.92	$ 479.38
Jun-18		$ 54,096,144.65	0.9987	$ 54,166,689.16	136,012	$ 398.25		$ (3,496,868.52)	$ 61,882,490.94	$ 454.98
Jul-18		$ 54,068,924.38	0.9970	$ 54,232,809.88	134,803	$ 402.31		$ (3,465,785.13)	$ 61,739,838.92	$ 458.00
Aug-18		$ 58,621,345.09	0.9933	$ 59,015,986.78	133,423	$ 442.32		$ (3,430,305.33)	$ 66,541,601.23	$ 498.73
Sep-18		$ 53,625,707.88	0.9887	$ 54,235,951.78	132,009	$ 410.85		$ (3,393,951.39)	$ 60,628,839.87	$ 459.28
Oct-18		$ 61,469,390.64	0.9866	$ 62,302,142.17	130,643	$ 476.89		$ (3,358,831.53)	$ 69,399,162.37	$ 531.21
Nov-18		$ 56,404,058.49	0.9786	$ 57,637,625.26	129,059	$ 446.60		$ (3,318,106.89)	$ 63,646,503.02	$ 493.16
Dec-18	$ 842,415,260.13	$ 56,130,456.55	0.9715	$ 57,779,021.03	126,916	$ 455.25	$ 140,963,261.47	$ (3,263,010.36)	$ 63,279,223.88	$ 498.59

** Express Completion Factor as a percentage*

***Express Prescription Drug Rebates as a negative number*

PA Rate Template Part II

Rate Development and Change

Carrier Name:	**UPMC Health Options, Inc.**
Product(s):	**PPO, EPO**
Market Segment:	**Individual**
Rate Effective Date:	**1/1/2020**

Table 5. Development of the Projected Index Rate, Market-Adjusted Index Rate, and Total Allowed Claims

Development of the Projected Index Rate	Actual Experience Data	Manual Data	
Total Allowed EHB Claims + EHB Capitation PMPM (net of prescription drug rebates) PMPM	$ 471.87	$ 471.87	<- Actual Experience PMPM should be consistent with the Index Rate for Experience Period on URRT
Two year trend projection Factor	1.124	1.124	
Unadjusted Projected Allowed EHB Claims PMPM	$ 530.33	$ 530.33	
Single Risk Pool Adjustment Factors			
Change in Morbidity	1.060	1.060	<- See URRT Instructions
Change in Other	1.000	1.000	
Change in Demographics	1.000	1.000	<- See URRT Instructions
Change in Network	1.000	1.000	
Change in Benefits	1.000	1.000	<- See URRT Instructions
Change in Other	1.000	1.000	<- See URRT Instructions
Total Adjusted Projected Allowed EHB Claims PMPM	$ 562.15	$ 562.15	
Credibidility Factors	**100%**	**0%**	<- See Instructions
Blended Projected EHB Claims PMPM		**$ 562.15**	**<- Projected Index Rate**
Development of the Market-Adjusted Index Rate and Total Allowed Claims			
Adjusted Projected Allowed EHB Claims PMPM	$ 562.15	<- Index Rate for Projection Period on URRT - Individual or First Quarter Small Group	
Adjusted Projected Allowed EHB Claims PMPM [will only populate for small group filings]	$ 562.15		
Projected Paid to Allowed Ratio	0.769		
Projected Paid EHB Claims PMPM	$ 432.09		
Market-wide Adjustments			
Projected Risk Adjustment PMPM	$ (26.11)		
Projected Paid Exchange User Fees PMPM	$ 11.89		
Market-Adjusted Projected Paid EHB Claims PMPM	$ 470.09		
Market-Adjusted Projected Allowed EHB Claims PMPM	$ 611.59	<- Market-Adjusted Index Rate	
Projected Allowed Non-EHB Claims PMPM	$ 1.18		
Market-Adjusted Projected Paid Total Claims PMPM	$ 471.00		
Market-Adjusted Projected Allowed Total Claims PMPM	$ 612.77		

For Informational Purposes only - No input required.

Blended Base Period Unadjusted Claims before Normalization	$ 471.87	**<- Index Rate of Experience Period on URRT**
Blended Earned Premium	**$ 842,415,260.13**	
Blended Loss Ratio	**78.61%**	

Table 5A. Small Group Projected Index Rate with Quarterly Trend

Effective Date	1/1/2020	4/1/2020	7/1/2020	10/1/2020	Total Single Risk Pool
# of Member Months Renewing in Quarter	1,650,684	-	-	-	1,650,684
Adjusted Projected Allowed EHB Claims PMPM Q1	$ 562.15	$ 562.15	$ 562.15	$ 562.15	$ 562.15
Months of Trend	-	3	6	9	
Annual Trend	0.00%	0.00%	0.00%	0.00%	
Single Risk Pool Projected Allowed Claims	$ 562.15	$ 562.15	$ 562.15	$ 562.15	$ 562.15
Quarterly Trend Factor	100.0%	100.0%	100.0%	100.0%	100.0%
2020 Trend Factors by Quarter	1.0000	1.0000	1.0000	1.0000	

Table 6. Retention

Retention Items - *Express in percentages*	Percentages	PMPM Amounts
Administrative Expenses	9.59%	$52.54
General and Claims	7.31%	$40.08
Agent/Broker Fees and Commissions	0.27%	$1.48
Quality Improvement Initiatives	2.01%	$10.99
Taxes and Fees	2.45%	$13.44
RA User Fee	0.03%	$0.18
PA Premium Tax (if applicable)	0.00%	$0.00
Federal Income Tax	0.42%	$2.30
Health Insurance Providers Fee (Prorated for Small Groups only)	2.00%	$10.96
Profit/Contingency (after tax)	2.00%	$10.96
Total Retention	14.04%	$76.94
Projected Required Revenue PMPM	$ 547.94	

Table 7. Normalized Market-Adjusted Projected Allowed Total Claims

Normalization Factors	2019	2020
Average Age Factor	1.837	1.864
Average Geographic Factor	1.070	0.999
Average Tobacco Factor	1.002	1.002
Average Benefit Richness (induced demand)	1.000	1.000
Average Network Factor	1.000	1.000
Market-Adjusted Projected Allowed Total Claims PMPM	$ 628.52	$ 612.77
Normalized Market-Adjusted Projected Allowed Total Claims PMPM	$ 318.86	$ 328.29

Table 8. Components of Rate Change

Rate Components	2019	2020	Difference	Percent Change
A. Calibrated Plan Adjusted Index Rate (PMPM)	$ 279.19	$ 293.78	$14.59	5.2%
B. Base period allowed claims before normalization	$ 429.37	$ 471.87	$42.50	15.2%
C. Normalization factor component of change	$ (211.54)	$ (219.07)	-$7.53	-2.7%
D. Change in Normalized Allowed Claims Adjustment Components				
D1. Base period allowed claims after normalization	$ 217.83	$ 252.80	$ 34.97	12.5%
D2. URRT Trend	$ 32.52	$ 31.32	$ (1.20)	-0.4%
D3. URRT Morbidity	$ 15.02	$ 17.05	$ 2.03	0.7%
D4. URRT Other	$ 23.88	$ 0.00	$ (23.88)	-8.6%
D5. Normalized URRT RA/RI on an allowed basis	$ 20.78	$ 18.20	$ (2.58)	-0.9%
D6. Normalized Exchange User Fee on an allowed basis	$ 8.20	$ 8.29	$ 0.09	0.0%
D7. Subtotal - Sum(D1:D6)	$ 318.23	$ 327.65	$ 9.43	3.4%
E. Change in Allowable Plan Adjusted Level Components				
E1. Network	$ (6.78)	$ (0.11)	$ 6.67	2.4%
E2. Pricing AV	-84.23702931	$ (75.78)	$ 8.46	3.0%
E3. Benefit Richness	$ 0.23	$ -	$ (0.23)	-0.1%
E4. Catastrophic Eligibility	$ -	$ -	$ -	0.0%
E5. Subtotal - Sum(E1:E4)	$ (90.78)	$ (75.89)	$ 14.89	5.3%
F. Change in Retention Components				
F1. Administrative Expenses	$ 31.95	$ 28.17	$ (3.78)	-1.4%
F2. Taxes and Fees	$ 1.17	$ 7.21	$ 6.03	2.2%
F3. Profit and/or Contingency	$ 5.58	$ 5.88	$ 0.29	0.1%
F4. Subtotal - Sum(F1:F3)	$ 38.71	$ 41.25	$ 2.55	0.9%
G. Change in Miscellaneous Items	$ 24.26	$ -	$ (24.26)	-8.7%
H. Sum of Components of Rate Change (should approximate the change shown in line A)	$ 290.41	$ 293.02	$ 2.61	0.9%

Table 9. Year-over-Year Data to Support Table 8

	2019	2020	
Paid-to-Allowed	0.732	0.769	
URRT Trend (Total Applied Trend Factor)	1.149	1.124	<- URRT W1, S2
URRT Morbidity	1.060	1.060	<- URRT W1, S2
URRT "Other"	1.090	1.000	<- URRT W1, S2
Risk Adjustment	$ 29.97	$ 26.11	<- URRT W1, S3
Exchange User Fee	$ 11.83	$ 11.89	<- URRT W1, S3
Capitation	$ -	$ -	<- URRT W1, S2
Network	0.979	1.000	
Pricing AV	0.730	0.769	<- For 2019 in cell J81, please include a factor equal to the product of the average Pricing AV and the Non-Funding of CSR Adjustment
Benefit Richness	1.001	1.000	
Catastrophic Eligibility	1.000	1.000	
Administrative Expenses	11.44%	9.59%	
Taxes and Fees	0.42%	2.45%	
Profit and/or Contingency	2.00%	2.00%	

PA Rate Template Part III

Table 10. Plan Rates

Carrier Name:	UPMC Health Options, Inc.
Product(s):	PPO, EPO
Market Segment:	Individual
Rate Effective Date:	1/1/2019
Rate Period Start Date	1/1/2019
Date of Most Recent Membership	2/1/2019
Market Adjusted Index Rate	$ 611.59

Calibration	
Age Calibration Factor	1.000
Geographic Calibration Factor	0.986
Tobacco Calibration Factor	1.000
Aggregate Participation Factor	1.000

Total Covered Lives @ 02-01-2019
112,532

Plan Number	HIOS Plan ID (Standard Component)	Plan Type (HMO, POS, PPO, EPO, Indemnity, Other)	1/1/2019 Plan Marketing Name	Existing, Modified, Discontinued, Mapped, Discontinued & Not Mapped (E,M,D,N,DM, DNM) for 2020	1/1/2020 Plan HIOS Plan ID (If 1/1/2019 Plan Discontinued & Mapped)	Metallic Tier	Metallic Tier Actuarial Value	Standard AV, Approach (1), Approach (2)	Exchange On/Off or Off	45 CFR Part 156.8 (d) (2) Allowable Factors: Pricing AV (company-determined AV)	Benefit Richness (reduced demand)	Benefits in addition to EHB	Provider Network	Catastrophic Eligibility	Non-Funding of CSR Adjustment	Pure Premium	Admin Costs	Taxes & Fees (not including Exchange fees)	Profit or Contingency	Total Covered Lives Mapped into 2020 Plans @ 02-01-2019	Total Policyholders @ 02-01-2019	2019 Calibrated Plan Adjusted Index Rate PMPM	2020 Calibrated Plan Adjusted Index Rate PMPM	Proposed Rate Change Compared to Prior 12 months	% of Total Covered Lives	02-01-2019 Number of Covered Lives by Rating Area: 1	2	3	4	5	6	7	8	9	Total	2020 Continued/ Discontinued Plans Indicator
Totals							0.738			0.769	1.000	1.002	1.000	1.000	1.079	$ 471.35	9.6%	2.5%	2.0%	137,526	98,659	$ 279.19	$ 293.78	5.2%		16,498	1,565	2,972	18,113	14,912	2,684	6,695	-	4,135	67,570	
Transitional Plans	TRANSITIONAL	N/A	TRANSITIONAL	DNM	TRANSITIONAL	N/A	N/A	N/A	N/A	N/A	N/A	N/A	N/A	N/A	N/A	N/A	N/A	N/A	N/A			N/A	N/A	N/A	N/A										0
Plan 1	16122PA0040006	PPO	UPMC Advantage Silver 10/30/- Premium Network	M		Silver	0.7358	Standard AV	On/Off	0.736	0.962	1.002	1.146	1.000	1.200	$588.48	9.6%	2.5%	2.0%	2,709	2,041	$ 345.75	$ 366.78	6.1%	2.0%	517	134	4	1,046	789	219	-	-	-	2,709	1
Plan 2	16122PA0040007	PPO	UPMC Advantage Silver $1,000/$80 - Premium Network	M		Silver	0.7362	Standard AV	On/Off	0.721	0.962	1.002	1.146	1.000	1.200	$584.58	9.6%	2.5%	2.0%	5,322	3,930	$ 335.79	$ 364.35	8.5%	3.9%	1,253	256	5	1,037	1,806	365	-	-	-	5,322	1
Plan 3	16122PA0040008	PPO	UPMC Advantage Silver $3,000/$0 - Premium Network	M		Silver	0.7351	Standard AV	On/Off	0.722	0.962	1.002	1.146	1.000	1.200	$585.57	9.6%	2.5%	2.0%	6,880	5,237	$ 342.49	$ 364.96	6.6%	5.0%	1,510	305	-	1,292	2,387	413	3	-	-	6,880	1
Plan 4	16122PA0040010	PPO	UPMC Advantage Gold 1000/15 - Premium Network	M		Gold	0.8197	Standard AV	On/Off	0.815	1.076	1.002	1.146	1.000	1.000	$612.28	9.6%	2.5%	2.0%	11,901	7,788	$ 364.25	$ 381.61	4.8%	8.7%	1,905	479	-	6,089	3,112	314	2	-	-	11,901	1
Plan 5	16122PA0040014	PPO	UPMC Advantage Bronze 7,400/350 - Premium Network	M		Bronze	0.6195	Standard AV	On/Off	0.592	1.016	1.002	1.146	1.000	1.000	$422.70	9.6%	2.5%	2.0%	5,297	3,920	$ 263.06	$ 263.45	0.1%	3.9%	1,050	195	-	2,146	1,515	386	5	-	-	5,297	1
Plan 6	16122PA0040015	PPO	UPMC Advantage Silver 10,000/80 - Premium Network	M		Silver	0.7368	Standard AV	Off	0.700	0.962	1.002	1.146	1.000	1.000	$473.26	9.6%	2.5%	2.0%	414	241	$ 285.28	$ 294.97	3.4%	0.3%	182	6	-	219	87	20	-	-	-	414	1
Plan 7	16122PA0040016	PPO	UPMC Advantage Catastrophic 10,150/50 - Premium Network	M		Catastrophic	0.6119	Standard AV	On/Off	0.567	1.016	1.002	1.146	1.000	1.000	$454.49	9.6%	2.5%	2.0%	93	89	$ 249.70	$ 252.08	1.0%	0.1%	12	5	-	45	32	4	-	-	-	93	1
Plan 8	16122PA0040017	PPO	UPMC Advantage Silver 10,000/60 - Premium Network	M		Silver	0.7368	Standard AV	Off	0.727	0.962	1.002	1.146	1.000	1.000	$491.20	9.6%	2.5%	2.0%	6,461	6,219	$ 282.17	$ 306.14	8.5%	4.7%	1,140	185	-	3,039	1,952	175	-	-	-	6,461	1
Plan 9	16122PA0040019	PPO	UPMC Advantage Bronze 7,400/350 - Premium Network	M		Bronze	0.6195	Standard AV	Off	0.592	1.016	1.002	1.146	1.000	1.000	$422.70	9.6%	2.5%	2.0%	1,760	1,529	$ 263.06	$ 263.45	0.1%	1.3%	-	-	134	-	-	69	566	-	991	-	1,760	1
Plan 10	16122PA0040040	PPO	UPMC Advantage Silver $3,000/$25 - Premium Network	M		Silver	0.7351	Standard AV	On/Off	0.722	0.962	1.002	1.146	1.000	1.200	$585.57	9.6%	2.5%	2.0%	3,556	2,686	$ 342.49	$ 364.96	6.6%	2.6%	-	-	31	-	-	109	1,147	-	2,269	-	3,556	1
Plan 11	16122PA0040041	PPO	UPMC Advantage Silver $2,000/$60 - Premium Network	M		Silver	0.7368	Standard AV	Off	0.717	0.962	1.002	1.146	1.000	1.000	$491.20	9.6%	2.5%	2.0%	242	138	$ 282.17	$ 306.14	8.5%	0.2%	-	-	16	-	-	7	42	-	177	-	242	1
Plan 12	16122PA0040042	PPO	UPMC Advantage Gold 1000/15 - Premium Network	M		Gold	0.8197	Standard AV	On/Off	0.815	1.076	1.002	1.146	1.000	1.000	$612.28	9.6%	2.5%	2.0%	924	617	$ 368.34	$ 381.61	3.6%	0.7%	-	-	48	-	-	11	181	-	684	-	924	1
Plan 13	16122PA0040043	PPO	Tower UPMC Advantage Bronze 7,400/350 - Premium Network	M		Bronze	0.6195	Standard AV	On/Off	0.592	1.016	1.002	1.126	1.000	1.000	$407.82	9.6%	2.5%	2.0%	458	352	$ 263.06	$ 254.18	-3.4%	0.3%	-	-	10	-	-	216	232	-	-	-	458	1
Plan 14	16122PA0040044	PPO	Tower UPMC Advantage Silver 15,000/35 - Premium Network	M		Silver	0.7351	Standard AV	On/Off	0.722	0.962	1.002	1.126	1.000	1.000	$564.98	9.6%	2.5%	2.0%	439	329	$ 342.49	$ 352.12	2.8%	0.3%	-	-	2	-	-	295	142	-	-	-	439	1
Plan 15	16122PA0040045	PPO	Tower UPMC Advantage Silver 12,000/60 - Premium Network	M		Silver	0.7368	Standard AV	Off	0.717	0.962	1.002	1.126	1.000	1.000	$473.90	9.6%	2.5%	2.0%	28	20	$ 282.17	$ 295.37	4.7%	0.0%	-	-	1	-	-	7	20	-	-	-	28	1
Plan 16	16122PA0040046	PPO	Tower UPMC Advantage Gold 1000/15 - Premium Network	M		Gold	0.8197	Standard AV	On/Off	0.815	1.076	1.002	1.126	1.000	1.000	$590.73	9.6%	2.5%	2.0%	124	81	$ 368.34	$ 368.18	0.0%	0.1%	-	-	-	-	-	53	71	-	-	-	124	1
Plan 17	16122PA0040069	PPO	UPMC Advantage Silver 10/30/- Select Network	M		Silver	0.7368	Standard AV	On/Off	0.700	0.962	1.002	0.945	1.000	1.200	$470.85	9.6%	2.5%	2.0%	3,153	1,275	$ 275.48	$ 291.46	6.5%	2.3%	3	-	-	3,150	-	-	-	-	-	-	3,153	1
Plan 18	16122PA0040070	PPO	UPMC Advantage Silver $1,000/$0 - Select Network	M		Silver	0.7351	Standard AV	On/Off	0.700	0.962	1.002	0.945	1.000	1.200	$469.14	9.6%	2.5%	2.0%	1,947	1,453	$ 275.48	$ 292.39	6.1%	1.4%	-	-	-	1,947	-	-	-	-	-	-	1,947	1
Plan 19	16122PA0040091	PPO	UPMC Advantage Silver $3,500/$25 - Select Network	M		Silver	0.7351	Standard AV	On/Off	0.704	0.962	1.002	0.945	1.000	1.200	$470.62	9.6%	2.5%	2.0%	1,793	1,853	$ 271.11	$ 293.32	8.2%	5.6%	-	-	-	1,791	2	-	-	-	-	-	1,793	1
Plan 20	16122PA0040093	PPO	UPMC Advantage Gold 1000/25 - Select Network	M		Gold	0.8197	Standard AV	On/Off	0.793	1.076	1.002	0.945	1.000	1.000	$491.44	9.6%	2.5%	2.0%	10,030	6,622	$ 292.33	$ 306.30	4.8%	7.3%	1	-	2	10,025	2	-	-	-	-	-	10,030	1
Plan 21	16122PA0050100	EPO	UPMC Advantage Bronze 7,400/350 - Select Network	M		Bronze	0.6195	Standard AV	On/Off	0.574	1.016	1.002	0.894	1.000	1.000	$319.65	9.6%	2.5%	2.0%	8,507	6,448	$ 199.37	$ 199.21	-0.1%	6.2%	1,451	-	585	5,878	633	-	-	-	-	-	8,507	1
Plan 22	16122PA0050101	EPO	UPMC Advantage Bronze 7,400/350 - Select Network	M		Bronze	0.6195	Standard AV	On/Off	0.574	1.016	1.002	0.945	1.000	1.000	$337.68	9.6%	2.5%	2.0%	5,495	4,051	$ 210.61	$ 210.46	-0.1%	4.0%	-	-	-	5,489	3	3	-	-	-	-	5,495	1
Plan 23	16122PA0050102	EPO	UPMC Advantage Silver 10/30/- Partner Network	M		Silver	0.7368	Standard AV	On/Off	0.700	0.962	1.002	0.894	1.000	1.200	$545.71	9.6%	2.5%	2.0%	5,461	4,311	$ 286.77	$ 277.79	6.5%	4.0%	851	-	439	3,783	433	-	-	-	1	-	5,461	1
Plan 24	16122PA0050103	EPO	UPMC Advantage Silver $1,000/$0 - Partner Network	M		Silver	0.7351	Standard AV	On/Off	0.700	0.962	1.002	0.894	1.000	1.200	$544.09	9.6%	2.5%	2.0%	2,841	2,155	$ 286.51	$ 276.78	6.1%	2.1%	485	-	197	1,797	235	-	-	-	-	-	2,841	1
Plan 25	16122PA0050104	EPO	UPMC Advantage Silver $3,500/$25 - Partner Network	M		Silver	0.7351	Standard AV	On/Off	0.704	0.962	1.002	0.894	1.000	1.200	$545.49	9.6%	2.5%	2.0%	11,910	9,231	$ 268.83	$ 277.85	8.2%	8.7%	2,535	-	773	7,817	987	1	-	-	1	-	11,910	1
Plan 26	16122PA0050105	EPO	UPMC Advantage Silver HSA 12,000/50 - Partner Network	M		Silver	0.7368	Standard AV	Off	0.682	0.962	1.002	0.894	1.000	1.000	$359.27	9.6%	2.5%	2.0%	533	309	$ 216.77	$ 223.92	3.3%	0.4%	58	-	23	397	55	-	-	-	-	-	533	1
Plan 27	16122PA0050106	EPO	UPMC Advantage Gold 1000/25 - Partner Network	M		Gold	0.8197	Standard AV	On/Off	0.793	1.076	1.002	0.894	1.000	1.000	$465.20	9.6%	2.5%	2.0%	12,586	8,700	$ 276.71	$ 289.94	4.8%	9.2%	2,210	-	563	8,842	968	-	3	-	-	-	12,586	1
Plan 28	16122PA0050108	EPO	UPMC Advantage Silver HSA 12,000/50 - Select Network	M		Silver	0.7368	Standard AV	Off	0.682	0.962	1.002	0.945	1.000	1.000	$379.54	9.6%	2.5%	2.0%	446	234	$ 229.00	$ 236.55	3.3%	0.3%	-	-	-	446	-	-	-	-	-	-	446	1
Plan 29	16122PA0050111	EPO	UPMC Advantage Catastrophic 10,150/50 - Partner Network	M		Catastrophic	0.6119	Standard AV	On/Off	0.549	1.016	1.002	0.894	1.000	1.000	$305.67	9.6%	2.5%	2.0%	328	321	$ 189.10	$ 190.12	0.8%	0.2%	-	-	2	286	10	-	-	-	-	-	328	1
Plan 30	16122PA0050112	EPO	UPMC Advantage Catastrophic 10,150/50 - Select Network	M		Catastrophic	0.6119	Standard AV	On/Off	0.549	1.016	1.002	0.945	1.000	1.000	$322.55	9.6%	2.5%	2.0%	138	135	$ 199.76	$ 201.20	0.8%	0.1%	-	-	-	138	-	-	-	-	-	-	138	1
Plan 31	16122PA0050117	EPO	UPMC Advantage Silver $3,000/$25 - Tower Network	M		Silver	0.7351	Standard AV	On/Off	0.704	0.962	1.002	1.126	1.000	1.000	$551.00	9.6%	2.5%	2.0%	1,353	1,064	$ 317.44	$ 322.89	1.7%	0.2%	-	-	-	-	-	2	2,349	-	2	-	2,353	1
Plan 32	16122PA0050118	EPO	Tower UPMC Advantage Gold 1000/15 - Tower Network	M		Gold	0.8197	Standard AV	On/Off	0.793	1.076	1.002	1.126	1.000	1.000	$575.42	9.6%	2.5%	2.0%	931	692	$ 342.27	$ 358.64	4.8%	0.7%	-	-	-	-	-	1	930	-	-	-	931	1
Plan 33	16122PA0050119	EPO	Tower UPMC Advantage Bronze 7,400/350 - Tower Network	M		Bronze	0.6195	Standard AV	On/Off	0.574	1.016	1.002	1.126	1.000	1.000	$395.39	9.6%	2.5%	2.0%	863	657	$ 246.40	$ 246.41	-0.1%	0.6%	-	-	-	-	-	-	863	-	-	-	863	1
Plan 34	16122PA0050120	EPO	UPMC Advantage Silver $2,000/$60 - Select Network	M		Silver	0.7368	Standard AV	Off	0.701	0.962	1.002	0.945	1.000	1.000	$390.22	9.6%	2.5%	2.0%	6,939	4,432	$ 224.25	$ 243.21	8.5%	5.0%	-	-	-	6,936	2	-	1	-	-	-	6,939	1
Plan 35	16122PA0050121	EPO	UPMC Advantage Silver $2,000/$60 - Partner Network	M		Silver	0.7368	Standard AV	Off	0.701	0.962	1.002	0.894	1.000	1.000	$369.39	9.6%	2.5%	2.0%	8,024	5,428	$ 212.24	$ 230.22	8.5%	5.8%	1,423	-	167	5,937	495	2	-	-	-	-	8,024	1
Plan 36	16122PA0050123	EPO	UPMC Advantage Silver $3,000/$25 - Tower Network	M		Silver	0.7368	Standard AV	Off	0.701	0.962	1.002	1.126	1.000	1.000	$456.91	9.6%	2.5%	2.0%	119	81	$ 262.53	$ 284.77	8.5%	0.1%	-	-	-	-	-	119	-	-	-	-	119	1
Plan 37	16122PA0050052	PPO	UPMC Advantage Platinum 5,000/50 - Premium Network	DM	16122PA0040010	Gold	0.9185	Standard AV	On/Off	0.815	1.076	1.002	1.146	1.000	1.000	$612.28	9.6%	2.5%	2.0%	324	226	$ 638.38	$ 381.61	-40.2%	0.2%	36	-	-	244	30	8	-	-	-	-	324	1
Plan 38	16122PA0050035	PPO	UPMC Advantage Platinum 5,000/50 - Select Network	DM	16122PA0050033	Gold	0.9185	Standard AV	On/Off	0.793	1.076	1.002	0.945	1.000	1.000	$491.44	9.6%	2.5%	2.0%	133	95	$ 513.35	$ 306.30	-40.3%	0.1%	-	-	-	133	-	-	-	-	-	-	133	1
Plan 39	16122PA0050037	EPO	UPMC Advantage Platinum 5,000/50 - Partner Network	DM	16122PA0050106	Gold	0.9185	Standard AV	On/Off	0.793	1.076	1.002	0.894	1.000	1.000	$465.20	9.6%	2.5%	2.0%	154	115	$ 485.98	$ 289.94	-40.3%	0.1%	10	-	5	133	16	-	-	-	-	-	154	1
Plan 40																$0.00				-		3 -		0.0%	0.0%										0
Plan 41																$0.00				-		3 -		0.0%	0.0%										0
Plan 42																$0.00				-		3 -		0.0%	0.0%										0
Plan 43																$0.00				-		3 -		0.0%	0.0%										0
Plan 44																$0.00				-		3 -		0.0%	0.0%										0
Plan 45																$0.00				-		3 -		0.0%	0.0%										0
Plan 46																$0.00				-		3 -		0.0%	0.0%										0
Plan 47																$0.00				-		3 -		0.0%	0.0%										0
Plan 48																$0.00				-		3 -		0.0%	0.0%										0
Plan 49																$0.00				-		3 -		0.0%	0.0%										0
Plan 50																$0.00				-		3 -		0.0%	0.0%										0
Plan 51																$0.00				-		3 -		0.0%	0.0%										0
Plan 52																$0.00				-		3 -		0.0%	0.0%										0
Plan 53																$0.00				-		3 -		0.0%	0.0%										0
Plan 54																$0.00				-		3 -		0.0%	0.0%										0
Plan 55																$0.00				-		3 -		0.0%	0.0%										0
Plan 56																$0.00				-		3 -		0.0%	0.0%										0
Plan 57																$0.00				-		3 -		0.0%	0.0%										0
Plan 58																$0.00				-		3 -		0.0%	0.0%										0
Plan 59																$0.00				-		3 -		0.0%	0.0%										0
Plan 60																$0.00				-		3 -		0.0%	0.0%										0
Plan 61																$0.00				-		3 -		0.0%	0.0%										0
Plan 62																$0.00				-		3 -		0.0%	0.0%										0
Plan 63																$0.00				-		3 -		0.0%	0.0%										0
Plan 64																$0.00				-		3 -		0.0%	0.0%										0
Plan 65																$0.00				-		3 -		0.0%	0.0%										0
Plan 66																$0.00				-		3 -		0.0%	0.0%										0
Plan 67																$0.00				-		3 -		0.0%	0.0%										0
Plan 68																$0.00				-		3 -		0.0%	0.0%										0
Plan 69																$0.00				-		3 -		0.0%	0.0%										0
Plan 70																$0.00				-		3 -		0.0%	0.0%										0
Plan 71																$0.00				-		3 -		0.0%	0.0%										0
Plan 72																$0.00				-		3 -		0.0%	0.0%										0
Plan 73																$0.00				-		3 -		0.0%	0.0%										0
Plan 74																$0.00				-		3 -		0.0%	0.0%										0
Plan 75																$0.00				-		3 -		0.0%	0.0%										0
Plan 76																$0.00				-		3 -		0.0%	0.0%										0
Plan 77																$0.00				-		3 -		0.0%	0.0%										0
Plan 78																$0.00				-		3 -		0.0%	0.0%										0
Plan 79																$0.00				-		3 -		0.0%	0.0%										0
Plan 80																$0.00				-		3 -		0.0%	0.0%										0
Plan 81																$0.00				-		3 -		0.0%	0.0%										0
Plan 82																$0.00				-		3 -		0.0%	0.0%										0
Plan 83																$0.00				-		3 -		0.0%	0.0%										0
Plan 84																$0.00				-		3 -		0.0%	0.0%										0
Plan 85																$0.00				-		3 -		0.0%	0.0%										0
Plan 86																$0.00				-		3 -		0.0%	0.0%										0
Plan 87																$0.00				-		3 -		0.0%	0.0%										0
Plan 88																$0.00				-		3 -		0.0%	0.0%										0
Plan 89																$0.00				-		3 -		0.0%	0.0%										0
Plan 90																$0.00				-		3 -		0.0%	0.0%										0
Plan 91																$0.00				-		3 -		0.0%	0.0%										0
Plan 92																$0.00				-		3 -		0.0%	0.0%										0
Plan 93																$0.00				-		3 -		0.0%	0.0%										0
Plan 94																$0.00				-		3 -		0.0%	0.0%										0
Plan 95																$0.00				-		3 -		0.0%	0.0%										0
Plan 96																$0.00				-		3 -		0.0%	0.0%										0
Plan 97																$0.00				-		3 -		0.0%	0.0%										0
Plan 98																$0.00				-		3 -		0.0%	0.0%										0
Plan 99																$0.00				-		3 -		0.0%	0.0%										0
Plan 100																$0.00				-		3 -		0.0%	0.0%										0
Plan 101																$0.00				-		3 -		0.0%	0.0%										0
Plan 102																$0.00				-		3 -		0.0%	0.0%										0
Plan 103																$0.00				-		3 -		0.0%	0.0%										0
Plan 104																$0.00				-		3 -		0.0%	0.0%										0
Plan 105																$0.00				-		3 -		0.0%	0.0%										0
Plan 106																$0.00				-		3 -		0.0%	0.0%										0
Plan 107																$0.00				-		3 -		0.0%	0.0%										0
Plan 108																$0.00				-		3 -		0.0%	0.0%										0
Plan 109																$0.00				-		3 -		0.0%	0.0%										0
Plan 110																$0.00				-		3 -		0.0%	0.0%										0
Plan 111																$0.00				-		3 -		0.0%	0.0%										0
Plan 112																$0.00				-		3 -		0.0%	0.0%										0
Plan 113																$0.00				-		3 -		0.0%	0.0%										0
Plan 114																$0.00				-		3 -		0.0%	0.0%										0
Plan 115																$0.00				-		3 -		0.0%	0.0%										0
Plan 116																$0.00				-		3 -		0.0%	0.0%										0
Plan 117																$0.00				-		3 -		0.0%	0.0%										0
Plan 118																$0.00				-		3 -		0.0%	0.0%										0
Plan 119																$0.00				-		3 -		0.0%	0.0%										0
Plan 120																$0.00				-		3 -		0.0%	0.0%										0
Plan 121																$0.00				-		3 -		0.0%	0.0%										0
Plan 122																$0.00				-		3 -		0.0%	0.0%										0
Plan 123																$0.00				-		3 -		0.0%	0.0%										0
Plan 124																$0.00				-		3 -		0.0%	0.0%										0
Plan 125																$0.00				-		3 -		0.0%	0.0%										0
Plan 126																$0.00				-		3 -		0.0%	0.0%										0
Plan 127																$0.00				-		3 -		0.0%	0.0%										0
Plan 128																$0.00				-		3 -		0.0%	0.0%										0
Plan 129																$0.00				-		3 -		0.0%	0.0%										0
Plan 130																$0.00				-		3 -		0.0%	0.0%										0
Plan 131																$0.00				-		3 -		0.0%	0.0%										0
Plan 132																$0.00				-		3 -		0.0%	0.0%										0
Plan 133																$0.00				-		3 -		0.0%	0.0%										0
Plan 134																$0.00				-		3 -		0.0%	0.0%										0
Plan 135																$0.00				-		3 -		0.0%	0.0%										0
Plan 136																$0.00				-		3 -		0.0%	0.0%										0
Plan 137															

PA Rate Template Part IV A - Individual

Table 11. Plan Premium Development for 21-Year-Old Non-Tobacco User

Carrier Name:	UPMC Health Options, Inc.
Product(s):	PPO, EPO
Market Segment:	Individual
Rate Effective Date:	1/1/2020

Plan Number	HIOS Plan ID (Standard Component)	1/1/2019 Plan Marketing Name	Discontinued, New, Modified, Existing (D,N,M,E) for 2020	1/1/2020 Plan HIOS Plan ID (If 1/1/2019 Plan Discontinued & Mapped)	Metallic Tier	Exchange On/Off or Off
Totals	These cells auto-fill using the data entered in Table 10.					
Plan 1	16322PA0040006	bronze Silver 30/585 - Prem	M	0	Silver	On/Off
Plan 2	16322PA0040007	ge Silver $2,000/580 - Pre	M	0	Silver	On/Off
Plan 3	16322PA0040008	ge Silver $3,500/525 - Pre	M	0	Silver	On/Off
Plan 4	16322PA0040010	ngo Gold 1900/525 - Prem	M	0	Gold	On/Off
Plan 5	16322PA0040024	e Bronze $7,400/550 - Pr	M	0	Bronze	On/Off
Plan 6	16322PA0040025	Silver HSA $2,800/20% -	M	0	Silver	Off
Plan 7	16322PA0040026	Catastrophic $8,150/50 -	M	0	Catastrophic	On/Off
Plan 8	16322PA0040037	ge Silver $1,300/560 - Pre	M	0	Silver	Off
Plan 9	16322PA0040039	e Bronze $7,400/550 - Pr	M	0	Bronze	On/Off
Plan 10	16322PA0040040	ge Silver $3,500/525 - Pre	M	0	Silver	Off
Plan 11	16322PA0040041	ge Silver $2,300/560 - Pre	M	0	Silver	Off
Plan 12	16322PA0040042	ngo Gold 1900/525 - Prem	M	0	Gold	On/Off
Plan 13	16322PA0040043	tage Bronze $7,400/550	M	0	Bronze	On/Off
Plan 14	16322PA0040044	ntage Silver $3,500/525 -	M	0	Silver	On/Off
Plan 15	16322PA0040045	ntage Silver $2,300/560 -	M	0	Silver	Off
Plan 16	16322PA0040046	ntage Gold 1900/525 - P	M	0	Gold	On/Off
Plan 17	16322PA0050029	ntage Silver 30/585 - Sele	M	0	Silver	On/Off
Plan 18	16322PA0050030	age Silver $2,000/580 - S	M	0	Silver	On/Off
Plan 19	16322PA0050031	age Silver $3,500/525 - S	M	0	Silver	On/Off
Plan 20	16322PA0050033	tage Gold 1900/525 - Sel	M	0	Gold	On/Off
Plan 21	16322PA0050100	ge Bronze $7,400/550 - P	M	0	Bronze	On/Off
Plan 22	16322PA0050101	ge Bronze $7,400/550 - S	M	0	Bronze	On/Off
Plan 23	16322PA0050102	ntage Silver 30/585 - Pare	M	0	Silver	On/Off
Plan 24	16322PA0050103	age Silver $2,000/580 - Pa	M	0	Silver	On/Off
Plan 25	16322PA0050104	age Silver $3,500/525 - Pa	M	0	Silver	On/Off
Plan 26	16322PA0050105	Silver HSA $2,800/20% -	M	0	Silver	Off
Plan 27	16322PA0050106	tage Gold 1900/525 - Par	M	0	Gold	On/Off
Plan 28	16322PA0050108	e Silver HSA $2,800/20%	M	0	Silver	Off
Plan 29	16322PA0050111	Catastrophic $8,150/50	M	0	Catastrophic	On/Off
Plan 30	16322PA0050112	e Catastrophic $8,150/50	M	0	Catastrophic	On/Off
Plan 31	16322PA0050117	entage Silver $3,500/525	M	0	Silver	On/Off
Plan 32	16322PA0050118	ntage Gold 1900/525 - P	M	0	Gold	On/Off
Plan 33	16322PA0050119	entage Bronze $7,400/55	M	0	Bronze	On/Off
Plan 34	16322PA0050120	age Silver $2,300/560 - S	M	0	Silver	Off
Plan 35	16322PA0050121	age Silver $2,300/560 - Pa	M	0	Silver	Off
Plan 36	16322PA0050123	entage Silver $2,300/560	M	0	Silver	Off
Plan 37	16322PA0040012	e Platinum $250/$20 - Pr	DM	16322PA040010	Gold	On/Off
Plan 38	16322PA0050035	age Platinum $250/$20 - S	DM	16322PA050033	Gold	On/Off
Plan 39	16322PA0050107	ge Platinum $250/$20 - Pa	DM	16322PA050106	Gold	On/Off
Plan 40	0	0	0	0	0	0
Plan 41	0	0	0	0	0	0
Plan 42	0	0	0	0	0	0
Plan 43	0	0	0	0	0	0
Plan 44	0	0	0	0	0	0
Plan 45	0	0	0	0	0	0
Plan 46	0	0	0	0	0	0
Plan 47	0	0	0	0	0	0
Plan 48	0	0	0	0	0	0
Plan 49	0	0	0	0	0	0
Plan 50	0	0	0	0	0	0
Plan 51	0	0	0	0	0	0
Plan 52	0	0	0	0	0	0
Plan 53	0	0	0	0	0	0
Plan 54	0	0	0	0	0	0
Plan 55	0	0	0	0	0	0
Plan 56	0	0	0	0	0	0
Plan 57	0	0	0	0	0	0
Plan 58	0	0	0	0	0	0
Plan 59	0	0	0	0	0	0
Plan 60	0	0	0	0	0	0
Plan 61	0	0	0	0	0	0
Plan 62	0	0	0	0	0	0
Plan 63	0	0	0	0	0	0
Plan 64	0	0	0	0	0	0
Plan 65	0	0	0	0	0	0
Plan 66	0	0	0	0	0	0
Plan 67	0	0	0	0	0	0
Plan 68	0	0	0	0	0	0
Plan 69	0	0	0	0	0	0
Plan 70	0	0	0	0	0	0
Plan 71	0	0	0	0	0	0
Plan 72	0	0	0	0	0	0
Plan 73	0	0	0	0	0	0
Plan 74	0	0	0	0	0	0
Plan 75	0	0	0	0	0	0
Plan 76	0	0	0	0	0	0
Plan 77	0	0	0	0	0	0
Plan 78	0	0	0	0	0	0
Plan 79	0	0	0	0	0	0
Plan 80	0	0	0	0	0	0
Plan 81	0	0	0	0	0	0
Plan 82	0	0	0	0	0	0
Plan 83	0	0	0	0	0	0
Plan 84	0	0	0	0	0	0
Plan 85	0	0	0	0	0	0
Plan 86	0	0	0	0	0	0
Plan 87	0	0	0	0	0	0
Plan 88	0	0	0	0	0	0
Plan 89	0	0	0	0	0	0
Plan 90	0	0	0	0	0	0
Plan 91	0	0	0	0	0	0
Plan 92	0	0	0	0	0	0
Plan 93	0	0	0	0	0	0
Plan 94	0	0	0	0	0	0
Plan 95	0	0	0	0	0	0
Plan 96	0	0	0	0	0	0
Plan 97	0	0	0	0	0	0
Plan 98	0	0	0	0	0	0
Plan 99	0	0	0	0	0	0
Plan 100	0	0	0	0	0	0
Plan 101	0	0	0	0	0	0
Plan 102	0	0	0	0	0	0
Plan 103	0	0	0	0	0	0
Plan 104	0	0	0	0	0	0
Plan 105	0	0	0	0	0	0
Plan 106	0	0	0	0	0	0
Plan 107	0	0	0	0	0	0
Plan 108	0	0	0	0	0	0
Plan 109	0	0	0	0	0	0
Plan 110	0	0	0	0	0	0
Plan 111	0	0	0	0	0	0
Plan 112	0	0	0	0	0	0
Plan 113	0	0	0	0	0	0
Plan 114	0	0	0	0	0	0
Plan 115	0	0	0	0	0	0
Plan 116	0	0	0	0	0	0
Plan 117	0	0	0	0	0	0
Plan 118	0	0	0	0	0	0
Plan 119	0	0	0	0	0	0
Plan 120	0	0	0	0	0	0
Plan 121	0	0	0	0	0	0
Plan 122	0	0	0	0	0	0
Plan 123	0	0	0	0	0	0
Plan 124	0	0	0	0	0	0
Plan 125	0	0	0	0	0	0
Plan 126	0	0	0	0	0	0
Plan 127	0	0	0	0	0	0
Plan 128	0	0	0	0	0	0
Plan 129	0	0	0	0	0	0
Plan 130	0	0	0	0	0	0
Plan 131	0	0	0	0	0	0
Plan 132	0	0	0	0	0	0
Plan 133	0	0	0	0	0	0
Plan 134	0	0	0	0	0	0
Plan 135	0	0	0	0	0	0
Plan 136	0	0	0	0	0	0
Plan 137	0	0	0	0	0	0
Plan 138	0	0	0	0	0	0
Plan 139	0	0	0	0	0	0
Plan 140	0	0	0	0	0	0
Plan 141	0	0	0	0	0	0
Plan 142	0	0	0	0	0	0
Plan 143	0	0	0	0	0	0
Plan 144	0	0	0	0	0	0
Plan 145	0	0	0	0	0	0
Plan 146	0	0	0	0	0	0
Plan 147	0	0	0	0	0	0
Plan 148	0	0	0	0	0	0
Plan 149	0	0	0	0	0	0
Plan 150	0	0	0	0	0	0
Plan 151	0	0	0	0	0	0
Plan 152	0	0	0	0	0	0
Plan 153	0	0	0	0	0	0
Plan 154	0	0	0	0	0	0
Plan 155	0	0	0	0	0	0
Plan 156	0	0	0	0	0	0
Plan 157	0	0	0	0	0	0
Plan 158	0	0	0	0	0	0
Plan 159	0	0	0	0	0	0
Plan 160	0	0	0	0	0	0
Plan 161	0	0	0	0	0	0
Plan 162	0	0	0	0	0	0
Plan 163	0	0	0	0	0	0
Plan 164	0	0	0	0	0	0
Plan 165	0	0	0	0	0	0
Plan 166	0	0	0	0	0	0
Plan 167	0	0	0	0	0	0
Plan 168	0	0	0	0	0	0
Plan 169	0	0	0	0	0	0
Plan 170	0	0	0	0	0	0
Plan 171	0	0	0	0	0	0
Plan 172	0	0	0	0	0	0
Plan 173	0	0	0	0	0	0
Plan 174	0	0	0	0	0	0
Plan 175	0	0	0	0	0	0
Plan 176	0	0	0	0	0	0
Plan 177	0	0	0	0	0	0
Plan 178	0	0	0	0	0	0
Plan 179	0	0	0	0	0	0
Plan 180	0	0	0	0	0	0
Plan 181	0	0	0	0	0	0
Plan 182	0	0	0	0	0	0
Plan 183	0	0	0	0	0	0
Plan 184	0	0	0	0	0	0
Plan 185	0	0	0	0	0	0
Plan 186	0	0	0	0	0	0
Plan 187	0	0	0	0	0	0
Plan 188	0	0	0	0	0	0
Plan 189	0	0	0	0	0	0
Plan 190	0	0	0	0	0	0
Plan 191	0	0	0	0	0	0
Plan 192	0	0	0	0	0	0
Plan 193	0	0	0	0	0	0
Plan 194	0	0	0	0	0	0
Plan 195	0	0	0	0	0	0
Plan 196	0	0	0	0	0	0
Plan 197	0	0	0	0	0	0
Plan 198	0	0	0	0	0	0
Plan 199	0	0	0	0	0	0
Plan 200	0	0	0	0	0	0

2019 21-year-old, Non-Tobacco Premium PMPM

Plan Number	1	2	3	4	5	6	7	8	9	Average (weighted by enrollment by rating area)
Totals	$ 283.13	$ 330.79	$ 316.61	$ 267.68	$ 308.78	$ 432.05	$ 424.07	$ -	$ 389.02	$ 290.18
Plan 1	$ 345.75	$ 345.75	$ 436.30	$ 345.75	$ 345.75	$ 465.67	$ 472.25	$ -	$ 413.52	$ 355.58
Plan 2	$ 335.79	$ 335.79	$ 423.73	$ 335.79	$ 335.79	$ 452.26	$ 458.65	$ -	$ 401.61	$ 343.86
Plan 3	$ 342.49	$ 342.49	$ 432.18	$ 342.49	$ 342.49	$ 461.28	$ 467.80	$ -	$ 409.62	$ 349.68
Plan 4	$ 364.25	$ 364.25	$ 459.69	$ 364.25	$ 364.25	$ 490.58	$ 497.52	$ -	$ 435.64	$ 369.80
Plan 5	$ 263.06	$ 263.06	$ 331.95	$ 263.06	$ 263.06	$ 354.30	$ 359.31	$ -	$ 314.62	$ 269.80
Plan 6	$ 285.28	$ 285.28	$ 360.00	$ 285.28	$ 285.28	$ 384.23	$ 389.66	$ -	$ 341.20	$ 290.06
Plan 7	$ 249.70	$ 249.70	$ 315.09	$ 249.70	$ 249.70	$ 336.30	$ 341.06	$ -	$ 298.64	$ 257.15
Plan 8	$ 282.17	$ 282.17	$ 356.06	$ 282.17	$ 282.17	$ 380.04	$ 385.41	$ -	$ 337.48	$ 284.82
Plan 9	$ 263.06	$ 263.06	$ 331.95	$ 263.06	$ 263.06	$ 354.30	$ 359.31	$ -	$ 314.62	$ 331.87
Plan 10	$ 342.49	$ 342.49	$ 432.18	$ 342.49	$ 342.49	$ 461.28	$ 467.80	$ -	$ 409.62	$ 430.17
Plan 11	$ 282.17	$ 282.17	$ 356.06	$ 282.17	$ 282.17	$ 380.04	$ 385.41	$ -	$ 337.48	$ 348.26
Plan 12	$ 368.34	$ 368.34	$ 464.81	$ 368.34	$ 368.34	$ 496.10	$ 503.11	$ -	$ 440.54	$ 453.36
Plan 13	$ 263.06	$ 263.06	$ 331.95	$ 263.06	$ 263.06	$ 354.30	$ 359.31	$ -	$ 314.62	$ 356.35
Plan 14	$ 342.49	$ 342.49	$ 432.18	$ 342.49	$ 342.49	$ 461.28	$ 467.80	$ -	$ 409.62	$ 463.26
Plan 15	$ 282.17	$ 282.17	$ 356.06	$ 282.17	$ 282.17	$ 380.04	$ 385.41	$ -	$ 337.48	$ 383.02
Plan 16	$ 368.34	$ 368.34	$ 464.81	$ 368.34	$ 368.34	$ 496.10	$ 503.11	$ -	$ 440.54	$ 500.11
Plan 17	$ 275.48	$ 275.48	$ 347.62	$ 275.48	$ 275.48	$ 371.03	$ 376.27	$ -	$ 329.47	$ 275.48
Plan 18	$ 275.64	$ 275.64	$ 347.83	$ 275.64	$ 275.64	$ 371.24	$ 376.49	$ -	$ 329.67	$ 275.64
Plan 19	$ 271.11	$ 271.11	$ 342.11	$ 271.11	$ 271.11	$ 365.14	$ 370.30	$ -	$ 324.25	$ 271.11
Plan 20	$ 292.32	$ 292.32	$ 368.87	$ 292.32	$ 292.32	$ 393.70	$ 399.27	$ -	$ 349.61	$ 292.33
Plan 21	$ 199.37	$ 199.37	$ 251.58	$ 199.37	$ 199.37	$ 268.51	$ 272.31	$ -	$ 238.44	$ 202.96
Plan 22	$ 210.61	$ 210.61	$ 265.77	$ 210.61	$ 210.61	$ 283.66	$ 287.67	$ -	$ 251.89	$ 210.65
Plan 23	$ 260.77	$ 260.77	$ 329.06	$ 260.77	$ 260.77	$ 351.21	$ 356.18	$ -	$ 311.88	$ 266.14
Plan 24	$ 260.92	$ 260.92	$ 329.25	$ 260.92	$ 260.92	$ 351.42	$ 356.39	$ -	$ 312.06	$ 264.22
Plan 25	$ 256.63	$ 256.63	$ 323.84	$ 256.63	$ 256.63	$ 345.64	$ 350.53	$ -	$ 306.93	$ 261.01
Plan 26	$ 216.77	$ 216.77	$ 273.54	$ 216.77	$ 216.77	$ 291.95	$ 296.08	$ -	$ 259.26	$ 219.22
Plan 27	$ 276.71	$ 276.71	$ 349.17	$ 276.71	$ 276.71	$ 372.68	$ 377.95	$ -	$ 330.94	$ 279.97
Plan 28	$ 229.00	$ 229.00	$ 288.97	$ 229.00	$ 229.00	$ 308.42	$ 312.78	$ -	$ 273.88	$ 229.00
Plan 29	$ 189.10	$ 189.10	$ 238.62	$ 189.10	$ 189.10	$ 254.68	$ 258.28	$ -	$ 226.16	$ 189.40
Plan 30	$ 199.76	$ 199.76	$ 252.09	$ 199.76	$ 199.76	$ 269.05	$ 272.85	$ -	$ 238.92	$ 199.76
Plan 31	$ 317.44	$ 317.44	$ 400.57	$ 317.44	$ 317.44	$ 427.54	$ 433.58	$ -	$ 379.66	$ 433.53
Plan 32	$ 342.27	$ 342.27	$ 431.90	$ 342.27	$ 342.27	$ 460.98	$ 467.50	$ -	$ 409.35	$ 467.49
Plan 33	$ 246.60	$ 246.60	$ 311.19	$ 246.60	$ 246.60	$ 332.14	$ 336.83	$ -	$ 294.94	$ 336.83
Plan 34	$ 224.23	$ 224.23	$ 282.94	$ 224.23	$ 224.23	$ 301.98	$ 306.25	$ -	$ 268.10	$ 224.23
Plan 35	$ 212.24	$ 212.24	$ 267.82	$ 212.24	$ 212.24	$ 285.85	$ 289.90	$ -	$ 253.84	$ 213.42
Plan 36	$ 262.53	$ 262.53	$ 331.28	$ 262.53	$ 262.53	$ 353.58	$ 358.58	$ -	$ 314.13	$ 358.58
Plan 37	$ 638.38	$ 638.38	$ 805.55	$ 638.38	$ 638.38	$ 859.78	$ 871.94	$ -	$ 763.50	$ 643.84
Plan 38	$ 513.35	$ 513.35	$ 647.79	$ 513.35	$ 513.35	$ 691.40	$ 701.17	$ -	$ 613.97	$ 701.17
Plan 39	$ 485.94	$ 485.94	$ 613.19	$ 485.94	$ 485.94	$ 654.47	$ 663.73	$ -	$ 581.18	$ 490.07
Plan 40	0	0	0	0	0	0	0	$ -	$ -	$ -
Plan 41	0	0	0	0	0	0	0	$ -	$ -	$ -
Plan 42	0	0	0	0	0	0	0	$ -	$ -	$ -
Plan 43	0	0	0	0	0	0	0	$ -	$ -	$ -
Plan 44	0	0	0	0	0	0	0	$ -	$ -	$ -
Plan 45	0	0	0	0	0	0	0	$ -	$ -	$ -
Plan 46	0	0	0	0	0	0	0	$ -	$ -	$ -
Plan 47	0	0	0	0	0	0	0	$ -	$ -	$ -
Plan 48	0	0	0	0	0	0	0	$ -	$ -	$ -
Plan 49	0	0	0	0	0	0	0	$ -	$ -	$ -
Plan 50	0	0	0	0	0	0	0	$ -	$ -	$ -
Plan 51	0	0	0	0	0	0	0	$ -	$ -	$ -
Plan 52	0	0	0	0	0	0	0	$ -	$ -	$ -
Plan 53	0	0	0	0	0	0	0	$ -	$ -	$ -
Plan 54	0	0	0	0	0	0	0	$ -	$ -	$ -
Plan 55	0	0	0	0	0	0	0	$ -	$ -	$ -
Plan 56	0	0	0	0	0	0	0	$ -	$ -	$ -
Plan 57	0	0	0	0	0	0	0	$ -	$ -	$ -
Plan 58	0	0	0	0	0	0	0	$ -	$ -	$ -
Plan 59	0	0	0	0	0	0	0	$ -	$ -	$ -
Plan 60	0	0	0	0	0	0	0	$ -	$ -	$ -
Plan 61	0	0	0	0	0	0	0	$ -	$ -	$ -
Plan 62	0	0	0	0	0	0	0	$ -	$ -	$ -
Plan 63	0	0	0	0	0	0	0	$ -	$ -	$ -
Plan 64	0	0	0	0	0	0	0	$ -	$ -	$ -
Plan 65	0	0	0	0	0	0	0	$ -	$ -	$ -
Plan 66	0	0	0	0	0	0	0	$ -	$ -	$ -
Plan 67	0	0	0	0	0	0	0	$ -	$ -	$ -
Plan 68	0	0	0	0	0	0	0	$ -	$ -	$ -
Plan 69	0	0	0	0	0	0	0	$ -	$ -	$ -
Plan 70	0	0	0	0	0	0	0	$ -	$ -	$ -
Plan 71	0	0	0	0	0	0	0	$ -	$ -	$ -
Plan 72	0	0	0	0	0	0	0	$ -	$ -	$ -
Plan 73	0	0	0	0	0	0	0	$ -	$ -	$ -
Plan 74	0	0	0	0	0	0	0	$ -	$ -	$ -
Plan 75	0	0	0	0	0	0	0	$ -	$ -	$ -
Plan 76	0	0	0	0	0	0	0	$ -	$ -	$ -
Plan 77	0	0	0	0	0	0	0	$ -	$ -	$ -
Plan 78	0	0	0	0	0	0	0	$ -	$ -	$ -
Plan 79	0	0	0	0	0	0	0	$ -	$ -	$ -
Plan 80	0	0	0	0	0	0	0	$ -	$ -	$ -
Plan 81	0	0	0	0	0	0	0	$ -	$ -	$ -
Plan 82	0	0	0	0	0	0	0	$ -	$ -	$ -
Plan 83	0	0	0	0	0	0	0	$ -	$ -	$ -
Plan 84	0	0	0	0	0	0	0	$ -	$ -	$ -
Plan 85	0	0	0	0	0	0	0	$ -	$ -	$ -
Plan 86	0	0	0	0	0	0	0	$ -	$ -	$ -
Plan 87	0	0	0	0	0	0	0	$ -	$ -	$ -
Plan 88	0	0	0	0	0	0	0	$ -	$ -	$ -
Plan 89	0	0	0	0	0	0	0	$ -	$ -	$ -
Plan 90	0	0	0	0	0	0	0	$ -	$ -	$ -
Plan 91	0	0	0	0	0	0	0	$ -	$ -	$ -
Plan 92	0	0	0	0	0	0	0	$ -	$ -	$ -
Plan 93	0	0	0	0	0	0	0	$ -	$ -	$ -
Plan 94	0	0	0	0	0	0	0	$ -	$ -	$ -
Plan 95	0	0	0	0	0	0	0	$ -	$ -	$ -
Plan 96	0	0	0	0	0	0	0	$ -	$ -	$ -
Plan 97	0	0	0	0	0	0	0	$ -	$ -	$ -
Plan 98	0	0	0	0	0	0	0	$ -	$ -	$ -
Plan 99	0	0	0	0	0	0	0	$ -	$ -	$ -
Plan 100	0	0	0	0	0	0	0	$ -	$ -	$ -
Plan 101	0	0	0	0	0	0	0	$ -	$ -	$ -
Plan 102	0	0	0	0	0	0	0	$ -	$ -	$ -
Plan 103	0	0	0	0	0	0	0	$ -	$ -	$ -
Plan 104	0	0	0	0	0	0	0	$ -	$ -	$ -
Plan 105	0	0	0	0	0	0	0	$ -	$ -	$ -
Plan 106	0	0	0	0	0	0	0	$ -	$ -	$ -
Plan 107	0	0	0	0	0	0	0	$ -	$ -	$ -
Plan 108	0	0	0	0	0	0	0	$ -	$ -	$ -
Plan 109	0	0	0	0	0	0	0	$ -	$ -	$ -
Plan 110	0	0	0	0	0	0	0	$ -	$ -	$ -
Plan 111	0	0	0	0	0	0	0	$ -	$ -	$ -
Plan 112	0	0	0	0	0	0	0	$ -	$ -	$ -
Plan 113	0	0	0	0	0	0	0	$ -	$ -	$ -
Plan 114	0	0	0	0	0	0	0	$ -	$ -	$ -
Plan 115	0	0	0	0	0	0	0	$ -	$ -	$ -
Plan 116	0	0	0	0	0	0	0	$ -	$ -	$ -
Plan 117	0	0	0	0	0	0	0	$ -	$ -	$ -
Plan 118	0	0	0	0	0	0	0	$ -	$ -	$ -
Plan 119	0	0	0	0	0	0	0	$ -	$ -	$ -
Plan 120	0	0	0	0	0	0	0	$ -	$ -	$ -
Plan 121	0	0	0	0	0	0	0	$ -	$ -	$ -
Plan 122	0	0	0	0	0	0	0	$ -	$ -	$ -
Plan 123	0	0	0	0	0	0	0	$ -	$ -	$ -
Plan 124	0	0	0	0	0	0	0	$ -	$ -	$ -
Plan 125	0	0	0	0	0	0	0	$ -	$ -	$ -
Plan 126	0	0	0	0	0	0	0	$ -	$ -	$ -
Plan 127	0	0	0	0	0	0	0	$ -	$ -	$ -
Plan 128	0	0	0	0	0	0	0	$ -	$ -	$ -
Plan 129	0	0	0	0	0	0	0	$ -	$ -	$ -
Plan 130	0	0	0	0	0	0	0	$ -	$ -	$ -
Plan 131	0	0	0	0	0	0	0	$ -	$ -	$ -
Plan 132	0	0	0	0	0	0	0	$ -	$ -	$ -
Plan 133	0	0	0	0	0	0	0	$ -	$ -	$ -
Plan 134	0	0	0	0	0	0	0	$ -	$ -	$ -
Plan 135	0	0	0	0	0	0	0	$ -	$ -	$ -
Plan 136	0	0	0	0	0	0	0	$ -	$ -	$ -
Plan 137	0	0	0	0	0	0	0	$ -	$ -	$ -
Plan 138	0	0	0	0	0	0	0	$ -	$ -	$ -
Plan 139	0	0	0	0	0	0	0	$ -	$ -	$ -
Plan 140	0	0

PA Rate Quarterly Template Part V
Consumer Factors

Carrier Name:	**UPMC Health Options, Inc.**
Product(s):	**PPO, EPO**
Market Segment:	**Individual**
Rate Effective Date:	**1/1/2020**

Table 12. Age and Tobacco Factors

Projection Period Age and Tobacco Factors						
Age Band	Age Factor	Tobacco Factor		Age Band	Age Factor	Tobacco Factor
0-14	0.765			40	1.278	1.025
15	0.833			41	1.302	1.025
16	0.859			42	1.325	1.025
17	0.885			43	1.357	1.025
18	0.913	1.025		44	1.397	1.025
19	0.941	1.025		45	1.444	1.025
20	0.970	1.025		46	1.500	1.025
21	1.000	1.025		47	1.563	1.025
22	1.000	1.025		48	1.635	1.025
23	1.000	1.025		49	1.706	1.025
24	1.000	1.025		50	1.786	1.025
25	1.004	1.025		51	1.865	1.025
26	1.024	1.025		52	1.952	1.025
27	1.048	1.025		53	2.040	1.025
28	1.087	1.025		54	2.135	1.025
29	1.119	1.025		55	2.230	1.025
30	1.135	1.025		56	2.333	1.025
31	1.159	1.025		57	2.437	1.025
32	1.183	1.025		58	2.548	1.025
33	1.198	1.025		59	2.603	1.025
34	1.214	1.025		60	2.714	1.025
35	1.222	1.025		61	2.810	1.025
36	1.230	1.025		62	2.873	1.025
37	1.238	1.025		63	2.952	1.025
38	1.246	1.025		64+	3.000	1.025
39	1.262	1.025				

*PA follows the federal default age curve.

Table 13. Geographic Factors

Geographic Area Factors			
Area	Counties	Current Factor	Proposed Factor
Rating Area 1	Erie, Crawford, Warren, Venango, Forest, Clarion, Mckean	1.000	0.964
Rating Area 2	Elk, Cameron, Potter	1.000	1.057
Rating Area 3	Bradford, Carbon, Clinton, Lackawanna, Luzerne, Lycoming, Sullivan, Tioga, Wyoming	1.262	1.216
Rating Area 4	Allegheny, Armstrong, Beaver, Butler, Fayette, Greene, Indiana, Lawrence, Washington, Westmoreland	1.000	0.964
Rating Area 5	Cambria, Blair, Clearfield, Bedford, Somerset, Jefferson, Huntingdon	1.000	0.964
Rating Area 6	Centre, Columbia, Lehigh, Northampton, Northumberland, Schuylkill, Snyder, Union	1.347	1.298
Rating Area 7	Adams, Berks, Lancaster, York	1.366	1.316
Rating Area 8			
Rating Area 9	Cumberland, Dauphin, Lebanon, Perry	1.196	1.153

Table 14. Network Factors

Projecion Period Network Factors				
Network Name	Rating Area	Current Factor	Proposed Factor	DOH Approval Date
Partner	1, 3, 4, 5	0.876	0.894135585	5/2/2018
Premium	1, 2, 3, 4, 5, 6, 7, 9	1.123	1.146	4/25/2018
Select	4	0.925	0.945	5/2/2018
Tower	7	1.083	1.106	5/2/2018

Company Name: UPMC Health Options, Inc.
Market: Individual
Product: PPO, EPO
Effective Date of Rates: January 1, 2020

Ending date of Rates: December 31, 2020

HIOS Plan ID (On Exchange)=>	16322PA0040006		16322PA0040006		16322PA0040006		16322PA0040006		16322PA0040006		16322PA0040007		16322PA0040007		16322PA0040007		16322PA0040007		16322PA
HIOS Plan ID (Off Exchange)=>	16322PA0040006		16322PA0040006		16322PA0040006		16322PA0040006		16322PA0040006		16322PA0040007		16322PA0040007		16322PA0040007		16322PA0040007		16322PA
Plan Marketing Name =>	vantage Silver $0/$85 - Premiu		vantage Silver $0/$85 - Premiu		vantage Silver $0/$85 - Premiu		vantage Silver $0/$85 - Premiu		vantage Silver $0/$85 - Premiu		tage Silver $2,000/$80 - Premi		tage Silver $2,000/$80 - Premi		tage Silver $2,000/$80 - Premi		tage Silver $2,000/$80 - Premi		tage Silver $2,0
Form # =>	663		663		663		663		663		663		663		663		663		66
Rating Area =>	1		2		4		5		6		1		2		4		5		6
Network =>	emium West w/Dominion PED		emium West w/Dominion PED		emium West w/Dominion PED		emium West w/Dominion PED		emium West w/Dominion PED		emium West w/Dominion PED		emium West w/Dominion PED		emium West w/Dominion PED		emium West w/Dominion PED		emium West w/
Metal =>	Silver		Silver		Silver		Silver		Silver		Silver		Silver		Silver		Silver		Silv
Deductible =>	$0/ $0		$0/ $0		$0/ $0		$0/ $0		$0/ $0		$2000/ $4000		$2000/ $4000		$2000/ $4000		$2000/ $4000		$2000/
Coinsurance =>	100%		100%		100%		100%		100%		80%		80%		80%		80%		80
Copays =>	$85 / $150		$85 / $150		$85 / $150		$85 / $150		$85 / $150		$80 / $90		$80 / $90		$80 / $90		$80 / $90		$80 /
OOP Maximum =>	$8150/ $16300		$8150/ $16300		$8150/ $16300		$8150/ $16300		$8150/ $16300		$8150/ $16300		$8150/ $16300		$8150/ $16300		$8150/ $16300		$8150/
Pediatric Dental (Yes/No) =>	Yes		Yes		Yes		Yes		Yes		Yes		Yes		Yes		Yes		Ye
Age Band	Non-Tobacco	Tobacco	Non-Tobacco	Tobacco	Non-Tobacco	Tobacco	Non-Tobacco	Tobacco	Non-Tobacco	Tobacco	Non-Tobacco	Tobacco	Non-Tobacco	Tobacco	Non-Tobacco	Tobacco	Non-Tobacco	Tobacco	Non-Tobacco
0 - 14	$270.41	$270.41	$296.48	$296.48	$270.41	$270.41	$270.41	$270.41	$364.20	$364.20	$268.62	$268.62	$294.51	$294.51	$268.62	$268.62	$268.62	$268.62	$361.78
15	$294.45	$294.45	$322.83	$322.83	$294.45	$294.45	$294.45	$294.45	$396.57	$396.57	$292.50	$292.50	$320.69	$320.69	$292.50	$292.50	$292.50	$292.50	$393.94
16	$303.64	$303.64	$332.91	$332.91	$303.64	$303.64	$303.64	$303.64	$408.95	$408.95	$301.63	$301.63	$330.70	$330.70	$301.63	$301.63	$301.63	$301.63	$406.24
17	$312.83	$312.83	$342.98	$342.98	$312.83	$312.83	$312.83	$312.83	$421.33	$421.33	$310.76	$310.76	$340.71	$340.71	$310.76	$310.76	$310.76	$310.76	$418.53
18	$322.73	$330.80	$353.83	$362.68	$322.73	$330.80	$322.73	$330.80	$434.66	$445.53	$320.59	$328.61	$351.49	$360.27	$320.59	$328.61	$320.59	$328.61	$431.78
19	$332.62	$340.94	$364.68	$373.80	$332.62	$340.94	$332.62	$340.94	$447.99	$459.19	$330.42	$338.68	$362.27	$371.32	$330.42	$338.68	$330.42	$338.68	$445.02
20	$342.88	$351.45	$375.92	$385.32	$342.88	$351.45	$342.88	$351.45	$461.80	$473.34	$340.61	$349.12	$373.43	$382.77	$340.61	$349.12	$340.61	$349.12	$458.73
21	$353.48	$362.32	$387.55	$397.24	$353.48	$362.32	$353.48	$362.32	$476.08	$487.98	$351.14	$359.92	$384.98	$394.60	$351.14	$359.92	$351.14	$359.92	$472.92
22	$353.48	$362.32	$387.55	$397.24	$353.48	$362.32	$353.48	$362.32	$476.08	$487.98	$351.14	$359.92	$384.98	$394.60	$351.14	$359.92	$351.14	$359.92	$472.92
23	$353.48	$362.32	$387.55	$397.24	$353.48	$362.32	$353.48	$362.32	$476.08	$487.98	$351.14	$359.92	$384.98	$394.60	$351.14	$359.92	$351.14	$359.92	$472.92
24	$353.48	$362.32	$387.55	$397.24	$353.48	$362.32	$353.48	$362.32	$476.08	$487.98	$351.14	$359.92	$384.98	$394.60	$351.14	$359.92	$351.14	$359.92	$472.92
25	$354.89	$363.77	$389.10	$398.83	$354.89	$363.77	$354.89	$363.77	$477.98	$489.93	$352.54	$361.36	$386.52	$396.18	$352.54	$361.36	$352.54	$361.36	$474.81
26	$361.96	$371.01	$396.85	$406.77	$361.96	$371.01	$361.96	$371.01	$487.51	$499.69	$359.57	$368.56	$394.22	$404.08	$359.57	$368.56	$359.57	$368.56	$484.27
27	$370.45	$379.71	$406.15	$416.31	$370.45	$379.71	$370.45	$379.71	$498.93	$511.41	$367.99	$377.19	$403.46	$413.55	$367.99	$377.19	$367.99	$377.19	$495.62
28	$384.23	$393.84	$421.27	$431.80	$384.23	$393.84	$384.23	$393.84	$517.50	$530.44	$381.69	$391.23	$418.47	$428.94	$381.69	$391.23	$381.69	$391.23	$514.06
29	$395.54	$405.43	$433.67	$444.51	$395.54	$405.43	$395.54	$405.43	$532.73	$546.05	$392.93	$402.75	$430.79	$441.56	$392.93	$402.75	$392.93	$402.75	$529.20
30	$401.20	$411.23	$439.87	$450.87	$401.20	$411.23	$401.20	$411.23	$540.35	$553.86	$398.54	$408.51	$436.95	$447.88	$398.54	$408.51	$398.54	$408.51	$536.76
31	$409.68	$419.93	$449.17	$460.40	$409.68	$419.93	$409.68	$419.93	$551.78	$565.57	$406.97	$417.15	$446.19	$457.35	$406.97	$417.15	$406.97	$417.15	$548.11
32	$418.17	$428.62	$458.47	$469.93	$418.17	$428.62	$418.17	$428.62	$563.20	$577.28	$415.40	$425.78	$455.43	$466.82	$415.40	$425.78	$415.40	$425.78	$559.46
33	$423.47	$434.06	$464.28	$475.89	$423.47	$434.06	$423.47	$434.06	$570.34	$584.60	$420.67	$431.18	$461.21	$472.74	$420.67	$431.18	$420.67	$431.18	$566.56
34	$429.12	$439.85	$470.49	$482.25	$429.12	$439.85	$429.12	$439.85	$577.96	$592.41	$426.28	$436.94	$467.37	$479.05	$426.28	$436.94	$426.28	$436.94	$574.12
35	$431.95	$442.75	$473.59	$485.43	$431.95	$442.75	$431.95	$442.75	$581.77	$596.31	$429.09	$439.82	$470.45	$482.21	$429.09	$439.82	$429.09	$439.82	$577.91
36	$434.78	$445.65	$476.69	$488.60	$434.78	$445.65	$434.78	$445.65	$585.58	$600.22	$431.90	$442.70	$473.53	$485.36	$431.90	$442.70	$431.90	$442.70	$581.69
37	$437.61	$448.55	$479.79	$491.78	$437.61	$448.55	$437.61	$448.55	$589.39	$604.12	$434.71	$445.58	$476.61	$488.52	$434.71	$445.58	$434.71	$445.58	$585.47
38	$440.44	$451.45	$482.89	$494.96	$440.44	$451.45	$440.44	$451.45	$593.20	$608.03	$437.52	$448.46	$479.69	$491.68	$437.52	$448.46	$437.52	$448.46	$589.26
39	$446.09	$457.24	$489.09	$501.32	$446.09	$457.24	$446.09	$457.24	$600.81	$615.83	$443.14	$454.22	$485.84	$497.99	$443.14	$454.22	$443.14	$454.22	$596.83
40	$451.75	$463.04	$495.29	$507.67	$451.75	$463.04	$451.75	$463.04	$608.43	$623.64	$448.76	$459.98	$492.00	$504.30	$448.76	$459.98	$448.76	$459.98	$604.39
41	$460.23	$471.74	$504.59	$517.20	$460.23	$471.74	$460.23	$471.74	$619.86	$635.35	$457.18	$468.61	$501.24	$513.78	$457.18	$468.61	$457.18	$468.61	$615.74
42	$468.36	$480.07	$513.50	$526.34	$468.36	$480.07	$468.36	$480.07	$630.81	$646.58	$465.26	$476.89	$510.10	$522.85	$465.26	$476.89	$465.26	$476.89	$626.62
43	$479.67	$491.66	$525.91	$539.05	$479.67	$491.66	$479.67	$491.66	$646.04	$662.19	$476.50	$488.41	$522.42	$535.48	$476.50	$488.41	$476.50	$488.41	$641.75
44	$493.81	$506.16	$541.41	$554.94	$493.81	$506.16	$493.81	$506.16	$665.08	$681.71	$490.54	$502.81	$537.82	$551.26	$490.54	$502.81	$490.54	$502.81	$660.67
45	$510.43	$523.19	$559.62	$573.61	$510.43	$523.19	$510.43	$523.19	$687.46	$704.65	$507.05	$519.72	$555.91	$569.81	$507.05	$519.72	$507.05	$519.72	$682.90
46	$530.22	$543.48	$581.33	$595.86	$530.22	$543.48	$530.22	$543.48	$714.12	$731.97	$526.71	$539.88	$577.47	$591.91	$526.71	$539.88	$526.71	$539.88	$709.38
47	$552.49	$566.30	$605.74	$620.88	$552.49	$566.30	$552.49	$566.30	$744.11	$762.72	$548.83	$562.55	$601.72	$616.77	$548.83	$562.55	$548.83	$562.55	$739.17
48	$577.94	$592.39	$633.64	$649.49	$577.94	$592.39	$577.94	$592.39	$778.39	$797.85	$574.11	$588.47	$629.44	$645.18	$574.11	$588.47	$574.11	$588.47	$773.22
49	$603.04	$618.11	$661.16	$677.69	$603.04	$618.11	$603.04	$618.11	$812.19	$832.50	$599.04	$614.02	$656.78	$673.20	$599.04	$614.02	$599.04	$614.02	$806.80
50	$631.32	$647.10	$692.16	$709.47	$631.32	$647.10	$631.32	$647.10	$850.28	$871.54	$627.14	$642.81	$687.57	$704.76	$627.14	$642.81	$627.14	$642.81	$844.64
51	$659.24	$675.72	$722.78	$740.85	$659.24	$675.72	$659.24	$675.72	$887.89	$910.09	$654.88	$671.25	$717.99	$735.94	$654.88	$671.25	$654.88	$671.25	$882.00
52	$689.99	$707.24	$756.50	$775.41	$689.99	$707.24	$689.99	$707.24	$929.31	$952.54	$685.43	$702.56	$751.48	$770.27	$685.43	$702.56	$685.43	$702.56	$923.14
53	$721.10	$739.13	$790.60	$810.37	$721.10	$739.13	$721.10	$739.13	$971.20	$995.48	$716.33	$734.23	$785.36	$804.99	$716.33	$734.23	$716.33	$734.23	$964.76
54	$754.68	$773.55	$827.42	$848.10	$754.68	$773.55	$754.68	$773.55	$1,016.43	$1,041.84	$749.68	$768.43	$821.93	$842.48	$749.68	$768.43	$749.68	$768.43	$1,009.68
55	$788.26	$807.97	$864.24	$885.84	$788.26	$807.97	$788.26	$807.97	$1,061.66	$1,088.20	$783.04	$802.62	$858.51	$879.97	$783.04	$802.62	$783.04	$802.62	$1,054.61
56	$824.67	$845.29	$904.15	$926.76	$824.67	$845.29	$824.67	$845.29	$1,110.69	$1,138.46	$819.21	$839.69	$898.16	$920.61	$819.21	$839.69	$819.21	$839.69	$1,103.32
57	$861.43	$882.97	$944.46	$968.07	$861.43	$882.97	$861.43	$882.97	$1,160.21	$1,189.21	$855.73	$877.12	$938.20	$961.65	$855.73	$877.12	$855.73	$877.12	$1,152.51
58	$900.67	$923.18	$987.48	$1,012.16	$900.67	$923.18	$900.67	$923.18	$1,213.05	$1,243.38	$894.70	$917.07	$980.93	$1,005.45	$894.70	$917.07	$894.70	$917.07	$1,205.00
59	$920.11	$943.11	$1,008.79	$1,034.01	$920.11	$943.11	$920.11	$943.11	$1,239.24	$1,270.22	$914.02	$936.87	$1,002.10	$1,027.16	$914.02	$936.87	$914.02	$936.87	$1,231.01
60	$959.34	$983.33	$1,051.81	$1,078.11	$959.34	$983.33	$959.34	$983.33	$1,292.08	$1,324.38	$952.99	$976.82	$1,044.84	$1,070.96	$952.99	$976.82	$952.99	$976.82	$1,283.50
61	$993.28	$1,018.11	$1,089.02	$1,116.24	$993.28	$1,018.11	$993.28	$1,018.11	$1,337.78	$1,371.23	$986.70	$1,011.37	$1,081.79	$1,108.84	$986.70	$1,011.37	$986.70	$1,011.37	$1,328.91
62	$1,015.55	$1,040.94	$1,113.43	$1,141.27	$1,015.55	$1,040.94	$1,015.55	$1,040.94	$1,367.78	$1,401.97	$1,008.83	$1,034.05	$1,106.05	$1,133.70	$1,008.83	$1,034.05	$1,008.83	$1,034.05	$1,358.70
63	$1,043.47	$1,069.56	$1,144.05	$1,172.65	$1,043.47	$1,069.56	$1,043.47	$1,069.56	$1,405.39	$1,440.52	$1,036.57	$1,062.48	$1,136.46	$1,164.87	$1,036.57	$1,062.48	$1,036.57	$1,062.48	$1,396.06
64+	$1,060.44	$1,086.95	$1,162.65	$1,191.72	$1,060.44	$1,086.95	$1,060.44	$1,086.95	$1,428.24	$1,463.95	$1,053.42	$1,079.76	$1,154.94	$1,183.81	$1,053.42	$1,079.76	$1,053.42	$1,079.76	$1,418.76

Company Name:
Market:
Product:
Effective Date of Rates:

HIOS Plan ID (On Exchange)=>	0040007	16322PA0040008		16322PA0040008		16322PA0040008		16322PA0040008		16322PA0040008		16322PA0040010		16322PA0040010		16322PA0040010		16322PA0040010	
HIOS Plan ID (Off Exchange)=>	0040007	16322PA0040008		16322PA0040008		16322PA0040008		16322PA0040008		16322PA0040008		16322PA0040010		16322PA0040010		16322PA0040010		16322PA0040010	
Plan Marketing Name =>	00/$80 - Premi	ntage Silver $3,500/$25 - Premi		ntage Silver $3,500/$25 - Premi		ntage Silver $3,500/$25 - Premi		ntage Silver $3,500/$25 - Premi		ntage Silver $3,500/$25 - Premi		antage Gold $900/$25 - Premiu		antage Gold $900/$25 - Premiu		antage Gold $900/$25 - Premiu		antage Gold $900/$25 - Premiu	
Form # =>	63	663		663		663		663		663		663		663		663		663	
Rating Area =>	6	1		2		4		5		6		1		2		4		5	
Network =>	/Dominion PED	emium West w/Dominion PED		emium West w/Dominion PED		emium West w/Dominion PED		emium West w/Dominion PED		emium West w/Dominion PED		emium West w/Dominion PED		emium West w/Dominion PED		emium West w/Dominion PED		emium West w/Dominion PED	
Metal =>	ver	Silver		Silver		Silver		Silver		Silver		Gold		Gold		Gold		Gold	
Deductible =>	/ $4000	$3500/ $7000		$3500/ $7000		$3500/ $7000		$3500/ $7000		$3500/ $7000		$900/ $1800		$900/ $1800		$900/ $1800		$900/ $1800	
Coinsurance =>	0%	80%		80%		80%		80%		80%		90%		90%		90%		90%	
Copays =>	/ $90	$25 / $75		$25 / $75		$25 / $75		$25 / $75		$25 / $75		$25 / $55		$25 / $55		$25 / $55		$25 / $55	
OOP Maximum =>	$16300	$8150/ $16300		$8150/ $16300		$8150/ $16300		$8150/ $16300		$8150/ $16300		$5200/ $10400		$5200/ $10400		$5200/ $10400		$5200/ $10400	
Pediatric Dental (Yes/No) =>	es	Yes		Yes		Yes		Yes		Yes		Yes		Yes		Yes		Yes	
Age Band	Tobacco	Non-Tobacco	Tobacco	Non-Tobacco	Tobacco	Non-Tobacco	Tobacco	Non-Tobacco	Tobacco	Non-Tobacco	Tobacco	Non-Tobacco	Tobacco	Non-Tobacco	Tobacco	Non-Tobacco	Tobacco	Non-Tobacco	Tobacco
0 - 14	$361.78	$269.07	$269.07	$295.01	$295.01	$269.07	$269.07	$269.07	$269.07	$362.40	$362.40	$281.34	$281.34	$308.47	$308.47	$281.34	$281.34	$281.34	$281.34
15	$393.94	$292.99	$292.99	$321.24	$321.24	$292.99	$292.99	$292.99	$292.99	$394.61	$394.61	$306.35	$306.35	$335.89	$335.89	$306.35	$306.35	$306.35	$306.35
16	$406.24	$302.14	$302.14	$331.26	$331.26	$302.14	$302.14	$302.14	$302.14	$406.93	$406.93	$315.91	$315.91	$346.37	$346.37	$315.91	$315.91	$315.91	$315.91
17	$418.53	$311.28	$311.28	$341.29	$341.29	$311.28	$311.28	$311.28	$311.28	$419.24	$419.24	$325.48	$325.48	$356.86	$356.86	$325.48	$325.48	$325.48	$325.48
18	$442.57	$321.13	$329.16	$352.09	$360.89	$321.13	$329.16	$321.13	$329.16	$432.51	$443.32	$335.77	$344.17	$368.15	$377.35	$335.77	$344.17	$335.77	$344.17
19	$456.14	$330.98	$339.25	$362.89	$371.96	$330.98	$339.25	$330.98	$339.25	$445.77	$456.91	$346.07	$354.72	$379.44	$388.93	$346.07	$354.72	$346.07	$354.72
20	$470.20	$341.18	$349.71	$374.07	$383.42	$341.18	$349.71	$341.18	$349.71	$459.51	$471.00	$356.74	$365.66	$391.13	$400.91	$356.74	$365.66	$356.74	$365.66
21	$484.74	$351.73	$360.52	$385.64	$395.28	$351.73	$360.52	$351.73	$360.52	$473.72	$485.56	$367.77	$376.96	$403.23	$413.31	$367.77	$376.96	$367.77	$376.96
22	$484.74	$351.73	$360.52	$385.64	$395.28	$351.73	$360.52	$351.73	$360.52	$473.72	$485.56	$367.77	$376.96	$403.23	$413.31	$367.77	$376.96	$367.77	$376.96
23	$484.74	$351.73	$360.52	$385.64	$395.28	$351.73	$360.52	$351.73	$360.52	$473.72	$485.56	$367.77	$376.96	$403.23	$413.31	$367.77	$376.96	$367.77	$376.96
24	$484.74	$351.73	$360.52	$385.64	$395.28	$351.73	$360.52	$351.73	$360.52	$473.72	$485.56	$367.77	$376.96	$403.23	$413.31	$367.77	$376.96	$367.77	$376.96
25	$486.68	$353.14	$361.97	$387.18	$396.86	$353.14	$361.97	$353.14	$361.97	$475.61	$487.51	$369.24	$378.47	$404.84	$414.96	$369.24	$378.47	$369.24	$378.47
26	$496.38	$360.17	$369.18	$394.90	$404.77	$360.17	$369.18	$360.17	$369.18	$485.09	$497.22	$376.60	$386.01	$412.91	$423.23	$376.60	$386.01	$376.60	$386.01
27	$508.01	$368.61	$377.83	$404.15	$414.25	$368.61	$377.83	$368.61	$377.83	$496.46	$508.87	$385.42	$395.06	$422.59	$433.15	$385.42	$395.06	$385.42	$395.06
28	$526.92	$382.33	$391.89	$419.19	$429.67	$382.33	$391.89	$382.33	$391.89	$514.93	$527.81	$399.77	$409.76	$438.31	$449.27	$399.77	$409.76	$399.77	$409.76
29	$542.43	$393.59	$403.43	$431.53	$442.32	$393.59	$403.43	$393.59	$403.43	$530.09	$543.34	$411.53	$421.82	$451.21	$462.49	$411.53	$421.82	$411.53	$421.82
30	$550.18	$399.21	$409.19	$437.70	$448.64	$399.21	$409.19	$399.21	$409.19	$537.67	$551.11	$417.42	$427.85	$457.67	$469.11	$417.42	$427.85	$417.42	$427.85
31	$561.82	$407.66	$417.85	$446.96	$458.13	$407.66	$417.85	$407.66	$417.85	$549.04	$562.77	$426.25	$436.90	$467.34	$479.03	$426.25	$436.90	$426.25	$436.90
32	$573.45	$416.10	$426.50	$456.21	$467.62	$416.10	$426.50	$416.10	$426.50	$560.41	$574.42	$435.07	$445.95	$477.02	$488.95	$435.07	$445.95	$435.07	$445.95
33	$580.72	$421.37	$431.91	$462.00	$473.55	$421.37	$431.91	$421.37	$431.91	$567.52	$581.70	$440.59	$451.60	$483.07	$495.15	$440.59	$451.60	$440.59	$451.60
34	$588.48	$427.00	$437.68	$468.17	$479.87	$427.00	$437.68	$427.00	$437.68	$575.10	$589.47	$446.47	$457.63	$489.52	$501.76	$446.47	$457.63	$446.47	$457.63
35	$592.36	$429.81	$440.56	$471.25	$483.03	$429.81	$440.56	$429.81	$440.56	$578.89	$593.36	$449.41	$460.65	$492.75	$505.07	$449.41	$460.65	$449.41	$460.65
36	$596.23	$432.63	$443.44	$474.34	$486.20	$432.63	$443.44	$432.63	$443.44	$582.68	$597.24	$452.36	$463.67	$495.97	$508.37	$452.36	$463.67	$452.36	$463.67
37	$600.11	$435.44	$446.33	$477.42	$489.36	$435.44	$446.33	$435.44	$446.33	$586.47	$601.13	$455.30	$466.68	$499.20	$511.68	$455.30	$466.68	$455.30	$466.68
38	$603.99	$438.26	$449.21	$480.51	$492.52	$438.26	$449.21	$438.26	$449.21	$590.26	$605.01	$458.24	$469.70	$502.42	$514.99	$458.24	$469.70	$458.24	$469.70
39	$611.75	$443.88	$454.98	$486.68	$498.84	$443.88	$454.98	$443.88	$454.98	$597.83	$612.78	$464.13	$475.73	$508.88	$521.60	$464.13	$475.73	$464.13	$475.73
40	$619.50	$449.51	$460.75	$492.85	$505.17	$449.51	$460.75	$449.51	$460.75	$605.41	$620.55	$470.01	$481.76	$515.33	$528.21	$470.01	$481.76	$470.01	$481.76
41	$631.14	$457.95	$469.40	$502.10	$514.66	$457.95	$469.40	$457.95	$469.40	$616.78	$632.20	$478.84	$490.81	$525.01	$538.13	$478.84	$490.81	$478.84	$490.81
42	$642.28	$466.04	$477.69	$510.97	$523.75	$466.04	$477.69	$466.04	$477.69	$627.68	$643.37	$487.30	$499.48	$534.28	$547.64	$487.30	$499.48	$487.30	$499.48
43	$657.80	$477.30	$489.23	$523.31	$536.40	$477.30	$489.23	$477.30	$489.23	$642.84	$658.91	$499.06	$511.54	$547.18	$560.86	$499.06	$511.54	$499.06	$511.54
44	$677.19	$491.37	$503.65	$538.74	$552.21	$491.37	$503.65	$491.37	$503.65	$661.79	$678.33	$513.77	$526.62	$563.31	$577.40	$513.77	$526.62	$513.77	$526.62
45	$699.97	$507.90	$520.60	$556.86	$570.79	$507.90	$520.60	$507.90	$520.60	$684.05	$701.15	$531.06	$544.34	$582.26	$596.82	$531.06	$544.34	$531.06	$544.34
46	$727.11	$527.60	$540.78	$578.46	$592.92	$527.60	$540.78	$527.60	$540.78	$710.58	$728.34	$551.66	$565.45	$604.85	$619.97	$551.66	$565.45	$551.66	$565.45
47	$757.65	$549.75	$563.50	$602.76	$617.82	$549.75	$563.50	$549.75	$563.50	$740.42	$758.93	$574.82	$589.20	$630.25	$646.00	$574.82	$589.20	$574.82	$589.20
48	$792.55	$575.08	$589.46	$630.52	$646.28	$575.08	$589.46	$575.08	$589.46	$774.53	$793.90	$601.30	$616.34	$659.28	$675.76	$601.30	$616.34	$601.30	$616.34
49	$826.97	$600.05	$615.05	$657.90	$674.35	$600.05	$615.05	$600.05	$615.05	$808.17	$828.37	$627.42	$643.10	$687.91	$705.11	$627.42	$643.10	$627.42	$643.10
50	$865.75	$628.19	$643.89	$688.75	$705.97	$628.19	$643.89	$628.19	$643.89	$846.06	$867.22	$656.84	$673.26	$720.17	$738.17	$656.84	$673.26	$656.84	$673.26
51	$904.05	$655.98	$672.38	$719.22	$737.20	$655.98	$672.38	$655.98	$672.38	$883.49	$905.57	$685.89	$703.04	$752.02	$770.82	$685.89	$703.04	$685.89	$703.04
52	$946.22	$686.58	$703.74	$752.77	$771.59	$686.58	$703.74	$686.58	$703.74	$924.70	$947.82	$717.89	$735.83	$787.10	$806.78	$717.89	$735.83	$717.89	$735.83
53	$988.88	$717.53	$735.47	$786.71	$806.37	$717.53	$735.47	$717.53	$735.47	$966.39	$990.55	$750.25	$769.01	$822.59	$843.15	$750.25	$769.01	$750.25	$769.01
54	$1,034.93	$750.94	$769.72	$823.34	$843.92	$750.94	$769.72	$750.94	$769.72	$1,011.39	$1,036.68	$785.19	$804.82	$860.90	$882.42	$785.19	$804.82	$785.19	$804.82
55	$1,080.98	$784.36	$803.97	$859.98	$881.48	$784.36	$803.97	$784.36	$803.97	$1,056.40	$1,082.81	$820.13	$840.63	$899.20	$921.68	$820.13	$840.63	$820.13	$840.63
56	$1,130.91	$820.59	$841.10	$899.70	$922.19	$820.59	$841.10	$820.59	$841.10	$1,105.19	$1,132.82	$858.01	$879.46	$940.74	$964.25	$858.01	$879.46	$858.01	$879.46
57	$1,181.32	$857.17	$878.60	$939.80	$963.30	$857.17	$878.60	$857.17	$878.60	$1,154.46	$1,183.32	$896.26	$918.66	$982.67	$1,007.24	$896.26	$918.66	$896.26	$918.66
58	$1,235.13	$896.21	$918.61	$982.61	$1,007.18	$896.21	$918.61	$896.21	$918.61	$1,207.04	$1,237.21	$937.08	$960.50	$1,027.43	$1,053.12	$937.08	$960.50	$937.08	$960.50
59	$1,261.79	$915.55	$938.44	$1,003.82	$1,028.92	$915.55	$938.44	$915.55	$938.44	$1,233.09	$1,263.92	$957.31	$981.24	$1,049.61	$1,075.85	$957.31	$981.24	$957.31	$981.24
60	$1,315.59	$954.60	$978.46	$1,046.63	$1,072.79	$954.60	$978.46	$954.60	$978.46	$1,285.68	$1,317.82	$998.13	$1,023.08	$1,094.37	$1,121.73	$998.13	$1,023.08	$998.13	$1,023.08
61	$1,362.13	$988.36	$1,013.07	$1,083.65	$1,110.74	$988.36	$1,013.07	$988.36	$1,013.07	$1,331.15	$1,364.43	$1,033.43	$1,059.27	$1,133.08	$1,161.40	$1,033.43	$1,059.27	$1,033.43	$1,059.27
62	$1,392.67	$1,010.52	$1,035.78	$1,107.94	$1,135.64	$1,010.52	$1,035.78	$1,010.52	$1,035.78	$1,361.00	$1,395.02	$1,056.60	$1,083.02	$1,158.48	$1,187.44	$1,056.60	$1,083.02	$1,056.60	$1,083.02
63	$1,430.96	$1,038.31	$1,064.26	$1,138.41	$1,166.87	$1,038.31	$1,064.26	$1,038.31	$1,064.26	$1,398.42	$1,433.38	$1,085.66	$1,112.80	$1,190.33	$1,220.09	$1,085.66	$1,112.80	$1,085.66	$1,112.80
64+	$1,454.23	$1,055.19	$1,081.57	$1,156.92	$1,185.84	$1,055.19	$1,081.57	$1,055.19	$1,081.57	$1,421.16	$1,456.69	$1,103.31	$1,130.89	$1,209.69	$1,239.93	$1,103.31	$1,130.89	$1,103.31	$1,130.89

Company Name:
Market:
Product:
Effective Date of Rates:

HIOS Plan ID (On Exchange)=>	16322PA0040010		16322PA0040024		16322PA0040024		16322PA0040024		16322PA0040024		16322PA0040024								
HIOS Plan ID (Off Exchange)=>	16322PA0040010		16322PA0040024		16322PA0040024		16322PA0040024		16322PA0040024		16322PA0040024		16322PA0040025		16322PA0040025		16322PA0040025		16322PA
Plan Marketing Name =>	antage Gold $900/$25 - Premiu		tage Bronze $7,400/$50 - Prem		tage Bronze $7,400/$50 - Prem		tage Bronze $7,400/$50 - Prem		tage Bronze $7,400/$50 - Prem		tage Bronze $7,400/$50 - Prem		ge Silver HSA $2,800/20% - Pre		ge Silver HSA $2,800/20% - Pre		ge Silver HSA $2,800/20% - Pre		ge Silver HSA $2
Form # =>	663		663		663		663		663		663		664		664		664		66
Rating Area =>	6		1		2		4		5		6		1		2		4		5
Network =>	emium West w/Dominion PED		emium West w/Dominion PED		emium West w/Dominion PED		emium West w/Dominion PED		emium West w/Dominion PED		emium West w/Dominion PED		emium West w/Dominion PED		emium West w/Dominion PED		emium West w/Dominion PED		emium West w
Metal =>	Gold		Bronze		Bronze		Bronze		Bronze		Bronze		Silver		Silver		Silver		Silv
Deductible =>	$900/ $1800		$7400/ $14800		$7400/ $14800		$7400/ $14800		$7400/ $14800		$7400/ $14800		$2800/ $5600		$2800/ $5600		$2800/ $5600		$2800/
Coinsurance =>	90%		100%		100%		100%		100%		100%		80%		80%		80%		80
Copays =>	$25 / $55		$50 / $0		$50 / $0		$50 / $0		$50 / $0		$50 / $0		$0/ 20%		$0/ 20%		$0/ 20%		$0/
OOP Maximum =>	$5200/ $10400		$8150/ $16300		$8150/ $16300		$8150/ $16300		$8150/ $16300		$8150/ $16300		$5300/ $10600		$5300/ $10600		$5300/ $10600		$5300/
Pediatric Dental (Yes/No) =>	Yes		Yes		Yes		Yes		Yes		Yes		Yes		Yes		Yes		Y
Age Band	Non-Tobacco	Tobacco	Non-Tobacco	Tobacco	Non-Tobacco	Tobacco	Non-Tobacco	Tobacco	Non-Tobacco	Tobacco	Non-Tobacco	Tobacco	Non-Tobacco	Tobacco	Non-Tobacco	Tobacco	Non-Tobacco	Tobacco	Non-Tobacco
0 - 14	$378.93	$378.93	$194.23	$194.23	$212.95	$212.95	$194.23	$194.23	$194.23	$194.23	$261.60	$261.60	$217.47	$217.47	$238.43	$238.43	$217.47	$217.47	$217.47
15	$412.61	$412.61	$211.50	$211.50	$231.88	$231.88	$211.50	$211.50	$211.50	$211.50	$284.85	$284.85	$236.80	$236.80	$259.62	$259.62	$236.80	$236.80	$236.80
16	$425.49	$425.49	$218.10	$218.10	$239.12	$239.12	$218.10	$218.10	$218.10	$218.10	$293.74	$293.74	$244.19	$244.19	$267.72	$267.72	$244.19	$244.19	$244.19
17	$438.37	$438.37	$224.70	$224.70	$246.36	$246.36	$224.70	$224.70	$224.70	$224.70	$302.63	$302.63	$251.58	$251.58	$275.83	$275.83	$251.58	$251.58	$251.58
18	$452.24	$463.54	$231.81	$237.61	$254.15	$260.51	$231.81	$237.61	$231.81	$237.61	$312.21	$320.01	$259.54	$266.03	$284.55	$291.67	$259.54	$266.03	$259.54
19	$466.11	$477.76	$238.92	$244.89	$261.95	$268.49	$238.92	$244.89	$238.92	$244.89	$321.78	$329.83	$267.50	$274.19	$293.28	$300.61	$267.50	$274.19	$267.50
20	$480.47	$492.48	$246.28	$252.44	$270.02	$276.77	$246.28	$252.44	$246.28	$252.44	$331.70	$339.99	$275.74	$282.64	$302.32	$309.88	$275.74	$282.64	$275.74
21	$495.33	$507.71	$253.90	$260.25	$278.37	$285.33	$253.90	$260.25	$253.90	$260.25	$341.96	$350.51	$284.27	$291.38	$311.67	$319.46	$284.27	$291.38	$284.27
22	$495.33	$507.71	$253.90	$260.25	$278.37	$285.33	$253.90	$260.25	$253.90	$260.25	$341.96	$350.51	$284.27	$291.38	$311.67	$319.46	$284.27	$291.38	$284.27
23	$495.33	$507.71	$253.90	$260.25	$278.37	$285.33	$253.90	$260.25	$253.90	$260.25	$341.96	$350.51	$284.27	$291.38	$311.67	$319.46	$284.27	$291.38	$284.27
24	$495.33	$507.71	$253.90	$260.25	$278.37	$285.33	$253.90	$260.25	$253.90	$260.25	$341.96	$350.51	$284.27	$291.38	$311.67	$319.46	$284.27	$291.38	$284.27
25	$497.31	$509.74	$254.92	$261.29	$279.48	$286.47	$254.92	$261.29	$254.92	$261.29	$343.33	$351.91	$285.41	$292.54	$312.92	$320.74	$285.41	$292.54	$285.41
26	$507.22	$519.90	$259.99	$266.49	$285.05	$292.18	$259.99	$266.49	$259.99	$266.49	$350.17	$358.92	$291.09	$298.37	$319.15	$327.13	$291.09	$298.37	$291.09
27	$519.11	$532.08	$266.09	$272.74	$291.73	$299.03	$266.09	$272.74	$266.09	$272.74	$358.37	$367.33	$297.91	$305.36	$326.63	$334.80	$297.91	$305.36	$297.91
28	$538.42	$551.88	$275.99	$282.89	$302.59	$310.15	$275.99	$282.89	$275.99	$282.89	$371.71	$381.00	$309.00	$316.73	$338.79	$347.25	$309.00	$316.73	$309.00
29	$554.27	$568.13	$284.11	$291.22	$311.50	$319.28	$284.11	$291.22	$284.11	$291.22	$382.65	$392.22	$318.10	$326.05	$348.76	$357.48	$318.10	$326.05	$318.10
30	$562.20	$576.25	$288.18	$295.38	$315.95	$323.85	$288.18	$295.38	$288.18	$295.38	$388.12	$397.83	$322.65	$330.71	$353.75	$362.59	$322.65	$330.71	$322.65
31	$574.09	$588.44	$294.27	$301.63	$322.63	$330.70	$294.27	$301.63	$294.27	$301.63	$396.33	$406.24	$329.47	$337.71	$361.23	$370.26	$329.47	$337.71	$329.47
32	$585.98	$600.62	$300.36	$307.87	$329.31	$337.54	$300.36	$307.87	$300.36	$307.87	$404.54	$414.65	$336.29	$344.70	$368.71	$377.92	$336.29	$344.70	$336.29
33	$593.41	$608.24	$304.17	$311.78	$333.49	$341.82	$304.17	$311.78	$304.17	$311.78	$409.67	$419.91	$340.56	$349.07	$373.38	$382.72	$340.56	$349.07	$340.56
34	$601.33	$616.36	$308.23	$315.94	$337.94	$346.39	$308.23	$315.94	$308.23	$315.94	$415.14	$425.52	$345.10	$353.73	$378.37	$387.83	$345.10	$353.73	$345.10
35	$605.29	$620.43	$310.27	$318.02	$340.17	$348.67	$310.27	$318.02	$310.27	$318.02	$417.88	$428.32	$347.38	$356.06	$380.86	$390.38	$347.38	$356.06	$347.38
36	$609.26	$624.49	$312.30	$320.10	$342.40	$350.95	$312.30	$320.10	$312.30	$320.10	$420.61	$431.13	$349.65	$358.39	$383.35	$392.94	$349.65	$358.39	$349.65
37	$613.22	$628.55	$314.33	$322.19	$344.62	$353.24	$314.33	$322.19	$314.33	$322.19	$423.35	$433.93	$351.93	$360.72	$385.85	$395.49	$351.93	$360.72	$351.93
38	$617.18	$632.61	$316.36	$324.27	$346.85	$355.52	$316.36	$324.27	$316.36	$324.27	$426.08	$436.73	$354.20	$363.06	$388.34	$398.05	$354.20	$363.06	$354.20
39	$625.11	$640.73	$320.42	$328.43	$351.30	$360.09	$320.42	$328.43	$320.42	$328.43	$431.55	$442.34	$358.75	$367.72	$393.33	$403.16	$358.75	$367.72	$358.75
40	$633.03	$648.86	$324.48	$332.60	$355.76	$364.65	$324.48	$332.60	$324.48	$332.60	$437.02	$447.95	$363.30	$372.38	$398.31	$408.27	$363.30	$372.38	$363.30
41	$644.92	$661.04	$330.58	$338.84	$362.44	$371.50	$330.58	$338.84	$330.58	$338.84	$445.23	$456.36	$370.12	$379.37	$405.79	$415.94	$370.12	$379.37	$370.12
42	$656.31	$672.72	$336.42	$344.83	$368.84	$378.06	$336.42	$344.83	$336.42	$344.83	$453.10	$464.42	$376.66	$386.07	$412.96	$423.29	$376.66	$386.07	$376.66
43	$672.16	$688.97	$344.54	$353.16	$377.75	$387.19	$344.54	$353.16	$344.54	$353.16	$464.04	$475.64	$385.75	$395.40	$422.94	$433.51	$385.75	$395.40	$385.75
44	$691.98	$709.28	$354.70	$363.57	$388.88	$398.60	$354.70	$363.57	$354.70	$363.57	$477.72	$489.66	$397.13	$407.05	$435.40	$446.29	$397.13	$407.05	$397.13
45	$715.26	$733.14	$366.63	$375.80	$401.97	$412.02	$366.63	$375.80	$366.63	$375.80	$493.79	$506.13	$410.49	$420.75	$450.05	$461.30	$410.49	$420.75	$410.49
46	$743.00	$761.57	$380.85	$390.37	$417.56	$427.99	$380.85	$390.37	$380.85	$390.37	$512.94	$525.76	$426.41	$437.07	$467.51	$479.19	$426.41	$437.07	$426.41
47	$774.20	$793.56	$396.85	$406.77	$435.09	$445.97	$396.85	$406.77	$396.85	$406.77	$534.48	$547.85	$444.31	$455.42	$487.14	$499.32	$444.31	$455.42	$444.31
48	$809.86	$830.11	$415.13	$425.50	$455.13	$466.51	$415.13	$425.50	$415.13	$425.50	$559.10	$573.08	$464.78	$476.40	$509.58	$522.32	$464.78	$476.40	$464.78
49	$845.03	$866.16	$433.15	$443.98	$474.90	$486.77	$433.15	$443.98	$433.15	$443.98	$583.38	$597.97	$484.96	$497.09	$531.71	$545.00	$484.96	$497.09	$484.96
50	$884.66	$906.78	$453.47	$464.80	$497.17	$509.60	$453.47	$464.80	$453.47	$464.80	$610.74	$626.01	$507.71	$520.40	$556.64	$570.56	$507.71	$520.40	$507.71
51	$923.79	$946.89	$473.52	$485.36	$519.16	$532.14	$473.52	$485.36	$473.52	$485.36	$637.76	$653.70	$530.16	$543.42	$581.26	$595.80	$530.16	$543.42	$530.16
52	$966.88	$991.06	$495.61	$508.00	$543.38	$556.96	$495.61	$508.00	$495.61	$508.00	$667.51	$684.19	$554.90	$568.77	$608.38	$623.59	$554.90	$568.77	$554.90
53	$1,010.47	$1,035.74	$517.96	$530.90	$567.87	$582.07	$517.96	$530.90	$517.96	$530.90	$697.60	$715.04	$579.91	$594.41	$635.81	$651.70	$579.91	$594.41	$579.91
54	$1,057.53	$1,083.97	$542.08	$555.63	$594.32	$609.18	$542.08	$555.63	$542.08	$555.63	$730.08	$748.34	$606.92	$622.09	$665.42	$682.05	$606.92	$622.09	$606.92
55	$1,104.59	$1,132.20	$566.20	$580.35	$620.77	$636.28	$566.20	$580.35	$566.20	$580.35	$762.57	$781.64	$633.92	$649.77	$695.02	$712.40	$633.92	$649.77	$633.92
56	$1,155.60	$1,184.50	$592.35	$607.16	$649.44	$665.67	$592.35	$607.16	$592.35	$607.16	$797.79	$817.74	$663.20	$679.78	$727.13	$745.30	$663.20	$679.78	$663.20
57	$1,207.12	$1,237.30	$618.75	$634.22	$678.39	$695.35	$618.75	$634.22	$618.75	$634.22	$833.36	$854.19	$692.77	$710.09	$759.54	$778.53	$692.77	$710.09	$692.77
58	$1,262.10	$1,293.65	$646.94	$663.11	$709.29	$727.02	$646.94	$663.11	$646.94	$663.11	$871.31	$893.10	$724.32	$742.43	$794.14	$813.99	$724.32	$742.43	$724.32
59	$1,289.34	$1,321.58	$660.90	$677.42	$724.60	$742.71	$660.90	$677.42	$660.90	$677.42	$890.12	$912.37	$739.95	$758.45	$811.28	$831.56	$739.95	$758.45	$739.95
60	$1,344.33	$1,377.93	$689.08	$706.31	$755.50	$774.38	$689.08	$706.31	$689.08	$706.31	$928.08	$951.28	$771.51	$790.80	$845.87	$867.02	$771.51	$790.80	$771.51
61	$1,391.88	$1,426.67	$713.46	$731.30	$782.22	$801.78	$713.46	$731.30	$713.46	$731.30	$960.91	$984.93	$798.80	$818.77	$875.79	$897.69	$798.80	$818.77	$798.80
62	$1,423.08	$1,458.66	$729.45	$747.69	$799.76	$819.75	$729.45	$747.69	$729.45	$747.69	$982.45	$1,007.01	$816.71	$837.13	$895.43	$917.81	$816.71	$837.13	$816.71
63	$1,462.21	$1,498.77	$749.51	$768.25	$821.75	$842.29	$749.51	$768.25	$749.51	$768.25	$1,009.47	$1,034.70	$839.17	$860.14	$920.05	$943.05	$839.17	$860.14	$839.17
64+	$1,485.99	$1,523.14	$761.70	$780.74	$835.11	$855.99	$761.70	$780.74	$761.70	$780.74	$1,025.88	$1,051.53	$852.81	$874.13	$935.01	$958.39	$852.81	$874.13	$852.81

Company Name:
Market:
Product:
Effective Date of Rates:

HIOS Plan ID (On Exchange)=>				16322PA0040026		16322PA0040026		16322PA0040026		16322PA0040026		16322PA0040026							
HIOS Plan ID (Off Exchange)=>	0040025	16322PA0040025		16322PA0040026		16322PA0040026		16322PA0040026		16322PA0040026		16322PA0040026		16322PA0040037		16322PA0040037		16322PA0040037	
Plan Marketing Name =>	,800/20% - Pre	ge Silver HSA $2,800/20% - Pre		ge Catastrophic $8,150/$0 - Pre		ge Catastrophic $8,150/$0 - Pre		ge Catastrophic $8,150/$0 - Pre		ge Catastrophic $8,150/$0 - Pre		ge Catastrophic $8,150/$0 - Pre		ntage Silver $2,300/$60 - Premi		ntage Silver $2,300/$60 - Premi		ntage Silver $2,300/$60 - Premi	
Form # =>	54	664		667		667		667		667		667		663		663		663	
Rating Area =>	5	6		1		2		4		5		6		1		2		4	
Network =>	/Dominion PED	emium West w/Dominion PED		emium West w/Dominion PED		emium West w/Dominion PED		emium West w/Dominion PED		emium West w/Dominion PED		emium West w/Dominion PED		emium West w/Dominion PED		emium West w/Dominion PED		emium West w/Dominion PED	
Metal =>	ver	Silver		Catastrophic		Catastrophic		Catastrophic		Catastrophic		Catastrophic		Silver		Silver		Silver	
Deductible =>	/ $5600	$2800/ $5600		$8150/ $16300		$8150/ $16300		$8150/ $16300		$8150/ $16300		$8150/ $16300		$2300/ $4600		$2300/ $4600		$2300/ $4600	
Coinsurance =>	0%	80%		100%		100%		100%		100%		100%		80%		80%		80%	
Copays =>	20%	$0/ 20%		$0/ $0		$0/ $0		$0/ $0		$0/ $0		$0/ $0		$60 / $80		$60 / $80		$60 / $80	
OOP Maximum =>	$10600	$5300/ $10600		$8150/ $16300		$8150/ $16300		$8150/ $16300		$8150/ $16300		$8150/ $16300		$8150/ $16300		$8150/ $16300		$8150/ $16300	
Pediatric Dental (Yes/No) =>	es	Yes		Yes		Yes		Yes		Yes		Yes		Yes		Yes		Yes	
Age Band	Tobacco	Non-Tobacco	Tobacco	Non-Tobacco	Tobacco	Non-Tobacco	Tobacco	Non-Tobacco	Tobacco	Non-Tobacco	Tobacco	Non-Tobacco	Tobacco	Non-Tobacco	Tobacco	Non-Tobacco	Tobacco	Non-Tobacco	Tobacco
0 - 14	$217.47	$292.90	$292.90	$185.85	$185.85	$203.77	$203.77	$185.85	$185.85	$185.85	$185.85	$250.32	$250.32	$225.71	$225.71	$247.46	$247.46	$225.71	$225.71
15	$236.80	$318.93	$318.93	$202.37	$202.37	$221.88	$221.88	$202.37	$202.37	$202.37	$202.37	$272.57	$272.57	$245.77	$245.77	$269.46	$269.46	$245.77	$245.77
16	$244.19	$328.89	$328.89	$208.69	$208.69	$228.80	$228.80	$208.69	$208.69	$208.69	$208.69	$281.07	$281.07	$253.44	$253.44	$277.87	$277.87	$253.44	$253.44
17	$251.58	$338.84	$338.84	$215.00	$215.00	$235.73	$235.73	$215.00	$215.00	$215.00	$215.00	$289.58	$289.58	$261.11	$261.11	$286.28	$286.28	$261.11	$261.11
18	$266.03	$349.56	$358.30	$221.80	$227.35	$243.19	$249.27	$221.80	$227.35	$221.80	$227.35	$298.74	$306.21	$269.37	$276.11	$295.34	$302.72	$269.37	$276.11
19	$274.19	$360.28	$369.29	$228.61	$234.32	$250.64	$256.91	$228.61	$234.32	$228.61	$234.32	$307.90	$315.60	$277.63	$284.57	$304.39	$312.00	$277.63	$284.57
20	$282.64	$371.38	$380.67	$235.65	$241.54	$258.37	$264.83	$235.65	$241.54	$235.65	$241.54	$317.39	$325.33	$286.19	$293.34	$313.78	$321.62	$286.19	$293.34
21	$291.38	$382.87	$392.44	$242.94	$249.01	$266.36	$273.02	$242.94	$249.01	$242.94	$249.01	$327.21	$335.39	$295.04	$302.42	$323.48	$331.57	$295.04	$302.42
22	$291.38	$382.87	$392.44	$242.94	$249.01	$266.36	$273.02	$242.94	$249.01	$242.94	$249.01	$327.21	$335.39	$295.04	$302.42	$323.48	$331.57	$295.04	$302.42
23	$291.38	$382.87	$392.44	$242.94	$249.01	$266.36	$273.02	$242.94	$249.01	$242.94	$249.01	$327.21	$335.39	$295.04	$302.42	$323.48	$331.57	$295.04	$302.42
24	$291.38	$382.87	$392.44	$242.94	$249.01	$266.36	$273.02	$242.94	$249.01	$242.94	$249.01	$327.21	$335.39	$295.04	$302.42	$323.48	$331.57	$295.04	$302.42
25	$292.54	$384.40	$394.01	$243.91	$250.01	$267.43	$274.11	$243.91	$250.01	$243.91	$250.01	$328.52	$336.73	$296.22	$303.63	$324.77	$332.89	$296.22	$303.63
26	$298.37	$392.06	$401.86	$248.77	$254.99	$272.75	$279.57	$248.77	$254.99	$248.77	$254.99	$335.06	$343.44	$302.12	$309.67	$331.24	$339.52	$302.12	$309.67
27	$305.36	$401.25	$411.28	$254.60	$260.97	$279.15	$286.12	$254.60	$260.97	$254.60	$260.97	$342.92	$351.49	$309.20	$316.93	$339.01	$347.48	$309.20	$316.93
28	$316.73	$416.18	$426.58	$264.08	$270.68	$289.53	$296.77	$264.08	$270.68	$264.08	$270.68	$355.68	$364.57	$320.71	$328.73	$351.62	$360.41	$320.71	$328.73
29	$326.05	$428.43	$439.14	$271.85	$278.65	$298.06	$305.51	$271.85	$278.65	$271.85	$278.65	$366.15	$375.30	$330.15	$338.40	$361.97	$371.02	$330.15	$338.40
30	$330.71	$434.56	$445.42	$275.74	$282.63	$302.32	$309.88	$275.74	$282.63	$275.74	$282.63	$371.38	$380.67	$334.87	$343.24	$367.15	$376.33	$334.87	$343.24
31	$337.71	$443.75	$454.84	$281.57	$288.61	$308.71	$316.43	$281.57	$288.61	$281.57	$288.61	$379.24	$388.72	$341.95	$350.50	$374.91	$384.29	$341.95	$350.50
32	$344.70	$452.94	$464.26	$287.40	$294.58	$315.10	$322.98	$287.40	$294.58	$287.40	$294.58	$387.09	$396.77	$349.03	$357.76	$382.68	$392.24	$349.03	$357.76
33	$349.07	$458.68	$470.15	$291.04	$298.32	$319.10	$327.08	$291.04	$298.32	$291.04	$298.32	$392.00	$401.80	$353.46	$362.29	$387.53	$397.22	$353.46	$362.29
34	$353.73	$464.80	$476.42	$294.93	$302.30	$323.36	$331.45	$294.93	$302.30	$294.93	$302.30	$397.23	$407.16	$358.18	$367.13	$392.70	$402.52	$358.18	$367.13
35	$356.06	$467.87	$479.56	$296.87	$304.29	$325.49	$333.63	$296.87	$304.29	$296.87	$304.29	$399.85	$409.85	$360.54	$369.55	$395.29	$405.17	$360.54	$369.55
36	$358.39	$470.93	$482.70	$298.82	$306.29	$327.62	$335.81	$298.82	$306.29	$298.82	$306.29	$402.47	$412.53	$362.90	$371.97	$397.88	$407.83	$362.90	$371.97
37	$360.72	$473.99	$485.84	$300.76	$308.28	$329.75	$338.00	$300.76	$308.28	$300.76	$308.28	$405.09	$415.21	$365.26	$374.39	$400.47	$410.48	$365.26	$374.39
38	$363.06	$477.06	$488.98	$302.70	$310.27	$331.88	$340.18	$302.70	$310.27	$302.70	$310.27	$407.70	$417.90	$367.62	$376.81	$403.06	$413.13	$367.62	$376.81
39	$367.72	$483.18	$495.26	$306.59	$314.26	$336.15	$344.55	$306.59	$314.26	$306.59	$314.26	$412.94	$423.26	$372.34	$381.65	$408.23	$418.44	$372.34	$381.65
40	$372.38	$489.31	$501.54	$310.48	$318.24	$340.41	$348.92	$310.48	$318.24	$310.48	$318.24	$418.17	$428.63	$377.06	$386.49	$413.41	$423.74	$377.06	$386.49
41	$379.37	$498.50	$510.96	$316.31	$324.22	$346.80	$355.47	$316.31	$324.22	$316.31	$324.22	$426.03	$436.68	$384.14	$393.75	$421.17	$431.70	$384.14	$393.75
42	$386.07	$507.30	$519.99	$321.90	$329.94	$352.93	$361.75	$321.90	$329.94	$321.90	$329.94	$433.55	$444.39	$390.93	$400.70	$428.61	$439.33	$390.93	$400.70
43	$395.40	$519.55	$532.54	$329.67	$337.91	$361.45	$370.49	$329.67	$337.91	$329.67	$337.91	$444.02	$455.12	$400.37	$410.38	$438.96	$449.94	$400.37	$410.38
44	$407.05	$534.87	$548.24	$339.39	$347.87	$372.10	$381.41	$339.39	$347.87	$339.39	$347.87	$457.11	$468.54	$412.17	$422.48	$451.90	$463.20	$412.17	$422.48
45	$420.75	$552.86	$566.69	$350.81	$359.58	$384.62	$394.24	$350.81	$359.58	$350.81	$359.58	$472.49	$484.30	$426.04	$436.69	$467.11	$478.78	$426.04	$436.69
46	$437.07	$574.31	$588.66	$364.41	$373.52	$399.54	$409.53	$364.41	$373.52	$364.41	$373.52	$490.82	$503.09	$442.56	$453.62	$485.22	$497.35	$442.56	$453.62
47	$455.42	$598.43	$613.39	$379.72	$389.21	$416.32	$426.73	$379.72	$389.21	$379.72	$389.21	$511.43	$524.21	$461.15	$472.68	$505.60	$518.24	$461.15	$472.68
48	$476.40	$625.99	$641.64	$397.21	$407.14	$435.50	$446.39	$397.21	$407.14	$397.21	$407.14	$534.99	$548.36	$482.39	$494.45	$528.89	$542.11	$482.39	$494.45
49	$497.09	$653.18	$669.51	$414.46	$424.82	$454.41	$465.77	$414.46	$424.82	$414.46	$424.82	$558.22	$572.18	$503.34	$515.92	$551.86	$565.65	$503.34	$515.92
50	$520.40	$683.81	$700.90	$433.89	$444.74	$475.72	$487.61	$433.89	$444.74	$433.89	$444.74	$584.40	$599.01	$526.94	$540.11	$577.74	$592.18	$526.94	$540.11
51	$543.42	$714.05	$731.90	$453.08	$464.41	$496.76	$509.18	$453.08	$464.41	$453.08	$464.41	$610.25	$625.50	$550.25	$564.01	$603.29	$618.37	$550.25	$564.01
52	$568.77	$747.36	$766.05	$474.22	$486.07	$519.93	$532.93	$474.22	$486.07	$474.22	$486.07	$638.71	$654.68	$575.92	$590.32	$631.43	$647.22	$575.92	$590.32
53	$594.41	$781.05	$800.58	$495.60	$507.99	$543.37	$556.96	$495.60	$507.99	$495.60	$507.99	$667.51	$684.20	$601.88	$616.93	$659.90	$676.40	$601.88	$616.93
54	$622.09	$817.43	$837.86	$518.68	$531.64	$568.68	$582.90	$518.68	$531.64	$518.68	$531.64	$698.59	$716.06	$629.91	$645.66	$690.63	$707.90	$629.91	$645.66
55	$649.77	$853.80	$875.15	$541.76	$555.30	$593.98	$608.83	$541.76	$555.30	$541.76	$555.30	$729.68	$747.92	$657.94	$674.39	$721.36	$739.39	$657.94	$674.39
56	$679.78	$893.24	$915.57	$566.78	$580.95	$621.42	$636.95	$566.78	$580.95	$566.78	$580.95	$763.38	$782.47	$688.33	$705.54	$754.68	$773.55	$688.33	$705.54
57	$710.09	$933.05	$956.38	$592.04	$606.85	$649.12	$665.35	$592.04	$606.85	$592.04	$606.85	$797.41	$817.35	$719.01	$736.99	$788.32	$808.03	$719.01	$736.99
58	$742.43	$975.55	$999.94	$619.01	$634.49	$678.69	$695.65	$619.01	$634.49	$619.01	$634.49	$833.73	$854.57	$751.76	$770.56	$824.23	$844.83	$751.76	$770.56
59	$758.45	$996.61	$1,021.53	$632.37	$648.18	$693.34	$710.67	$632.37	$648.18	$632.37	$648.18	$851.73	$873.02	$767.99	$787.19	$842.02	$863.07	$767.99	$787.19
60	$790.80	$1,039.11	$1,065.09	$659.34	$675.82	$722.90	$740.97	$659.34	$675.82	$659.34	$675.82	$888.05	$910.25	$800.74	$820.76	$877.92	$899.87	$800.74	$820.76
61	$818.77	$1,075.86	$1,102.76	$682.66	$699.73	$748.47	$767.18	$682.66	$699.73	$682.66	$699.73	$919.46	$942.45	$829.06	$849.79	$908.98	$931.70	$829.06	$849.79
62	$837.13	$1,099.99	$1,127.49	$697.97	$715.42	$765.25	$784.38	$697.97	$715.42	$697.97	$715.42	$940.07	$963.58	$847.65	$868.84	$929.36	$952.59	$847.65	$868.84
63	$860.14	$1,130.23	$1,158.49	$717.16	$735.09	$786.29	$805.95	$717.16	$735.09	$717.16	$735.09	$965.92	$990.07	$870.96	$892.73	$954.91	$978.79	$870.96	$892.73
64+	$874.13	$1,148.61	$1,177.33	$728.82	$747.04	$799.08	$819.06	$728.82	$747.04	$728.82	$747.04	$981.63	$1,006.17	$885.12	$907.25	$970.44	$994.70	$885.12	$907.25

Company Name:
Market:
Product:
Effective Date of Rates:

HIOS Plan ID (On Exchange)=>					16322PA0040039		16322PA0040039		16322PA0040039		16322PA0040039		16322PA0040040		16322PA0040040		16322PA0040040		16322PA
HIOS Plan ID (Off Exchange)=>	16322PA0040037		16322PA0040037		16322PA0040039		16322PA0040039		16322PA0040039		16322PA0040039		16322PA0040040		16322PA0040040		16322PA0040040		16322PA
Plan Marketing Name =>	ntage Silver $2,300/$60 - Premi		ntage Silver $2,300/$60 - Premi		ntage Bronze $7,400/$50 - Prem		ntage Bronze $7,400/$50 - Prem		ntage Bronze $7,400/$50 - Prem		ntage Bronze $7,400/$50 - Prem		ntage Silver $3,500/$25 - Premi		ntage Silver $3,500/$25 - Premi		ntage Silver $3,500/$25 - Premi		ntage Silver $3,5
Form # =>	663		663		663		663		663		663		663		663		663		66
Rating Area =>	5		6		3		6		7		9		3		6		7		9
Network =>	emium West w/Dominion PEDS		emium West w/Dominion PEDS		emium East w/Dominion PEDS		emium East w/Dominion PEDS		emium East w/Dominion PEDS		emium East w/Dominion PEDS		emium East w/Dominion PEDS		emium East w/Dominion PEDS		emium East w/Dominion PEDS		emium East w/
Metal =>	Silver		Silver		Bronze		Bronze		Bronze		Bronze		Silver		Silver		Silver		Sil
Deductible =>	$2300/ $4600		$2300/ $4600		$7400/ $14800		$7400/ $14800		$7400/ $14800		$7400/ $14800		$3500/ $7000		$3500/ $7000		$3500/ $7000		$3500/
Coinsurance =>	80%		80%		100%		100%		100%		100%		80%		80%		80%		80
Copays =>	$60 / $80		$60 / $80		$50 / $0		$50 / $0		$50 / $0		$50 / $0		$25 / $75		$25 / $75		$25 / $75		$25 /
OOP Maximum =>	$8150/ $16300		$8150/ $16300		$8150/ $16300		$8150/ $16300		$8150/ $16300		$8150/ $16300		$8150/ $16300		$8150/ $16300		$8150/ $16300		$8150/
Pediatric Dental (Yes/No) =>	Yes		Yes		Yes		Yes		Yes		Yes		Yes		Yes		Yes		Y
Age Band	Non-Tobacco	Tobacco	Non-Tobacco	Tobacco	Non-Tobacco	Tobacco	Non-Tobacco	Tobacco	Non-Tobacco	Tobacco	Non-Tobacco	Tobacco	Non-Tobacco	Tobacco	Non-Tobacco	Tobacco	Non-Tobacco	Tobacco	Non-Tobacco
0 - 14	$225.71	$225.71	$303.99	$303.99	$245.10	$245.10	$261.60	$261.60	$265.30	$265.30	$232.30	$232.30	$339.54	$339.54	$362.40	$362.40	$367.52	$367.52	$321.81
15	$245.77	$245.77	$331.01	$331.01	$266.88	$266.88	$284.85	$284.85	$288.88	$288.88	$252.95	$252.95	$369.72	$369.72	$394.61	$394.61	$400.19	$400.19	$350.42
16	$253.44	$253.44	$341.34	$341.34	$275.22	$275.22	$293.74	$293.74	$297.90	$297.90	$260.84	$260.84	$381.26	$381.26	$406.93	$406.93	$412.68	$412.68	$361.36
17	$261.11	$261.11	$351.67	$351.67	$283.55	$283.55	$302.63	$302.63	$306.92	$306.92	$268.74	$268.74	$392.80	$392.80	$419.24	$419.24	$425.17	$425.17	$372.29
18	$269.37	$276.11	$362.80	$371.87	$292.52	$299.83	$312.21	$320.01	$316.63	$324.54	$277.24	$284.17	$405.23	$415.36	$432.51	$443.32	$438.62	$449.59	$384.07
19	$277.63	$284.57	$373.93	$383.27	$301.49	$309.02	$321.78	$329.83	$326.34	$334.50	$285.74	$292.89	$417.65	$428.09	$445.77	$456.91	$452.08	$463.38	$395.85
20	$286.19	$293.34	$385.45	$395.09	$310.78	$318.55	$331.70	$339.99	$336.40	$344.81	$294.55	$301.91	$430.52	$441.29	$459.51	$471.00	$466.01	$477.66	$408.05
21	$295.04	$302.42	$397.37	$407.30	$320.39	$328.40	$341.96	$350.51	$346.80	$355.47	$303.66	$311.25	$443.84	$454.94	$473.72	$485.56	$480.42	$492.43	$420.67
22	$295.04	$302.42	$397.37	$407.30	$320.39	$328.40	$341.96	$350.51	$346.80	$355.47	$303.66	$311.25	$443.84	$454.94	$473.72	$485.56	$480.42	$492.43	$420.67
23	$295.04	$302.42	$397.37	$407.30	$320.39	$328.40	$341.96	$350.51	$346.80	$355.47	$303.66	$311.25	$443.84	$454.94	$473.72	$485.56	$480.42	$492.43	$420.67
24	$295.04	$302.42	$397.37	$407.30	$320.39	$328.40	$341.96	$350.51	$346.80	$355.47	$303.66	$311.25	$443.84	$454.94	$473.72	$485.56	$480.42	$492.43	$420.67
25	$296.22	$303.63	$398.96	$408.93	$321.67	$329.71	$343.33	$351.91	$348.19	$356.89	$304.87	$312.50	$445.62	$456.76	$475.61	$487.51	$482.34	$494.40	$422.35
26	$302.12	$309.67	$406.91	$417.08	$328.08	$336.28	$350.17	$358.92	$355.12	$364.00	$310.95	$318.72	$454.49	$465.85	$485.09	$497.22	$491.95	$504.25	$430.77
27	$309.20	$316.93	$416.44	$426.85	$335.77	$344.16	$358.37	$367.33	$363.45	$372.53	$318.24	$326.19	$465.14	$476.77	$496.46	$508.87	$503.48	$516.07	$440.86
28	$320.71	$328.73	$431.94	$442.74	$348.26	$356.97	$371.71	$381.00	$376.97	$386.40	$330.08	$338.33	$482.45	$494.52	$514.93	$527.81	$522.22	$535.27	$457.27
29	$330.15	$338.40	$444.66	$455.77	$358.52	$367.48	$382.65	$392.22	$388.07	$397.77	$339.80	$348.29	$496.66	$509.07	$530.09	$543.34	$537.59	$551.03	$470.73
30	$334.87	$343.24	$451.01	$462.29	$363.64	$372.73	$388.12	$397.83	$393.62	$403.46	$344.65	$353.27	$503.76	$516.35	$537.67	$551.11	$545.28	$558.91	$477.46
31	$341.95	$350.50	$460.55	$472.07	$371.33	$380.62	$396.33	$406.24	$401.94	$411.99	$351.94	$360.74	$514.41	$527.27	$549.04	$562.77	$556.81	$570.73	$487.56
32	$349.03	$357.76	$470.09	$481.84	$379.02	$388.50	$404.54	$414.65	$410.26	$420.52	$359.23	$368.21	$525.06	$538.19	$560.41	$574.42	$568.34	$582.55	$497.65
33	$353.46	$362.29	$476.05	$487.95	$383.83	$393.42	$409.67	$419.91	$415.47	$425.85	$363.78	$372.88	$531.72	$545.01	$567.52	$581.70	$575.54	$589.93	$503.96
34	$358.18	$367.13	$482.41	$494.47	$388.95	$398.68	$415.14	$425.52	$421.02	$431.54	$368.64	$377.86	$538.82	$552.29	$575.10	$589.47	$583.23	$597.81	$510.69
35	$360.54	$369.55	$485.59	$497.73	$391.52	$401.30	$417.88	$428.32	$423.79	$434.38	$371.07	$380.35	$542.37	$555.93	$578.89	$593.36	$587.07	$601.75	$514.06
36	$362.90	$371.97	$488.77	$500.98	$394.08	$403.93	$420.61	$431.13	$426.56	$437.23	$373.50	$382.84	$545.92	$559.57	$582.68	$597.24	$590.92	$605.69	$517.42
37	$365.26	$374.39	$491.94	$504.24	$396.64	$406.56	$423.35	$433.93	$429.34	$440.07	$375.93	$385.33	$549.47	$563.21	$586.47	$601.13	$594.76	$609.63	$520.79
38	$367.62	$376.81	$495.12	$507.50	$399.21	$409.19	$426.08	$436.73	$432.11	$442.92	$378.36	$387.82	$553.02	$566.85	$590.26	$605.01	$598.60	$613.57	$524.15
39	$372.34	$381.65	$501.48	$514.02	$404.33	$414.44	$431.55	$442.34	$437.66	$448.60	$383.22	$392.80	$560.13	$574.13	$597.83	$612.78	$606.29	$621.45	$530.89
40	$377.06	$386.49	$507.84	$520.53	$409.46	$419.69	$437.02	$447.95	$443.21	$454.29	$388.08	$397.78	$567.23	$581.41	$605.41	$620.55	$613.98	$629.33	$537.62
41	$384.14	$393.75	$517.38	$530.31	$417.15	$427.58	$445.23	$456.36	$451.53	$462.82	$395.37	$405.25	$577.88	$592.33	$616.78	$632.20	$625.51	$641.14	$547.71
42	$390.93	$400.70	$526.52	$539.68	$424.52	$435.13	$453.10	$464.42	$459.51	$471.00	$402.35	$412.41	$588.09	$602.79	$627.68	$643.37	$636.56	$652.47	$557.39
43	$400.37	$410.38	$539.23	$552.71	$434.77	$445.64	$464.04	$475.64	$470.61	$482.37	$412.07	$422.37	$602.29	$617.35	$642.84	$658.91	$651.93	$668.23	$570.85
44	$412.17	$422.48	$555.13	$569.00	$447.58	$458.77	$477.72	$489.66	$484.48	$496.59	$424.21	$434.82	$620.04	$635.55	$661.79	$678.33	$671.15	$687.93	$587.68
45	$426.04	$436.69	$573.80	$588.15	$462.64	$474.21	$493.79	$506.13	$500.78	$513.30	$438.49	$449.45	$640.90	$656.93	$684.05	$701.15	$693.73	$711.07	$607.45
46	$442.56	$453.62	$596.06	$610.96	$480.59	$492.60	$512.94	$525.76	$520.20	$533.21	$455.49	$466.88	$665.76	$682.40	$710.58	$728.34	$720.63	$738.65	$631.01
47	$461.15	$472.68	$621.09	$636.62	$500.77	$513.29	$534.48	$547.85	$542.05	$555.60	$474.62	$486.49	$693.72	$711.06	$740.42	$758.93	$750.90	$769.67	$657.51
48	$482.39	$494.45	$649.70	$665.94	$523.84	$536.93	$559.10	$573.08	$567.02	$581.19	$496.48	$508.90	$725.68	$743.82	$774.53	$793.90	$785.49	$805.12	$687.80
49	$503.34	$515.92	$677.91	$694.86	$546.59	$560.25	$583.38	$597.97	$591.64	$606.43	$518.04	$531.00	$757.19	$776.12	$808.17	$828.37	$819.60	$840.09	$717.66
50	$526.94	$540.11	$709.70	$727.45	$572.22	$586.52	$610.74	$626.01	$619.38	$634.87	$542.34	$555.90	$792.70	$812.52	$846.06	$867.22	$858.03	$879.48	$751.32
51	$550.25	$564.01	$741.10	$759.62	$597.53	$612.47	$637.76	$653.70	$646.78	$662.95	$566.33	$580.48	$827.76	$848.46	$883.49	$905.57	$895.98	$918.38	$784.55
52	$575.92	$590.32	$775.67	$795.06	$625.40	$641.04	$667.51	$684.19	$676.95	$693.88	$592.74	$607.56	$866.38	$888.04	$924.70	$947.82	$937.78	$961.22	$821.15
53	$601.88	$616.93	$810.63	$830.90	$653.60	$669.94	$697.60	$715.04	$707.47	$725.16	$619.47	$634.95	$905.43	$928.07	$966.39	$990.55	$980.06	$1,004.56	$858.17
54	$629.91	$645.66	$848.38	$869.59	$684.03	$701.13	$730.08	$748.34	$740.42	$758.93	$648.31	$664.52	$947.60	$971.29	$1,011.39	$1,036.68	$1,025.70	$1,051.34	$898.13
55	$657.94	$674.39	$886.14	$908.29	$714.47	$732.33	$762.57	$781.64	$773.36	$792.70	$677.16	$694.09	$989.76	$1,014.51	$1,056.40	$1,082.81	$1,071.34	$1,098.12	$938.09
56	$688.33	$705.54	$927.06	$950.24	$747.47	$766.16	$797.79	$817.74	$809.08	$829.31	$708.44	$726.15	$1,035.48	$1,061.37	$1,105.19	$1,132.82	$1,120.82	$1,148.84	$981.42
57	$719.01	$736.99	$968.39	$992.60	$780.79	$800.31	$833.36	$854.19	$845.15	$866.28	$740.02	$758.52	$1,081.64	$1,108.68	$1,154.46	$1,183.32	$1,170.78	$1,200.05	$1,025.17
58	$751.76	$770.56	$1,012.50	$1,037.81	$816.35	$836.76	$871.31	$893.10	$883.65	$905.74	$773.73	$793.07	$1,130.90	$1,159.18	$1,207.04	$1,237.21	$1,224.11	$1,254.71	$1,071.87
59	$767.99	$787.19	$1,034.35	$1,060.21	$833.98	$854.82	$890.12	$912.37	$902.72	$925.29	$790.43	$810.19	$1,155.32	$1,184.20	$1,233.09	$1,263.92	$1,250.53	$1,281.80	$1,095.00
60	$800.74	$820.76	$1,078.46	$1,105.42	$869.54	$891.28	$928.08	$951.28	$941.22	$964.75	$824.13	$844.74	$1,204.58	$1,234.70	$1,285.68	$1,317.82	$1,303.86	$1,336.46	$1,141.70
61	$829.06	$849.79	$1,116.61	$1,144.52	$900.30	$922.80	$960.91	$984.93	$974.51	$998.87	$853.28	$874.62	$1,247.19	$1,278.37	$1,331.15	$1,364.43	$1,349.98	$1,383.73	$1,182.08
62	$847.65	$868.84	$1,141.64	$1,170.19	$920.48	$943.49	$982.45	$1,007.01	$996.36	$1,021.27	$872.42	$894.23	$1,275.15	$1,307.03	$1,361.00	$1,395.02	$1,380.25	$1,414.75	$1,208.58
63	$870.96	$892.73	$1,173.04	$1,202.36	$945.79	$969.44	$1,009.47	$1,034.70	$1,023.75	$1,049.35	$896.40	$918.81	$1,310.22	$1,342.97	$1,398.42	$1,433.38	$1,418.20	$1,453.65	$1,241.82
64+	$885.12	$907.25	$1,192.11	$1,221.91	$961.17	$985.20	$1,025.88	$1,051.53	$1,040.40	$1,066.41	$910.98	$933.75	$1,331.52	$1,364.81	$1,421.16	$1,456.69	$1,441.26	$1,477.29	$1,262.01

Company Name:
Market:
Product:
Effective Date of Rates:

HIOS Plan ID (On Exchange)=>	0040040									16322PA0040042		16322PA0040042		16322PA0040042		16322PA0040042		16322PA0040043	
HIOS Plan ID (Off Exchange)=>	0040040	16322PA0040041		16322PA0040041		16322PA0040041		16322PA0040041		16322PA0040042		16322PA0040042		16322PA0040042		16322PA0040042		16322PA0040043	
Plan Marketing Name =>	00/$25 - Premi	ntage Silver $2,300/$60 - Premi		ntage Silver $2,300/$60 - Premi		ntage Silver $2,300/$60 - Premi		ntage Silver $2,300/$60 - Premi		antage Gold $900/$25 - Premiu		antage Gold $900/$25 - Premiu		antage Gold $900/$25 - Premiu		antage Gold $900/$25 - Premiu		vantage Bronze $7,400/$50 - Pr	
Form # =>	63	663		663		663		663		663		663		663		663		675	
Rating Area =>	9	3		6		7		9		3		6		7		9		3	
Network =>	Dominion PEDS	remium East w/Dominion PEDS		remium East w/Dominion PEDS		remium East w/Dominion PEDS		remium East w/Dominion PEDS		remium East w/Dominion PEDS		remium East w/Dominion PEDS		remium East w/Dominion PEDS		remium East w/Dominion PEDS		wer Premium w/Dominion PED	
Metal =>	ver	Silver		Silver		Silver		Silver		Gold		Gold		Gold		Gold		Bronze	
Deductible =>	$7000	$2300/ $4600		$2300/ $4600		$2300/ $4600		$2300/ $4600		$900/ $1800		$900/ $1800		$900/ $1800		$900/ $1800		$7400/ $14800	
Coinsurance =>	%	80%		80%		80%		80%		90%		90%		90%		90%		100%	
Copays =>	$75	$60 / $80		$60 / $80		$60 / $80		$60 / $80		$25 / $55		$25 / $55		$25 / $55		$25 / $55		$50 / $0	
OOP Maximum =>	$16300	$8150/ $16300		$8150/ $16300		$8150/ $16300		$8150/ $16300		$5200/ $10400		$5200/ $10400		$5200/ $10400		$5200/ $10400		$8150/ $16300	
Pediatric Dental (Yes/No) =>	es	Yes		Yes		Yes		Yes		Yes		Yes		Yes		Yes		Yes	
Age Band	Tobacco	Non-Tobacco	Tobacco	Non-Tobacco	Tobacco	Non-Tobacco	Tobacco	Non-Tobacco	Tobacco	Non-Tobacco	Tobacco	Non-Tobacco	Tobacco	Non-Tobacco	Tobacco	Non-Tobacco	Tobacco	Non-Tobacco	Tobacco
0 - 14	$321.81	$284.82	$284.82	$303.99	$303.99	$308.29	$308.29	$269.95	$269.95	$355.03	$355.03	$378.93	$378.93	$384.28	$384.28	$336.49	$336.49	$236.47	$236.47
15	$350.42	$310.13	$310.13	$331.01	$331.01	$335.69	$335.69	$293.94	$293.94	$386.59	$386.59	$412.61	$412.61	$418.44	$418.44	$366.40	$366.40	$257.49	$257.49
16	$361.36	$319.81	$319.81	$341.34	$341.34	$346.17	$346.17	$303.12	$303.12	$398.65	$398.65	$425.49	$425.49	$431.50	$431.50	$377.84	$377.84	$265.53	$265.53
17	$372.29	$329.49	$329.49	$351.67	$351.67	$356.65	$356.65	$312.29	$312.29	$410.72	$410.72	$438.37	$438.37	$444.56	$444.56	$389.28	$389.28	$273.56	$273.56
18	$393.67	$339.92	$348.42	$362.80	$371.87	$367.93	$377.13	$322.17	$330.22	$423.71	$434.31	$452.24	$463.54	$458.63	$470.09	$401.59	$411.63	$282.22	$289.27
19	$405.75	$350.34	$359.10	$373.93	$383.27	$379.21	$388.69	$332.05	$340.35	$436.71	$447.63	$466.11	$477.76	$472.69	$484.51	$413.91	$424.26	$290.87	$298.14
20	$418.25	$361.14	$370.17	$385.45	$395.09	$390.90	$400.67	$342.28	$350.84	$450.17	$461.42	$480.47	$492.48	$487.26	$499.44	$426.66	$437.33	$299.84	$307.33
21	$431.19	$372.31	$381.62	$397.37	$407.30	$402.99	$413.06	$352.87	$361.69	$464.09	$475.69	$495.33	$507.71	$502.33	$514.89	$439.86	$450.86	$309.11	$316.84
22	$431.19	$372.31	$381.62	$397.37	$407.30	$402.99	$413.06	$352.87	$361.69	$464.09	$475.69	$495.33	$507.71	$502.33	$514.89	$439.86	$450.86	$309.11	$316.84
23	$431.19	$372.31	$381.62	$397.37	$407.30	$402.99	$413.06	$352.87	$361.69	$464.09	$475.69	$495.33	$507.71	$502.33	$514.89	$439.86	$450.86	$309.11	$316.84
24	$431.19	$372.31	$381.62	$397.37	$407.30	$402.99	$413.06	$352.87	$361.69	$464.09	$475.69	$495.33	$507.71	$502.33	$514.89	$439.86	$450.86	$309.11	$316.84
25	$432.91	$373.80	$383.14	$398.96	$408.93	$404.60	$414.72	$354.28	$363.14	$465.95	$477.60	$497.31	$509.74	$504.34	$516.95	$441.62	$452.66	$310.35	$318.11
26	$441.54	$381.25	$390.78	$406.91	$417.08	$412.66	$422.98	$361.34	$370.37	$475.23	$487.11	$507.22	$519.90	$514.39	$527.25	$450.42	$461.68	$316.53	$324.44
27	$451.88	$390.18	$399.94	$416.44	$426.85	$422.33	$432.89	$369.81	$379.05	$486.37	$498.53	$519.11	$532.08	$526.44	$539.60	$460.97	$472.50	$323.95	$332.05
28	$468.70	$404.70	$414.82	$431.94	$442.74	$438.05	$449.00	$383.57	$393.16	$504.47	$517.08	$538.42	$551.88	$546.03	$559.68	$478.13	$490.08	$336.00	$344.40
29	$482.50	$416.61	$427.03	$444.66	$455.77	$450.95	$462.22	$394.86	$404.73	$519.32	$532.30	$554.27	$568.13	$562.11	$576.16	$492.20	$504.51	$345.89	$354.54
30	$489.40	$422.57	$433.14	$451.01	$462.29	$457.39	$468.83	$400.51	$410.52	$526.74	$539.91	$562.20	$576.25	$570.14	$584.40	$499.24	$511.72	$350.84	$359.61
31	$499.75	$431.51	$442.29	$460.55	$472.07	$467.07	$478.74	$408.98	$419.20	$537.88	$551.33	$574.09	$588.44	$582.20	$596.76	$509.80	$522.54	$358.26	$367.21
32	$510.09	$440.44	$451.45	$470.09	$481.84	$476.74	$488.66	$417.45	$427.88	$549.02	$562.74	$585.98	$600.62	$594.26	$609.11	$520.35	$533.36	$365.68	$374.82
33	$516.56	$446.03	$457.18	$476.05	$487.95	$482.78	$494.85	$422.74	$433.31	$555.98	$569.88	$593.41	$608.24	$601.79	$616.84	$526.95	$540.13	$370.31	$379.57
34	$523.46	$451.98	$463.28	$482.41	$494.47	$489.23	$501.46	$428.38	$439.09	$563.41	$577.49	$601.33	$616.36	$609.83	$625.07	$533.99	$547.34	$375.26	$384.64
35	$526.91	$454.96	$466.34	$485.59	$497.73	$492.45	$504.77	$431.21	$441.99	$567.12	$581.30	$605.29	$620.43	$613.85	$629.19	$537.51	$550.95	$377.73	$387.18
36	$530.36	$457.94	$469.39	$488.77	$500.98	$495.68	$508.07	$434.03	$444.88	$570.83	$585.10	$609.26	$624.49	$617.87	$633.31	$541.03	$554.55	$380.21	$389.71
37	$533.81	$460.92	$472.44	$491.94	$504.24	$498.90	$511.37	$436.85	$447.77	$574.54	$588.91	$613.22	$628.55	$621.88	$637.43	$544.55	$558.16	$382.68	$392.25
38	$537.26	$463.90	$475.50	$495.12	$507.50	$502.13	$514.68	$439.68	$450.67	$578.26	$592.71	$617.18	$632.61	$625.90	$641.55	$548.07	$561.77	$385.15	$394.78
39	$544.16	$469.86	$481.60	$501.48	$514.02	$508.57	$521.29	$445.32	$456.45	$585.68	$600.32	$625.11	$640.73	$633.94	$649.79	$555.10	$568.98	$390.10	$399.85
40	$551.06	$475.81	$487.71	$507.84	$520.53	$515.02	$527.90	$450.97	$462.24	$593.11	$607.93	$633.03	$648.86	$641.98	$658.03	$562.14	$576.19	$395.04	$404.92
41	$561.41	$484.75	$496.87	$517.38	$530.31	$524.69	$537.81	$459.44	$470.92	$604.25	$619.35	$644.92	$661.04	$654.03	$670.38	$572.70	$587.02	$402.46	$412.52
42	$571.32	$493.31	$505.64	$526.52	$539.68	$533.96	$547.31	$467.55	$479.24	$614.92	$630.29	$656.31	$672.72	$665.59	$682.23	$582.81	$597.38	$409.57	$419.81
43	$585.12	$505.22	$517.86	$539.23	$552.71	$546.86	$560.53	$478.84	$490.82	$629.77	$645.51	$672.16	$688.97	$681.66	$698.70	$596.89	$611.81	$419.46	$429.95
44	$602.37	$520.12	$533.12	$555.13	$569.00	$562.98	$577.05	$492.96	$505.28	$648.33	$664.54	$691.98	$709.28	$701.76	$719.30	$614.48	$629.85	$431.83	$442.62
45	$622.63	$537.62	$551.06	$573.80	$588.15	$581.92	$596.47	$509.54	$522.28	$670.15	$686.90	$715.26	$733.14	$725.36	$743.50	$635.16	$651.04	$446.35	$457.51
46	$646.78	$558.47	$572.43	$596.06	$610.96	$604.49	$619.60	$529.31	$542.54	$696.14	$713.54	$743.00	$761.57	$753.50	$772.33	$659.79	$676.28	$463.67	$475.26
47	$673.94	$581.92	$596.47	$621.09	$636.62	$629.87	$645.62	$551.54	$565.32	$725.37	$743.51	$774.20	$793.56	$785.14	$804.77	$687.50	$704.69	$483.14	$495.22
48	$704.99	$608.73	$623.95	$649.70	$665.94	$658.89	$675.36	$576.94	$591.37	$758.79	$777.76	$809.86	$830.11	$821.31	$841.84	$719.17	$737.15	$505.39	$518.03
49	$735.60	$635.16	$651.04	$677.91	$694.86	$687.50	$704.69	$602.00	$617.05	$791.74	$811.53	$845.03	$866.16	$856.97	$878.40	$750.40	$769.16	$527.34	$540.53
50	$770.10	$664.95	$681.57	$709.70	$727.45	$719.74	$737.73	$630.23	$645.98	$828.86	$849.59	$884.66	$906.78	$897.16	$919.59	$785.59	$805.23	$552.07	$565.87
51	$804.16	$694.36	$711.72	$741.10	$759.62	$751.58	$770.37	$658.10	$674.56	$865.53	$887.17	$923.79	$946.89	$936.85	$960.27	$820.34	$840.85	$576.49	$590.90
52	$841.68	$726.75	$744.92	$775.67	$795.06	$786.64	$806.30	$688.80	$706.02	$905.90	$928.55	$966.88	$991.06	$980.55	$1,005.06	$858.61	$880.07	$603.38	$618.47
53	$879.62	$759.51	$778.50	$810.63	$830.90	$822.10	$842.65	$719.85	$737.85	$946.74	$970.41	$1,010.47	$1,035.74	$1,024.75	$1,050.37	$897.31	$919.75	$630.58	$646.35
54	$920.58	$794.88	$814.75	$848.38	$869.59	$860.38	$881.89	$753.38	$772.21	$990.83	$1,015.60	$1,057.53	$1,083.97	$1,072.47	$1,099.29	$939.10	$962.58	$659.95	$676.45
55	$961.55	$830.25	$851.01	$886.14	$908.29	$898.67	$921.13	$786.90	$806.57	$1,034.92	$1,060.79	$1,104.59	$1,132.20	$1,120.20	$1,148.20	$980.89	$1,005.41	$689.32	$706.55
56	$1,005.96	$868.60	$890.31	$927.06	$950.24	$940.18	$963.68	$823.25	$843.83	$1,082.72	$1,109.79	$1,155.60	$1,184.50	$1,171.94	$1,201.23	$1,026.19	$1,051.85	$721.15	$739.18
57	$1,050.80	$907.32	$930.00	$968.39	$992.60	$982.09	$1,006.64	$859.94	$881.44	$1,130.99	$1,159.26	$1,207.12	$1,237.30	$1,224.18	$1,254.78	$1,071.94	$1,098.74	$753.30	$772.13
58	$1,098.66	$948.65	$972.36	$1,012.50	$1,037.81	$1,026.82	$1,052.49	$899.11	$921.59	$1,182.50	$1,212.06	$1,262.10	$1,293.65	$1,279.94	$1,311.94	$1,120.76	$1,148.78	$787.61	$807.30
59	$1,122.38	$969.12	$993.35	$1,034.35	$1,060.21	$1,048.98	$1,075.21	$918.52	$941.48	$1,208.03	$1,238.23	$1,289.34	$1,321.58	$1,307.56	$1,340.25	$1,144.96	$1,173.58	$804.61	$824.73
60	$1,170.24	$1,010.45	$1,035.71	$1,078.46	$1,105.42	$1,093.71	$1,121.06	$957.69	$981.63	$1,259.54	$1,291.03	$1,344.33	$1,377.93	$1,363.32	$1,397.41	$1,193.78	$1,223.62	$838.92	$859.90
61	$1,211.63	$1,046.19	$1,072.35	$1,116.61	$1,144.52	$1,132.40	$1,160.71	$991.56	$1,016.35	$1,304.09	$1,336.70	$1,391.88	$1,426.67	$1,411.55	$1,446.84	$1,236.01	$1,266.91	$868.60	$890.31
62	$1,238.80	$1,069.65	$1,096.39	$1,141.64	$1,170.19	$1,157.79	$1,186.74	$1,013.80	$1,039.14	$1,333.33	$1,366.66	$1,423.08	$1,458.66	$1,443.19	$1,479.27	$1,263.72	$1,295.31	$888.07	$910.27
63	$1,272.86	$1,099.06	$1,126.54	$1,173.04	$1,202.36	$1,189.63	$1,219.37	$1,041.67	$1,067.71	$1,369.99	$1,404.24	$1,462.21	$1,498.77	$1,482.88	$1,519.95	$1,298.47	$1,330.93	$912.49	$935.31
64+	$1,293.56	$1,116.93	$1,144.85	$1,192.11	$1,221.91	$1,208.97	$1,239.19	$1,058.61	$1,085.08	$1,392.27	$1,427.08	$1,485.99	$1,523.14	$1,506.99	$1,544.66	$1,319.58	$1,352.57	$927.33	$950.51

Company Name:
Market:
Product:
Effective Date of Rates:

HIOS Plan ID (On Exchange)=>	16322PA0040043		16322PA0040043		16322PA0040044		16322PA0040044		16322PA0040044								16322PA0040046		16322PA
HIOS Plan ID (Off Exchange)=>	16322PA0040043		16322PA0040043		16322PA0040044		16322PA0040044		16322PA0040044		16322PA0040045		16322PA0040045		16322PA0040045		16322PA0040046		16322PA
Plan Marketing Name =>	vantage Bronze $7,400/$50 - Pr		vantage Bronze $7,400/$50 - Pr		vantage Silver $3,500/$25 - Pr		vantage Silver $3,500/$25 - Pr		vantage Silver $3,500/$25 - Pr		vantage Silver $2,300/$60 - Pr		vantage Silver $2,300/$60 - Pr		vantage Silver $2,300/$60 - Pr		dvantage Gold $900/$25 - Pren		dvantage Gold
Form # =>	675		675		675		675		675		675		675		675		675		67
Rating Area =>	6		7		3		6		7		3		6		7		3		
Network =>	wer Premium w/Dominion PED		wer Premium w/Dominion PED		wer Premium w/Dominion PED		wer Premium w/Dominion PED		wer Premium w/Dominion PED		wer Premium w/Dominion PED		wer Premium w/Dominion PED		wer Premium w/Dominion PED		wer Premium w/Dominion PED		wer Premium w
Metal =>	Bronze		Bronze		Silver		Silver		Silver		Silver		Silver		Silver		Gold		Go
Deductible =>	$7400/ $14800		$7400/ $14800		$3500/ $7000		$3500/ $7000		$3500/ $7000		$2300/ $4600		$2300/ $4600		$2300/ $4600		$900/ $1800		$900/
Coinsurance =>	100%		100%		80%		80%		80%		80%		80%		80%		90%		90
Copays =>	$50 / $0		$50 / $0		$25 / $75		$25 / $75		$25 / $75		$60 / $80		$60 / $80		$60 / $80		$25 / $55		$25 /
OOP Maximum =>	$8150/ $16300		$8150/ $16300		$8150/ $16300		$8150/ $16300		$8150/ $16300		$8150/ $16300		$8150/ $16300		$8150/ $16300		$5200/ $10400		$5200/
Pediatric Dental (Yes/No) =>	Yes		Yes		Yes		Yes		Yes		Yes		Yes		Yes		Yes		Y
Age Band	Non-Tobacco	Tobacco	Non-Tobacco	Tobacco	Non-Tobacco	Tobacco	Non-Tobacco	Tobacco	Non-Tobacco	Tobacco	Non-Tobacco	Tobacco	Non-Tobacco	Tobacco	Non-Tobacco	Tobacco	Non-Tobacco	Tobacco	Non-Tobacco
0 - 14	$252.39	$252.39	$255.96	$255.96	$327.59	$327.59	$349.64	$349.64	$354.59	$354.59	$274.79	$274.79	$293.29	$293.29	$297.44	$297.44	$342.53	$342.53	$365.59
15	$274.82	$274.82	$278.71	$278.71	$356.71	$356.71	$380.72	$380.72	$386.10	$386.10	$299.21	$299.21	$319.36	$319.36	$323.88	$323.88	$372.98	$372.98	$398.08
16	$283.40	$283.40	$287.41	$287.41	$367.84	$367.84	$392.61	$392.61	$398.16	$398.16	$308.55	$308.55	$329.33	$329.33	$333.99	$333.99	$384.62	$384.62	$410.51
17	$291.98	$291.98	$296.11	$296.11	$378.97	$378.97	$404.49	$404.49	$410.21	$410.21	$317.89	$317.89	$339.30	$339.30	$344.10	$344.10	$396.26	$396.26	$422.93
18	$301.22	$308.75	$305.48	$313.12	$390.96	$400.74	$417.29	$427.72	$423.18	$433.76	$327.95	$336.15	$350.04	$358.79	$354.98	$363.86	$408.80	$419.02	$436.31
19	$310.45	$318.22	$314.85	$322.72	$402.96	$413.03	$430.08	$440.84	$436.16	$447.07	$338.01	$346.46	$360.77	$369.79	$365.87	$375.02	$421.33	$431.87	$449.69
20	$320.02	$328.02	$324.55	$332.67	$415.37	$425.76	$443.34	$454.42	$449.60	$460.84	$348.42	$357.13	$371.89	$381.19	$377.15	$386.57	$434.32	$445.18	$463.55
21	$329.92	$338.17	$334.59	$342.95	$428.22	$438.93	$457.05	$468.48	$463.51	$475.10	$359.20	$368.18	$383.39	$392.97	$388.81	$398.53	$447.75	$458.94	$477.89
22	$329.92	$338.17	$334.59	$342.95	$428.22	$438.93	$457.05	$468.48	$463.51	$475.10	$359.20	$368.18	$383.39	$392.97	$388.81	$398.53	$447.75	$458.94	$477.89
23	$329.92	$338.17	$334.59	$342.95	$428.22	$438.93	$457.05	$468.48	$463.51	$475.10	$359.20	$368.18	$383.39	$392.97	$388.81	$398.53	$447.75	$458.94	$477.89
24	$329.92	$338.17	$334.59	$342.95	$428.22	$438.93	$457.05	$468.48	$463.51	$475.10	$359.20	$368.18	$383.39	$392.97	$388.81	$398.53	$447.75	$458.94	$477.89
25	$331.24	$339.52	$335.93	$344.33	$429.93	$440.68	$458.88	$470.35	$465.36	$477.00	$360.64	$369.65	$384.92	$394.55	$390.37	$400.12	$449.54	$460.78	$479.80
26	$337.84	$346.28	$342.62	$351.19	$438.50	$449.46	$468.02	$479.72	$474.63	$486.50	$367.82	$377.02	$392.59	$402.41	$398.14	$408.09	$458.50	$469.96	$489.36
27	$345.76	$354.40	$350.65	$359.42	$448.77	$459.99	$478.99	$490.96	$485.76	$497.90	$376.44	$385.85	$401.79	$411.84	$407.47	$417.66	$469.24	$480.97	$500.83
28	$358.62	$367.59	$363.70	$372.79	$465.48	$477.11	$496.81	$509.23	$503.84	$516.43	$390.45	$400.21	$416.74	$427.16	$422.64	$433.20	$486.70	$498.87	$519.47
29	$369.18	$378.41	$374.41	$383.77	$479.18	$491.16	$511.44	$524.22	$518.67	$531.63	$401.94	$411.99	$429.01	$439.74	$435.08	$445.96	$501.03	$513.56	$534.76
30	$374.46	$383.82	$379.76	$389.25	$486.03	$498.18	$518.75	$531.72	$526.08	$539.24	$407.69	$417.88	$435.15	$446.03	$441.30	$452.33	$508.20	$520.90	$542.41
31	$382.38	$391.94	$387.79	$397.48	$496.31	$508.71	$529.72	$542.96	$537.21	$550.64	$416.31	$426.72	$444.35	$455.46	$450.63	$461.90	$518.94	$531.92	$553.87
32	$390.30	$400.05	$395.82	$405.72	$506.58	$519.25	$540.69	$554.21	$548.33	$562.04	$424.93	$435.56	$453.55	$464.89	$459.96	$471.46	$529.69	$542.93	$565.34
33	$395.24	$405.13	$400.84	$410.86	$513.01	$525.83	$547.55	$561.23	$555.28	$569.17	$430.32	$441.08	$459.30	$470.78	$465.79	$477.44	$536.40	$549.81	$572.51
34	$400.52	$410.54	$406.19	$416.35	$519.86	$532.86	$554.86	$568.73	$562.70	$576.77	$436.07	$446.97	$465.44	$477.07	$472.02	$483.82	$543.57	$557.16	$580.16
35	$403.16	$413.24	$408.87	$419.09	$523.28	$536.37	$558.52	$572.48	$566.41	$580.57	$438.94	$449.92	$468.50	$480.22	$475.13	$487.00	$547.15	$560.83	$583.98
36	$405.80	$415.95	$411.55	$421.83	$526.71	$539.88	$562.17	$576.23	$570.12	$584.37	$441.82	$452.86	$471.57	$483.36	$478.24	$490.19	$550.73	$564.50	$587.80
37	$408.44	$418.65	$414.22	$424.58	$530.14	$543.39	$565.83	$579.97	$573.83	$588.17	$444.69	$455.81	$474.64	$486.50	$481.35	$493.38	$554.31	$568.17	$591.63
38	$411.08	$421.36	$416.90	$427.32	$533.56	$546.90	$569.48	$583.72	$577.53	$591.97	$447.56	$458.75	$477.70	$489.65	$484.46	$496.57	$557.90	$571.84	$595.45
39	$416.36	$426.77	$422.25	$432.81	$540.41	$553.92	$576.80	$591.22	$584.95	$599.57	$453.31	$464.64	$483.84	$495.93	$490.68	$502.95	$565.06	$579.19	$603.10
40	$421.64	$432.18	$427.61	$438.30	$547.27	$560.95	$584.11	$598.71	$592.37	$607.17	$459.06	$470.53	$489.97	$502.22	$496.90	$509.32	$572.22	$586.53	$610.74
41	$429.56	$440.29	$435.64	$446.53	$557.54	$571.48	$595.08	$609.96	$603.49	$618.58	$467.68	$479.37	$499.17	$511.65	$506.23	$518.89	$582.97	$597.54	$622.21
42	$437.14	$448.07	$443.33	$454.42	$567.39	$581.58	$605.59	$620.73	$614.15	$629.50	$475.94	$487.84	$507.99	$520.69	$515.17	$528.05	$593.27	$608.10	$633.20
43	$447.70	$458.89	$454.04	$465.39	$581.09	$595.62	$620.22	$635.72	$628.98	$644.71	$487.43	$499.62	$520.26	$533.27	$527.62	$540.81	$607.60	$622.79	$648.50
44	$460.90	$472.42	$467.42	$479.11	$598.22	$613.18	$638.50	$654.46	$647.52	$663.71	$501.80	$514.35	$535.60	$548.99	$543.17	$556.75	$625.51	$641.14	$667.61
45	$476.40	$488.31	$483.15	$495.23	$618.35	$633.81	$659.98	$676.48	$669.31	$686.04	$518.68	$531.65	$553.62	$567.46	$561.44	$575.48	$646.55	$662.71	$690.07
46	$494.88	$507.25	$501.89	$514.43	$642.33	$658.39	$685.58	$702.71	$695.27	$712.65	$538.80	$552.27	$575.09	$589.46	$583.22	$597.80	$671.63	$688.42	$716.84
47	$515.66	$528.56	$522.96	$536.04	$669.31	$686.04	$714.37	$732.23	$724.47	$742.58	$561.43	$575.47	$599.24	$614.22	$607.71	$622.90	$699.83	$717.33	$746.94
48	$539.42	$552.90	$547.05	$560.73	$700.14	$717.64	$747.28	$765.96	$757.84	$776.78	$587.29	$601.97	$626.84	$642.51	$635.70	$651.60	$732.07	$750.37	$781.35
49	$562.84	$576.91	$570.81	$585.08	$730.54	$748.81	$779.73	$799.22	$790.75	$810.52	$612.80	$628.12	$654.06	$670.41	$663.31	$679.89	$763.86	$782.96	$815.28
50	$589.24	$603.97	$597.58	$612.52	$764.80	$783.92	$816.29	$836.70	$827.83	$848.52	$641.53	$657.57	$684.73	$701.85	$694.41	$711.78	$799.68	$819.67	$853.51
51	$615.30	$630.68	$624.01	$639.61	$798.63	$818.60	$852.40	$873.71	$864.45	$886.06	$669.91	$686.66	$715.02	$732.90	$725.13	$743.26	$835.05	$855.93	$891.26
52	$644.00	$660.10	$653.12	$669.45	$835.89	$856.78	$892.16	$914.47	$904.77	$927.39	$701.16	$718.69	$748.38	$767.09	$758.96	$777.93	$874.01	$895.86	$932.84
53	$673.04	$689.86	$682.56	$699.63	$873.57	$895.41	$932.38	$955.69	$945.56	$969.20	$732.77	$751.09	$782.12	$801.67	$793.17	$813.00	$913.41	$936.25	$974.90
54	$704.38	$721.99	$714.35	$732.21	$914.25	$937.11	$975.80	$1,000.20	$989.59	$1,014.33	$766.89	$786.06	$818.54	$839.00	$830.11	$850.86	$955.95	$979.84	$1,020.30
55	$735.72	$754.11	$746.14	$764.79	$954.93	$978.80	$1,019.22	$1,044.70	$1,033.63	$1,059.47	$801.02	$821.04	$854.96	$876.33	$867.05	$888.72	$998.48	$1,023.44	$1,065.69
56	$769.70	$788.95	$780.60	$800.11	$999.04	$1,024.01	$1,066.30	$1,092.96	$1,081.37	$1,108.40	$838.01	$858.96	$894.45	$916.81	$907.09	$929.77	$1,044.60	$1,070.72	$1,114.92
57	$804.02	$824.12	$815.40	$835.78	$1,043.57	$1,069.66	$1,113.83	$1,141.68	$1,129.57	$1,157.81	$875.37	$897.25	$934.32	$957.68	$947.53	$971.22	$1,091.17	$1,118.45	$1,164.62
58	$840.64	$861.65	$852.54	$873.85	$1,091.10	$1,118.38	$1,164.56	$1,193.68	$1,181.02	$1,210.55	$915.24	$938.12	$976.88	$1,001.30	$990.69	$1,015.46	$1,140.87	$1,169.39	$1,217.66
59	$858.78	$880.25	$870.94	$892.71	$1,114.66	$1,142.52	$1,189.70	$1,219.44	$1,206.52	$1,236.68	$935.00	$958.37	$997.96	$1,022.91	$1,012.07	$1,037.37	$1,165.49	$1,194.63	$1,243.95
60	$895.40	$917.79	$908.08	$930.78	$1,162.19	$1,191.24	$1,240.43	$1,271.44	$1,257.97	$1,289.42	$974.87	$999.24	$1,040.52	$1,066.53	$1,055.23	$1,081.61	$1,215.19	$1,245.57	$1,296.99
61	$927.08	$950.25	$940.20	$963.70	$1,203.30	$1,233.38	$1,284.31	$1,316.42	$1,302.46	$1,335.02	$1,009.35	$1,034.59	$1,077.33	$1,104.26	$1,092.56	$1,119.87	$1,258.18	$1,289.63	$1,342.87
62	$947.86	$971.56	$961.28	$985.31	$1,230.28	$1,261.03	$1,313.10	$1,345.93	$1,331.66	$1,364.96	$1,031.98	$1,057.78	$1,101.48	$1,129.02	$1,117.05	$1,144.98	$1,286.39	$1,318.55	$1,372.98
63	$973.92	$998.27	$987.71	$1,012.40	$1,264.11	$1,295.71	$1,349.21	$1,382.94	$1,368.28	$1,402.49	$1,060.36	$1,086.87	$1,131.77	$1,160.06	$1,147.77	$1,176.46	$1,321.76	$1,354.80	$1,410.73
64+	$989.76	$1,014.50	$1,003.77	$1,028.86	$1,284.66	$1,316.78	$1,371.15	$1,405.43	$1,390.53	$1,425.29	$1,077.60	$1,104.54	$1,150.17	$1,178.92	$1,166.43	$1,195.59	$1,343.25	$1,376.83	$1,433.67

Company Name:
Market:
Product:
Effective Date of Rates:

HIOS Plan ID (On Exchange)=>	0040046	16322PA0040046		16322PA0050029		16322PA0050030		16322PA0050031		16322PA0050033		16322PA0050100		16322PA0050100		16322PA0050100		16322PA0050100	
HIOS Plan ID (Off Exchange)=>	0040046	16322PA0040046		16322PA0050029		16322PA0050030		16322PA0050031		16322PA0050033		16322PA0050100		16322PA0050100		16322PA0050100		16322PA0050100	
Plan Marketing Name =>	$900/$25 - Pren	dvantage Gold $900/$25 - Pren		dvantage Silver $0/$85 - Select		antage Silver $2,000/$80 - Sele		antage Silver $3,500/$25 - Sele		vantage Gold $900/$25 - Select		ntage Bronze $7,400/$50 - Partn		ntage Bronze $7,400/$50 - Partn		ntage Bronze $7,400/$50 - Partn		ntage Bronze $7,400/$50 - Partn	
Form # =>	75	675		672		672		672		672		672		672		672		672	
Rating Area =>	5	7		4		4		4		4		1		3		4		5	
Network =>	/Dominion PED	wer Premium w/Dominion PED		O Select w/Dominion PEDS PP		O Select w/Dominion PEDS PP		O Select w/Dominion PEDS PP		O Select w/Dominion PEDS PP		O Partner w/Dominion PEDS PP		O Partner w/Dominion PEDS PP		O Partner w/Dominion PEDS PP		O Partner w/Dominion PEDS PP	
Metal =>	old	Gold		Silver		Silver		Silver		Gold		Bronze		Bronze		Bronze		Bronze	
Deductible =>	$1800	$900/ $1800		$0/ $0		$2000/ $4000		$3500/ $7000		$900/ $1800		$7400/ $14800		$7400/ $14800		$7400/ $14800		$7400/ $14800	
Coinsurance =>	0%	90%		100%		80%		80%		90%		100%		100%		100%		100%	
Copays =>	/ $55	$25 / $55		$85 / $150		$80 / $90		$25 / $75		$25 / $55		$50 / $0		$50 / $0		$50 / $0		$50 / $0	
OOP Maximum =>	$10400	$5200/ $10400		$8150/ $16300		$8150/ $16300		$8150/ $16300		$5200/ $10400		$8150/ $16300		$8150/ $16300		$8150/ $16300		$8150/ $16300	
Pediatric Dental (Yes/No) =>	es	Yes		Yes		Yes		Yes		Yes		Yes		Yes		Yes		Yes	
Age Band	Tobacco	Non-Tobacco	Tobacco	Non-Tobacco	Tobacco	Non-Tobacco	Tobacco	Non-Tobacco	Tobacco	Non-Tobacco	Tobacco	Non-Tobacco	Tobacco	Non-Tobacco	Tobacco	Non-Tobacco	Tobacco	Non-Tobacco	Tobacco
0 - 14	$365.59	$370.76	$370.76	$216.36	$216.36	$215.57	$215.57	$216.25	$216.25	$225.82	$225.82	$146.88	$146.88	$185.34	$185.34	$146.88	$146.88	$146.88	$146.88
15	$398.08	$403.71	$403.71	$235.59	$235.59	$234.73	$234.73	$235.47	$235.47	$245.89	$245.89	$159.94	$159.94	$201.82	$201.82	$159.94	$159.94	$159.94	$159.94
16	$410.51	$416.31	$416.31	$242.94	$242.94	$242.06	$242.06	$242.82	$242.82	$253.57	$253.57	$164.93	$164.93	$208.12	$208.12	$164.93	$164.93	$164.93	$164.93
17	$422.93	$428.92	$428.92	$250.30	$250.30	$249.38	$249.38	$250.17	$250.17	$261.24	$261.24	$169.92	$169.92	$214.42	$214.42	$169.92	$169.92	$169.92	$169.92
18	$447.22	$442.49	$453.55	$258.21	$264.67	$257.27	$263.71	$258.09	$264.54	$269.51	$276.25	$175.30	$179.68	$221.20	$226.73	$175.30	$179.68	$175.30	$179.68
19	$460.94	$456.06	$467.46	$266.13	$272.79	$265.16	$271.79	$266.00	$272.65	$277.77	$284.72	$180.67	$185.19	$227.99	$233.69	$180.67	$185.19	$180.67	$185.19
20	$475.14	$470.11	$481.86	$274.34	$281.19	$273.34	$280.17	$274.20	$281.05	$286.33	$293.49	$186.24	$190.90	$235.01	$240.89	$186.24	$190.90	$186.24	$190.90
21	$489.84	$484.65	$496.77	$282.82	$289.89	$281.79	$288.83	$282.68	$289.75	$295.19	$302.57	$192.00	$196.80	$242.28	$248.34	$192.00	$196.80	$192.00	$196.80
22	$489.84	$484.65	$496.77	$282.82	$289.89	$281.79	$288.83	$282.68	$289.75	$295.19	$302.57	$192.00	$196.80	$242.28	$248.34	$192.00	$196.80	$192.00	$196.80
23	$489.84	$484.65	$496.77	$282.82	$289.89	$281.79	$288.83	$282.68	$289.75	$295.19	$302.57	$192.00	$196.80	$242.28	$248.34	$192.00	$196.80	$192.00	$196.80
24	$489.84	$484.65	$496.77	$282.82	$289.89	$281.79	$288.83	$282.68	$289.75	$295.19	$302.57	$192.00	$196.80	$242.28	$248.34	$192.00	$196.80	$192.00	$196.80
25	$491.80	$486.59	$498.75	$283.95	$291.05	$282.92	$289.99	$283.81	$290.91	$296.37	$303.78	$192.77	$197.59	$243.25	$249.33	$192.77	$197.59	$192.77	$197.59
26	$501.59	$496.28	$508.69	$289.61	$296.85	$288.55	$295.77	$289.46	$296.70	$302.27	$309.83	$196.61	$201.52	$248.09	$254.30	$196.61	$201.52	$196.61	$201.52
27	$513.35	$507.91	$520.61	$296.40	$303.81	$295.32	$302.70	$296.25	$303.65	$309.36	$317.09	$201.22	$206.25	$253.91	$260.26	$201.22	$206.25	$201.22	$206.25
28	$532.45	$526.81	$539.98	$307.43	$315.11	$306.31	$313.96	$307.27	$314.95	$320.87	$328.89	$208.70	$213.92	$263.36	$269.94	$208.70	$213.92	$208.70	$213.92
29	$548.13	$542.32	$555.88	$316.48	$324.39	$315.32	$323.21	$316.32	$324.23	$330.32	$338.58	$214.85	$220.22	$271.11	$277.89	$214.85	$220.22	$214.85	$220.22
30	$555.97	$550.08	$563.83	$321.00	$329.03	$319.83	$327.83	$320.84	$328.86	$335.04	$343.42	$217.92	$223.37	$274.99	$281.86	$217.92	$223.37	$217.92	$223.37
31	$567.72	$561.71	$575.75	$327.79	$335.98	$326.59	$334.76	$327.63	$335.82	$342.13	$350.68	$222.53	$228.09	$280.80	$287.82	$222.53	$228.09	$222.53	$228.09
32	$579.48	$573.34	$587.67	$334.58	$342.94	$333.36	$341.69	$334.41	$342.77	$349.21	$357.94	$227.14	$232.81	$286.62	$293.78	$227.14	$232.81	$227.14	$232.81
33	$586.83	$580.61	$595.13	$338.82	$347.29	$337.58	$346.02	$338.65	$347.12	$353.64	$362.48	$230.02	$235.77	$290.25	$297.51	$230.02	$235.77	$230.02	$235.77
34	$594.66	$588.37	$603.07	$343.34	$351.93	$342.09	$350.65	$343.17	$351.75	$358.36	$367.32	$233.09	$238.92	$294.13	$301.48	$233.09	$238.92	$233.09	$238.92
35	$598.58	$592.24	$607.05	$345.61	$354.25	$344.35	$352.96	$345.43	$354.07	$360.72	$369.74	$234.62	$240.49	$296.07	$303.47	$234.62	$240.49	$234.62	$240.49
36	$602.50	$596.12	$611.02	$347.87	$356.57	$346.60	$355.27	$347.70	$356.39	$363.08	$372.16	$236.16	$242.06	$298.00	$305.45	$236.16	$242.06	$236.16	$242.06
37	$606.42	$600.00	$615.00	$350.13	$358.88	$348.86	$357.58	$349.96	$358.71	$365.45	$374.58	$237.70	$243.64	$299.94	$307.44	$237.70	$243.64	$237.70	$243.64
38	$610.34	$603.87	$618.97	$352.39	$361.20	$351.11	$359.89	$352.22	$361.02	$367.81	$377.00	$239.23	$245.21	$301.88	$309.43	$239.23	$245.21	$239.23	$245.21
39	$618.17	$611.63	$626.92	$356.92	$365.84	$355.62	$364.51	$356.74	$365.66	$372.53	$381.84	$242.30	$248.36	$305.76	$313.40	$242.30	$248.36	$242.30	$248.36
40	$626.01	$619.38	$634.87	$361.44	$370.48	$360.13	$369.13	$361.27	$370.30	$377.25	$386.68	$245.38	$251.51	$309.63	$317.37	$245.38	$251.51	$245.38	$251.51
41	$637.77	$631.01	$646.79	$368.23	$377.44	$366.89	$376.06	$368.05	$377.25	$384.34	$393.95	$249.98	$256.23	$315.45	$323.33	$249.98	$256.23	$249.98	$256.23
42	$649.03	$642.16	$658.22	$374.74	$384.10	$373.37	$382.71	$374.55	$383.91	$391.13	$400.90	$254.40	$260.76	$321.02	$329.05	$254.40	$260.76	$254.40	$260.76
43	$664.71	$657.67	$674.11	$383.79	$393.38	$382.39	$391.95	$383.60	$393.19	$400.57	$410.59	$260.54	$267.06	$328.77	$336.99	$260.54	$267.06	$260.54	$267.06
44	$684.30	$677.06	$693.98	$395.10	$404.98	$393.66	$403.50	$394.90	$404.78	$412.38	$422.69	$268.22	$274.93	$338.47	$346.93	$268.22	$274.93	$268.22	$274.93
45	$707.32	$699.83	$717.33	$408.39	$418.60	$406.90	$417.08	$408.19	$418.39	$426.25	$436.91	$277.25	$284.18	$349.85	$358.60	$277.25	$284.18	$277.25	$284.18
46	$734.76	$726.98	$745.15	$424.23	$434.84	$422.69	$433.25	$424.02	$434.62	$442.79	$453.85	$288.00	$295.20	$363.42	$372.51	$288.00	$295.20	$288.00	$295.20
47	$765.62	$757.51	$776.45	$442.05	$453.10	$440.44	$451.45	$441.83	$452.87	$461.38	$472.92	$300.10	$307.60	$378.68	$388.15	$300.10	$307.60	$300.10	$307.60
48	$800.88	$792.40	$812.21	$462.41	$473.97	$460.73	$472.24	$462.18	$473.74	$482.64	$494.70	$313.92	$321.77	$396.13	$406.03	$313.92	$321.77	$313.92	$321.77
49	$835.66	$826.81	$847.48	$482.49	$494.55	$480.73	$492.75	$482.25	$494.31	$503.59	$516.18	$327.55	$335.74	$413.33	$423.66	$327.55	$335.74	$327.55	$335.74
50	$874.85	$865.58	$887.22	$505.12	$517.74	$503.28	$515.86	$504.87	$517.49	$527.21	$540.39	$342.91	$351.48	$432.71	$443.53	$342.91	$351.48	$342.91	$351.48
51	$913.55	$903.87	$926.47	$527.46	$540.65	$525.54	$538.68	$527.20	$540.38	$550.53	$564.29	$358.08	$367.03	$451.85	$463.15	$358.08	$367.03	$358.08	$367.03
52	$956.16	$946.04	$969.69	$552.06	$565.87	$550.05	$563.81	$551.79	$565.59	$576.21	$590.62	$374.78	$384.15	$472.93	$484.75	$374.78	$384.15	$374.78	$384.15
53	$999.27	$988.69	$1,013.40	$576.95	$591.38	$574.85	$589.22	$576.67	$591.08	$602.19	$617.24	$391.68	$401.47	$494.25	$506.61	$391.68	$401.47	$391.68	$401.47
54	$1,045.80	$1,034.73	$1,060.60	$603.82	$618.92	$601.62	$616.66	$603.52	$618.61	$630.23	$645.99	$409.92	$420.17	$517.27	$530.20	$409.92	$420.17	$409.92	$420.17
55	$1,092.34	$1,080.77	$1,107.79	$630.69	$646.46	$628.39	$644.10	$630.38	$646.14	$658.27	$674.73	$428.16	$438.86	$540.28	$553.79	$428.16	$438.86	$428.16	$438.86
56	$1,142.79	$1,130.69	$1,158.96	$659.82	$676.31	$657.42	$673.85	$659.49	$675.98	$688.68	$705.90	$447.94	$459.13	$565.24	$579.37	$447.94	$459.13	$447.94	$459.13
57	$1,193.73	$1,181.09	$1,210.62	$689.23	$706.46	$686.72	$703.89	$688.89	$706.11	$719.38	$737.36	$467.90	$479.60	$590.44	$605.20	$467.90	$479.60	$467.90	$479.60
58	$1,248.11	$1,234.89	$1,265.76	$720.63	$738.64	$718.00	$735.95	$720.27	$738.28	$752.14	$770.95	$489.22	$501.45	$617.33	$632.76	$489.22	$501.45	$489.22	$501.45
59	$1,275.05	$1,261.54	$1,293.08	$736.18	$754.58	$733.50	$751.84	$735.82	$754.21	$768.38	$787.59	$499.78	$512.27	$630.65	$646.42	$499.78	$512.27	$499.78	$512.27
60	$1,329.42	$1,315.34	$1,348.22	$767.57	$786.76	$764.78	$783.90	$767.19	$786.37	$801.15	$821.17	$521.09	$534.12	$657.55	$673.99	$521.09	$534.12	$521.09	$534.12
61	$1,376.44	$1,361.87	$1,395.91	$794.72	$814.59	$791.83	$811.63	$794.33	$814.19	$829.48	$850.22	$539.52	$553.01	$680.81	$697.83	$539.52	$553.01	$539.52	$553.01
62	$1,407.30	$1,392.40	$1,427.21	$812.54	$832.86	$809.58	$829.82	$812.14	$832.44	$848.08	$869.28	$551.62	$565.41	$696.07	$713.47	$551.62	$565.41	$551.62	$565.41
63	$1,446.00	$1,430.69	$1,466.45	$834.88	$855.76	$831.84	$852.64	$834.47	$855.33	$871.40	$893.19	$566.78	$580.95	$715.21	$733.09	$566.78	$580.95	$566.78	$580.95
64+	$1,469.51	$1,453.95	$1,490.30	$848.46	$869.67	$845.37	$866.50	$848.04	$869.24	$885.57	$907.71	$576.00	$590.40	$726.84	$745.01	$576.00	$590.40	$576.00	$590.40

Company Name:
Market:
Product:
Effective Date of Rates:

HIOS Plan ID (On Exchange)=>	16322PA0050101		16322PA0050102		16322PA0050102		16322PA0050102		16322PA0050102		16322PA0050103		16322PA0050103		16322PA0050103		16322PA0050103		16322PA
HIOS Plan ID (Off Exchange)=>	16322PA0050101		16322PA0050102		16322PA0050102		16322PA0050102		16322PA0050102		16322PA0050103		16322PA0050103		16322PA0050103		16322PA0050103		16322PA
Plan Marketing Name =>	ntage Bronze $7,400/$50 - Sele		vantage Silver $0/$85 - Partner		vantage Silver $0/$85 - Partner		vantage Silver $0/$85 - Partner		vantage Silver $0/$85 - Partner		ntage Silver $2,000/$80 - Partn		ntage Silver $2,000/$80 - Partn		ntage Silver $2,000/$80 - Partn		ntage Silver $2,000/$80 - Partn		ntage Silver $3,
Form # =>	672		672		672		672		672		672		672		672		672		67
Rating Area =>	4		1		3		4		5		1		3		4		5		1
Network =>	O Select w/Dominion PEDS PPO		O Partner w/Dominion PEDS PPO		Partner w/Dominion PEDS PPO		Partner w/Dominion PEDS PPO		Partner w/Dominion PEDS PPO		Partner w/Dominion PEDS PPO		Partner w/Dominion PEDS PPO		Partner w/Dominion PEDS PPO		Partner w/Dominion PEDS PPO		Partner w/Do
Metal =>	Bronze		Silver		Silver		Silver		Silver		Silver		Silver		Silver		Silver		Sil
Deductible =>	$7400/ $14800		$0/ $0		$0/ $0		$0/ $0		$0/ $0		$2000/ $4000		$2000/ $4000		$2000/ $4000		$2000/ $4000		$3500/
Coinsurance =>	100%		100%		100%		100%		100%		80%		80%		80%		80%		80
Copays =>	$50 / $0		$85 / $150		$85 / $150		$85 / $150		$85 / $150		$80 / $90		$80 / $90		$80 / $90		$80 / $90		$25 /
OOP Maximum =>	$8150/ $16300		$8150/ $16300		$8150/ $16300		$8150/ $16300		$8150/ $16300		$8150/ $16300		$8150/ $16300		$8150/ $16300		$8150/ $16300		$8150/
Pediatric Dental (Yes/No) =>	Yes		Yes		Yes		Yes		Yes		Yes		Yes		Yes		Yes		Y
Age Band	Non-Tobacco	Tobacco	Non-Tobacco	Tobacco	Non-Tobacco	Tobacco	Non-Tobacco	Tobacco	Non-Tobacco	Tobacco	Non-Tobacco	Tobacco	Non-Tobacco	Tobacco	Non-Tobacco	Tobacco	Non-Tobacco	Tobacco	Non-Tobacco
0 - 14	$155.16	$155.16	$204.81	$204.81	$258.44	$258.44	$204.81	$204.81	$204.81	$204.81	$204.06	$204.06	$257.50	$257.50	$204.06	$204.06	$204.06	$204.06	$204.71
15	$168.96	$168.96	$223.01	$223.01	$281.41	$281.41	$223.01	$223.01	$223.01	$223.01	$222.19	$222.19	$280.39	$280.39	$222.19	$222.19	$222.19	$222.19	$222.90
16	$174.23	$174.23	$229.97	$229.97	$290.20	$290.20	$229.97	$229.97	$229.97	$229.97	$229.13	$229.13	$289.14	$289.14	$229.13	$229.13	$229.13	$229.13	$229.86
17	$179.50	$179.50	$236.93	$236.93	$298.98	$298.98	$236.93	$236.93	$236.93	$236.93	$236.06	$236.06	$297.89	$297.89	$236.06	$236.06	$236.06	$236.06	$236.82
18	$185.18	$189.81	$244.43	$250.54	$308.44	$316.15	$244.43	$250.54	$244.43	$250.54	$243.53	$249.62	$307.32	$315.00	$243.53	$249.62	$243.53	$249.62	$244.31
19	$190.86	$195.63	$251.92	$258.22	$317.90	$325.85	$251.92	$258.22	$251.92	$258.22	$251.00	$257.28	$316.74	$324.66	$251.00	$257.28	$251.00	$257.28	$251.80
20	$196.75	$201.66	$259.69	$266.18	$327.70	$335.89	$259.69	$266.18	$259.69	$266.18	$258.74	$265.21	$326.50	$334.66	$258.74	$265.21	$258.74	$265.21	$259.56
21	$202.83	$207.90	$267.72	$274.41	$337.83	$346.28	$267.72	$274.41	$267.72	$274.41	$266.74	$273.41	$336.60	$345.02	$266.74	$273.41	$266.74	$273.41	$267.59
22	$202.83	$207.90	$267.72	$274.41	$337.83	$346.28	$267.72	$274.41	$267.72	$274.41	$266.74	$273.41	$336.60	$345.02	$266.74	$273.41	$266.74	$273.41	$267.59
23	$202.83	$207.90	$267.72	$274.41	$337.83	$346.28	$267.72	$274.41	$267.72	$274.41	$266.74	$273.41	$336.60	$345.02	$266.74	$273.41	$266.74	$273.41	$267.59
24	$202.83	$207.90	$267.72	$274.41	$337.83	$346.28	$267.72	$274.41	$267.72	$274.41	$266.74	$273.41	$336.60	$345.02	$266.74	$273.41	$266.74	$273.41	$267.59
25	$203.64	$208.73	$268.79	$275.51	$339.18	$347.66	$268.79	$275.51	$268.79	$275.51	$267.81	$274.50	$337.95	$346.40	$267.81	$274.50	$267.81	$274.50	$268.66
26	$207.70	$212.89	$274.15	$281.00	$345.94	$354.59	$274.15	$281.00	$274.15	$281.00	$273.14	$279.97	$344.68	$353.30	$273.14	$279.97	$273.14	$279.97	$274.01
27	$212.57	$217.88	$280.57	$287.58	$354.05	$362.90	$280.57	$287.58	$280.57	$287.58	$279.54	$286.53	$352.76	$361.58	$279.54	$286.53	$279.54	$286.53	$280.43
28	$220.48	$225.99	$291.01	$298.29	$367.22	$376.40	$291.01	$298.29	$291.01	$298.29	$289.95	$297.20	$365.88	$375.03	$289.95	$297.20	$289.95	$297.20	$290.87
29	$226.97	$232.64	$299.58	$307.07	$378.03	$387.48	$299.58	$307.07	$299.58	$307.07	$298.48	$305.94	$376.66	$386.07	$298.48	$305.94	$298.48	$305.94	$299.43
30	$230.21	$235.97	$303.86	$311.46	$383.44	$393.02	$303.86	$311.46	$303.86	$311.46	$302.75	$310.32	$382.04	$391.59	$302.75	$310.32	$302.75	$310.32	$303.71
31	$235.08	$240.96	$310.29	$318.04	$391.54	$401.33	$310.29	$318.04	$310.29	$318.04	$309.15	$316.88	$390.12	$399.87	$309.15	$316.88	$309.15	$316.88	$310.14
32	$239.95	$245.95	$316.71	$324.63	$399.65	$409.64	$316.71	$324.63	$316.71	$324.63	$315.55	$323.44	$398.20	$408.15	$315.55	$323.44	$315.55	$323.44	$316.56
33	$242.99	$249.07	$320.73	$328.75	$404.72	$414.84	$320.73	$328.75	$320.73	$328.75	$319.55	$327.54	$403.25	$413.33	$319.55	$327.54	$319.55	$327.54	$320.57
34	$246.24	$252.39	$325.01	$333.14	$410.13	$420.38	$325.01	$333.14	$325.01	$333.14	$323.82	$331.92	$408.63	$418.85	$323.82	$331.92	$323.82	$331.92	$324.85
35	$247.86	$254.05	$327.15	$335.33	$412.83	$423.15	$327.15	$335.33	$327.15	$335.33	$325.96	$334.11	$411.33	$421.61	$325.96	$334.11	$325.96	$334.11	$326.99
36	$249.48	$255.72	$329.30	$337.53	$415.53	$425.92	$329.30	$337.53	$329.30	$337.53	$328.09	$336.29	$414.02	$424.37	$328.09	$336.29	$328.09	$336.29	$329.14
37	$251.10	$257.38	$331.44	$339.72	$418.23	$428.69	$331.44	$339.72	$331.44	$339.72	$330.22	$338.48	$416.71	$427.13	$330.22	$338.48	$330.22	$338.48	$331.28
38	$252.73	$259.04	$333.58	$341.92	$420.94	$431.46	$333.58	$341.92	$333.58	$341.92	$332.36	$340.67	$419.40	$429.89	$332.36	$340.67	$332.36	$340.67	$333.42
39	$255.97	$262.37	$337.86	$346.31	$426.34	$437.00	$337.86	$346.31	$337.86	$346.31	$336.63	$345.04	$424.79	$435.41	$336.63	$345.04	$336.63	$345.04	$337.70
40	$259.22	$265.70	$342.15	$350.70	$431.75	$442.54	$342.15	$350.70	$342.15	$350.70	$340.89	$349.42	$430.17	$440.93	$340.89	$349.42	$340.89	$349.42	$341.98
41	$264.08	$270.69	$348.57	$357.29	$439.85	$450.85	$348.57	$357.29	$348.57	$357.29	$347.30	$355.98	$438.25	$449.21	$347.30	$355.98	$347.30	$355.98	$348.40
42	$268.75	$275.47	$354.73	$363.60	$447.62	$458.82	$354.73	$363.60	$354.73	$363.60	$353.43	$362.27	$446.00	$457.14	$353.43	$362.27	$353.43	$362.27	$354.56
43	$275.24	$282.12	$363.30	$372.38	$458.44	$469.90	$363.30	$372.38	$363.30	$372.38	$361.97	$371.02	$456.77	$468.19	$361.97	$371.02	$361.97	$371.02	$363.12
44	$283.35	$290.44	$374.00	$383.35	$471.95	$483.75	$374.00	$383.35	$374.00	$383.35	$372.64	$381.95	$470.23	$481.99	$372.64	$381.95	$372.64	$381.95	$373.82
45	$292.89	$300.21	$386.59	$396.25	$487.83	$500.02	$386.59	$396.25	$386.59	$396.25	$385.17	$394.80	$486.05	$498.20	$385.17	$394.80	$385.17	$394.80	$386.40
46	$304.25	$311.85	$401.58	$411.62	$506.75	$519.41	$401.58	$411.62	$401.58	$411.62	$400.11	$410.11	$504.90	$517.52	$400.11	$410.11	$400.11	$410.11	$401.39
47	$317.02	$324.95	$418.45	$428.91	$528.03	$541.23	$418.45	$428.91	$418.45	$428.91	$416.91	$427.34	$526.11	$539.26	$416.91	$427.34	$416.91	$427.34	$418.24
48	$331.63	$339.92	$437.72	$448.67	$552.35	$566.16	$437.72	$448.67	$437.72	$448.67	$436.12	$447.02	$550.34	$564.10	$436.12	$447.02	$436.12	$447.02	$437.51
49	$346.03	$354.68	$456.73	$468.15	$576.34	$590.75	$456.73	$468.15	$456.73	$468.15	$455.06	$466.43	$574.24	$588.60	$455.06	$466.43	$455.06	$466.43	$456.51
50	$362.25	$371.31	$478.15	$490.10	$603.36	$618.45	$478.15	$490.10	$478.15	$490.10	$476.40	$488.31	$601.17	$616.20	$476.40	$488.31	$476.40	$488.31	$477.92
51	$378.28	$387.73	$499.30	$511.78	$630.05	$645.80	$499.30	$511.78	$499.30	$511.78	$497.47	$509.91	$627.76	$643.45	$497.47	$509.91	$497.47	$509.91	$499.06
52	$395.92	$405.82	$522.59	$535.65	$659.44	$675.93	$522.59	$535.65	$522.59	$535.65	$520.68	$533.69	$657.04	$673.47	$520.68	$533.69	$520.68	$533.69	$522.34
53	$413.77	$424.12	$546.15	$559.80	$689.17	$706.40	$546.15	$559.80	$546.15	$559.80	$544.15	$557.75	$686.66	$703.83	$544.15	$557.75	$544.15	$557.75	$545.88
54	$433.04	$443.87	$571.58	$585.87	$721.27	$739.30	$571.58	$585.87	$571.58	$585.87	$569.49	$583.73	$718.64	$736.61	$569.49	$583.73	$569.49	$583.73	$571.30
55	$452.31	$463.62	$597.02	$611.94	$753.36	$772.19	$597.02	$611.94	$597.02	$611.94	$594.83	$609.70	$750.62	$769.38	$594.83	$609.70	$594.83	$609.70	$596.73
56	$473.20	$485.03	$624.59	$640.21	$788.16	$807.86	$624.59	$640.21	$624.59	$640.21	$622.30	$637.86	$785.29	$804.92	$622.30	$637.86	$622.30	$637.86	$624.29
57	$494.30	$506.65	$652.43	$668.74	$823.29	$843.87	$652.43	$668.74	$652.43	$668.74	$650.05	$666.30	$820.29	$840.80	$650.05	$666.30	$650.05	$666.30	$652.12
58	$516.81	$529.73	$682.15	$699.20	$860.79	$882.31	$682.15	$699.20	$682.15	$699.20	$679.65	$696.64	$857.66	$879.10	$679.65	$696.64	$679.65	$696.64	$681.82
59	$527.97	$541.17	$696.88	$714.30	$879.37	$901.36	$696.88	$714.30	$696.88	$714.30	$694.32	$711.68	$876.17	$898.07	$694.32	$711.68	$694.32	$711.68	$696.54
60	$550.48	$564.24	$726.59	$744.76	$916.87	$939.79	$726.59	$744.76	$726.59	$744.76	$723.93	$742.03	$913.53	$936.37	$723.93	$742.03	$723.93	$742.03	$726.24
61	$569.95	$584.20	$752.29	$771.10	$949.30	$973.03	$752.29	$771.10	$752.29	$771.10	$749.54	$768.28	$945.85	$969.49	$749.54	$768.28	$749.54	$768.28	$751.93
62	$582.73	$597.30	$769.16	$788.39	$970.59	$994.85	$769.16	$788.39	$769.16	$788.39	$766.34	$785.50	$967.05	$991.23	$766.34	$785.50	$766.34	$785.50	$768.79
63	$598.75	$613.72	$790.31	$810.07	$997.27	$1,022.21	$790.31	$810.07	$790.31	$810.07	$787.42	$807.10	$993.64	$1,018.48	$787.42	$807.10	$787.42	$807.10	$789.93
64+	$608.49	$623.70	$803.16	$823.24	$1,013.49	$1,038.83	$803.16	$823.24	$803.16	$823.24	$800.22	$820.23	$1,009.80	$1,035.05	$800.22	$820.23	$800.22	$820.23	$802.77

Company Name:
Market:
Product:
Effective Date of Rates:

HIOS Plan ID (On Exchange)=>	0050104	16322PA0050104		16322PA0050104		16322PA0050104										16322PA0050106		16322PA0050106	
HIOS Plan ID (Off Exchange)=>	0050104	16322PA0050104		16322PA0050104		16322PA0050104		16322PA0050105		16322PA0050105		16322PA0050105		16322PA0050105		16322PA0050106		16322PA0050106	
Plan Marketing Name =>	500/$25 - Partn	ntage Silver $3,500/$25 - Partn		ntage Silver $3,500/$25 - Partn		ntage Silver $3,500/$25 - Partn		age Silver HSA $2,800/20% - Pa		age Silver HSA $2,800/20% - Pa		age Silver HSA $2,800/20% - Pa		age Silver HSA $2,800/20% - Pa		antage Gold $900/$25 - Partne		antage Gold $900/$25 - Partne	
Form # =>	72	672		672		672		671		671		671		671		672		672	
Rating Area =>	1	3		4		5		1		3		4		5		1		3	
Network =>	minion PEDS PP	O Partner w/Dominion PEDS PP		O Partner w/Dominion PEDS PP		O Partner w/Dominion PEDS PP		O Partner w/Dominion PEDS PP		O Partner w/Dominion PEDS PP		O Partner w/Dominion PEDS PP		O Partner w/Dominion PEDS PP		O Partner w/Dominion PEDS PP		O Partner w/Dominion PEDS PP	
Metal =>	ver	Silver		Silver		Silver		Silver		Silver		Silver		Silver		Gold		Gold	
Deductible =>	/ $7000	$3500/ $7000		$3500/ $7000		$3500/ $7000		$2800/ $5600		$2800/ $5600		$2800/ $5600		$2800/ $5600		$900/ $1800		$900/ $1800	
Coinsurance =>	0%	80%		80%		80%		80%		80%		80%		80%		90%		90%	
Copays =>	/ $75	$25 / $75		$25 / $75		$25 / $75		$0/ 20%		$0/ 20%		$0/ 20%		$0/ 20%		$25 / $55		$25 / $55	
OOP Maximum =>	$16300	$8150/ $16300		$8150/ $16300		$8150/ $16300		$5300/ $10600		$5300/ $10600		$5300/ $10600		$5300/ $10600		$5200/ $10400		$5200/ $10400	
Pediatric Dental (Yes/No) =>	es	Yes		Yes		Yes		Yes		Yes		Yes		Yes		Yes		Yes	
Age Band	Tobacco	Non-Tobacco	Tobacco	Non-Tobacco	Tobacco	Non-Tobacco	Tobacco	Non-Tobacco	Tobacco	Non-Tobacco	Tobacco	Non-Tobacco	Tobacco	Non-Tobacco	Tobacco	Non-Tobacco	Tobacco	Non-Tobacco	Tobacco
0 - 14	$204.71	$258.31	$258.31	$204.71	$204.71	$204.71	$204.71	$165.09	$165.09	$208.32	$208.32	$165.09	$165.09	$165.09	$165.09	$213.76	$213.76	$269.74	$269.74
15	$222.90	$281.27	$281.27	$222.90	$222.90	$222.90	$222.90	$179.76	$179.76	$226.83	$226.83	$179.76	$179.76	$179.76	$179.76	$232.77	$232.77	$293.72	$293.72
16	$229.86	$290.05	$290.05	$229.86	$229.86	$229.86	$229.86	$185.37	$185.37	$233.91	$233.91	$185.37	$185.37	$185.37	$185.37	$240.03	$240.03	$302.88	$302.88
17	$236.82	$298.83	$298.83	$236.82	$236.82	$236.82	$236.82	$190.98	$190.98	$240.99	$240.99	$190.98	$190.98	$190.98	$190.98	$247.30	$247.30	$312.05	$312.05
18	$250.42	$308.28	$315.99	$244.31	$250.42	$244.31	$250.42	$197.03	$201.95	$248.62	$254.83	$197.03	$201.95	$197.03	$201.95	$255.12	$261.50	$321.92	$329.97
19	$258.10	$317.74	$325.68	$251.80	$258.10	$251.80	$258.10	$203.07	$208.14	$256.24	$262.65	$203.07	$208.14	$203.07	$208.14	$262.94	$269.52	$331.80	$340.09
20	$266.05	$327.53	$335.72	$259.56	$266.05	$259.56	$266.05	$209.33	$214.56	$264.14	$270.74	$209.33	$214.56	$209.33	$214.56	$271.05	$277.82	$342.02	$350.57
21	$274.28	$337.66	$346.10	$267.59	$274.28	$267.59	$274.28	$215.80	$221.20	$272.31	$279.12	$215.80	$221.20	$215.80	$221.20	$279.43	$286.42	$352.60	$361.42
22	$274.28	$337.66	$346.10	$267.59	$274.28	$267.59	$274.28	$215.80	$221.20	$272.31	$279.12	$215.80	$221.20	$215.80	$221.20	$279.43	$286.42	$352.60	$361.42
23	$274.28	$337.66	$346.10	$267.59	$274.28	$267.59	$274.28	$215.80	$221.20	$272.31	$279.12	$215.80	$221.20	$215.80	$221.20	$279.43	$286.42	$352.60	$361.42
24	$274.28	$337.66	$346.10	$267.59	$274.28	$267.59	$274.28	$215.80	$221.20	$272.31	$279.12	$215.80	$221.20	$215.80	$221.20	$279.43	$286.42	$352.60	$361.42
25	$275.38	$339.01	$347.49	$268.66	$275.38	$268.66	$275.38	$216.66	$222.08	$273.40	$280.23	$216.66	$222.08	$216.66	$222.08	$280.55	$287.56	$354.01	$362.86
26	$280.86	$345.76	$354.41	$274.01	$280.86	$274.01	$280.86	$220.98	$226.50	$278.85	$285.82	$220.98	$226.50	$220.98	$226.50	$286.14	$293.29	$361.06	$370.09
27	$287.45	$353.87	$362.71	$280.43	$287.45	$280.43	$287.45	$226.16	$231.81	$285.38	$292.52	$226.16	$231.81	$226.16	$231.81	$292.84	$300.16	$369.52	$378.76
28	$298.14	$367.04	$376.21	$290.87	$298.14	$290.87	$298.14	$234.57	$240.44	$296.00	$303.40	$234.57	$240.44	$234.57	$240.44	$303.74	$311.33	$383.28	$392.86
29	$306.92	$377.84	$387.29	$299.43	$306.92	$299.43	$306.92	$241.48	$247.52	$304.71	$312.33	$241.48	$247.52	$241.48	$247.52	$312.68	$320.50	$394.56	$404.42
30	$311.31	$383.24	$392.83	$303.71	$311.31	$303.71	$311.31	$244.93	$251.06	$309.07	$316.80	$244.93	$251.06	$244.93	$251.06	$317.15	$325.08	$400.20	$410.21
31	$317.89	$391.35	$401.13	$310.14	$317.89	$310.14	$317.89	$250.11	$256.37	$315.61	$323.50	$250.11	$256.37	$250.11	$256.37	$323.86	$331.96	$408.66	$418.88
32	$324.47	$399.45	$409.44	$316.56	$324.47	$316.56	$324.47	$255.29	$261.67	$322.14	$330.20	$255.29	$261.67	$255.29	$261.67	$330.57	$338.83	$417.13	$427.55
33	$328.59	$404.52	$414.63	$320.57	$328.59	$320.57	$328.59	$258.53	$264.99	$326.23	$334.38	$258.53	$264.99	$258.53	$264.99	$334.76	$343.13	$422.41	$432.98
34	$332.98	$409.92	$420.17	$324.85	$332.98	$324.85	$332.98	$261.98	$268.53	$330.58	$338.85	$261.98	$268.53	$261.98	$268.53	$339.23	$347.71	$428.06	$438.76
35	$335.17	$412.62	$422.94	$326.99	$335.17	$326.99	$335.17	$263.71	$270.30	$332.76	$341.08	$263.71	$270.30	$263.71	$270.30	$341.46	$350.00	$430.88	$441.65
36	$337.36	$415.32	$425.70	$329.14	$337.36	$329.14	$337.36	$265.43	$272.07	$334.94	$343.31	$265.43	$272.07	$265.43	$272.07	$343.70	$352.29	$433.70	$444.54
37	$339.56	$418.02	$428.47	$331.28	$339.56	$331.28	$339.56	$267.16	$273.84	$337.12	$345.55	$267.16	$273.84	$267.16	$273.84	$345.93	$354.58	$436.52	$447.43
38	$341.75	$420.72	$431.24	$333.42	$341.75	$333.42	$341.75	$268.89	$275.61	$339.30	$347.78	$268.89	$275.61	$268.89	$275.61	$348.17	$356.87	$439.34	$450.32
39	$346.14	$426.13	$436.78	$337.70	$346.14	$337.70	$346.14	$272.34	$279.15	$343.66	$352.25	$272.34	$279.15	$272.34	$279.15	$352.64	$361.46	$444.98	$456.11
40	$350.53	$431.53	$442.32	$341.98	$350.53	$341.98	$350.53	$275.79	$282.69	$348.01	$356.71	$275.79	$282.69	$275.79	$282.69	$357.11	$366.04	$450.62	$461.89
41	$357.11	$439.63	$450.62	$348.40	$357.11	$348.40	$357.11	$280.97	$288.00	$354.55	$363.41	$280.97	$288.00	$280.97	$288.00	$363.82	$372.91	$459.09	$470.56
42	$363.42	$447.40	$458.58	$354.56	$363.42	$354.56	$363.42	$285.94	$293.08	$360.81	$369.83	$285.94	$293.08	$285.94	$293.08	$370.24	$379.50	$467.20	$478.87
43	$372.20	$458.20	$469.66	$363.12	$372.20	$363.12	$372.20	$292.84	$300.16	$369.52	$378.76	$292.84	$300.16	$292.84	$300.16	$379.19	$388.67	$478.48	$490.44
44	$383.17	$471.71	$483.50	$373.82	$383.17	$373.82	$383.17	$301.47	$309.01	$380.42	$389.93	$301.47	$309.01	$301.47	$309.01	$390.36	$400.12	$492.58	$504.90
45	$396.06	$487.58	$499.77	$386.40	$396.06	$386.40	$396.06	$311.62	$319.41	$393.22	$403.05	$311.62	$319.41	$311.62	$319.41	$403.50	$413.58	$509.15	$521.88
46	$411.42	$506.49	$519.15	$401.39	$411.42	$401.39	$411.42	$323.70	$331.79	$408.47	$418.68	$323.70	$331.79	$323.70	$331.79	$419.15	$429.62	$528.90	$542.12
47	$428.70	$527.76	$540.96	$418.24	$428.70	$418.24	$428.70	$337.30	$345.73	$425.62	$436.26	$337.30	$345.73	$337.30	$345.73	$436.75	$447.67	$551.11	$564.89
48	$448.45	$552.07	$565.88	$437.51	$448.45	$437.51	$448.45	$352.83	$361.65	$445.23	$456.36	$352.83	$361.65	$352.83	$361.65	$456.87	$468.29	$576.50	$590.91
49	$467.92	$576.05	$590.45	$456.51	$467.92	$456.51	$467.92	$368.15	$377.36	$464.56	$476.17	$368.15	$377.36	$368.15	$377.36	$476.71	$488.63	$601.54	$616.57
50	$489.86	$603.06	$618.14	$477.92	$489.86	$477.92	$489.86	$385.42	$395.05	$486.35	$498.50	$385.42	$395.05	$385.42	$395.05	$499.06	$511.54	$629.74	$645.49
51	$511.53	$629.74	$645.48	$499.06	$511.53	$499.06	$511.53	$402.47	$412.53	$507.86	$520.55	$402.47	$412.53	$402.47	$412.53	$521.14	$534.17	$657.60	$674.04
52	$535.39	$659.11	$675.59	$522.34	$535.39	$522.34	$535.39	$421.24	$431.77	$531.55	$544.84	$421.24	$431.77	$421.24	$431.77	$545.45	$559.08	$688.28	$705.48
53	$559.53	$688.83	$706.05	$545.88	$559.53	$545.88	$559.53	$440.23	$451.24	$555.51	$569.40	$440.23	$451.24	$440.23	$451.24	$570.04	$584.29	$719.30	$737.29
54	$585.59	$720.90	$738.93	$571.30	$585.59	$571.30	$585.59	$460.73	$472.25	$581.38	$595.92	$460.73	$472.25	$460.73	$472.25	$596.58	$611.50	$752.80	$771.62
55	$611.64	$752.98	$771.81	$596.73	$611.64	$596.73	$611.64	$481.23	$493.26	$607.25	$622.43	$481.23	$493.26	$481.23	$493.26	$623.13	$638.71	$786.30	$805.96
56	$639.89	$787.76	$807.45	$624.29	$639.89	$624.29	$639.89	$503.46	$516.05	$635.30	$651.18	$503.46	$516.05	$503.46	$516.05	$651.91	$668.21	$822.62	$843.18
57	$668.42	$822.88	$843.45	$652.12	$668.42	$652.12	$668.42	$525.90	$539.05	$663.62	$680.21	$525.90	$539.05	$525.90	$539.05	$680.97	$698.00	$859.29	$880.77
58	$698.86	$860.36	$881.87	$681.82	$698.86	$681.82	$698.86	$549.86	$563.60	$693.85	$711.19	$549.86	$563.60	$549.86	$563.60	$711.99	$729.79	$898.42	$920.89
59	$713.95	$878.93	$900.90	$696.54	$713.95	$696.54	$713.95	$561.73	$575.77	$708.82	$726.54	$561.73	$575.77	$561.73	$575.77	$727.36	$745.54	$917.82	$940.76
60	$744.40	$916.41	$939.32	$726.24	$744.40	$726.24	$744.40	$585.68	$600.32	$739.05	$757.53	$585.68	$600.32	$585.68	$600.32	$758.37	$777.33	$956.96	$980.88
61	$770.73	$948.82	$972.55	$751.93	$770.73	$751.93	$770.73	$606.40	$621.56	$765.19	$784.32	$606.40	$621.56	$606.40	$621.56	$785.20	$804.83	$990.81	$1,015.58
62	$788.01	$970.10	$994.35	$768.79	$788.01	$768.79	$788.01	$619.99	$635.49	$782.35	$801.91	$619.99	$635.49	$619.99	$635.49	$802.80	$822.87	$1,013.02	$1,038.35
63	$809.67	$996.77	$1,021.69	$789.93	$809.67	$789.93	$809.67	$637.04	$652.97	$803.86	$823.96	$637.04	$652.97	$637.04	$652.97	$824.88	$845.50	$1,040.88	$1,066.90
64+	$822.84	$1,012.98	$1,038.30	$802.77	$822.84	$802.77	$822.84	$647.40	$663.59	$816.93	$837.35	$647.40	$663.59	$647.40	$663.59	$838.29	$859.25	$1,057.80	$1,084.25

Company Name:
Market:
Product:
Effective Date of Rates:

HIOS Plan ID (On Exchange)=>	16322PA0050106		16322PA0050106				16322PA0050111		16322PA0050111		16322PA0050111		16322PA0050111		16322PA0050112		16322PA0050117		16322PA
HIOS Plan ID (Off Exchange)=>	16322PA0050106		16322PA0050106		16322PA0050108		16322PA0050111		16322PA0050111		16322PA0050111		16322PA0050111		16322PA0050112		16322PA0050117		16322PA
Plan Marketing Name =>	vantage Gold $900/$25 - Partne		vantage Gold $900/$25 - Partne		tage Silver HSA $2,800/20% - Se		age Catastrophic $8,150/$0 - Pa		age Catastrophic $8,150/$0 - Pa		age Catastrophic $8,150/$0 - Pa		age Catastrophic $8,150/$0 - Pa		age Catastrophic $8,150/$0 - Sa		dvantage Silver $3,500/$25 - T		Advantage Gol
Form # =>	672		672		671		673		673		673		673		673		674		67
Rating Area =>	4		5		4		1		3		4		5		4		7		7
Network =>	O Partner w/Dominion PEDS PP		O Partner w/Dominion PEDS PP		O Select w/Dominion PEDS PP		O Partner w/Dominion PEDS PP		O Partner w/Dominion PEDS PP		O Partner w/Dominion PEDS PP		O Partner w/Dominion PEDS PP		O Select w/Dominion PEDS PP		O Tower w/Dominion PEDS PP		O Tower w/Dor
Metal =>	Gold		Gold		Silver		Catastrophic		Catastrophic		Catastrophic		Catastrophic		Catastrophic		Silver		Go
Deductible =>	$900/ $1800		$900/ $1800		$2800/ $5600		$8150/ $16300		$8150/ $16300		$8150/ $16300		$8150/ $16300		$8150/ $16300		$3500/ $7000		$900/
Coinsurance =>	90%		90%		80%		100%		100%		100%		100%		100%		80%		90
Copays =>	$25 / $55		$25 / $55		$0/ 20%		$0/ $0		$0/ $0		$0/ $0		$0/ $0		$0/ $0		$25 / $75		$25 /
OOP Maximum =>	$5200/ $10400		$5200/ $10400		$5300/ $10600		$8150/ $16300		$8150/ $16300		$8150/ $16300		$8150/ $16300		$8150/ $16300		$8150/ $16300		$5200/
Pediatric Dental (Yes/No) =>	Yes		Yes		Yes		Yes		Yes		Yes		Yes		Yes		Yes		Y
Age Band	Non-Tobacco	Tobacco	Non-Tobacco	Tobacco	Non-Tobacco	Tobacco	Non-Tobacco	Tobacco	Non-Tobacco	Tobacco	Non-Tobacco	Tobacco	Non-Tobacco	Tobacco	Non-Tobacco	Tobacco	Non-Tobacco	Tobacco	Non-Tobacco
0 - 14	$213.76	$213.76	$213.76	$213.76	$174.40	$174.40	$140.46	$140.46	$177.24	$177.24	$140.46	$140.46	$140.46	$140.46	$148.39	$148.39	$345.85	$345.85	$361.16
15	$232.77	$232.77	$232.77	$232.77	$189.90	$189.90	$152.95	$152.95	$193.00	$193.00	$152.95	$152.95	$152.95	$152.95	$161.58	$161.58	$376.59	$376.59	$393.26
16	$240.03	$240.03	$240.03	$240.03	$195.83	$195.83	$157.72	$157.72	$199.02	$199.02	$157.72	$157.72	$157.72	$157.72	$166.62	$166.62	$388.35	$388.35	$405.53
17	$247.30	$247.30	$247.30	$247.30	$201.75	$201.75	$162.49	$162.49	$205.05	$205.05	$162.49	$162.49	$162.49	$162.49	$171.66	$171.66	$400.10	$400.10	$417.81
18	$255.12	$261.50	$255.12	$261.50	$208.14	$213.34	$167.64	$171.83	$211.53	$216.82	$167.64	$171.83	$167.64	$171.83	$177.09	$181.52	$412.76	$423.08	$431.03
19	$262.94	$269.52	$262.94	$269.52	$214.52	$219.88	$172.78	$177.10	$218.02	$223.47	$172.78	$177.10	$172.78	$177.10	$182.53	$187.09	$425.42	$436.05	$444.25
20	$271.05	$277.82	$271.05	$277.82	$221.13	$226.66	$178.10	$182.55	$224.74	$230.36	$178.10	$182.55	$178.10	$182.55	$188.15	$192.85	$438.53	$449.49	$457.94
21	$279.43	$286.42	$279.43	$286.42	$227.97	$233.67	$183.61	$188.20	$231.69	$237.48	$183.61	$188.20	$183.61	$188.20	$193.97	$198.82	$452.09	$463.39	$472.10
22	$279.43	$286.42	$279.43	$286.42	$227.97	$233.67	$183.61	$188.20	$231.69	$237.48	$183.61	$188.20	$183.61	$188.20	$193.97	$198.82	$452.09	$463.39	$472.10
23	$279.43	$286.42	$279.43	$286.42	$227.97	$233.67	$183.61	$188.20	$231.69	$237.48	$183.61	$188.20	$183.61	$188.20	$193.97	$198.82	$452.09	$463.39	$472.10
24	$279.43	$286.42	$279.43	$286.42	$227.97	$233.67	$183.61	$188.20	$231.69	$237.48	$183.61	$188.20	$183.61	$188.20	$193.97	$198.82	$452.09	$463.39	$472.10
25	$280.55	$287.56	$280.55	$287.56	$228.88	$234.60	$184.34	$188.95	$232.62	$238.43	$184.34	$188.95	$184.34	$188.95	$194.75	$199.61	$453.90	$465.25	$473.99
26	$286.14	$293.29	$286.14	$293.29	$233.44	$239.28	$188.02	$192.72	$237.25	$243.18	$188.02	$192.72	$188.02	$192.72	$198.63	$203.59	$462.94	$474.51	$483.43
27	$292.84	$300.16	$292.84	$300.16	$238.91	$244.89	$192.42	$197.23	$242.81	$248.88	$192.42	$197.23	$192.42	$197.23	$203.28	$208.36	$473.79	$485.64	$494.76
28	$303.74	$311.33	$303.74	$311.33	$247.80	$254.00	$199.58	$204.57	$251.85	$258.14	$199.58	$204.57	$199.58	$204.57	$210.85	$216.12	$491.42	$503.71	$513.17
29	$312.68	$320.50	$312.68	$320.50	$255.10	$261.48	$205.46	$210.60	$259.26	$265.74	$205.46	$210.60	$205.46	$210.60	$217.05	$222.48	$505.89	$518.54	$528.28
30	$317.15	$325.08	$317.15	$325.08	$258.75	$265.21	$208.40	$213.61	$262.97	$269.54	$208.40	$213.61	$208.40	$213.61	$220.16	$225.66	$513.12	$525.95	$535.83
31	$323.86	$331.96	$323.86	$331.96	$264.22	$270.82	$212.80	$218.12	$268.53	$275.24	$212.80	$218.12	$212.80	$218.12	$224.81	$230.43	$523.97	$537.07	$547.16
32	$330.57	$338.83	$330.57	$338.83	$269.69	$276.43	$217.21	$222.64	$274.09	$280.94	$217.21	$222.64	$217.21	$222.64	$229.47	$235.20	$534.82	$548.19	$558.49
33	$334.76	$343.13	$334.76	$343.13	$273.11	$279.94	$219.96	$225.46	$277.56	$284.50	$219.96	$225.46	$219.96	$225.46	$232.38	$238.19	$541.60	$555.14	$565.58
34	$339.23	$347.71	$339.23	$347.71	$276.76	$283.67	$222.90	$228.48	$281.27	$288.30	$222.90	$228.48	$222.90	$228.48	$235.48	$241.37	$548.84	$562.56	$573.13
35	$341.46	$350.00	$341.46	$350.00	$278.58	$285.54	$224.37	$229.98	$283.13	$290.20	$224.37	$229.98	$224.37	$229.98	$237.03	$242.96	$552.45	$566.27	$576.91
36	$343.70	$352.29	$343.70	$352.29	$280.40	$287.41	$225.84	$231.49	$284.98	$292.10	$225.84	$231.49	$225.84	$231.49	$238.58	$244.55	$556.07	$569.97	$580.68
37	$345.93	$354.58	$345.93	$354.58	$282.23	$289.28	$227.31	$232.99	$286.83	$294.00	$227.31	$232.99	$227.31	$232.99	$240.13	$246.14	$559.69	$573.68	$584.46
38	$348.17	$356.87	$348.17	$356.87	$284.05	$291.15	$228.78	$234.50	$288.69	$295.90	$228.78	$234.50	$228.78	$234.50	$241.69	$247.73	$563.30	$577.39	$588.24
39	$352.64	$361.46	$352.64	$361.46	$287.70	$294.89	$231.72	$237.51	$292.39	$299.70	$231.72	$237.51	$231.72	$237.51	$244.79	$250.91	$570.54	$584.80	$595.79
40	$357.11	$366.04	$357.11	$366.04	$291.35	$298.63	$234.65	$240.52	$296.10	$303.50	$234.65	$240.52	$234.65	$240.52	$247.89	$254.09	$577.77	$592.22	$603.34
41	$363.82	$372.91	$363.82	$372.91	$296.82	$304.24	$239.06	$245.04	$301.66	$309.20	$239.06	$245.04	$239.06	$245.04	$252.55	$258.86	$588.62	$603.34	$614.67
42	$370.24	$379.50	$370.24	$379.50	$302.06	$309.61	$243.28	$249.37	$306.99	$314.66	$243.28	$249.37	$243.28	$249.37	$257.01	$263.44	$599.02	$613.99	$625.53
43	$379.19	$388.67	$379.19	$388.67	$309.36	$317.09	$249.16	$255.39	$314.40	$322.26	$249.16	$255.39	$249.16	$255.39	$263.22	$269.80	$613.49	$628.82	$640.64
44	$390.36	$400.12	$390.36	$400.12	$318.47	$326.44	$256.50	$262.92	$323.67	$331.76	$256.50	$262.92	$256.50	$262.92	$270.98	$277.75	$631.57	$647.36	$659.52
45	$403.50	$413.58	$403.50	$413.58	$329.19	$337.42	$265.13	$271.76	$334.56	$342.92	$265.13	$271.76	$265.13	$271.76	$280.09	$287.09	$652.82	$669.14	$681.71
46	$419.15	$429.62	$419.15	$429.62	$341.96	$350.50	$275.42	$282.30	$347.54	$356.22	$275.42	$282.30	$275.42	$282.30	$290.96	$298.23	$678.14	$695.09	$708.15
47	$436.75	$447.67	$436.75	$447.67	$356.32	$365.23	$286.98	$294.16	$362.13	$371.18	$286.98	$294.16	$286.98	$294.16	$303.18	$310.75	$706.62	$724.28	$737.89
48	$456.87	$468.29	$456.87	$468.29	$372.73	$382.05	$300.20	$307.71	$378.81	$388.28	$300.20	$307.71	$300.20	$307.71	$317.14	$325.07	$739.17	$757.65	$771.88
49	$476.71	$488.63	$476.71	$488.63	$388.92	$398.64	$313.24	$321.07	$395.26	$405.14	$313.24	$321.07	$313.24	$321.07	$330.91	$339.19	$771.27	$790.55	$805.40
50	$499.06	$511.54	$499.06	$511.54	$407.15	$417.33	$327.93	$336.13	$413.80	$424.14	$327.93	$336.13	$327.93	$336.13	$346.43	$355.09	$807.43	$827.62	$843.17
51	$521.14	$534.17	$521.14	$534.17	$425.16	$435.79	$342.43	$350.99	$432.10	$442.90	$342.43	$350.99	$342.43	$350.99	$361.75	$370.80	$843.15	$864.23	$880.47
52	$545.45	$559.08	$545.45	$559.08	$445.00	$456.12	$358.41	$367.37	$452.26	$463.57	$358.41	$367.37	$358.41	$367.37	$378.63	$388.10	$882.48	$904.54	$921.54
53	$570.04	$584.29	$570.04	$584.29	$465.06	$476.69	$374.56	$383.93	$472.65	$484.46	$374.56	$383.93	$374.56	$383.93	$395.70	$405.59	$922.26	$945.32	$963.08
54	$596.58	$611.50	$596.58	$611.50	$486.72	$498.88	$392.01	$401.81	$494.66	$507.02	$392.01	$401.81	$392.01	$401.81	$414.13	$424.48	$965.21	$989.34	$1,007.93
55	$623.13	$638.71	$623.13	$638.71	$508.37	$521.08	$409.45	$419.69	$516.67	$529.59	$409.45	$419.69	$409.45	$419.69	$432.55	$443.37	$1,008.16	$1,033.36	$1,052.78
56	$651.91	$668.21	$651.91	$668.21	$531.85	$545.15	$428.36	$439.07	$540.53	$554.05	$428.36	$439.07	$428.36	$439.07	$452.53	$463.85	$1,054.73	$1,081.09	$1,101.41
57	$680.97	$698.00	$680.97	$698.00	$555.56	$569.45	$447.46	$458.64	$564.63	$578.74	$447.46	$458.64	$447.46	$458.64	$472.70	$484.52	$1,101.74	$1,129.29	$1,150.51
58	$711.99	$729.79	$711.99	$729.79	$580.87	$595.39	$467.84	$479.53	$590.35	$605.10	$467.84	$479.53	$467.84	$479.53	$494.24	$506.59	$1,151.93	$1,180.72	$1,202.91
59	$727.36	$745.54	$727.36	$745.54	$593.41	$608.24	$477.94	$489.89	$603.09	$618.17	$477.94	$489.89	$477.94	$489.89	$504.90	$517.53	$1,176.79	$1,206.21	$1,228.88
60	$758.37	$777.33	$758.37	$777.33	$618.71	$634.18	$498.32	$510.78	$628.81	$644.53	$498.32	$510.78	$498.32	$510.78	$526.43	$539.60	$1,226.97	$1,257.65	$1,281.28
61	$785.20	$804.83	$785.20	$804.83	$640.60	$656.61	$515.94	$528.84	$651.05	$667.33	$515.94	$528.84	$515.94	$528.84	$545.06	$558.68	$1,270.37	$1,302.13	$1,326.60
62	$802.80	$822.87	$802.80	$822.87	$654.96	$671.33	$527.51	$540.70	$665.65	$682.29	$527.51	$540.70	$527.51	$540.70	$557.28	$571.21	$1,298.85	$1,331.33	$1,356.34
63	$824.88	$845.50	$824.88	$845.50	$672.97	$689.79	$542.02	$555.57	$683.95	$701.05	$542.02	$555.57	$542.02	$555.57	$572.60	$586.91	$1,334.57	$1,367.93	$1,393.64
64+	$838.29	$859.25	$838.29	$859.25	$683.91	$701.01	$550.83	$564.60	$695.07	$712.45	$550.83	$564.60	$550.83	$564.60	$581.91	$596.46	$1,356.27	$1,390.18	$1,416.30

Company Name:
Market:
Product:
Effective Date of Rates:

HIOS Plan ID (On Exchange)=>	0050118	16322PA0050119													
HIOS Plan ID (Off Exchange)=>	0050118	16322PA0050119		16322PA0050120		16322PA0050121		16322PA0050121		16322PA0050121		16322PA0050121		16322PA0050123	
Plan Marketing Name =>	d $900/$25 - To	dvantage Bronze $7,400/$50 -		antage Silver $2,300/$60 - Sele		ntage Silver $2,300/$60 - Partn		ntage Silver $2,300/$60 - Partn		ntage Silver $2,300/$60 - Partn		ntage Silver $2,300/$60 - Partn		dvantage Silver $2,300/$60 - T	
Form # =>	74	674		672		672		672		672		672		674	
Rating Area =>	7	7		4		1		3		4		5		7	
Network =>	nnion PEDS PP	O Tower w/Dominion PEDS PP		O Select w/Dominion PEDS PP		O Partner w/Dominion PEDS PP		O Partner w/Dominion PEDS PP		O Partner w/Dominion PEDS PP		O Partner w/Dominion PEDS PP		O Tower w/Dominion PEDS PP	
Metal =>	old	Bronze		Silver		Silver		Silver		Silver		Silver		Silver	
Deductible =>	$1800	$7400/ $14800		$2300/ $4600		$2300/ $4600		$2300/ $4600		$2300/ $4600		$2300/ $4600		$2300/ $4600	
Coinsurance =>	%	100%		80%		80%		80%		80%		80%		80%	
Copays =>	/ $55	$50 / $0		$60 / $80		$60 / $80		$60 / $80		$60 / $80		$60 / $80		$60 / $80	
OOP Maximum =>	$10400	$8150/ $16300		$8150/ $16300		$8150/ $16300		$8150/ $16300		$8150/ $16300		$8150/ $16300		$8150/ $16300	
Pediatric Dental (Yes/No) =>	es	Yes		Yes		Yes		Yes		Yes		Yes		Yes	
Age Band	Tobacco	Non-Tobacco	Tobacco	Non-Tobacco	Tobacco	Non-Tobacco	Tobacco	Non-Tobacco	Tobacco	Non-Tobacco	Tobacco	Non-Tobacco	Tobacco	Non-Tobacco	Tobacco
0 - 14	$361.16	$248.16	$248.16	$179.31	$179.31	$169.74	$169.74	$214.18	$214.18	$169.74	$169.74	$169.74	$169.74	$286.77	$286.77
15	$393.26	$270.22	$270.22	$195.25	$195.25	$184.83	$184.83	$233.22	$233.22	$184.83	$184.83	$184.83	$184.83	$312.26	$312.26
16	$405.53	$278.65	$278.65	$201.34	$201.34	$190.59	$190.59	$240.50	$240.50	$190.59	$190.59	$190.59	$190.59	$322.00	$322.00
17	$417.81	$287.09	$287.09	$207.44	$207.44	$196.36	$196.36	$247.78	$247.78	$196.36	$196.36	$196.36	$196.36	$331.75	$331.75
18	$441.80	$296.17	$303.57	$214.00	$219.35	$202.58	$207.64	$255.62	$262.01	$202.58	$207.64	$202.58	$207.64	$342.25	$350.80
19	$455.35	$305.25	$312.88	$220.56	$226.08	$208.79	$214.01	$263.46	$270.05	$208.79	$214.01	$208.79	$214.01	$352.74	$361.56
20	$469.39	$314.66	$322.52	$227.36	$233.04	$215.22	$220.60	$271.58	$278.37	$215.22	$220.60	$215.22	$220.60	$363.61	$372.70
21	$483.90	$324.39	$332.50	$234.39	$240.25	$221.88	$227.43	$279.98	$286.98	$221.88	$227.43	$221.88	$227.43	$374.86	$384.23
22	$483.90	$324.39	$332.50	$234.39	$240.25	$221.88	$227.43	$279.98	$286.98	$221.88	$227.43	$221.88	$227.43	$374.86	$384.23
23	$483.90	$324.39	$332.50	$234.39	$240.25	$221.88	$227.43	$279.98	$286.98	$221.88	$227.43	$221.88	$227.43	$374.86	$384.23
24	$483.90	$324.39	$332.50	$234.39	$240.25	$221.88	$227.43	$279.98	$286.98	$221.88	$227.43	$221.88	$227.43	$374.86	$384.23
25	$485.84	$325.69	$333.83	$235.33	$241.21	$222.77	$228.34	$281.10	$288.13	$222.77	$228.34	$222.77	$228.34	$376.36	$385.77
26	$495.52	$332.18	$340.48	$240.02	$246.02	$227.21	$232.89	$286.70	$293.87	$227.21	$232.89	$227.21	$232.89	$383.86	$393.45
27	$507.13	$339.96	$348.46	$245.64	$251.78	$232.53	$238.34	$293.42	$300.75	$232.53	$238.34	$232.53	$238.34	$392.85	$402.67
28	$526.00	$352.61	$361.43	$254.78	$261.15	$241.18	$247.21	$304.34	$311.95	$241.18	$247.21	$241.18	$247.21	$407.47	$417.66
29	$541.49	$362.99	$372.07	$262.28	$268.84	$248.28	$254.49	$313.30	$321.13	$248.28	$254.49	$248.28	$254.49	$419.47	$429.96
30	$549.23	$368.18	$377.39	$266.03	$272.68	$251.83	$258.13	$317.78	$325.72	$251.83	$258.13	$251.83	$258.13	$425.47	$436.10
31	$560.84	$375.97	$385.37	$271.66	$278.45	$257.16	$263.59	$324.50	$332.61	$257.16	$263.59	$257.16	$263.59	$434.46	$445.32
32	$572.46	$383.75	$393.35	$277.28	$284.22	$262.48	$269.05	$331.22	$339.50	$262.48	$269.05	$262.48	$269.05	$443.46	$454.55
33	$579.72	$388.62	$398.33	$280.80	$287.82	$265.81	$272.46	$335.42	$343.80	$265.81	$272.46	$265.81	$272.46	$449.08	$460.31
34	$587.46	$393.81	$403.65	$284.55	$291.66	$269.36	$276.10	$339.90	$348.39	$269.36	$276.10	$269.36	$276.10	$455.08	$466.46
35	$591.33	$396.40	$406.31	$286.42	$293.59	$271.14	$277.92	$342.14	$350.69	$271.14	$277.92	$271.14	$277.92	$458.08	$469.53
36	$595.20	$399.00	$408.97	$288.30	$295.51	$272.91	$279.74	$344.38	$352.98	$272.91	$279.74	$272.91	$279.74	$461.08	$472.60
37	$599.07	$401.59	$411.63	$290.17	$297.43	$274.69	$281.55	$346.62	$355.28	$274.69	$281.55	$274.69	$281.55	$464.08	$475.68
38	$602.94	$404.19	$414.29	$292.05	$299.35	$276.46	$283.37	$348.86	$357.58	$276.46	$283.37	$276.46	$283.37	$467.08	$478.75
39	$610.68	$409.38	$419.61	$295.80	$303.20	$280.01	$287.01	$353.33	$362.17	$280.01	$287.01	$280.01	$287.01	$473.07	$484.90
40	$618.43	$414.57	$424.93	$299.55	$307.04	$283.56	$290.65	$357.81	$366.76	$283.56	$290.65	$283.56	$290.65	$479.07	$491.05
41	$630.04	$422.36	$432.91	$305.18	$312.81	$288.89	$296.11	$364.53	$373.65	$288.89	$296.11	$288.89	$296.11	$488.07	$500.27
42	$641.17	$429.82	$440.56	$310.57	$318.33	$293.99	$301.34	$370.97	$380.25	$293.99	$301.34	$293.99	$301.34	$496.69	$509.11
43	$656.66	$440.20	$451.20	$318.07	$326.02	$301.09	$308.62	$379.93	$389.43	$301.09	$308.62	$301.09	$308.62	$508.69	$521.40
44	$676.01	$453.17	$464.50	$327.44	$335.63	$309.97	$317.72	$391.13	$400.91	$309.97	$317.72	$309.97	$317.72	$523.68	$536.77
45	$698.76	$468.42	$480.13	$338.46	$346.92	$320.39	$328.40	$404.29	$414.40	$320.39	$328.40	$320.39	$328.40	$541.30	$554.83
46	$725.85	$486.59	$498.75	$351.59	$360.37	$332.82	$341.14	$419.97	$430.47	$332.82	$341.14	$332.82	$341.14	$562.29	$576.35
47	$756.34	$507.02	$519.70	$366.35	$375.51	$346.80	$355.47	$437.61	$448.55	$346.80	$355.47	$346.80	$355.47	$585.91	$600.55
48	$791.18	$530.38	$543.64	$383.23	$392.81	$362.77	$371.84	$457.77	$469.21	$362.77	$371.84	$362.77	$371.84	$612.90	$628.22
49	$825.54	$553.41	$567.24	$399.87	$409.87	$378.53	$387.99	$477.65	$489.59	$378.53	$387.99	$378.53	$387.99	$639.51	$655.50
50	$864.25	$579.36	$593.84	$418.62	$429.09	$396.28	$406.18	$500.04	$512.55	$396.28	$406.18	$396.28	$406.18	$669.50	$686.24
51	$902.48	$604.99	$620.11	$437.14	$448.07	$413.81	$424.15	$522.16	$535.22	$413.81	$424.15	$413.81	$424.15	$699.11	$716.59
52	$944.58	$633.21	$649.04	$457.53	$468.97	$433.11	$443.94	$546.52	$560.18	$433.11	$443.94	$433.11	$443.94	$731.73	$750.02
53	$987.16	$661.76	$678.30	$478.16	$490.11	$452.64	$463.95	$571.16	$585.44	$452.64	$463.95	$452.64	$463.95	$764.71	$783.83
54	$1,033.13	$692.57	$709.89	$500.42	$512.93	$473.71	$485.56	$597.76	$612.70	$473.71	$485.56	$473.71	$485.56	$800.33	$820.33
55	$1,079.10	$723.39	$741.47	$522.69	$535.76	$494.79	$507.16	$624.36	$639.96	$494.79	$507.16	$494.79	$507.16	$835.94	$856.84
56	$1,128.94	$756.80	$775.72	$546.83	$560.50	$517.65	$530.59	$653.19	$669.52	$517.65	$530.59	$517.65	$530.59	$874.55	$896.41
57	$1,179.27	$790.54	$810.30	$571.21	$585.49	$540.72	$554.24	$682.31	$699.37	$540.72	$554.24	$540.72	$554.24	$913.53	$936.37
58	$1,232.98	$826.55	$847.21	$597.23	$612.16	$565.35	$579.48	$713.39	$731.22	$565.35	$579.48	$565.35	$579.48	$955.14	$979.02
59	$1,259.60	$844.39	$865.50	$610.12	$625.37	$577.55	$591.99	$728.79	$747.01	$577.55	$591.99	$577.55	$591.99	$975.76	$1,000.15
60	$1,313.31	$880.39	$902.40	$636.13	$652.04	$602.18	$617.24	$759.87	$778.86	$602.18	$617.24	$602.18	$617.24	$1,017.37	$1,042.80
61	$1,359.77	$911.54	$934.32	$658.64	$675.10	$623.48	$639.07	$786.74	$806.41	$623.48	$639.07	$623.48	$639.07	$1,053.36	$1,079.69
62	$1,390.25	$931.97	$955.27	$673.40	$690.24	$637.46	$653.40	$804.38	$824.49	$637.46	$653.40	$637.46	$653.40	$1,076.97	$1,103.90
63	$1,428.48	$957.60	$981.54	$691.92	$709.22	$654.99	$671.36	$826.50	$847.16	$654.99	$671.36	$654.99	$671.36	$1,106.59	$1,134.25
64+	$1,451.71	$973.17	$997.50	$703.17	$720.75	$665.64	$682.28	$839.94	$860.94	$665.64	$682.28	$665.64	$682.28	$1,124.58	$1,152.69

UPMC Health Options, Inc.
Individual
Plan Design Summary

HIOS Plan ID	Plan Marketing Name	Product	Metal	On/Off Exchange	Network	Rating Area	Counties Covered
16322PA0040006	UPMC Advantage Silver $0/$85 - Premium Network	PPO	Silver	On/Off	IND PPO Premium West w/Dominion PEDS PPO-2020	1, 2, 4, 5, 6	Allegheny, Armstrong, Beaver, Bedford, Blair, Butler, Cambria, Cameron, Centre, Clarion, Clearfield, Crawford, Elk, Erie, Fayette, Forest, Greene, Huntingdon, Indiana, Jefferson, Lawrence, Mckean, Mercer, Potter, Somerset, Venango, Warren, Washington, Westmoreland
16322PA0040007	UPMC Advantage Silver $2,000/$80 - Premium Network	PPO	Silver	On/Off	IND PPO Premium West w/Dominion PEDS PPO-2020	1, 2, 4, 5, 6	Allegheny, Armstrong, Beaver, Bedford, Blair, Butler, Cambria, Cameron, Centre, Clarion, Clearfield, Crawford, Elk, Erie, Fayette, Forest, Greene, Huntingdon, Indiana, Jefferson, Lawrence, Mckean, Mercer, Potter, Somerset, Venango, Warren, Washington, Westmoreland
16322PA0040008	UPMC Advantage Silver $3,500/$25 - Premium Network	PPO	Silver	On/Off	IND PPO Premium West w/Dominion PEDS PPO-2020	1, 2, 4, 5, 6	Allegheny, Armstrong, Beaver, Bedford, Blair, Butler, Cambria, Cameron, Centre, Clarion, Clearfield, Crawford, Elk, Erie, Fayette, Forest, Greene, Huntingdon, Indiana, Jefferson, Lawrence, Mckean, Mercer, Potter, Somerset, Venango, Warren, Washington, Westmoreland
16322PA0040010	UPMC Advantage Gold $900/$25 - Premium Network	PPO	Gold	On/Off	IND PPO Premium West w/Dominion PEDS PPO-2020	1, 2, 4, 5, 6	Allegheny, Armstrong, Beaver, Bedford, Blair, Butler, Cambria, Cameron, Centre, Clarion, Clearfield, Crawford, Elk, Erie, Fayette, Forest, Greene, Huntingdon, Indiana, Jefferson, Lawrence, Mckean, Mercer, Potter, Somerset, Venango, Warren, Washington, Westmoreland
16322PA0040024	UPMC Advantage Bronze $7,400/$50 - Premium Network	PPO	Bronze	On/Off	IND PPO Premium West w/Dominion PEDS PPO-2020	1, 2, 4, 5, 6	Allegheny, Armstrong, Beaver, Bedford, Blair, Butler, Cambria, Cameron, Centre, Clarion, Clearfield, Crawford, Elk, Erie, Fayette, Forest, Greene, Huntingdon, Indiana, Jefferson, Lawrence, Mckean, Mercer, Potter, Somerset, Venango, Warren, Washington, Westmoreland
16322PA0040025	UPMC Advantage Silver HSA $2,800/20% - Premium Network	PPO	Silver	Off	IND PPO Premium West w/Dominion PEDS PPO-2020	1, 2, 4, 5, 6	Allegheny, Armstrong, Beaver, Bedford, Blair, Butler, Cambria, Cameron, Centre, Clarion, Clearfield, Crawford, Elk, Erie, Fayette, Forest, Greene, Huntingdon, Indiana, Jefferson, Lawrence, Mckean, Mercer, Potter, Somerset, Venango, Warren, Washington, Westmoreland
16322PA0040026	UPMC Advantage Catastrophic $8,150/$0 - Premium Network	PPO	Catastrophic	On/Off	IND PPO Premium West w/Dominion PEDS PPO-2020	1, 2, 4, 5, 6	Allegheny, Armstrong, Beaver, Bedford, Blair, Butler, Cambria, Cameron, Centre, Clarion, Clearfield, Crawford, Elk, Erie, Fayette, Forest, Greene, Huntingdon, Indiana, Jefferson, Lawrence, Mckean, Mercer, Potter, Somerset, Venango, Warren, Washington, Westmoreland
16322PA0040037	UPMC Advantage Silver $2,300/$60 - Premium Network	PPO	Silver	Off	IND PPO Premium West w/Dominion PEDS PPO-2020	1, 2, 4, 5, 6	Allegheny, Armstrong, Beaver, Bedford, Blair, Butler, Cambria, Cameron, Centre, Clarion, Clearfield, Crawford, Elk, Erie, Fayette, Forest, Greene, Huntingdon, Indiana, Jefferson, Lawrence, Mckean, Mercer, Potter, Somerset, Venango, Warren, Washington, Westmoreland
16322PA0040039	UPMC Advantage Bronze $7,400/$50 - Premium Network	PPO	Bronze	On/Off	IND PPO Premium East w/Dominion PEDS PPO-2020	3, 6, 7, 9	Tioga, Lycoming, Clinton, Bradford, Sullivan, Wyoming, Lackawanna, Luzerne, Columbia, Union, Snyder, Northumberland, Dauphin, Perry, Cumberland, Adams, York, Lancaster, Lebanon
16322PA0040040	UPMC Advantage Silver $3,500/$25 - Premium Network	PPO	Silver	On/Off	IND PPO Premium East w/Dominion PEDS PPO-2020	3, 6, 7, 9	Tioga, Lycoming, Clinton, Bradford, Sullivan, Wyoming, Lackawanna, Luzerne, Columbia, Union, Snyder, Northumberland, Dauphin, Perry, Cumberland, Adams, York, Lancaster, Lebanon
16322PA0040041	UPMC Advantage Silver $2,300/$60 - Premium Network	PPO	Silver	Off	IND PPO Premium East w/Dominion PEDS PPO-2020	3, 6, 7, 9	Tioga, Lycoming, Clinton, Bradford, Sullivan, Wyoming, Lackawanna, Luzerne, Columbia, Union, Snyder, Northumberland, Dauphin, Perry, Cumberland, Adams, York, Lancaster, Lebanon
16322PA0040042	UPMC Advantage Gold $900/$25 - Premium Network	PPO	Gold	On/Off	IND PPO Premium East w/Dominion PEDS PPO-2020	3, 6, 7, 9	Tioga, Lycoming, Clinton, Bradford, Sullivan, Wyoming, Lackawanna, Luzerne, Columbia, Union, Snyder, Northumberland, Dauphin, Perry, Cumberland, Adams, York, Lancaster, Lebanon
16322PA0040043	Tower UPMC Advantage Bronze $7,400/$50 - Premium Network	PPO	Bronze	On/Off	IND PPO Tower Premium w/Dominion PEDS PPO-2020	3, 6, 7	Berks, Carbon, Lehigh, Northampton, Schuylkill
16322PA0040044	Tower UPMC Advantage Silver $3,500/$25 - Premium Network	PPO	Silver	On/Off	IND PPO Tower Premium w/Dominion PEDS PPO-2020	3, 6, 7	Berks, Carbon, Lehigh, Northampton, Schuylkill
16322PA0040045	Tower UPMC Advantage Silver $2,300/$60 - Premium Network	PPO	Silver	Off	IND PPO Tower Premium w/Dominion PEDS PPO-2020	3, 6, 7	Berks, Carbon, Lehigh, Northampton, Schuylkill
16322PA0040046	Tower UPMC Advantage Gold $900/$25 - Premium Network	PPO	Gold	On/Off	IND PPO Tower Premium w/Dominion PEDS PPO-2020	3, 6, 7	Berks, Carbon, Lehigh, Northampton, Schuylkill
16322PA0050029	UPMC Advantage Silver $0/$85 - Select Network	EPO	Silver	On/Off	IND EPO Select w/Dominion PEDS PPO-2020	4	Allegheny, Beaver, Butler, Fayette, Washington, Westmoreland
16322PA0050030	UPMC Advantage Silver $2,000/$80 - Select Network	EPO	Silver	On/Off	IND EPO Select w/Dominion PEDS PPO-2020	4	Allegheny, Beaver, Butler, Fayette, Washington, Westmoreland
16322PA0050031	UPMC Advantage Silver $3,500/$25 - Select Network	EPO	Silver	On/Off	IND EPO Select w/Dominion PEDS PPO-2020	4	Allegheny, Beaver, Butler, Fayette, Washington, Westmoreland
16322PA0050033	UPMC Advantage Gold $900/$25 - Select Network	EPO	Gold	On/Off	IND EPO Select w/Dominion PEDS PPO-2020	4	Allegheny, Beaver, Butler, Fayette, Washington, Westmoreland
16322PA0050100	UPMC Advantage Bronze $7,400/$50 - Partner Network	EPO	Bronze	On/Off	IND EPO Partner w/Dominion PEDS PPO-2020	1, 3, 4, 5	Allegheny, Bedford, Blair, Clinton, Erie, Lawrence, Lycoming, Mercer, Tioga, Venango
16322PA0050101	UPMC Advantage Bronze $7,400/$50 - Select Network	EPO	Bronze	On/Off	IND EPO Select w/Dominion PEDS PPO-2020	4	Allegheny, Beaver, Butler, Fayette, Washington, Westmoreland
16322PA0050102	UPMC Advantage Silver $0/$85 - Partner Network	EPO	Silver	On/Off	IND EPO Partner w/Dominion PEDS PPO-2020	1, 3, 4, 5	Allegheny, Bedford, Blair, Clinton, Erie, Lawrence, Lycoming, Mercer, Tioga, Venango
16322PA0050103	UPMC Advantage Silver $2,000/$80 - Partner Network	EPO	Silver	On/Off	IND EPO Partner w/Dominion PEDS PPO-2020	1, 3, 4, 5	Allegheny, Bedford, Blair, Clinton, Erie, Lawrence, Lycoming, Mercer, Tioga, Venango
16322PA0050104	UPMC Advantage Silver $3,500/$25 - Partner Network	EPO	Silver	On/Off	IND EPO Partner w/Dominion PEDS PPO-2020	1, 3, 4, 5	Allegheny, Bedford, Blair, Clinton, Erie, Lawrence, Lycoming, Mercer, Tioga, Venango
16322PA0050105	UPMC Advantage Silver HSA $2,800/20% - Partner Network	EPO	Silver	Off	IND EPO Partner w/Dominion PEDS PPO-2020	1, 3, 4, 5	Allegheny, Bedford, Blair, Clinton, Erie, Lawrence, Lycoming, Mercer, Tioga, Venango
16322PA0050106	UPMC Advantage Gold $900/$25 - Partner Network	EPO	Gold	On/Off	IND EPO Partner w/Dominion PEDS PPO-2020	1, 3, 4, 5	Allegheny, Bedford, Blair, Clinton, Erie, Lawrence, Lycoming, Mercer, Tioga, Venango
16322PA0050108	UPMC Advantage Silver HSA $2,800/20% - Select Network	EPO	Silver	Off	IND EPO Select w/Dominion PEDS PPO-2020	4	Allegheny, Beaver, Butler, Fayette, Washington, Westmoreland
16322PA0050111	UPMC Advantage Catastrophic $8,150/$0 - Partner Network	EPO	Catastrophic	On/Off	IND EPO Partner w/Dominion PEDS PPO-2020	1, 3, 4, 5	Allegheny, Bedford, Blair, Clinton, Erie, Lawrence, Lycoming, Mercer, Tioga, Venango
16322PA0050112	UPMC Advantage Catastrophic $8,150/$0 - Select Network	EPO	Catastrophic	On/Off	IND EPO Select w/Dominion PEDS PPO-2020	4	Allegheny, Beaver, Butler, Fayette, Washington, Westmoreland
16322PA0050117	Tower UPMC Advantage Silver $3,500/$25 - Tower Network	EPO	Silver	On/Off	IND EPO Tower w/Dominion PEDS PPO-2020	7	Berks
16322PA0050118	Tower UPMC Advantage Gold $900/$25 - Tower Network	EPO	Gold	On/Off	IND EPO Tower w/Dominion PEDS PPO-2020	7	Berks
16322PA0050119	Tower UPMC Advantage Bronze $7,400/$50 - Tower Network	EPO	Bronze	On/Off	IND EPO Tower w/Dominion PEDS PPO-2020	7	Berks
16322PA0050120	UPMC Advantage Silver $2,300/$60 - Select Network	EPO	Silver	Off	IND EPO Select w/Dominion PEDS PPO-2020	4	Allegheny, Beaver, Butler, Fayette, Washington, Westmoreland
16322PA0050121	UPMC Advantage Silver $2,300/$60 - Partner Network	EPO	Silver	Off	IND EPO Partner w/Dominion PEDS PPO-2020	1, 3, 4, 5	Allegheny, Bedford, Blair, Clinton, Erie, Lawrence, Lycoming, Mercer, Tioga, Venango
16322PA0050123	Tower UPMC Advantage Silver $2,300/$60 - Tower Network	EPO	Silver	Off	IND EPO Tower w/Dominion PEDS PPO-2020	7	Berks

Company Name UPMC Health Options, Inc.
Market Individual
RATES FOR AGE 21, NON-TOBACCO USER, BY RATING AREA AND COUNTY

	02-01-2019 Number of Covered Lives by Rating County				RATING AREA 1						
					2,070	1,434	6,451	149	866	3,055	1,539
HIOS Plan ID	Plan Marketing Name	Product	Metal	On/Off Exchange	Crawford	Clarion	Erie	Forest	Mckean	Mercer	Venango
16322PA0040006	UPMC Advantage Silver $0/$85 - Premium Network	PPO	Silver	On/Off	$353.48	$353.48	$353.48	$353.48	$353.48	$353.48	$353.48
16322PA0040007	PMC Advantage Silver $2,000/$80 - Premium Netwo	PPO	Silver	On/Off	$351.14	$351.14	$351.14	$351.14	$351.14	$351.14	$351.14
16322PA0040008	PMC Advantage Silver $3,500/$25 - Premium Netwo	PPO	Silver	On/Off	$351.73	$351.73	$351.73	$351.73	$351.73	$351.73	$351.73
16322PA0040010	JPMC Advantage Gold $900/$25 - Premium Networ	PPO	Gold	On/Off	$367.77	$367.77	$367.77	$367.77	$367.77	$367.77	$367.77
16322PA0040024	MC Advantage Bronze $7,400/$50 - Premium Netw	PPO	Bronze	On/Off	$253.90	$253.90	$253.90	$253.90	$253.90	$253.90	$253.90
16322PA0040025	C Advantage Silver HSA $2,800/20% - Premium Net	PPO	Silver	Off	$284.27	$284.27	$284.27	$284.27	$284.27	$284.27	$284.27
16322PA0040026	C Advantage Catastrophic $8,150/$0 - Premium Net	PPO	Catastrophic	On/Off	$242.94	$242.94	$242.94	$242.94	$242.94	$242.94	$242.94
16322PA0040037	PMC Advantage Silver $2,300/$60 - Premium Netwo	PPO	Silver	Off	$295.04	$295.04	$295.04	$295.04	$295.04	$295.04	$295.04
16322PA0040039	MC Advantage Bronze $7,400/$50 - Premium Netw	PPO	Bronze	On/Off							
16322PA0040040	PMC Advantage Silver $3,500/$25 - Premium Netwo	PPO	Silver	On/Off							
16322PA0040041	PMC Advantage Silver $2,300/$60 - Premium Netwo	PPO	Silver	Off							
16322PA0040042	JPMC Advantage Gold $900/$25 - Premium Networ	PPO	Gold	On/Off							
16322PA0040043	UPMC Advantage Bronze $7,400/$50 - Premium N	PPO	Bronze	On/Off							
16322PA0040044	r UPMC Advantage Silver $3,500/$25 - Premium Ne	PPO	Silver	On/Off							
16322PA0040045	r UPMC Advantage Silver $2,300/$60 - Premium Ne	PPO	Silver	Off							
16322PA0040046	er UPMC Advantage Gold $900/$25 - Premium Net	PPO	Gold	On/Off							
16322PA0050029	UPMC Advantage Silver $0/$85 - Select Network	EPO	Silver	On/Off							
16322PA0050030	JPMC Advantage Silver $2,000/$80 - Select Networ	EPO	Silver	On/Off							
16322PA0050031	JPMC Advantage Silver $3,500/$25 - Select Networ	EPO	Silver	On/Off							
16322PA0050033	UPMC Advantage Gold $900/$25 - Select Network	EPO	Gold	On/Off							
16322PA0050100	PMC Advantage Bronze $7,400/$50 - Partner Netwo	EPO	Bronze	On/Off			$192.00			$192.00	$192.00
16322PA0050101	PMC Advantage Bronze $7,400/$50 - Select Netwo	EPO	Bronze	On/Off							
16322PA0050102	UPMC Advantage Silver $0/$85 - Partner Network	EPO	Silver	On/Off			$267.72			$267.72	$267.72
16322PA0050103	PMC Advantage Silver $2,000/$80 - Partner Netwo	EPO	Silver	On/Off			$266.74			$266.74	$266.74
16322PA0050104	PMC Advantage Silver $3,500/$25 - Partner Netwo	EPO	Silver	On/Off			$267.59			$267.59	$267.59
16322PA0050105	MC Advantage Silver HSA $2,800/20% - Partner Netw	EPO	Silver	Off			$215.80			$215.80	$215.80
16322PA0050106	UPMC Advantage Gold $900/$25 - Partner Network	EPO	Gold	On/Off			$279.43			$279.43	$279.43
16322PA0050108	MC Advantage Silver HSA $2,800/20% - Select Netw	EPO	Silver	Off							
16322PA0050111	C Advantage Catastrophic $8,150/$0 - Partner Net	EPO	Catastrophic	On/Off			$183.61			$183.61	$183.61
16322PA0050112	MC Advantage Catastrophic $8,150/$0 - Select Netw	EPO	Catastrophic	On/Off							
16322PA0050117	er UPMC Advantage Silver $3,500/$25 - Tower Net	EPO	Silver	On/Off							
16322PA0050118	ver UPMC Advantage Gold $900/$25 - Tower Netw	EPO	Gold	On/Off							
16322PA0050119	r UPMC Advantage Bronze $7,400/$50 - Tower Net	EPO	Bronze	On/Off							
16322PA0050120	JPMC Advantage Silver $2,300/$60 - Select Networ	EPO	Silver	Off							
16322PA0050121	PMC Advantage Silver $2,300/$60 - Partner Netwo	EPO	Silver	Off			$221.88			$221.88	$221.88
16322PA0050123	er UPMC Advantage Silver $2,300/$60 - Tower Net	EPO	Silver	Off							

	RATING AREA 2			RATING AREA 3												
930	932	133	500	49	13	263	55	77	1,872	0	0	0	0	608	0	0
Warren	**Elk**	**Cameron**	**Potter**	**Bradford**	**Carbon**	**Clinton**	**Lackawanna**	**Luzerne**	**Lycoming**	**Monroe**	**Pike**	**Sullivan**	**Susquehanna**	**Tioga**	**Wayne**	**Wyoming**
$353.48	$387.55	$387.55	$387.55													
$351.14	$384.98	$384.98	$384.98													
$351.73	$385.64	$385.64	$385.64													
$367.77	$403.23	$403.23	$403.23													
$253.90	$278.37	$278.37	$278.37													
$284.27	$311.67	$311.67	$311.67													
$242.94	$266.36	$266.36	$266.36													
$295.04	$323.48	$323.48	$323.48													
				$320.39		$320.39	$320.39	$320.39	$320.39			$320.39		$320.39		$320.39
				$443.84		$443.84	$443.84	$443.84	$443.84			$443.84		$443.84		$443.84
				$372.31		$372.31	$372.31	$372.31	$372.31			$372.31		$372.31		$372.31
				$464.09		$464.09	$464.09	$464.09	$464.09			$464.09		$464.09		$464.09
					$309.11											
					$428.22											
					$359.20											
					$447.75											
						$242.28			$242.28					$242.28		
						$337.83			$337.83					$337.83		
						$336.60			$336.60					$336.60		
						$337.66			$337.66					$337.66		
						$272.31			$272.31					$272.31		
						$352.60			$352.60					$352.60		
						$231.69			$231.69					$231.69		
						$279.98			$279.98					$279.98		

RATING AREA 4

45,217	1,848	5,033	7,151	3,737	678	2,064	2,517	7,366	12,522
Allegheny	**Armstrong**	**Beaver**	**Butler**	**Fayette**	**Greene**	**Indiana**	**Lawrence**	**Washington**	**Westmoreland**
$353.48	$353.48	$353.48	######	$353.48	$353.48	$353.48	$353.48	$353.48	$353.48
$351.14	$351.14	$351.14	######	$351.14	$351.14	$351.14	$351.14	$351.14	$351.14
$351.73	$351.73	$351.73	######	$351.73	$351.73	$351.73	$351.73	$351.73	$351.73
$367.77	$367.77	$367.77	######	$367.77	$367.77	$367.77	$367.77	$367.77	$367.77
$253.90	$253.90	$253.90	######	$253.90	$253.90	$253.90	$253.90	$253.90	$253.90
$284.27	$284.27	$284.27	######	$284.27	$284.27	$284.27	$284.27	$284.27	$284.27
$242.94	$242.94	$242.94	######	$242.94	$242.94	$242.94	$242.94	$242.94	$242.94
$295.04	$295.04	$295.04	######	$295.04	$295.04	$295.04	$295.04	$295.04	$295.04

RATING AREA 5

1,646	3,355	1,854	3,466	956	1,447
Bedford	**Blair**	**Clearfield**	**Cambria**	**Huntingdon**	**Jefferson**
$353.48	$353.48	$353.48	$353.48	$353.48	$353.48
$351.14	$351.14	$351.14	$351.14	$351.14	$351.14
$351.73	$351.73	$351.73	$351.73	$351.73	$351.73
$367.77	$367.77	$367.77	$367.77	$367.77	$367.77
$253.90	$253.90	$253.90	$253.90	$253.90	$253.90
$284.27	$284.27	$284.27	$284.27	$284.27	$284.27
$242.94	$242.94	$242.94	$242.94	$242.94	$242.94
$295.04	$295.04	$295.04	$295.04	$295.04	$295.04

$282.82	$282.82	######	$282.82		$282.82	$282.82		
$281.79	$281.79	######	$281.79		$281.79	$281.79		
$282.68	$282.68	######	$282.68		$282.68	$282.68		
$295.19	$295.19	######	$295.19		$295.19	$295.19		
$192.00				$192.00			$192.00	$192.00
$202.83	$202.83	######	$202.83		$202.83	$202.83		
$267.72				$267.72			$267.72	$267.72
$266.74				$266.74			$266.74	$266.74
$267.59				$267.59			$267.59	$267.59
$215.80				$215.80			$215.80	$215.80
$279.43				$279.43			$279.43	$279.43
$227.97	$227.97	######	$227.97		$227.97	$227.97		
$183.61				$183.61			$183.61	$183.61
$193.97	$193.97	######	$193.97		$193.97	$193.97		
$234.39	$234.39	######	$234.39		$234.39	$234.39		
$221.88				$221.88			$221.88	$221.88

	RATING AREA 6										RATING AREA 7				RATING AR
2,189	2,196	0	292	0	0	0	75	121	0	0	173	4,735	966	783	0
Somerset	**Centre**	**Columbia**	**Lehigh**	**Mifflin**	**Montour**	**Northampton**	**Northumberland**	**Schuylkill**	**Snyder**	**Union**	**Adams**	**Berks**	**Lancaster**	**York**	**Bucks**
$353.48	$476.08														
$351.14	$472.92														
$351.73	$473.72														
$367.77	$495.33														
$253.90	$341.96														
$284.27	$382.87														
$242.94	$327.21														
$295.04	$397.37														
		$341.96					$341.96		$341.96	######	$346.80		$346.80	$346.80	
		$473.72					$473.72		$473.72	######	$480.42		$480.42	$480.42	
		$397.37					$397.37		$397.37	######	$402.99		$402.99	$402.99	
		$495.33					$495.33		$495.33	######	$502.33		$502.33	$502.33	
			$329.92			$329.92		$329.92				$334.59			
			$457.05			$457.05		$457.05				$463.51			
			$383.39			$383.39		$383.39				$388.81			
			$477.89			$477.89		$477.89				$484.65			
												$452.09			
												$472.10			
												$324.39			
												$374.86			

EA 8			
0	0	0	0
Chester	**Delaware**	**Montgomery**	**Philadelphia**

RATING AREA 9						
1,743	1,573	0	0	0	486	343
Cumberland	**Dauphin**	**Franklin**	**Fulton**	**Juniata**	**Lebanon**	**Perry**

$303.66	$303.66	$303.66	$303.66
$420.67	$420.67	$420.67	$420.67
$352.87	$352.87	$352.87	$352.87
$439.86	$439.86	$439.86	$439.86

Unified Rate Review v5.0

To add a product to Worksheet 2 - Plan Product Info, select the Add Product button or Ctrl + Shift + P.

To add a plan to Worksheet 2 - Plan Product Info, select the Add Plan button or Ctrl + Shift + L.

To validate, select the Validate button or Ctrl + Shift + I.

To finalize, select the Finalize button or Ctrl + Shift + F.

Company Legal Name:	**UPMC HEALTH OPTIONS INC.**	State:	**PA**
HIOS Issuer ID:	**16322**	Market:	**Individual**
Effective Date of Rate Change(s):	**1/1/2020**		

Market Level Calculations (Same for all Plans)

Section I: Experience Period Data

Experience Period: 1/1/2018 to 12/31/2018

	Total	PMPM
Allowed Claims	$769,743,450.43	$472.91
Reinsurance	$0.00	$0.00
Incurred Claims in Experience Period	$628,780,188.95	$386.31
Risk Adjustment	-$42,491,928.00	-$26.11
Experience Period Premium	$842,415,260.13	$517.56
Experience Period Member Months	1,627,678	

Section II: Projections

Benefit Category	Experience Period Index Rate PMPM	Year 1 Trend		Year 2 Trend		Trended EHB Allowed Claims PMPM
		Cost	Utilization	Cost	Utilization	
Inpatient Hospital	$97.47	1.197	0.972	1.197	0.972	$131.94
Outpatient Hospital	$126.94	1.024	0.978	1.024	0.978	$127.31
Professional	$88.47	0.993	0.984	0.993	0.984	$84.47
Other Medical	$58.06	1.176	1.012	1.176	1.012	$82.23
Capitation	$0.61	1.000	1.000	1.000	1.000	$0.61
Prescription Drug	$100.31	1.040	0.979	1.040	0.979	$103.99
Total	$471.86					**$530.56**

Morbidity Adjustment		1.060
Demographic Shift		1.000
Plan Design Changes		1.000
Other		1.000
Adjusted Trended EHB Allowed Claims PMPM for	**1/1/2020**	**$562.39**

Manual EHB Allowed Claims PMPM	$562.15
Applied Credibility %	100.00%

			Projected Period Totals
Projected Index Rate for	**1/1/2020**	**$562.39**	$928,334,923.44
Reinsurance		$0.00	$0.00
Risk Adjustment Payment/Charge		-$33.97	-$56,074,143.12
Exchange User Fees		2.49%	$25,137,714.86
Market Adjusted Index Rate		**$611.59**	**$1,009,546,781.42**

Projected Member Months	**1,650,696**

Information Not Releasable to the Public Unless Authorized by Law: This information has not been publically disclosed and may be privileged and confidential. It is for internal government use only and must not be disseminated, distributed, or copied to persons not authorized to receive the information. Unauthorized disclosure may result in prosecution to the full extent of the law.

Product-Plan Data Collection

To add a product to Worksheet 2 - Plan Product Info, select the Add Product bu
To add a plan to Worksheet 2 - Plan Product Info, select the Add Plan button or
To validate, select the Validate button or Ctrl + Shift + I.
To finalize, select the Finalize button or Ctrl + Shift + F.

Company Legal Name: **UPMC HEALTH OPTIONS INC.**
HIOS Issuer ID: **16322**
Effective Date of Rate Change(s): **1/1/2020**

State: **PA**
Market: **Individual**

Product/Plan Level Calculations

Field # **Section I: General Product and Plan Information**

1.1 Product Name		Individual PPO														
1.2 Product ID		16322PA004														
1.3 Plan Name		UPMC Advantage Silver $0/$85 - Premium Network	UPMC Advantage Silver $2,000/$80 - Premium Network	UPMC Advantage Silver $3,500/$25 - Premium Network	UPMC Advantage Gold $900/$25 - Premium Network	UPMC Advantage Bronze $7,400/$50 - Premium Network	UPMC Advantage Silver HSA $2,800/20% - Premium Network	UPMC Advantage Catastrophic $8,150/$0 - Premium Network	UPMC Advantage Silver $2,300/$60 - Premium Network	UPMC Advantage Bronze $7,400/$50 - Premium Network	UPMC Advantage Silver $3,500/$25 - Premium Network	UPMC Advantage Silver $2,300/$60 - Premium Network	UPMC Advantage Gold $900/$25 - Premium Network	Tower UPMC Advantage Bronze $7,400/$50 - Premium Network	Tower UPMC Advantage Silver $3,500/$25 - Premium Network	Tower UPMC Advantage Silver $2,300/$60 - Premium Network
1.4 Plan ID (Standard Component ID)		16322PA0040006	16322PA0040007	16322PA0040008	16322PA0040010	16322PA0040024	16322PA0040025	16322PA0040026	16322PA0040037	16322PA0040039	16322PA0040040	16322PA0040041	16322PA0040042	16322PA0040043	16322PA0040044	16322PA0040045
1.5 Metal		Silver	Silver	Silver	Gold	Bronze	Silver	Catastrophic	Silver	Bronze	Silver	Silver	Gold	Bronze	Silver	Silver
1.6 AV Metal Value		0.716	0.716	0.715	0.820	0.620	0.716	0.612	0.716	0.620	0.715	0.716	0.820	0.620	0.715	0.716
1.7 Plan Category		Renewing	Renewing	Renewing	Renewing	Renewing	Renewing	Renewing	Renewing	Renewing	Renewing	Renewing	Renewing	Renewing	Renewing	Renewing
1.8 Plan Type		PPO	PPO	PPO	PPO	PPO	PPO	PPO	PPO	PPO	PPO	PPO	PPO	PPO	PPO	PPO
1.9 Exchange Plan?		Yes	Yes	Yes	Yes	Yes	No	Yes	No	Yes	Yes	No	Yes	Yes	Yes	No
1.10 Effective Date of Proposed Rates		1/1/2020	1/1/2020	1/1/2020	1/1/2020	1/1/2020	1/1/2020	1/1/2020	1/1/2020	1/1/2020	1/1/2020	1/1/2020	1/1/2020	1/1/2020	1/1/2020	1/1/2020
1.11 Cumulative Rate Change % (over 12 mos prior)		2.71%	5.04%	3.13%	1.36%	-3.15%	-0.22%	-2.22%	4.85%	-3.48%	2.70%	4.56%	-0.15%	-6.88%	-0.92%	0.88%
1.12 Product Rate Increase %															1.95%	
1.13 Submission Level Rate Increase %																

Worksheet 1 Totals	**Section II: Experience Period and Current Plan Level Information**																
	2.1 Plan ID (Standard Component ID)	Total	16322PA0040006	16322PA0040007	16322PA0040008	16322PA0040010	16322PA0040024	16322PA0040025	16322PA0040026	16322PA0040037	16322PA0040039	16322PA0040040	16322PA0040041	16322PA0040042	16322PA0040043	16322PA0040044	16322PA0040045
$769,743,450	2.2 Allowed Claims	$769,747,293	$17,417,434	$15,564,150	$63,640,790	$146,561,483	$26,517,237	$3,733,620	$335,109	$40,930,200	$0	$0	$0	$0	$0	$0	$0
$0	2.3 Reinsurance	$0	$0	$0	$0	$0	$0	$0	$0	$0	$0	$0	$0	$0	$0	$0	$0
	2.4 Member Cost Sharing	$140,963,206	$1,879,730	$2,044,211	$6,076,211	$22,793,538	$7,118,411	$526,352	$179,431	$12,405,099	$0	$0	$0	$0	$0	$0	$0
	2.5 Cost Sharing Reduction	$0	$0	$0	$0	$0	$0	$0	$0	$0	$0	$0	$0	$0	$0	$0	$0
$628,780,189	2.6 Incurred Claims	$628,784,087	$15,537,704	$13,519,939	$57,564,580	$123,767,946	$19,398,826	$3,207,268	$155,678	$28,525,101	$0	$0	$0	$0	$0	$0	$0
-$42,491,928	2.7 Risk Adjustment Transfer Amount	-$42,491,928	-$637,609	-$489,850	-$2,229,310	-$5,351,622	-$1,610,340	-$85,418	-$49,131	-$2,487,862	$0	$0	$0	$0	$0	$0	$0
$842,415,260	2.8 Premium	$842,415,260	$16,425,315	$13,423,315	$58,440,736	$127,370,074	$27,086,269	$2,456,233	$397,369	$45,604,088	$0	$0	$0	$0	$0	$0	$0
1,627,678	2.9 Experience Period Member Months	1,627,678	24,424	18,764	85,395	204,997	61,685	3,272	1,882	95,299	0	0	0	0	0	0	0
	2.10 Current Enrollment	137,557	2,709	5,322	6,886	11,903	5,303	414	93	6,462	1,760	3,556	242	924	458	440	28
	2.11 Current Premium PMPM	$543.51	$676.94	$716.90	$713.09	$680.41	$523.66	$545.88	$269.65	$529.53	$574.28	$813.11	$627.31	$830.86	$678.60	$906.78	$708.07
	2.12 Loss Ratio	78.61%	98.42%	104.53%	102.41%	101.43%	76.15%	135.28%	44.70%	66.16%	#DIV/0!	#DIV/0!	#DIV/0!	#DIV/0!	#DIV/0!	#DIV/0!	#DIV/0!
	Per Member Per Month																
	2.13 Allowed Claims	$472.91	$713.13	$829.47	$745.25	$714.94	$429.88	$1,141.08	$178.06	$429.49	#DIV/0!	#DIV/0!	#DIV/0!	#DIV/0!	#DIV/0!	#DIV/0!	#DIV/0!
	2.14 Reinsurance	$0.00	$0.00	$0.00	$0.00	$0.00	$0.00	$0.00	$0.00	$0.00	#DIV/0!	#DIV/0!	#DIV/0!	#DIV/0!	#DIV/0!	#DIV/0!	#DIV/0!
	2.15 Member Cost Sharing	$86.60	$76.96	$108.94	$71.15	$111.19	$115.40	$160.87	$95.34	$130.17	#DIV/0!	#DIV/0!	#DIV/0!	#DIV/0!	#DIV/0!	#DIV/0!	#DIV/0!
	2.16 Cost Sharing Reduction	$0.00	$0.00	$0.00	$0.00	$0.00	$0.00	$0.00	$0.00	$0.00	#DIV/0!	#DIV/0!	#DIV/0!	#DIV/0!	#DIV/0!	#DIV/0!	#DIV/0!
	2.17 Incurred Claims	$386.31	$636.17	$720.53	$674.10	$603.75	$314.48	$980.22	$82.72	$299.32	#DIV/0!	#DIV/0!	#DIV/0!	#DIV/0!	#DIV/0!	#DIV/0!	#DIV/0!
	2.18 Risk Adjustment Transfer Amount	-$26.11	-$26.11	-$26.11	-$26.11	-$26.11	-$26.11	-$26.11	-$26.11	-$26.11	#DIV/0!	#DIV/0!	#DIV/0!	#DIV/0!	#DIV/0!	#DIV/0!	#DIV/0!
	2.19 Premium	$517.56	$672.51	$715.38	$684.36	$621.33	$439.11	$750.68	$211.14	$478.54	#DIV/0!	#DIV/0!	#DIV/0!	#DIV/0!	#DIV/0!	#DIV/0!	#DIV/0!

Section III: Plan Adjustment Factors

3.1 Plan ID (Standard Component ID)		16322PA0040006	16322PA0040007	16322PA0040008	16322PA0040010	16322PA0040024	16322PA0040025	16322PA0040026	16322PA0040037	16322PA0040039	16322PA0040040	16322PA0040041	16322PA0040042	16322PA0040043	16322PA0040044	16322PA0040045
3.2 Market Adjusted Index Rate																
3.3 AV and Cost Sharing Design of Plan		0.8376	0.8321	0.8335	0.8715	0.6016	0.6736	0.5757	0.6991	0.6016	0.8335	0.6991	0.8715	0.6016	0.8335	0.6991
3.4 Provider Network Adjustment		1.1463	1.1463	1.1463	1.1463	1.1463	1.1463	1.1463	1.1463	1.1463	1.1463	1.1463	1.1463	1.1060	1.1060	1.1060
3.5 Benefits in Addition to EHB		1.0021	1.0021	1.0021	1.0021	1.0021	1.0021	1.0021	1.0021	1.0021	1.0021	1.0021	1.0021	1.0021	1.0021	1.0021
Administrative Costs																
3.6 Administrative Expense		9.59%	9.59%	9.59%	9.59%	9.59%	9.59%	9.59%	9.59%	9.59%	9.59%	9.59%	9.59%	9.59%	9.59%	9.59%
3.7 Taxes and Fees		2.45%	2.45%	2.45%	2.45%	2.45%	2.45%	2.45%	2.45%	2.45%	2.45%	2.45%	2.45%	2.45%	2.45%	2.45%
3.8 Profit & Risk Load		2.00%	2.00%	2.00%	2.00%	2.00%	2.00%	2.00%	2.00%	2.00%	2.00%	2.00%	2.00%	2.00%	2.00%	2.00%
3.9 Catastrophic Adjustment		1.0000	1.0000	1.0000	1.0000	1.0000	1.0000	1.0000	1.0000	1.0000	1.0000	1.0000	1.0000	1.0000	1.0000	1.0000
3.10 **Plan Adjusted Index Rate**		$684.56	$680.06	$681.21	$712.26	$491.68	$550.52	$470.51	$571.36	$491.68	$681.21	$571.36	$712.26	$474.39	$657.26	$551.28
3.11 Age Calibration Factor	0.5365															
3.12 Geographic Calibration Factor	1.0008															
3.13 Tobacco Calibration Factor	0.9978															
3.14 **Calibrated Plan Adjusted Index Rate**		$366.75	$364.34	$364.95	$381.59	$263.42	$294.94	$252.07	$306.11	$263.42	$364.95	$306.11	$381.59	$254.15	$352.12	$295.34

Section IV: Projected Plan Level Information

4.1 Plan ID (Standard Component ID)	Total	16322PA0040006	16322PA0040007	16322PA0040008	16322PA0040010	16322PA0040024	16322PA0040025	16322PA0040026	16322PA0040037	16322PA0040039	16322PA0040040	16322PA0040041	16322PA0040042	16322PA0040043	16322PA0040044	16322PA0040045
4.2 Allowed Claims	$929,348,428	$20,318,066	$39,794,091	$51,451,384	$98,828,309	$41,880,142	$3,212,256	$865,729	$48,291,095	$13,988,766	$26,631,190	$1,930,252	$7,801,586	$3,607,476	$3,286,149	$323,401
4.3 Reinsurance	$0	$0	$0	$0	$0	$0	$0	$0	$0	$0	$0	$0	$0	$0	$0	$0
4.4 Member Cost Sharing	$265,277,993	$5,572,963	$11,106,372	$14,296,967	$18,327,557	$17,076,527	$962,551	$375,121	$13,188,798	$5,703,886	$7,400,097	$527,172	$1,446,792	$1,470,940	$913,133	$88,324
4.5 Cost Sharing Reduction	$0	$0	$0	$0	$0	$0	$0	$0	$0	$0	$0	$0	$0	$0	$0	$0
4.6 Incurred Claims	$664,070,435	$14,745,102	$28,687,719	$37,154,417	$80,500,752	$24,803,615	$2,249,705	$490,608	$35,102,297	$8,284,881	$19,231,093	$1,403,081	$6,354,794	$2,136,537	$2,373,016	$235,077
4.7 Risk Adjustment Transfer Amount	-$43,097,973	-$854,074	-$1,672,753	-$2,162,770	-$3,734,646	-$1,666,800	-$135,028	-$34,455	-$2,029,926	-$556,743	-$1,119,448	-$81,139	-$294,816	-$148,814	-$143,174	-$14,090
4.8 Premium	$904,471,117	$22,394,925	$43,571,032	$56,430,289	$101,887,408	$31,393,198	$2,847,385	$620,948	$44,427,934	$10,485,927	$29,208,267	$1,775,837	$8,043,074	$2,704,151	$3,604,147	$297,530
4.9 Projected Member Months	1,650,696	32,712	64,068	82,836	143,040	63,840	5,172	1,320	77,748	21,324	42,876	3,108	11,292	5,700	5,484	540
4.10 Loss Ratio	77.09%	68.45%	68.47%	68.47%	82.02%	83.44%	82.94%	83.65%	82.79%	83.44%	68.47%	82.79%	82.02%	83.61%	68.56%	82.94%
Per Member Per Month																
4.11 Allowed Claims	$563.00	$621.12	$621.12	$621.12	$690.91	$656.02	$621.09	$655.86	$621.12	$656.01	$621.12	$621.06	$690.90	$632.89	$599.22	$598.89
4.12 Reinsurance	$0.00	$0.00	$0.00	$0.00	$0.00	$0.00	$0.00	$0.00	$0.00	$0.00	$0.00	$0.00	$0.00	$0.00	$0.00	$0.00
4.13 Member Cost Sharing	$160.71	$170.36	$173.35	$172.59	$128.13	$267.49	$186.11	$284.18	$169.64	$267.49	$172.59	$169.62	$128.13	$258.06	$166.51	$163.56
4.14 Cost Sharing Reduction	$0.00	$0.00	$0.00	$0.00	$0.00	$0.00	$0.00	$0.00	$0.00	$0.00	$0.00	$0.00	$0.00	$0.00	$0.00	$0.00
4.15 Incurred Claims	$402.30	$450.76	$447.77	$448.53	$562.78	$388.53	$434.98	$371.67	$451.49	$388.52	$448.53	$451.44	$562.77	$374.83	$432.72	$435.33
4.16 Risk Adjustment Transfer Amount	-$26.11	-$26.11	-$26.11	-$26.11	-$26.11	-$26.11	-$26.11	-$26.10	-$26.11	-$26.11	-$26.11	-$26.11	-$26.11	-$26.11	-$26.11	-$26.09
4.17 Premium	$547.93	$684.61	$680.07	$681.23	$712.30	$491.75	$550.54	$470.41	$571.44	$491.74	$681.23	$571.38	$712.28	$474.41	$657.21	$550.98

tton or Ctrl + Shift + P.
Ctrl + Shift + L.

Tower UPMC Advantage Gold $900/$25 - Premium Network	UPMC Advantage Platinum $250/$20 - Premium Network	UPMC Advantage Silver $3,500/$30 - Premium Network	UPMC Advantage Gold $1,400/$20 - Premium Network	UPMC Advantage Inside Advantage for Individuals Bronze $6,950/$35 - Premium Network	UPMC Advantage Inside Advantage for Individuals Silver HSA $2,700/20% - Premium Network	UPMC Advantage Inside Advantage for Individuals Silver $1,750/$50 - Premium Network	UPMC Advantage Inside Advantage for Individuals Silver $3,500/$25 - Premium Network	UPMC Advantage Inside Advantage for Individuals Silver $0/$50 - Premium Network	UPMC Advantage Inside Advantage for Individuals Gold $800/$20 - Premium Network	UPMC Advantage Inside Advantage for Individuals Platinum $250/$20 - Premium Network	UPMC Advantage Inside Advantage for Individuals Silver $1,800/$50 - Premium Network	UPMC Advantage Silver $0/$85 - Select Network	UPMC Advantage Silver $2,000/$80 - Select Network	UPMC Advantage Silver $3,500/$25 - Select Network	UPMC Advantage Gold $900/$25 - Select Network	UPMC Advantage Bronze $7,400/$50 - Partner Network	UPMC Advantage Bronze $7,400/$50 - Select Network	UPMC Advantage Silver $0/$85 - Partner Network	UPMC Advantage Silver $2,000/$80 - Partner Network
16322PA0040046	16322PA0040012	16322PA0040027	16322PA0040028	16322PA0040029	16322PA0040030	16322PA0040031	16322PA0040032	16322PA0040033	16322PA0040034	16322PA0040035	16322PA0040038	16322PA0050029	16322PA0050030	16322PA0050031	16322PA0050033	16322PA0050100	16322PA0050101	16322PA0050102	16322PA0050103
Gold	Platinum	Silver	Gold	Bronze	Silver	Silver	Silver	Silver	Gold	Platinum	Silver	Silver	Silver	Silver	Gold	Bronze	Bronze	Silver	Silver
0.820	0.912	0.718	0.806	0.609	0.713	0.714	0.714	0.702	0.815	0.909	0.714	0.716	0.716	0.715	0.82	0.62	0.62	0.716	0.716
Renewing	Terminated	Terminated	Terminated	Terminated	Terminated	Terminated	Terminated	Terminated	Terminated	Terminated	Terminated	Renewing	Renewing	Renewing	Renewing	Renewing	Renewing	Renewing	Renewing
PPO	PPO	PPO	PPO	PPO	PPO	PPO	PPO	PPO	PPO	PPO	PPO	EPO	EPO	EPO	EPO	EPO	EPO	EPO	EPO
Yes	No	No	No	No	No	No	No	No	No	No	No	Yes	Yes	Yes	Yes	Yes	Yes	Yes	Yes
1/1/2020	1/1/2020	1/1/2020	1/1/2020	1/1/2020	1/1/2020	1/1/2020	1/1/2020	1/1/2020	1/1/2020	1/1/2020	1/1/2020	1/1/2020	1/1/2020	1/1/2020	1/1/2020	1/1/2020	1/1/2020	1/1/2020	1/1/2020
-3.67%	-42.39%	0.00%	0.00%	0.00%	0.00%	0.00%	0.00%	0.00%	0.00%	0.00%	0.00%	2.67%	2.23%	4.27%	0.98%	-3.69%	-3.69%	2.67%	2.23%
1.97%																			

16322PA0040046	16322PA0040012	16322PA0040027	16322PA0040028	16322PA0040029	16322PA0040030	16322PA0040031	16322PA0040032	16322PA0040033	16322PA0040034	16322PA0040035	16322PA0040038	16322PA0050029	16322PA0050030	16322PA0050031	16322PA0050033	16322PA0050100	16322PA0050101	16322PA0050102	16322PA0050103
$0	$12,303,721	$16,815,517	$4,015,447	$663,059	$852,936	$1,354,157	$4,809,863	$843,455	$6,658,756	$128,155	$2,464,813	$10,046,977	$6,436,110	$30,899,235	$68,125,237	$14,040,426	$9,545,638	$15,438,207	$11,572,988
$0	$0	$0	$0	$0	$0	$0	$0	$0	$0	$0	$0	$0	$0	$0	$0	$0	$0	$0	$0
$0	$557,881	$2,410,348	$975,126	$337,832	$82,960	$181,550	$506,098	$105,680	$859,474	$5,822	$579,648	$1,262,879	$1,167,369	$3,827,457	$12,600,218	$6,714,447	$4,487,120	$2,060,750	$1,884,002
$0	$0	$0	$0	$0	$0	$0	$0	$0	$0	$0	$0	$0	$0	$0	$0	$0	$0	$0	$0
$0	$11,745,840	$14,405,169	$3,040,321	$325,227	$769,977	$1,172,606	$4,303,764	$737,776	$5,799,281	$122,333	$1,885,164	$8,784,098	$5,268,741	$27,071,778	$55,525,019	$7,325,979	$5,058,517	$13,377,457	$9,688,986
$0	-$121,288	-$623,356	-$201,120	-$79,701	-$22,190	-$45,241	-$170,367	-$49,314	-$204,618	-$1,253	-$113,430	-$599,156	-$394,459	-$1,762,328	-$3,728,830	-$2,287,369	-$1,411,387	-$1,034,445	-$691,048
$0	$4,214,168	$16,371,543	$5,207,817	$1,338,840	$646,416	$1,330,011	$4,595,858	$1,299,503	$5,279,014	$42,627	$2,088,269	$12,584,636	$8,916,466	$37,538,903	$72,260,099	$28,643,228	$18,947,465	$20,359,969	$14,712,440
0	4,646	23,878	7,704	3,053	850	1,733	6,526	1,889	7,838	48	4,345	22,951	15,110	67,507	142,835	87,619	54,064	39,625	26,471
124	324	0	0	0	0	0	0	0	0	0	0	3,153	1,947	7,703	10,032	8,507	5,495	5,461	2,841
$883.43	$983.97	$0.00	$0.00	$0.00	$0.00	$0.00	$0.00	$0.00	$0.00	$0.00	$0.00	$515.08	$560.08	$536.81	$534.08	$359.44	$386.96	$481.14	$518.83
#DIV/0!	286.98%	91.47%	60.73%	25.83%	123.35%	91.27%	97.25%	59.01%	114.29%	295.67%	95.46%	73.29%	61.83%	75.67%	81.02%	27.80%	28.85%	69.22%	69.10%
#DIV/0!	$2,648.24	$704.23	$521.22	$217.18	$1,003.45	$781.39	$737.03	$446.51	$849.55	$2,669.89	$567.28	$437.76	$425.95	$457.72	$476.95	$160.24	$176.56	$389.61	$437.19
#DIV/0!	$0.00	$0.00	$0.00	$0.00	$0.00	$0.00	$0.00	$0.00	$0.00	$0.00	$0.00	$0.00	$0.00	$0.00	$0.00	$0.00	$0.00	$0.00	$0.00
#DIV/0!	$120.08	$100.94	$126.57	$110.66	$97.60	$104.76	$77.55	$55.94	$109.65	$121.28	$133.41	$55.02	$77.26	$56.70	$88.22	$76.63	$83.00	$52.01	$71.17
#DIV/0!	$0.00	$0.00	$0.00	$0.00	$0.00	$0.00	$0.00	$0.00	$0.00	$0.00	$0.00	$0.00	$0.00	$0.00	$0.00	$0.00	$0.00	$0.00	$0.00
#DIV/0!	$2,528.16	$603.28	$394.64	$106.53	$905.85	$676.63	$659.48	$390.56	$739.89	$2,548.60	$433.87	$382.73	$348.69	$401.02	$388.74	$83.61	$93.57	$337.60	$366.02
#DIV/0!	-$26.11	-$26.11	-$26.11	-$26.11	-$26.11	-$26.11	-$26.11	-$26.11	-$26.11	-$26.11	-$26.11	-$26.11	-$26.11	-$26.11	-$26.11	-$26.11	-$26.11	-$26.11	-$26.11
#DIV/0!	$907.05	$685.63	$675.99	$438.53	$760.49	$767.46	$704.24	$687.93	$673.52	$888.07	$480.61	$548.33	$590.10	$556.07	$505.90	$326.91	$350.46	$513.82	$555.79

16322PA0040046	16322PA0040012	16322PA0040027	16322PA0040028	16322PA0040029	16322PA0040030	16322PA0040031	16322PA0040032	16322PA0040033	16322PA0040034	16322PA0040035	16322PA0040038	16322PA0050029	16322PA0050030	16322PA0050031	16322PA0050033	16322PA0050100	16322PA0050101	16322PA0050102	16322PA0050103
											$611.59								
0.8715	0.8715	0.0000	0.0000	0.0000	0.0000	0.0000	0.0000	0.0000	0.0000	0.0000	0.0000	0.8133	0.8104	0.8129	0.8489	0.5833	0.5833	0.8133	0.8104
1.1060	1.1463	0.0000	0.0000	0.0000	0.0000	0.0000	0.0000	0.0000	0.0000	0.0000	0.0000	0.9446	0.9446	0.9446	0.9446	0.8941	0.9446	0.8941	0.8941
1.0021	1.0021	0.0000	0.0000	0.0000	0.0000	0.0000	0.0000	0.0000	0.0000	0.0000	0.0000	1.0021	1.0021	1.0021	1.0021	1.0021	1.0021	1.0021	1.0021
9.59%	9.59%	0.00%	0.00%	0.00%	0.00%	0.00%	0.00%	0.00%	0.00%	0.00%	0.00%	9.59%	9.59%	9.59%	9.59%	9.59%	9.59%	9.59%	9.59%
2.45%	2.45%	0.00%	0.00%	0.00%	0.00%	0.00%	0.00%	0.00%	0.00%	0.00%	0.00%	2.45%	2.45%	2.45%	2.45%	2.45%	2.45%	2.45%	2.45%
2.00%	2.00%	0.00%	0.00%	0.00%	0.00%	0.00%	0.00%	0.00%	0.00%	0.00%	0.00%	2.00%	2.00%	2.00%	2.00%	2.00%	2.00%	2.00%	2.00%
1.0000	1.0000	0.0000	0.0000	0.0000	0.0000	0.0000	0.0000	0.0000	0.0000	0.0000	0.0000	1.0000	1.0000	1.0000	1.0000	1.0000	1.0000	1.0000	1.0000
$687.22	$712.26	$0.00	$0.00	$0.00	$0.00	$0.00	$0.00	$0.00	$0.00	$0.00	$0.00	$547.74	$545.78	$547.47	$571.71	$371.84	$392.84	$518.45	$516.61
											0.5365								
											1.0008								
											0.9978								
$368.18	$381.59	$0.00	$0.00	$0.00	$0.00	$0.00	$0.00	$0.00	$0.00	$0.00	$0.00	$293.45	$292.40	$293.31	$306.29	$199.21	$210.46	$277.76	$276.77

16322PA0040046	16322PA0040012	16322PA0040027	16322PA0040028	16322PA0040029	16322PA0040030	16322PA0040031	16322PA0040032	16322PA0040033	16322PA0040034	16322PA0040035	16322PA0040038	16322PA0050029	16322PA0050030	16322PA0050031	16322PA0050033	16322PA0050100	16322PA0050101	16322PA0050102	16322PA0050103
$1,127,655	$0	$0	$0	$0	$0	$0	$0	$0	$0	$0	$0	$19,468,791	$12,061,987	$47,413,199	$68,651,551	$52,339,467	$35,754,309	$31,847,053	$16,615,271
$0	$0	$0	$0	$0	$0	$0	$0	$0	$0	$0	$0	$0	$0	$0	$0	$0	$0	$0	$0
$209,122	$0	$0	$0	$0	$0	$0	$0	$0	$0	$0	$0	$5,749,509	$3,593,079	$14,018,440	$14,180,092	$22,286,203	$15,224,224	$9,405,048	$4,949,432
$0	$0	$0	$0	$0	$0	$0	$0	$0	$0	$0	$0	$0	$0	$0	$0	$0	$0	$0	$0
$918,533	$0	$0	$0	$0	$0	$0	$0	$0	$0	$0	$0	$13,719,282	$8,468,908	$33,394,759	$54,471,458	$30,053,264	$20,530,084	$22,442,005	$11,665,839
-$44,168	$0	$0	$0	$0	$0	$0	$0	$0	$0	$0	$0	-$993,184	-$615,332	-$2,418,744	-$3,148,443	-$2,670,645	-$1,726,956	-$1,716,303	-$895,431
$1,162,560	$0	$0	$0	$0	$0	$0	$0	$0	$0	$0	$0	$20,836,905	$12,862,614	$50,720,104	$68,942,905	$38,037,523	$25,984,317	$34,085,015	$17,718,127
1,692	0	0	0	0	0	0	0	0	0	0	0	38,040	23,568	92,640	120,588	102,288	66,144	65,736	34,296
82.13%	#DIV/0!	#DIV/0!	#DIV/0!	#DIV/0!	#DIV/0!	#DIV/0!	#DIV/0!	#DIV/0!	#DIV/0!	#DIV/0!	#DIV/0!	69.14%	69.15%	69.14%	82.79%	84.98%	84.63%	69.33%	69.35%
$666.46	#DIV/0!	#DIV/0!	#DIV/0!	#DIV/0!	#DIV/0!	#DIV/0!	#DIV/0!	#DIV/0!	#DIV/0!	#DIV/0!	#DIV/0!	$511.80	$511.80	$511.80	$569.31	$511.69	$540.55	$484.47	$484.47
$0.00	#DIV/0!	#DIV/0!	#DIV/0!	#DIV/0!	#DIV/0!	#DIV/0!	#DIV/0!	#DIV/0!	#DIV/0!	#DIV/0!	#DIV/0!	$0.00	$0.00	$0.00	$0.00	$0.00	$0.00	$0.00	$0.00
$123.59	#DIV/0!	#DIV/0!	#DIV/0!	#DIV/0!	#DIV/0!	#DIV/0!	#DIV/0!	#DIV/0!	#DIV/0!	#DIV/0!	#DIV/0!	$151.14	$152.46	$151.32	$117.59	$217.88	$230.17	$143.07	$144.32
$0.00	#DIV/0!	#DIV/0!	#DIV/0!	#DIV/0!	#DIV/0!	#DIV/0!	#DIV/0!	#DIV/0!	#DIV/0!	#DIV/0!	#DIV/0!	$0.00	$0.00	$0.00	$0.00	$0.00	$0.00	$0.00	$0.00
$542.87	#DIV/0!	#DIV/0!	#DIV/0!	#DIV/0!	#DIV/0!	#DIV/0!	#DIV/0!	#DIV/0!	#DIV/0!	#DIV/0!	#DIV/0!	$360.65	$359.34	$360.48	$451.72	$293.81	$310.38	$341.40	$340.15
-$26.10	#DIV/0!	#DIV/0!	#DIV/0!	#DIV/0!	#DIV/0!	#DIV/0!	#DIV/0!	#DIV/0!	#DIV/0!	#DIV/0!	#DIV/0!	-$26.11	-$26.11	-$26.11	-$26.11	-$26.11	-$26.11	-$26.11	-$26.11
$687.09	#DIV/0!	#DIV/0!	#DIV/0!	#DIV/0!	#DIV/0!	#DIV/0!	#DIV/0!	#DIV/0!	#DIV/0!	#DIV/0!	#DIV/0!	$547.76	$545.77	$547.50	$571.72	$371.87	$392.84	$518.51	$516.62

Individual EPO																		
16322PA005																		
UPMC Advantage Silver $3,500/$25 - Partner Network	UPMC Advantage Silver HSA $2,800/20% - Partner Network	UPMC Advantage Gold $900/$25 - Partner Network	UPMC Advantage Silver HSA $2,800/20% - Select Network	UPMC Advantage Catastrophic $8,150/$0 - Partner Network	UPMC Advantage Catastrophic $8,150/$0 - Select Network	Tower UPMC Advantage Silver $3,500/$25 - Tower Network	Tower UPMC Advantage Gold $900/$25 - Tower Network	Tower UPMC Advantage Bronze $7,400/$50 - Tower Network	UPMC Advantage Silver $2,300/$60 - Select Network	UPMC Advantage Silver $2,300/$60 - Partner Network	Tower UPMC Advantage Silver $2,300/$60 - Tower Network	UPMC Advantage Platinum $250/$20 - Select Network	UPMC Advantage Platinum $250/$20 - Partner Network	UPMC Advantage Silver $3,500/$30 - Select Network	UPMC Advantage Silver $3,500/$30 - Partner Network	UPMC Advantage Gold $1,400/$20 - Select Network	UPMC Advantage Gold $1,400$20 - Partner Network	Tower UPMC Advantage Silver $3,550/$25 – Tower Network
16322PA0050104	16322PA0050105	16322PA0050106	16322PA0050108	16322PA0050111	16322PA0050112	16322PA0050117	16322PA0050118	16322PA0050119	16322PA0050120	16322PA0050121	16322PA0050123	16322PA0050035	16322PA0050107	16322PA0050113	16322PA0050114	16322PA0050115	16322PA0050116	16322PA0050122
Silver	Silver	Gold	Silver	Catastrophic	Catastrophic	Silver	Gold	Bronze	Silver	Silver	Silver	Platinum	Platinum	Silver	Silver	Gold	Gold	Silver
0.715	0.716	0.82	0.716	0.612	0.612	0.715	0.82	0.62	0.716	0.716	0.716	0.912	0.912	0.718	0.718	0.806	0.806	0.719
Renewing	Renewing	Renewing	Renewing	Renewing	Renewing	Renewing	Renewing	Renewing	Renewing	Renewing	Renewing	Terminated	Terminated	Terminated	Terminated	Terminated	Terminated	Terminated
EPO	EPO	EPO	EPO	EPO	EPO	EPO	EPO	EPO	EPO	EPO	EPO	EPO	EPO	EPO	EPO	EPO	EPO	EPO
Yes	No	Yes	No	Yes	Yes	Yes	Yes	Yes	No	No	No	No	No	No	No	No	No	No
1/1/2020	1/1/2020	1/1/2020	1/1/2020	1/1/2020	1/1/2020	1/1/2020	1/1/2020	1/1/2020	1/1/2020	1/1/2020	1/1/2020	1/1/2020	1/1/2020	1/1/2020	1/1/2020	1/1/2020	1/1/2020	1/1/2020
4.27%	-0.45%	0.98%	-0.45%	-2.90%	-2.90%	4.27%	0.98%	-3.69%	4.54%	4.54%	4.54%	-42.50%	-42.50%	0.00%	0.00%	0.00%	0.00%	0.00%
					1.98%													

16322PA0050104	16322PA0050105	16322PA0050106	16322PA0050108	16322PA0050111	16322PA0050112	16322PA0050117	16322PA0050118	16322PA0050119	16322PA0050120	16322PA0050121	16322PA0050123	16322PA0050035	16322PA0050107	16322PA0050113	16322PA0050114	16322PA0050115	16322PA0050116	16322PA0050122
$51,253,386	$2,150,714	$81,274,611	$1,207,205	$414,899	$357,691	$10,216,044	$12,764,251	$1,820,908	$24,632,499	$24,504,975	$0	$2,826,984	$3,969,787	$10,088,232	$2,852,166	$3,089,444	$3,748,172	$860,608
$0	$0	$0	$0	$0	$0	$0	$0	$0	$0	$0	$0	$0	$0	$0	$0	$0	$0	$0
$6,127,222	$344,844	$15,143,236	$233,073	$256,530	$121,643	$946,228	$1,856,269	$718,210	$8,373,468	$8,760,788	$0	$282,276	$134,200	$1,692,433	$467,668	$751,688	$963,082	$160,704
$0	$0	$0	$0	$0	$0	$0	$0	$0	$0	$0	$0	$0	$0	$0	$0	$0	$0	$0
$45,126,164	$1,805,870	$66,131,376	$974,132	$158,369	$236,048	$9,269,816	$10,907,982	$1,102,698	$16,259,031	$15,744,186	$0	$2,544,709	$3,835,586	$8,395,799	$2,384,498	$2,337,757	$2,785,089	$699,903
-$3,149,202	-$94,634	-$4,793,166	-$65,526	-$128,441	-$65,578	-$457,897	-$524,780	-$153,163	-$2,396,439	-$2,715,531	$0	-$42,004	-$46,912	-$603,202	-$199,188	-$200,441	-$341,021	-$32,763
$62,572,260	$2,015,140	$88,715,352	$1,409,019	$836,063	$445,352	$14,644,142	$17,225,596	$3,268,793	$35,168,758	$37,225,131	$0	$1,198,098	$1,246,524	$12,903,792	$4,157,119	$4,292,060	$6,551,821	$959,568
120,632	3,625	183,605	2,510	4,920	2,512	17,540	20,102	5,867	91,797	104,020	0	1,609	1,797	23,106	7,630	7,678	13,063	1,255
11,910	533	12,586	446	328	138	2,356	936	865	6,939	8,024	122	133	154	0	0	0	0	0
$502.43	$371.37	$503.09	$379.53	$200.76	$209.17	$814.98	$925.35	$576.12	$405.20	$374.12	$721.82	$790.93	$736.49	$0.00	$0.00	$0.00	$0.00	$0.00
75.94%	94.03%	78.80%	72.51%	22.38%	62.15%	65.34%	65.31%	35.39%	49.61%	45.62%	#DIV/0!	220.11%	319.74%	68.26%	60.25%	57.14%	44.84%	75.52%

$424.87	$593.30	$442.66	$480.96	$84.33	$142.39	$582.44	$634.97	$310.36	$268.34	$235.58	#DIV/0!	$1,756.98	$2,209.12	$436.61	$373.81	$402.38	$286.93	$685.74
$0.00	$0.00	$0.00	$0.00	$0.00	$0.00	$0.00	$0.00	$0.00	$0.00	$0.00	#DIV/0!	$0.00	$0.00	$0.00	$0.00	$0.00	$0.00	$0.00
$50.79	$95.13	$82.48	$92.86	$52.14	$48.42	$53.95	$92.34	$122.42	$91.22	$84.22	#DIV/0!	$175.44	$74.68	$73.25	$61.29	$97.90	$73.73	$128.05
$0.00	$0.00	$0.00	$0.00	$0.00	$0.00	$0.00	$0.00	$0.00	$0.00	$0.00	#DIV/0!	$0.00	$0.00	$0.00	$0.00	$0.00	$0.00	$0.00
$374.08	$498.17	$360.18	$388.10	$32.19	$93.97	$528.50	$542.63	$187.95	$177.12	$151.36	#DIV/0!	$1,581.55	$2,134.44	$363.36	$312.52	$304.47	$213.20	$557.69
-$26.11	-$26.11	-$26.11	-$26.11	-$26.11	-$26.11	-$26.11	-$26.11	-$26.11	-$26.11	-$26.11	#DIV/0!	-$26.11	-$26.11	-$26.11	-$26.11	-$26.11	-$26.11	-$26.11
$518.70	$555.90	$483.19	$561.36	$169.93	$177.29	$834.90	$856.91	$557.15	$383.11	$357.87	#DIV/0!	$744.62	$693.67	$558.46	$544.84	$559.01	$501.56	$764.60

16322PA0050104	16322PA0050105	16322PA0050106	16322PA0050108	16322PA0050111	16322PA0050112	16322PA0050117	16322PA0050118	16322PA0050119	16322PA0050120	16322PA0050121	16322PA0050123	16322PA0050035	16322PA0050107	16322PA0050113	16322PA0050114	16322PA0050115	16322PA0050116	16322PA0050122
0.8129	0.6556	0.8489	0.6556	0.5578	0.5578	0.8129	0.8489	0.5833	0.6741	0.6741	0.6741	0.8489	0.8489	0.0000	0.0000	0.0000	0.0000	0.0000
0.8941	0.8941	0.8941	0.9446	0.8941	0.9446	1.1060	1.1060	1.1060	0.9446	0.8941	1.1060	0.9446	0.8941	0.0000	0.0000	0.0000	0.0000	0.0000
1.0021	1.0021	1.0021	1.0021	1.0021	1.0021	1.0021	1.0021	1.0021	1.0021	1.0021	1.0021	1.0021	1.0021	0.0000	0.0000	0.0000	0.0000	0.0000
9.59%	9.59%	9.59%	9.59%	9.59%	9.59%	9.59%	9.59%	9.59%	9.59%	9.59%	9.59%	9.59%	9.59%	0.00%	0.00%	0.00%	0.00%	0.00%
2.45%	2.45%	2.45%	2.45%	2.45%	2.45%	2.45%	2.45%	2.45%	2.45%	2.45%	2.45%	2.45%	2.45%	0.00%	0.00%	0.00%	0.00%	0.00%
2.00%	2.00%	2.00%	2.00%	2.00%	2.00%	2.00%	2.00%	2.00%	2.00%	2.00%	2.00%	2.00%	2.00%	0.00%	0.00%	0.00%	0.00%	0.00%
1.0000	1.0000	1.0000	1.0000	1.0000	1.0000	1.0000	1.0000	1.0000	1.0000	1.0000	1.0000	1.0000	1.0000	0.0000	0.0000	0.0000	0.0000	0.0000
$518.20	$417.93	$541.15	$441.53	$355.58	$375.66	$641.01	$669.40	$459.96	$453.99	$429.72	$531.56	$571.71	$541.15	$0.00	$0.00	$0.00	$0.00	$0.00
$277.62	$223.90	$289.92	$236.55	$190.50	$201.26	$343.42	$358.63	$246.42	$243.22	$230.22	$284.78	$306.29	$289.92	$0.00	$0.00	$0.00	$0.00	$0.00

16322PA0050104	16322PA0050105	16322PA0050106	16322PA0050108	16322PA0050111	16322PA0050112	16322PA0050117	16322PA0050118	16322PA0050119	16322PA0050120	16322PA0050121	16322PA0050123	16322PA0050035	16322PA0050107	16322PA0050113	16322PA0050114	16322PA0050115	16322PA0050116	16322PA0050122
$69,339,329	$3,197,350	$81,501,874	$2,843,403	$2,118,222	$1,005,253	$17,064,363	$7,622,946	$6,698,695	$42,720,995	$46,747,457	$999,368	$0	$0	$0	$0	$0	$0	$0
$0	$0	$0	$0	$0	$0	$0	$0	$0	$0	$0	$0	$0	$0	$0	$0	$0	$0	$0
$20,501,237	$1,017,957	$16,834,348	$905,269	$955,117	$453,274	$5,045,341	$1,574,532	$2,852,312	$12,781,312	$13,985,953	$298,992	$0	$0	$0	$0	$0	$0	$0
$0	$0	$0	$0	$0	$0	$0	$0	$0	$0	$0	$0	$0	$0	$0	$0	$0	$0	$0
$48,838,092	$2,179,393	$64,667,525	$1,938,134	$1,163,105	$551,979	$12,019,022	$6,048,414	$3,846,383	$29,939,683	$32,761,504	$700,376	$0	$0	$0	$0	$0	$0	$0
-$3,736,839	-$172,312	-$3,948,636	-$145,054	-$108,083	-$48,554	-$743,476	-$298,576	-$276,331	-$2,179,375	-$2,519,316	-$43,541	$0	$0	$0	$0	$0	$0	$0
$74,175,505	$2,758,393	$81,847,764	$2,453,039	$1,472,107	$698,624	$18,254,543	$7,655,298	$4,868,253	$37,893,767	$41,465,261	$886,445	$0	$0	$0	$0	$0	$0	$0
143,124	6,600	151,236	5,556	4,140	1,860	28,476	11,436	10,584	83,472	96,492	1,668	0	0	0	0	0	0	0
69.33%	84.27%	83.01%	83.98%	85.27%	84.91%	68.64%	82.22%	83.76%	83.83%	84.12%	83.09%	#DIV/0!	#DIV/0!	#DIV/0!	#DIV/0!	#DIV/0!	#DIV/0!	#DIV/0!
$484.47	$484.45	$538.91	$511.77	$511.65	$540.46	$599.25	$666.57	$632.91	$511.80	$484.47	$599.14	#DIV/0!	#DIV/0!	#DIV/0!	#DIV/0!	#DIV/0!	#DIV/0!	#DIV/0!
$0.00	$0.00	$0.00	$0.00	$0.00	$0.00	$0.00	$0.00	$0.00	$0.00	$0.00	$0.00	#DIV/0!	#DIV/0!	#DIV/0!	#DIV/0!	#DIV/0!	#DIV/0!	#DIV/0!
$143.24	$154.24	$111.31	$162.94	$230.70	$243.70	$177.18	$137.68	$269.49	$153.12	$144.94	$179.25	#DIV/0!	#DIV/0!	#DIV/0!	#DIV/0!	#DIV/0!	#DIV/0!	#DIV/0!
$0.00	$0.00	$0.00	$0.00	$0.00	$0.00	$0.00	$0.00	$0.00	$0.00	$0.00	$0.00	#DIV/0!	#DIV/0!	#DIV/0!	#DIV/0!	#DIV/0!	#DIV/0!	#DIV/0!
$341.23	$330.21	$427.59	$348.84	$280.94	$296.76	$422.08	$528.89	$363.41	$358.68	$339.53	$419.89	#DIV/0!	#DIV/0!	#DIV/0!	#DIV/0!	#DIV/0!	#DIV/0!	#DIV/0!
-$26.11	-$26.11	-$26.11	-$26.11	-$26.11	-$26.10	-$26.11	-$26.11	-$26.11	-$26.11	-$26.11	-$26.10	#DIV/0!	#DIV/0!	#DIV/0!	#DIV/0!	#DIV/0!	#DIV/0!	#DIV/0!
$518.26	$417.94	$541.19	$441.51	$355.58	$375.60	$641.05	$669.40	$459.96	$453.97	$429.73	$531.44	#DIV/0!	#DIV/0!	#DIV/0!	#DIV/0!	#DIV/0!	#DIV/0!	#DIV/0!

Rating Area Data Collection

Specify the total number of Rating Areas in your State by selecting the Create Rating Areas button or Ctrl + Shift + R.
Select only the Rating Areas you are offering plans within and add a factor for each area.
To validate, select the Validate button or Ctrl + Shift + I.
To finalize, select the Finalize button or Ctrl + Shift + F.

Rating Area	Rating Factor
Rating Area 1	0.9637
Rating Area 2	1.0566
Rating Area 3	1.2161
Rating Area 4	0.9637
Rating Area 5	0.9637
Rating Area 6	1.2980
Rating Area 7	1.3164
Rating Area 9	1.1526

RFJ Part II – Consumer Friendly Justification

Individual Exchange EPO/PPO Rate Filing

The rate change for UPMC Health Options Individual plans is 5.22% for 2020. Additional premium is needed to account for the higher cost and utilization of medical services each year. The proposed rate change also accounts for an increase in anticipated Risk Adjustment payable relative to the prior year and projected increases in taxes and fees for 2020.

Scope and Range of the Rate Increase

The number of individuals affected by this rate increase is 137,526. The proposed rate increase varies by plan due to various changes made to meet AV requirements on a plan-by-plan basis. The range of the proposed rate change is -40.33% to 8.50%.

Financial Experience of the Product

Premiums	$	842,415,260
Claims	$	670,631,775
Administrative expenses	$	85,525,274
Taxes & fees	$	21,579,781
Company made (after taxes)	**$**	**64,678,430**

Changes in Medical Service Costs

Cost and utilization increases are expected to increase by approximately 6.01% for 2020.

Changes in Benefits

No changes in benefits contributed significantly to the increase.

Administrative Costs and Anticipated Profits

No major changes in administrative costs are anticipated. A profit margin of 2% is anticipated for 2020.

RFJ Part III: Actuarial Memorandum

General Information

The purpose of this actuarial memorandum is to provide certain information related to a rate submission for the company identified below. The relevant index rate is developed in accordance with federal regulations, and plan specific premiums are generated using the allowable modifiers in accordance with the single risk pool rule.

The following section provides information related to the identification of the company that is submitting this rate filing. Much of this information is also displayed in Table 0 of the PA Actuarial Memorandum Exhibits.

Company Identifying Information:
Company Legal Name: UPMC Health Options, Inc.
NAIC #: 15345
State: PA
HIOS Issuer ID: 16322
Market: Individual
Exchange: On and Off Exchange
Products: PPO, EPO
Effective Date: 1/1/2020

Company Contact Information:
[This information redacted for publication.]

Filing Information:
Rate Filing SERFF Tracking #: UPMC-131924266
Form Filing SERFF Tracking #: UPMC-131919534, UPMC-131919539, UPMC-131919595, UPMC-131919597, UPMC-131923154, UPMC-131919990, UPMC-131919615, UPMC-131919931
Binder SERFF Tracking #: UPMC-PA20-125092217

Rate History:
Historical and proposed rate changes vary by plan due to various changes made to meet AV requirements on a plan-by-plan basis. The values listed below and overall proposed rate change for 2020 are weighted averages of the increase for each plan based on projected enrollment. Please see Table 10 of the PA Actuarial Memorandum Exhibits for a breakdown of plan-by-plan rate increases.

SERFF Tracking #	Year	Rate Change
UPMC-129389350	2014	0.0%
UPMC-129640677	2015	0.0%
UPMC-130071357	2016	9.7%
UPMC-130536844	2017	26.5%

UPMC-131034732	2018	41.2%
UPMC-131495924	2019	2.0%

Proposed Rate Increase(s)

Reasons for Rate Increase(s):
The proposed rate increase for PPO products in 2020 is 2.0%
The proposed rate increase for EPO products in 2020 is 2.0%

The major reasons for the increase include the following:

- Increase in anticipated Risk Adjustment payment relative to prior year
- Return of the Health Insurer Provider's Fee in 2020

Market Experience

Single Risk Pool

The single risk pool consists of members that are anticipated to enroll in ACA-compliant policies offered under the captioned market.

Experience Period Premium and Claims

Paid Through Date:
The reported claims during the experience period have a paid through date of March 2019.

Current Date:
Current enrollment and premium data is reported as of February 2019.

Premiums (net of MLR Rebate) in Experience Period:
Section I, worksheet 1 of the URRT contains calendar year 2018 premium for all non-grandfathered policies in the single risk pool for the captioned company and market. No adjustments were made for MLR rebates as we do not anticipate owing them. HHS cost-sharing is not included in the premium data. Please note that the earned premium is also listed in Table 2 of the PA Actuarial Memorandum Exhibits.

Allowed and Incurred Claims Incurred During the Experience Period:
Section I, worksheet 1 of the URRT contains calendar year 2018 claims experience for all non-grandfathered policies in the single risk pool for the captioned company and market, paid through March 2019. Allowed medical claims and pediatric vision claims are pulled directly from our data warehouse. Pediatric dental claims are administered and paid by Dominion Dental. We receive a separate report from Dominion with the claim detail. We used the standard Development/Completion Factor Method to calculate IBNR. Factors were calculated using our entire block of ACA-related Individual business and no unexpected factors were observed. Because three months run-out is available the impact of IBNR is minimal.

Month	Completion Factor
1/1/2018	1.0000
2/1/2018	1.0000
3/1/2018	0.9999
4/1/2018	0.9997
5/1/2018	0.9994
6/1/2018	0.9987
7/1/2018	0.9970
8/1/2018	0.9933
9/1/2018	0.9887
10/1/2018	0.9866
11/1/2018	0.9786
12/1/2018	0.9715

Benefit Categories

Medical claims are split into nine categories in our data warehouse. They are mapped into the categories in the URRT as follows:

UPMC Benefit Category	URRT Benefit Category
Inpatient	Inpatient Hospital
Catastrophic	Inpatient Hospital
Outpatient	Outpatient Hospital
Behavioral	Outpatient Hospital
PCP	Professional
Specialist	Professional
Diagnostic	Other Medical
ER	Other Medical
Other	Other Medical
Pediatric Dental	Other Medical
Pediatric Vision	Other Medical

Drug claims are in separate tables and directly mapped into the Prescription Drugs category.

Projection Factors

Trend Factors (cost/utilization):
The overall annual trend used in rate development is 6.01%. Historical allowed claims for our Individual block of ACA-compliant business were used to develop year over year trend factors for use in the projected rates. The large enrollment count and consistent makeup of this population make it appropriate for use in trend development for this filing. Service categories were defined to be consistent with the URRT instructions. Please see Tables 3 and 3b of the PA Actuarial Memorandum Exhibits for trend development calculations. Please note that the minor changes made to benefit designs in order to keep plan actuarial values within the allowed ranges were not significant enough to warrant an adjustment for induced demand with regard to trend, so the induced

demand column has been populated with zeroes in Tables 3 and 3b. Please see Exhibit 2 of the Supporting Exhibits for trend development. We believe that trends will be lower than what is implied by the historical data, which is why a value of 6.01% was used in rate development.

Adjustments to Trended EHB Allowed Claims PMPM

Changes in the Morbidity of the Population Insured:
Due to current uncertainty surrounding the market in 2020 due to the repeal of the Individual Mandate, it has been required by the Pennsylvania Insurance Department that an assumption for increased morbidity of the single risk pool be implemented for the projection period. A 6% increase in morbidity has been applied in the filing to account for this. No other morbidity adjustments have been applied to the index rate.

Changes in Benefits:
No changes were made to the PA EHB Benchmark plan for 2020, so no adjustments were necessary.

Changes in Demographics:
The average age for our 2018 experience period Individual risk pool was 44.4 with an average premium factor of 1.85. This is comparable to our 2019 experience so far with age 44.9 and premium factor 1.87. This change in factors is small enough that the insured population is considered to be stable, and no additional adjustment for demographics was deemed necessary.

Other Adjustments:
No other adjustments have been applied to the index rate.

Credibility Manual Rate Development

Source and Appropriateness of Manual Rate Used:
The manual rate was not used as the experience period provided 1,627,833 member months of data, which was deemed fully credible.

Adjustments Made to the Data:
No adjustments were necessary since the rate manual was not used for this filing.

Inclusion of Capitation Payments:
Pediatric dental benefits are projected to be paid for via capitation.

Credibility of Experience

Based on the large member month count of the experience period data, we believe the experience period data is credible enough to use 100%.

Establishing the Index Rate

For this filing, the Index Rate of the Experience Period is calculated from the captioned company's fully-credible experience period EHB claims data for the single risk pool, which is demonstrated in Table 2 of the PA Actuarial Memorandum Exhibits. The Index Rate of the Projection Period is then calculated in Table 5 by first applying two years of 6.01% annual trend to the Index Rate of Experience Period. The adjustments described in the Projection Factors section above were then applied to the trended manual rate to generate the Index Rate of the Projection Period. Please note that the Index Rate of Projection Period of $562.15 shown in Table 5 does not exactly match the corresponding value shown in section II, worksheet 1 of the URRT. This is due to rounding error that is introduced because of the rounding requirements in the newly re-formatted URRT. The value shown in Table 5 is representative of the actual index rate. Claims for routine foot care and acupuncture were not included in the calculation of the index rates despite being covered during the experience period since they are classified as non-EHBs.

Paid to Allowed Ratio

The Paid to Allowed Average Factor was calculated by taking the weighted average of the company-determined Actuarial Values for all plans using current membership as demonstrated in Table 10 of the PA Actuarial Memorandum Exhibits.

Development of the Market Adjusted Index Rate

The Projected Index Rate is adjusted by adding estimates for Risk Adjustment and Marketplace Fees (with impacts and costs spread across the whole risk pool) to obtain the projected Market Adjusted Index Rate. Derivation of the PMPM values used for the Risk Adjustment and Marketplace Fees adjustments are described above in the Projected Risk Adjustments PMPM and Taxes and Fees sections, respectively.

<u>Experience Period Risk Adjustment and Reinsurance Adjustments PMPM:</u>
Experience period Risk Adjustment was estimated to be a payment of $42,491,928 per suggestion from the Pennsylvania Insurance Department based on data accrued through April 2019, which translates to a PMPM of $26.10. Based on this estimate and past experience, we believe this value is a reasonable estimate until the actual values are released later this year. No data for the Transitional Reinsurance Program under PPACA has been included as this program expired at the end of 2016.

<u>Projected Risk Adjustments PMPM:</u>
The Projected Index Rate is adjusted by adding estimates for risk adjustment and marketplace fees (with impacts and costs spread across the whole risk pool) to obtain the Projected Market Adjusted Index Rate. Projection period Risk Adjustment PMPM has been estimated to be a payment of $26.11, which is displayed in Table 5. Please see Exhibit 1 of the Supporting Exhibits for the derivation of this value. The value entered in section II, worksheet 1 of the URRT was $33.97 since the calculation of the Marketed Adjusted Index Rate is done on an allowed claims basis in the URRT. The updated PMPM was derived by taking the original paid PMPM divided by the Paid to Allowed Average Factor. The net amount after accounting for the fee is subtracted from the Index Rate of the Projection Period as part of the calculation of the Market Adjusted Index Rate. For the URRT and Table 5 of the PA Actuarial Memorandum Rate Exhibits, it was entered as a negative number because the calculation subtracts this value. The effect is an increase in premium as additional revenue will be required to cover the anticipated payment.

Exchange User Fees:
The member-weighted average of a 3.0% Marketplace User Fee for Marketplace enrollees combined with 0% for non-Marketplace enrollees calculates to 2.2%. This load is developed based on fees from on-exchange policies, but is spread over all policies uniformly. This translates to a PMPM of $11.89, which was entered as a positive value in Table 5 since the calculation adds this value. The effect for this adjustment is an increase in premium as additional revenue will be required to cover the anticipated payment.

Non-Benefit Expenses and Profit & Risk

Administrative Expense Load:
Administrative costs of 9.59% of premium have been displayed in Table 6 and the URRT. This value has been derived from projected administrative costs for the projection period. These expenses are assumed to be uniform for all plan designs.

[This information redacted for publication.]

Profit & Risk Margin:
The projected profit margin for this company will remain at 2% for 2020. This value is listed in both Table 6 and the URRT. The same level of profit margin is expected for each plan included in this filing.

Taxes and Fees:
Taxes and Fees increased from 0% in 2019 to 2.45% in 2020 to account for the return of the Health Insurance Providers Fee in 2020. This load also accounts for the projected Federal Income Tax in 2020. Please note that the Risk Adjustment Administration Fee was included in the Taxes and Fees field in Table 6 and the URRT.

Plan Adjusted Index Rates

Table 10 of the PA Actuarial Memorandum Exhibits has been populated as described in federal and state guidance to develop 2020 Plan Adjusted Index Rates. The allowable modifiers that are used in rate development are described below.

Plan Actuarial Value:
The AV for each plan was determined by the issuer's own pricing model based on experience from UPMC's fully-insured commercial block of business. This model calculates an AV for a given plan by first trending the allowed claims forward two years to the projection period, calculating paid amounts for each benefit category based on the benefit design of a given plan and projected allowed claims data, and taking the ratio of the total projected paid claims to projected allowed claims.

Benefit Richness (induced demand)

Please see Exhibit 3 in the Supporting Exhibits for the induced utilization exhibit. Please note that the average tobacco factor was set to 1.0 in Exhibit 3 since the tobacco surcharge adjustment was removed from Table 10, which means that this factor should not be included in the induced utilization development. The benefit richness adjustment was used to keep relativities between plans similar to what they were in the previous year and account for differences in induced demand between plans with different metal levels. This will minimize rate increase variations by plan and consumer confusion that could result. In addition, current loss ratios exhibit significant variation between metal levels, which suggests a wider variation is necessary than what is indicated in the company-determined Pricing AV.

Benefits in addition to EHBs

Benefits that will be offered outside EHB include routine foot care and acupuncture. The projected allowed claims for these benefits is $1.18 PMPM. The adjustment factor of 1.002 included in Table 10 has been derived by adding the aforementioned PMPM to the projected index rate for 2020 and dividing this total by the same index rate, causing the adjustment to be applied uniformly to all plans. This load has not changed from the prior filing.

Provider Network

Network factors for 2020 were calculated to reflect cost differentials between networks and to ensure normalization using current membership as demonstrated in Table 10 of the PA Actuarial Memorandum Exhibits. The current and proposed network factors are also shown in Table 14 of the PA Actuarial Memorandum Exhibits.

Catastrophic Eligibility

No adjustments were made for catastrophic plans. Current enrollment is minimal and not credible.

Non-Funding of CSR Adjustment

To account for the elimination of funding for cost-share reduction subsidies, the Pennsylvania Insurance Department has mandated the rates for all silver plans offered both on and off the Federal Marketplace be increased by a factor of 1.20 in Table 10 of the Actuarial Memorandum Rate Exhibits. Several off-exchange only silver plans have been included for 2020 to minimize disruption to non-subsidized members enrolled in silver plans.

Calibration

Age Curve Calibration:

The average age factor was calculated using our projected ACA-related Individual population with the prescribed HHS Age Factors for 2020. It was assumed this represents the age distribution of the entire single risk-pool. The number of members under each age bracket was multiplied by the corresponding HHS Age Factor. These were then summed and divided by the total number of members to obtain the average age factor. For UPMC's entire block of ACA-compliant Individual business, the average age factor is 1.87 and average age was 44.4 during the experience period. This preliminary age factor is then multiplied by an adjustment factor of 0.998, which accounts for the regulation that prohibits charging for more than three children per family, resulting in a final age calibration factor of 1.86. Please see Exhibit 5 in the Supporting Exhibits for the calculation of this factor.

Geographic Factor Calibration:

The geographic rating areas used within this filing are the same as those defined by the state. To better reflect the varying costs of delivery between each geographical region in which coverage is offered, rating area factors have been updated for 2020. The table below summarizes changes in these factors:

Region	2019	2020
1	1.00	0.96
2	1.00	1.06
3	1.26	1.22
4	1.00	0.96
5	1.00	0.96
6	1.35	1.30
7	1.37	1.32
9	1.20	1.15

The calibration factor of 0.999 was calculated as the weighted average of the geographical factors using projected enrollment for the single risk pool, as shown in Exhibit 6 of the Supporting Exhibits.

Tobacco Use Rating Factor Calibration:
The average tobacco factor was calculated using projected membership, which is assumed to have the same split for tobacco status as current membership. The member-weighted average of a 2.5% load applied for enrollees who qualify as tobacco users combined with a 0% load for non-tobacco users yields an average tobacco factor of 1.002. The derivation of this factor is shown below.

Tobacco Status	Feb 2019 Members	Split	Tobacco Factor	Calibration Factor
Non-User	126,079	91.3%	1.000	0.913
User	11,995	8.7%	1.025	0.089
Total	138,074	100.0%		**1.002**

Consumer Adjusted Premium Rate Development

The Plan Adjusted Index Rates are divided by the age calibration factor then multiplied by the specific age, geographic, and tobacco factors shown in Tables 12, 13, and 14 of the PA Actuarial Memorandum Exhibits, respectively, to develop the Consumer Adjusted Premium Rates. Please see Exhibit 7 of the Supporting Exhibits for historical Consumer Adjusted Premium Rate changes for this company and market for a 21-year-old non-tobacco user.

Projected Loss Ratio

The projected period loss ratio, using the federally-prescribed MLR methodology without the credibility adjustment, is 82.2%, as shown in Exhibit 4 of the Supporting Exhibits.

Plan Product Info

AV Metal Values

Metal values were determined using the final 2020 HHS AV Calculator.

Membership Projections

Membership projections were developed based on our anticipated competitive positioning in the market combined with our current enrollment distribution by plan.

Terminated Plans and Products

Please see Table 10 of the PA Actuarial Memorandum Exhibits for a mapping of all terminated SCIDs to a 2020 plan.

Warning Alerts

No validation errors appear in the URRT.

Effective Rate Review Information

The Pennsylvania Insurance Department is responsible for conductive effective rate review for all submitted rates.

List of Supporting Exhibits

Supporting exhibits have been included with the rate filing to assist with the review process. Below is a list summarizing the contents of each exhibit.

- Exhibit 1: Development of Risk Adjustment PMPM for Experience and Projection Periods
- Exhibit 2: Derivation of Annual Trend
- Exhibit 3: Induced Utilization Derivation
- Exhibit 4: Derivation of Projection Period MLR
- Exhibit 5: Derivation of Age Calibration Factor
- Exhibit 6: Derivation of Geographical Calibration Factor
- Exhibit 7: Historical Changes in Consumer Adjusted Premium Rate for Age 21, Non-tobacco User

Actuarial Certification

I, [redacted] am a Member of the American Academy of Actuaries. I am currently a Manager in the Actuarial Services department for UPMC Health Plan. I certify that:

- All factor, benefit and other changes from the prior approved filing have been disclosed in this actuarial memorandum.
- New plans cannot be considered modifications of existing plans under the uniform modification standards in 45 CFR 147.106.
- The information presented in the PA Actuarial Memorandum and PA Actuarial Memorandum Rate Exhibits is consistent with the information presented in the 2020 Rate Filing Justification.
- The projected Index Rate is:

a. In compliance with all applicable state and Federal statutes and regulations (45 CFR 156.80 and 147.102)
b. Developed in compliance with the applicable Actuarial Standards of Practice
c. Reasonable in relation to the benefits provided and the population anticipated to be covered
d. Neither excessive nor deficient

- The Index Rate and only the allowable modifiers as described in 45 CFR 156.80(d)(1) and 156.80(d)(2) were used to generate plan level rates.
- The geographic rating factors reflect only differences in the costs of delivery and do not include differences for population morbidity by geographic area.
- The AV Calculator was used to determine the AV Metal Values shown in Worksheet 2 of the Part I URRT for all plans except those specified in the certification.

[redacted]

7/12/2019
Date

2020 Rates Table Template v9.0

All fields with an asterisk (*) are required. To validate press Validate button or Ctrl + Shift + I. To finalize, press Finalize button or Ctrl + Shift + F.

If you are in a community rating state, select Family-Tier Rates under Rating Method and fill in all columns.

If you are not in a community rating state, select Age-Based Rates under Rating Method and provide an Individual Rate for every age band.

If Tobacco is Tobacco User/Non-Tobacco User, you must give a rate for Tobacco Use and Non-Tobacco Use.

To add a new sheet, press the Add Sheet button, or Ctrl + Shift + H. All plans must have the same dates on a sheet.

HIOS Issuer ID*	16322
Federal TIN*	46-2824626
Rate Effective Date*	1/1/2020
Rate Expiration Date*	12/31/2020
Rating Method*	Age-Based Rates

Plan ID*	Rating Area ID*	Tobacco*	Age*	Individual Rate*	Individual Tobacco Rate*
Required: Enter the 14-character Plan ID	Required: Select the Rating Area ID	Required: Select if Tobacco use of subscriber is used to determine if a person is eligible for a rate from a plan	Required: Select the age of a subscriber eligible for the rate	Required: Enter the rate of an Individual Non-Tobacco or No Preference enrollee on a plan	Required: Enter the rate of an Individual tobacco enrollee on a plan
16322PA0040006	Rating Area 1	Tobacco User/Non-Tobacco User	0-14	270.41	270.41
16322PA0040006	Rating Area 1	Tobacco User/Non-Tobacco User	15	294.45	294.45
16322PA0040006	Rating Area 1	Tobacco User/Non-Tobacco User	16	303.64	303.64
16322PA0040006	Rating Area 1	Tobacco User/Non-Tobacco User	17	312.83	312.83
16322PA0040006	Rating Area 1	Tobacco User/Non-Tobacco User	18	322.73	330.80
16322PA0040006	Rating Area 1	Tobacco User/Non-Tobacco User	19	332.62	340.94
16322PA0040006	Rating Area 1	Tobacco User/Non-Tobacco User	20	342.88	351.45
16322PA0040006	Rating Area 1	Tobacco User/Non-Tobacco User	21	353.48	362.32
16322PA0040006	Rating Area 1	Tobacco User/Non-Tobacco User	22	353.48	362.32
16322PA0040006	Rating Area 1	Tobacco User/Non-Tobacco User	23	353.48	362.32
16322PA0040006	Rating Area 1	Tobacco User/Non-Tobacco User	24	353.48	362.32
16322PA0040006	Rating Area 1	Tobacco User/Non-Tobacco User	25	354.89	363.77
16322PA0040006	Rating Area 1	Tobacco User/Non-Tobacco User	26	361.96	371.01
16322PA0040006	Rating Area 1	Tobacco User/Non-Tobacco User	27	370.45	379.71
16322PA0040006	Rating Area 1	Tobacco User/Non-Tobacco User	28	384.23	393.84
16322PA0040006	Rating Area 1	Tobacco User/Non-Tobacco User	29	395.54	405.43
16322PA0040006	Rating Area 1	Tobacco User/Non-Tobacco User	30	401.20	411.23
16322PA0040006	Rating Area 1	Tobacco User/Non-Tobacco User	31	409.68	419.93
16322PA0040006	Rating Area 1	Tobacco User/Non-Tobacco User	32	418.17	428.62
16322PA0040006	Rating Area 1	Tobacco User/Non-Tobacco User	33	423.47	434.06
16322PA0040006	Rating Area 1	Tobacco User/Non-Tobacco User	34	429.12	439.85
16322PA0040006	Rating Area 1	Tobacco User/Non-Tobacco User	35	431.95	442.75
16322PA0040006	Rating Area 1	Tobacco User/Non-Tobacco User	36	434.78	445.65
16322PA0040006	Rating Area 1	Tobacco User/Non-Tobacco User	37	437.61	448.55
16322PA0040006	Rating Area 1	Tobacco User/Non-Tobacco User	38	440.44	451.45
16322PA0040006	Rating Area 1	Tobacco User/Non-Tobacco User	39	446.09	457.24
16322PA0040006	Rating Area 1	Tobacco User/Non-Tobacco User	40	451.75	463.04
16322PA0040006	Rating Area 1	Tobacco User/Non-Tobacco User	41	460.23	471.74
16322PA0040006	Rating Area 1	Tobacco User/Non-Tobacco User	42	468.36	480.07
16322PA0040006	Rating Area 1	Tobacco User/Non-Tobacco User	43	479.67	491.66
16322PA0040006	Rating Area 1	Tobacco User/Non-Tobacco User	44	493.81	506.16
16322PA0040006	Rating Area 1	Tobacco User/Non-Tobacco User	45	510.43	523.19
16322PA0040006	Rating Area 1	Tobacco User/Non-Tobacco User	46	530.22	543.48
16322PA0040006	Rating Area 1	Tobacco User/Non-Tobacco User	47	552.49	566.30
16322PA0040006	Rating Area 1	Tobacco User/Non-Tobacco User	48	577.94	592.39
16322PA0040006	Rating Area 1	Tobacco User/Non-Tobacco User	49	603.04	618.11
16322PA0040006	Rating Area 1	Tobacco User/Non-Tobacco User	50	631.32	647.10
16322PA0040006	Rating Area 1	Tobacco User/Non-Tobacco User	51	659.24	675.72
16322PA0040006	Rating Area 1	Tobacco User/Non-Tobacco User	52	689.99	707.24
16322PA0040006	Rating Area 1	Tobacco User/Non-Tobacco User	53	721.10	739.13
16322PA0040006	Rating Area 1	Tobacco User/Non-Tobacco User	54	754.68	773.55
16322PA0040006	Rating Area 1	Tobacco User/Non-Tobacco User	55	788.26	807.97
16322PA0040006	Rating Area 1	Tobacco User/Non-Tobacco User	56	824.67	845.29
16322PA0040006	Rating Area 1	Tobacco User/Non-Tobacco User	57	861.43	882.97
16322PA0040006	Rating Area 1	Tobacco User/Non-Tobacco User	58	900.67	923.18
16322PA0040006	Rating Area 1	Tobacco User/Non-Tobacco User	59	920.11	943.11
16322PA0040006	Rating Area 1	Tobacco User/Non-Tobacco User	60	959.34	983.33
16322PA0040006	Rating Area 1	Tobacco User/Non-Tobacco User	61	993.28	1018.11
16322PA0040006	Rating Area 1	Tobacco User/Non-Tobacco User	62	1015.55	1040.94
16322PA0040006	Rating Area 1	Tobacco User/Non-Tobacco User	63	1043.47	1069.56
16322PA0040006	Rating Area 1	Tobacco User/Non-Tobacco User	64 and over	1060.44	1086.95
16322PA0040006	Rating Area 2	Tobacco User/Non-Tobacco User	0-14	296.48	296.48
16322PA0040006	Rating Area 2	Tobacco User/Non-Tobacco User	15	322.83	322.83
16322PA0040006	Rating Area 2	Tobacco User/Non-Tobacco User	16	332.91	332.91
16322PA0040006	Rating Area 2	Tobacco User/Non-Tobacco User	17	342.98	342.98
16322PA0040006	Rating Area 2	Tobacco User/Non-Tobacco User	18	353.83	362.68
16322PA0040006	Rating Area 2	Tobacco User/Non-Tobacco User	19	364.68	373.80
16322PA0040006	Rating Area 2	Tobacco User/Non-Tobacco User	20	375.92	385.32
16322PA0040006	Rating Area 2	Tobacco User/Non-Tobacco User	21	387.55	397.24
16322PA0040006	Rating Area 2	Tobacco User/Non-Tobacco User	22	387.55	397.24
16322PA0040006	Rating Area 2	Tobacco User/Non-Tobacco User	23	387.55	397.24
16322PA0040006	Rating Area 2	Tobacco User/Non-Tobacco User	24	387.55	397.24
16322PA0040006	Rating Area 2	Tobacco User/Non-Tobacco User	25	389.10	398.83
16322PA0040006	Rating Area 2	Tobacco User/Non-Tobacco User	26	396.85	406.77
16322PA0040006	Rating Area 2	Tobacco User/Non-Tobacco User	27	406.15	416.31
16322PA0040006	Rating Area 2	Tobacco User/Non-Tobacco User	28	421.27	431.80
16322PA0040006	Rating Area 2	Tobacco User/Non-Tobacco User	29	433.67	444.51
16322PA0040006	Rating Area 2	Tobacco User/Non-Tobacco User	30	439.87	450.87
16322PA0040006	Rating Area 2	Tobacco User/Non-Tobacco User	31	449.17	460.40
16322PA0040006	Rating Area 2	Tobacco User/Non-Tobacco User	32	458.47	469.93
16322PA0040006	Rating Area 2	Tobacco User/Non-Tobacco User	33	464.28	475.89
16322PA0040006	Rating Area 2	Tobacco User/Non-Tobacco User	34	470.49	482.25
16322PA0040006	Rating Area 2	Tobacco User/Non-Tobacco User	35	473.59	485.43
16322PA0040006	Rating Area 2	Tobacco User/Non-Tobacco User	36	476.69	488.60
16322PA0040006	Rating Area 2	Tobacco User/Non-Tobacco User	37	479.79	491.78
16322PA0040006	Rating Area 2	Tobacco User/Non-Tobacco User	38	482.89	494.96
16322PA0040006	Rating Area 2	Tobacco User/Non-Tobacco User	39	489.09	501.32
16322PA0040006	Rating Area 2	Tobacco User/Non-Tobacco User	40	495.29	507.67
16322PA0040006	Rating Area 2	Tobacco User/Non-Tobacco User	41	504.59	517.20
16322PA0040006	Rating Area 2	Tobacco User/Non-Tobacco User	42	513.50	526.34
16322PA0040006	Rating Area 2	Tobacco User/Non-Tobacco User	43	525.91	539.05
16322PA0040006	Rating Area 2	Tobacco User/Non-Tobacco User	44	541.41	554.94
16322PA0040006	Rating Area 2	Tobacco User/Non-Tobacco User	45	559.62	573.61
16322PA0040006	Rating Area 2	Tobacco User/Non-Tobacco User	46	581.33	595.86
16322PA0040006	Rating Area 2	Tobacco User/Non-Tobacco User	47	605.74	620.88
16322PA0040006	Rating Area 2	Tobacco User/Non-Tobacco User	48	633.64	649.49
16322PA0040006	Rating Area 2	Tobacco User/Non-Tobacco User	49	661.16	677.69
16322PA0040006	Rating Area 2	Tobacco User/Non-Tobacco User	50	692.16	709.47
16322PA0040006	Rating Area 2	Tobacco User/Non-Tobacco User	51	722.78	740.85
16322PA0040006	Rating Area 2	Tobacco User/Non-Tobacco User	52	756.50	775.41
16322PA0040006	Rating Area 2	Tobacco User/Non-Tobacco User	53	790.60	810.37
16322PA0040006	Rating Area 2	Tobacco User/Non-Tobacco User	54	827.42	848.10
16322PA0040006	Rating Area 2	Tobacco User/Non-Tobacco User	55	864.24	885.84
16322PA0040006	Rating Area 2	Tobacco User/Non-Tobacco User	56	904.15	926.76
16322PA0040006	Rating Area 2	Tobacco User/Non-Tobacco User	57	944.46	968.07
16322PA0040006	Rating Area 2	Tobacco User/Non-Tobacco User	58	987.48	1012.16
16322PA0040006	Rating Area 2	Tobacco User/Non-Tobacco User	59	1008.79	1034.01
16322PA0040006	Rating Area 2	Tobacco User/Non-Tobacco User	60	1051.81	1078.11
16322PA0040006	Rating Area 2	Tobacco User/Non-Tobacco User	61	1089.02	1116.24
16322PA0040006	Rating Area 2	Tobacco User/Non-Tobacco User	62	1113.43	1141.27
16322PA0040006	Rating Area 2	Tobacco User/Non-Tobacco User	63	1144.05	1172.65
16322PA0040006	Rating Area 2	Tobacco User/Non-Tobacco User	64 and over	1162.65	1191.72
16322PA0040006	Rating Area 4	Tobacco User/Non-Tobacco User	0-14	270.41	270.41
16322PA0040006	Rating Area 4	Tobacco User/Non-Tobacco User	15	294.45	294.45
16322PA0040006	Rating Area 4	Tobacco User/Non-Tobacco User	16	303.64	303.64
16322PA0040006	Rating Area 4	Tobacco User/Non-Tobacco User	17	312.83	312.83
16322PA0040006	Rating Area 4	Tobacco User/Non-Tobacco User	18	322.73	330.80
16322PA0040006	Rating Area 4	Tobacco User/Non-Tobacco User	19	332.62	340.94
16322PA0040006	Rating Area 4	Tobacco User/Non-Tobacco User	20	342.88	351.45
16322PA0040006	Rating Area 4	Tobacco User/Non-Tobacco User	21	353.48	362.32
16322PA0040006	Rating Area 4	Tobacco User/Non-Tobacco User	22	353.48	362.32
16322PA0040006	Rating Area 4	Tobacco User/Non-Tobacco User	23	353.48	362.32

16322PA0040006	Rating Area 4	Tobacco User/Non-Tobacco User	24	353.48	362.32
16322PA0040006	Rating Area 4	Tobacco User/Non-Tobacco User	25	354.89	363.77
16322PA0040006	Rating Area 4	Tobacco User/Non-Tobacco User	26	361.96	371.01
16322PA0040006	Rating Area 4	Tobacco User/Non-Tobacco User	27	370.45	379.71
16322PA0040006	Rating Area 4	Tobacco User/Non-Tobacco User	28	384.23	393.84
16322PA0040006	Rating Area 4	Tobacco User/Non-Tobacco User	29	395.54	405.43
16322PA0040006	Rating Area 4	Tobacco User/Non-Tobacco User	30	401.20	411.23
16322PA0040006	Rating Area 4	Tobacco User/Non-Tobacco User	31	409.68	419.93
16322PA0040006	Rating Area 4	Tobacco User/Non-Tobacco User	32	418.17	428.62
16322PA0040006	Rating Area 4	Tobacco User/Non-Tobacco User	33	423.47	434.06
16322PA0040006	Rating Area 4	Tobacco User/Non-Tobacco User	34	429.12	439.85
16322PA0040006	Rating Area 4	Tobacco User/Non-Tobacco User	35	431.95	442.75
16322PA0040006	Rating Area 4	Tobacco User/Non-Tobacco User	36	434.78	445.65
16322PA0040006	Rating Area 4	Tobacco User/Non-Tobacco User	37	437.61	448.55
16322PA0040006	Rating Area 4	Tobacco User/Non-Tobacco User	38	440.44	451.45
16322PA0040006	Rating Area 4	Tobacco User/Non-Tobacco User	39	446.09	457.24
16322PA0040006	Rating Area 4	Tobacco User/Non-Tobacco User	40	451.75	463.04
16322PA0040006	Rating Area 4	Tobacco User/Non-Tobacco User	41	460.23	471.74
16322PA0040006	Rating Area 4	Tobacco User/Non-Tobacco User	42	468.36	480.07
16322PA0040006	Rating Area 4	Tobacco User/Non-Tobacco User	43	479.67	491.66
16322PA0040006	Rating Area 4	Tobacco User/Non-Tobacco User	44	493.81	506.16
16322PA0040006	Rating Area 4	Tobacco User/Non-Tobacco User	45	510.43	523.19
16322PA0040006	Rating Area 4	Tobacco User/Non-Tobacco User	46	530.22	543.48
16322PA0040006	Rating Area 4	Tobacco User/Non-Tobacco User	47	552.49	566.30
16322PA0040006	Rating Area 4	Tobacco User/Non-Tobacco User	48	577.94	592.39
16322PA0040006	Rating Area 4	Tobacco User/Non-Tobacco User	49	603.04	618.11
16322PA0040006	Rating Area 4	Tobacco User/Non-Tobacco User	50	631.32	647.10
16322PA0040006	Rating Area 4	Tobacco User/Non-Tobacco User	51	659.24	675.72
16322PA0040006	Rating Area 4	Tobacco User/Non-Tobacco User	52	689.99	707.24
16322PA0040006	Rating Area 4	Tobacco User/Non-Tobacco User	53	721.10	739.13
16322PA0040006	Rating Area 4	Tobacco User/Non-Tobacco User	54	754.68	773.55
16322PA0040006	Rating Area 4	Tobacco User/Non-Tobacco User	55	788.26	807.97
16322PA0040006	Rating Area 4	Tobacco User/Non-Tobacco User	56	824.67	845.29
16322PA0040006	Rating Area 4	Tobacco User/Non-Tobacco User	57	861.43	882.97
16322PA0040006	Rating Area 4	Tobacco User/Non-Tobacco User	58	900.67	923.18
16322PA0040006	Rating Area 4	Tobacco User/Non-Tobacco User	59	920.11	943.11
16322PA0040006	Rating Area 4	Tobacco User/Non-Tobacco User	60	959.34	983.33
16322PA0040006	Rating Area 4	Tobacco User/Non-Tobacco User	61	993.28	1018.11
16322PA0040006	Rating Area 4	Tobacco User/Non-Tobacco User	62	1015.55	1040.94
16322PA0040006	Rating Area 4	Tobacco User/Non-Tobacco User	63	1043.47	1069.56
16322PA0040006	Rating Area 4	Tobacco User/Non-Tobacco User	64 and over	1060.44	1086.95
16322PA0040006	Rating Area 5	Tobacco User/Non-Tobacco User	0-14	270.41	270.41
16322PA0040006	Rating Area 5	Tobacco User/Non-Tobacco User	15	294.45	294.45
16322PA0040006	Rating Area 5	Tobacco User/Non-Tobacco User	16	303.64	303.64
16322PA0040006	Rating Area 5	Tobacco User/Non-Tobacco User	17	312.83	312.83
16322PA0040006	Rating Area 5	Tobacco User/Non-Tobacco User	18	322.73	330.80
16322PA0040006	Rating Area 5	Tobacco User/Non-Tobacco User	19	332.62	340.94
16322PA0040006	Rating Area 5	Tobacco User/Non-Tobacco User	20	342.88	351.45
16322PA0040006	Rating Area 5	Tobacco User/Non-Tobacco User	21	353.48	362.32
16322PA0040006	Rating Area 5	Tobacco User/Non-Tobacco User	22	353.48	362.32
16322PA0040006	Rating Area 5	Tobacco User/Non-Tobacco User	23	353.48	362.32
16322PA0040006	Rating Area 5	Tobacco User/Non-Tobacco User	24	353.48	362.32
16322PA0040006	Rating Area 5	Tobacco User/Non-Tobacco User	25	354.89	363.77
16322PA0040006	Rating Area 5	Tobacco User/Non-Tobacco User	26	361.96	371.01
16322PA0040006	Rating Area 5	Tobacco User/Non-Tobacco User	27	370.45	379.71
16322PA0040006	Rating Area 5	Tobacco User/Non-Tobacco User	28	384.23	393.84
16322PA0040006	Rating Area 5	Tobacco User/Non-Tobacco User	29	395.54	405.43
16322PA0040006	Rating Area 5	Tobacco User/Non-Tobacco User	30	401.20	411.23
16322PA0040006	Rating Area 5	Tobacco User/Non-Tobacco User	31	409.68	419.93
16322PA0040006	Rating Area 5	Tobacco User/Non-Tobacco User	32	418.17	428.62
16322PA0040006	Rating Area 5	Tobacco User/Non-Tobacco User	33	423.47	434.06
16322PA0040006	Rating Area 5	Tobacco User/Non-Tobacco User	34	429.12	439.85
16322PA0040006	Rating Area 5	Tobacco User/Non-Tobacco User	35	431.95	442.75
16322PA0040006	Rating Area 5	Tobacco User/Non-Tobacco User	36	434.78	445.65
16322PA0040006	Rating Area 5	Tobacco User/Non-Tobacco User	37	437.61	448.55
16322PA0040006	Rating Area 5	Tobacco User/Non-Tobacco User	38	440.44	451.45
16322PA0040006	Rating Area 5	Tobacco User/Non-Tobacco User	39	446.09	457.24
16322PA0040006	Rating Area 5	Tobacco User/Non-Tobacco User	40	451.75	463.04
16322PA0040006	Rating Area 5	Tobacco User/Non-Tobacco User	41	460.23	471.74
16322PA0040006	Rating Area 5	Tobacco User/Non-Tobacco User	42	468.36	480.07
16322PA0040006	Rating Area 5	Tobacco User/Non-Tobacco User	43	479.67	491.66
16322PA0040006	Rating Area 5	Tobacco User/Non-Tobacco User	44	493.81	506.16
16322PA0040006	Rating Area 5	Tobacco User/Non-Tobacco User	45	510.43	523.19
16322PA0040006	Rating Area 5	Tobacco User/Non-Tobacco User	46	530.22	543.48
16322PA0040006	Rating Area 5	Tobacco User/Non-Tobacco User	47	552.49	566.30
16322PA0040006	Rating Area 5	Tobacco User/Non-Tobacco User	48	577.94	592.39
16322PA0040006	Rating Area 5	Tobacco User/Non-Tobacco User	49	603.04	618.11
16322PA0040006	Rating Area 5	Tobacco User/Non-Tobacco User	50	631.32	647.10
16322PA0040006	Rating Area 5	Tobacco User/Non-Tobacco User	51	659.24	675.72
16322PA0040006	Rating Area 5	Tobacco User/Non-Tobacco User	52	689.99	707.24
16322PA0040006	Rating Area 5	Tobacco User/Non-Tobacco User	53	721.10	739.13
16322PA0040006	Rating Area 5	Tobacco User/Non-Tobacco User	54	754.68	773.55
16322PA0040006	Rating Area 5	Tobacco User/Non-Tobacco User	55	788.26	807.97
16322PA0040006	Rating Area 5	Tobacco User/Non-Tobacco User	56	824.67	845.29
16322PA0040006	Rating Area 5	Tobacco User/Non-Tobacco User	57	861.43	882.97
16322PA0040006	Rating Area 5	Tobacco User/Non-Tobacco User	58	900.67	923.18
16322PA0040006	Rating Area 5	Tobacco User/Non-Tobacco User	59	920.11	943.11
16322PA0040006	Rating Area 5	Tobacco User/Non-Tobacco User	60	959.34	983.33
16322PA0040006	Rating Area 5	Tobacco User/Non-Tobacco User	61	993.28	1018.11
16322PA0040006	Rating Area 5	Tobacco User/Non-Tobacco User	62	1015.55	1040.94
16322PA0040006	Rating Area 5	Tobacco User/Non-Tobacco User	63	1043.47	1069.56
16322PA0040006	Rating Area 5	Tobacco User/Non-Tobacco User	64 and over	1060.44	1086.95
16322PA0040006	Rating Area 6	Tobacco User/Non-Tobacco User	0-14	364.20	364.20
16322PA0040006	Rating Area 6	Tobacco User/Non-Tobacco User	15	396.57	396.57
16322PA0040006	Rating Area 6	Tobacco User/Non-Tobacco User	16	408.95	408.95
16322PA0040006	Rating Area 6	Tobacco User/Non-Tobacco User	17	421.33	421.33
16322PA0040006	Rating Area 6	Tobacco User/Non-Tobacco User	18	434.66	445.53
16322PA0040006	Rating Area 6	Tobacco User/Non-Tobacco User	19	447.99	459.19
16322PA0040006	Rating Area 6	Tobacco User/Non-Tobacco User	20	461.80	473.34
16322PA0040006	Rating Area 6	Tobacco User/Non-Tobacco User	21	476.08	487.98
16322PA0040006	Rating Area 6	Tobacco User/Non-Tobacco User	22	476.08	487.98
16322PA0040006	Rating Area 6	Tobacco User/Non-Tobacco User	23	476.08	487.98
16322PA0040006	Rating Area 6	Tobacco User/Non-Tobacco User	24	476.08	487.98
16322PA0040006	Rating Area 6	Tobacco User/Non-Tobacco User	25	477.98	489.93
16322PA0040006	Rating Area 6	Tobacco User/Non-Tobacco User	26	487.51	499.69
16322PA0040006	Rating Area 6	Tobacco User/Non-Tobacco User	27	498.93	511.41
16322PA0040006	Rating Area 6	Tobacco User/Non-Tobacco User	28	517.50	530.44
16322PA0040006	Rating Area 6	Tobacco User/Non-Tobacco User	29	532.73	546.05
16322PA0040006	Rating Area 6	Tobacco User/Non-Tobacco User	30	540.35	553.86
16322PA0040006	Rating Area 6	Tobacco User/Non-Tobacco User	31	551.78	565.57
16322PA0040006	Rating Area 6	Tobacco User/Non-Tobacco User	32	563.20	577.28
16322PA0040006	Rating Area 6	Tobacco User/Non-Tobacco User	33	570.34	584.60
16322PA0040006	Rating Area 6	Tobacco User/Non-Tobacco User	34	577.96	592.41
16322PA0040006	Rating Area 6	Tobacco User/Non-Tobacco User	35	581.77	596.31
16322PA0040006	Rating Area 6	Tobacco User/Non-Tobacco User	36	585.58	600.22
16322PA0040006	Rating Area 6	Tobacco User/Non-Tobacco User	37	589.39	604.12
16322PA0040006	Rating Area 6	Tobacco User/Non-Tobacco User	38	593.20	608.03
16322PA0040006	Rating Area 6	Tobacco User/Non-Tobacco User	39	600.81	615.83
16322PA0040006	Rating Area 6	Tobacco User/Non-Tobacco User	40	608.43	623.64
16322PA0040006	Rating Area 6	Tobacco User/Non-Tobacco User	41	619.86	635.35
16322PA0040006	Rating Area 6	Tobacco User/Non-Tobacco User	42	630.81	646.58
16322PA0040006	Rating Area 6	Tobacco User/Non-Tobacco User	43	646.04	662.19
16322PA0040006	Rating Area 6	Tobacco User/Non-Tobacco User	44	665.08	681.71
16322PA0040006	Rating Area 6	Tobacco User/Non-Tobacco User	45	687.46	704.65
16322PA0040006	Rating Area 6	Tobacco User/Non-Tobacco User	46	714.12	731.97
16322PA0040006	Rating Area 6	Tobacco User/Non-Tobacco User	47	744.11	762.72
16322PA0040006	Rating Area 6	Tobacco User/Non-Tobacco User	48	778.39	797.85
16322PA0040006	Rating Area 6	Tobacco User/Non-Tobacco User	49	812.19	832.50
16322PA0040006	Rating Area 6	Tobacco User/Non-Tobacco User	50	850.28	871.54
16322PA0040006	Rating Area 6	Tobacco User/Non-Tobacco User	51	887.89	910.09
16322PA0040006	Rating Area 6	Tobacco User/Non-Tobacco User	52	929.31	952.54
16322PA0040006	Rating Area 6	Tobacco User/Non-Tobacco User	53	971.20	995.48

16322PA0040006	Rating Area 6	Tobacco User/Non-Tobacco User	54	1016.43	1041.84
16322PA0040006	Rating Area 6	Tobacco User/Non-Tobacco User	55	1061.66	1088.20
16322PA0040006	Rating Area 6	Tobacco User/Non-Tobacco User	56	1110.69	1138.46
16322PA0040006	Rating Area 6	Tobacco User/Non-Tobacco User	57	1160.21	1189.21
16322PA0040006	Rating Area 6	Tobacco User/Non-Tobacco User	58	1213.05	1243.38
16322PA0040006	Rating Area 6	Tobacco User/Non-Tobacco User	59	1239.24	1270.22
16322PA0040006	Rating Area 6	Tobacco User/Non-Tobacco User	60	1292.08	1324.38
16322PA0040006	Rating Area 6	Tobacco User/Non-Tobacco User	61	1337.78	1371.23
16322PA0040006	Rating Area 6	Tobacco User/Non-Tobacco User	62	1367.78	1401.97
16322PA0040006	Rating Area 6	Tobacco User/Non-Tobacco User	63	1405.39	1440.52
16322PA0040006	Rating Area 6	Tobacco User/Non-Tobacco User	64 and over	1428.24	1463.95
16322PA0040007	Rating Area 1	Tobacco User/Non-Tobacco User	0-14	268.62	268.62
16322PA0040007	Rating Area 1	Tobacco User/Non-Tobacco User	15	292.50	292.50
16322PA0040007	Rating Area 1	Tobacco User/Non-Tobacco User	16	301.63	301.63
16322PA0040007	Rating Area 1	Tobacco User/Non-Tobacco User	17	310.76	310.76
16322PA0040007	Rating Area 1	Tobacco User/Non-Tobacco User	18	320.59	328.61
16322PA0040007	Rating Area 1	Tobacco User/Non-Tobacco User	19	330.42	338.68
16322PA0040007	Rating Area 1	Tobacco User/Non-Tobacco User	20	340.61	349.12
16322PA0040007	Rating Area 1	Tobacco User/Non-Tobacco User	21	351.14	359.92
16322PA0040007	Rating Area 1	Tobacco User/Non-Tobacco User	22	351.14	359.92
16322PA0040007	Rating Area 1	Tobacco User/Non-Tobacco User	23	351.14	359.92
16322PA0040007	Rating Area 1	Tobacco User/Non-Tobacco User	24	351.14	359.92
16322PA0040007	Rating Area 1	Tobacco User/Non-Tobacco User	25	352.54	361.36
16322PA0040007	Rating Area 1	Tobacco User/Non-Tobacco User	26	359.57	368.56
16322PA0040007	Rating Area 1	Tobacco User/Non-Tobacco User	27	367.99	377.19
16322PA0040007	Rating Area 1	Tobacco User/Non-Tobacco User	28	381.69	391.23
16322PA0040007	Rating Area 1	Tobacco User/Non-Tobacco User	29	392.93	402.75
16322PA0040007	Rating Area 1	Tobacco User/Non-Tobacco User	30	398.54	408.51
16322PA0040007	Rating Area 1	Tobacco User/Non-Tobacco User	31	406.97	417.15
16322PA0040007	Rating Area 1	Tobacco User/Non-Tobacco User	32	415.40	425.78
16322PA0040007	Rating Area 1	Tobacco User/Non-Tobacco User	33	420.67	431.18
16322PA0040007	Rating Area 1	Tobacco User/Non-Tobacco User	34	426.28	436.94
16322PA0040007	Rating Area 1	Tobacco User/Non-Tobacco User	35	429.09	439.82
16322PA0040007	Rating Area 1	Tobacco User/Non-Tobacco User	36	431.90	442.70
16322PA0040007	Rating Area 1	Tobacco User/Non-Tobacco User	37	434.71	445.58
16322PA0040007	Rating Area 1	Tobacco User/Non-Tobacco User	38	437.52	448.46
16322PA0040007	Rating Area 1	Tobacco User/Non-Tobacco User	39	443.14	454.22
16322PA0040007	Rating Area 1	Tobacco User/Non-Tobacco User	40	448.76	459.98
16322PA0040007	Rating Area 1	Tobacco User/Non-Tobacco User	41	457.18	468.61
16322PA0040007	Rating Area 1	Tobacco User/Non-Tobacco User	42	465.26	476.89
16322PA0040007	Rating Area 1	Tobacco User/Non-Tobacco User	43	476.50	488.41
16322PA0040007	Rating Area 1	Tobacco User/Non-Tobacco User	44	490.54	502.81
16322PA0040007	Rating Area 1	Tobacco User/Non-Tobacco User	45	507.05	519.72
16322PA0040007	Rating Area 1	Tobacco User/Non-Tobacco User	46	526.71	539.88
16322PA0040007	Rating Area 1	Tobacco User/Non-Tobacco User	47	548.83	562.55
16322PA0040007	Rating Area 1	Tobacco User/Non-Tobacco User	48	574.11	588.47
16322PA0040007	Rating Area 1	Tobacco User/Non-Tobacco User	49	599.04	614.02
16322PA0040007	Rating Area 1	Tobacco User/Non-Tobacco User	50	627.14	642.81
16322PA0040007	Rating Area 1	Tobacco User/Non-Tobacco User	51	654.88	671.25
16322PA0040007	Rating Area 1	Tobacco User/Non-Tobacco User	52	685.43	702.56
16322PA0040007	Rating Area 1	Tobacco User/Non-Tobacco User	53	716.33	734.23
16322PA0040007	Rating Area 1	Tobacco User/Non-Tobacco User	54	749.68	768.43
16322PA0040007	Rating Area 1	Tobacco User/Non-Tobacco User	55	783.04	802.62
16322PA0040007	Rating Area 1	Tobacco User/Non-Tobacco User	56	819.21	839.69
16322PA0040007	Rating Area 1	Tobacco User/Non-Tobacco User	57	855.73	877.12
16322PA0040007	Rating Area 1	Tobacco User/Non-Tobacco User	58	894.70	917.07
16322PA0040007	Rating Area 1	Tobacco User/Non-Tobacco User	59	914.02	936.87
16322PA0040007	Rating Area 1	Tobacco User/Non-Tobacco User	60	952.99	976.82
16322PA0040007	Rating Area 1	Tobacco User/Non-Tobacco User	61	986.70	1011.37
16322PA0040007	Rating Area 1	Tobacco User/Non-Tobacco User	62	1008.83	1034.05
16322PA0040007	Rating Area 1	Tobacco User/Non-Tobacco User	63	1036.57	1062.48
16322PA0040007	Rating Area 1	Tobacco User/Non-Tobacco User	64 and over	1053.42	1079.76
16322PA0040007	Rating Area 2	Tobacco User/Non-Tobacco User	0-14	294.51	294.51
16322PA0040007	Rating Area 2	Tobacco User/Non-Tobacco User	15	320.69	320.69
16322PA0040007	Rating Area 2	Tobacco User/Non-Tobacco User	16	330.70	330.70
16322PA0040007	Rating Area 2	Tobacco User/Non-Tobacco User	17	340.71	340.71
16322PA0040007	Rating Area 2	Tobacco User/Non-Tobacco User	18	351.49	360.27
16322PA0040007	Rating Area 2	Tobacco User/Non-Tobacco User	19	362.27	371.32
16322PA0040007	Rating Area 2	Tobacco User/Non-Tobacco User	20	373.43	382.77
16322PA0040007	Rating Area 2	Tobacco User/Non-Tobacco User	21	384.98	394.60
16322PA0040007	Rating Area 2	Tobacco User/Non-Tobacco User	22	384.98	394.60
16322PA0040007	Rating Area 2	Tobacco User/Non-Tobacco User	23	384.98	394.60
16322PA0040007	Rating Area 2	Tobacco User/Non-Tobacco User	24	384.98	394.60
16322PA0040007	Rating Area 2	Tobacco User/Non-Tobacco User	25	386.52	396.18
16322PA0040007	Rating Area 2	Tobacco User/Non-Tobacco User	26	394.22	404.08
16322PA0040007	Rating Area 2	Tobacco User/Non-Tobacco User	27	403.46	413.55
16322PA0040007	Rating Area 2	Tobacco User/Non-Tobacco User	28	418.47	428.94
16322PA0040007	Rating Area 2	Tobacco User/Non-Tobacco User	29	430.79	441.56
16322PA0040007	Rating Area 2	Tobacco User/Non-Tobacco User	30	436.95	447.88
16322PA0040007	Rating Area 2	Tobacco User/Non-Tobacco User	31	446.19	457.35
16322PA0040007	Rating Area 2	Tobacco User/Non-Tobacco User	32	455.43	466.82
16322PA0040007	Rating Area 2	Tobacco User/Non-Tobacco User	33	461.21	472.74
16322PA0040007	Rating Area 2	Tobacco User/Non-Tobacco User	34	467.37	479.05
16322PA0040007	Rating Area 2	Tobacco User/Non-Tobacco User	35	470.45	482.21
16322PA0040007	Rating Area 2	Tobacco User/Non-Tobacco User	36	473.53	485.36
16322PA0040007	Rating Area 2	Tobacco User/Non-Tobacco User	37	476.61	488.52
16322PA0040007	Rating Area 2	Tobacco User/Non-Tobacco User	38	479.69	491.68
16322PA0040007	Rating Area 2	Tobacco User/Non-Tobacco User	39	485.84	497.99
16322PA0040007	Rating Area 2	Tobacco User/Non-Tobacco User	40	492.00	504.30
16322PA0040007	Rating Area 2	Tobacco User/Non-Tobacco User	41	501.24	513.78
16322PA0040007	Rating Area 2	Tobacco User/Non-Tobacco User	42	510.10	522.85
16322PA0040007	Rating Area 2	Tobacco User/Non-Tobacco User	43	522.42	535.48
16322PA0040007	Rating Area 2	Tobacco User/Non-Tobacco User	44	537.82	551.26
16322PA0040007	Rating Area 2	Tobacco User/Non-Tobacco User	45	555.91	569.81
16322PA0040007	Rating Area 2	Tobacco User/Non-Tobacco User	46	577.47	591.91
16322PA0040007	Rating Area 2	Tobacco User/Non-Tobacco User	47	601.72	616.77
16322PA0040007	Rating Area 2	Tobacco User/Non-Tobacco User	48	629.44	645.18
16322PA0040007	Rating Area 2	Tobacco User/Non-Tobacco User	49	656.78	673.20
16322PA0040007	Rating Area 2	Tobacco User/Non-Tobacco User	50	687.57	704.76
16322PA0040007	Rating Area 2	Tobacco User/Non-Tobacco User	51	717.99	735.94
16322PA0040007	Rating Area 2	Tobacco User/Non-Tobacco User	52	751.48	770.27
16322PA0040007	Rating Area 2	Tobacco User/Non-Tobacco User	53	785.36	804.99
16322PA0040007	Rating Area 2	Tobacco User/Non-Tobacco User	54	821.93	842.48
16322PA0040007	Rating Area 2	Tobacco User/Non-Tobacco User	55	858.51	879.97
16322PA0040007	Rating Area 2	Tobacco User/Non-Tobacco User	56	898.16	920.61
16322PA0040007	Rating Area 2	Tobacco User/Non-Tobacco User	57	938.20	961.65
16322PA0040007	Rating Area 2	Tobacco User/Non-Tobacco User	58	980.93	1005.45
16322PA0040007	Rating Area 2	Tobacco User/Non-Tobacco User	59	1002.10	1027.16
16322PA0040007	Rating Area 2	Tobacco User/Non-Tobacco User	60	1044.84	1070.96
16322PA0040007	Rating Area 2	Tobacco User/Non-Tobacco User	61	1081.79	1108.84
16322PA0040007	Rating Area 2	Tobacco User/Non-Tobacco User	62	1106.05	1133.70
16322PA0040007	Rating Area 2	Tobacco User/Non-Tobacco User	63	1136.46	1164.87
16322PA0040007	Rating Area 2	Tobacco User/Non-Tobacco User	64 and over	1154.94	1183.81
16322PA0040007	Rating Area 4	Tobacco User/Non-Tobacco User	0-14	268.62	268.62
16322PA0040007	Rating Area 4	Tobacco User/Non-Tobacco User	15	292.50	292.50
16322PA0040007	Rating Area 4	Tobacco User/Non-Tobacco User	16	301.63	301.63
16322PA0040007	Rating Area 4	Tobacco User/Non-Tobacco User	17	310.76	310.76
16322PA0040007	Rating Area 4	Tobacco User/Non-Tobacco User	18	320.59	328.61
16322PA0040007	Rating Area 4	Tobacco User/Non-Tobacco User	19	330.42	338.68
16322PA0040007	Rating Area 4	Tobacco User/Non-Tobacco User	20	340.61	349.12
16322PA0040007	Rating Area 4	Tobacco User/Non-Tobacco User	21	351.14	359.92
16322PA0040007	Rating Area 4	Tobacco User/Non-Tobacco User	22	351.14	359.92
16322PA0040007	Rating Area 4	Tobacco User/Non-Tobacco User	23	351.14	359.92
16322PA0040007	Rating Area 4	Tobacco User/Non-Tobacco User	24	351.14	359.92
16322PA0040007	Rating Area 4	Tobacco User/Non-Tobacco User	25	352.54	361.36
16322PA0040007	Rating Area 4	Tobacco User/Non-Tobacco User	26	359.57	368.56
16322PA0040007	Rating Area 4	Tobacco User/Non-Tobacco User	27	367.99	377.19
16322PA0040007	Rating Area 4	Tobacco User/Non-Tobacco User	28	381.69	391.23
16322PA0040007	Rating Area 4	Tobacco User/Non-Tobacco User	29	392.93	402.75
16322PA0040007	Rating Area 4	Tobacco User/Non-Tobacco User	30	398.54	408.51
16322PA0040007	Rating Area 4	Tobacco User/Non-Tobacco User	31	406.97	417.15
16322PA0040007	Rating Area 4	Tobacco User/Non-Tobacco User	32	415.40	425.78

16322PA0040007	Rating Area 4	Tobacco User/Non-Tobacco User	33	420.67	431.18
16322PA0040007	Rating Area 4	Tobacco User/Non-Tobacco User	34	426.28	436.94
16322PA0040007	Rating Area 4	Tobacco User/Non-Tobacco User	35	429.09	439.82
16322PA0040007	Rating Area 4	Tobacco User/Non-Tobacco User	36	431.90	442.70
16322PA0040007	Rating Area 4	Tobacco User/Non-Tobacco User	37	434.71	445.58
16322PA0040007	Rating Area 4	Tobacco User/Non-Tobacco User	38	437.52	448.46
16322PA0040007	Rating Area 4	Tobacco User/Non-Tobacco User	39	443.14	454.22
16322PA0040007	Rating Area 4	Tobacco User/Non-Tobacco User	40	448.76	459.98
16322PA0040007	Rating Area 4	Tobacco User/Non-Tobacco User	41	457.18	468.61
16322PA0040007	Rating Area 4	Tobacco User/Non-Tobacco User	42	465.26	476.89
16322PA0040007	Rating Area 4	Tobacco User/Non-Tobacco User	43	476.50	488.41
16322PA0040007	Rating Area 4	Tobacco User/Non-Tobacco User	44	490.54	502.81
16322PA0040007	Rating Area 4	Tobacco User/Non-Tobacco User	45	507.05	519.72
16322PA0040007	Rating Area 4	Tobacco User/Non-Tobacco User	46	526.71	539.88
16322PA0040007	Rating Area 4	Tobacco User/Non-Tobacco User	47	548.83	562.55
16322PA0040007	Rating Area 4	Tobacco User/Non-Tobacco User	48	574.11	588.47
16322PA0040007	Rating Area 4	Tobacco User/Non-Tobacco User	49	599.04	614.02
16322PA0040007	Rating Area 4	Tobacco User/Non-Tobacco User	50	627.14	642.81
16322PA0040007	Rating Area 4	Tobacco User/Non-Tobacco User	51	654.88	671.25
16322PA0040007	Rating Area 4	Tobacco User/Non-Tobacco User	52	685.43	702.56
16322PA0040007	Rating Area 4	Tobacco User/Non-Tobacco User	53	716.33	734.23
16322PA0040007	Rating Area 4	Tobacco User/Non-Tobacco User	54	749.68	768.43
16322PA0040007	Rating Area 4	Tobacco User/Non-Tobacco User	55	783.04	802.62
16322PA0040007	Rating Area 4	Tobacco User/Non-Tobacco User	56	819.21	839.69
16322PA0040007	Rating Area 4	Tobacco User/Non-Tobacco User	57	855.73	877.12
16322PA0040007	Rating Area 4	Tobacco User/Non-Tobacco User	58	894.70	917.07
16322PA0040007	Rating Area 4	Tobacco User/Non-Tobacco User	59	914.02	936.87
16322PA0040007	Rating Area 4	Tobacco User/Non-Tobacco User	60	952.99	976.82
16322PA0040007	Rating Area 4	Tobacco User/Non-Tobacco User	61	986.70	1011.37
16322PA0040007	Rating Area 4	Tobacco User/Non-Tobacco User	62	1008.83	1034.05
16322PA0040007	Rating Area 4	Tobacco User/Non-Tobacco User	63	1036.57	1062.48
16322PA0040007	Rating Area 4	Tobacco User/Non-Tobacco User	64 and over	1053.42	1079.76
16322PA0040007	Rating Area 5	Tobacco User/Non-Tobacco User	0-14	268.62	268.62
16322PA0040007	Rating Area 5	Tobacco User/Non-Tobacco User	15	292.50	292.50
16322PA0040007	Rating Area 5	Tobacco User/Non-Tobacco User	16	301.63	301.63
16322PA0040007	Rating Area 5	Tobacco User/Non-Tobacco User	17	310.76	310.76
16322PA0040007	Rating Area 5	Tobacco User/Non-Tobacco User	18	320.59	328.61
16322PA0040007	Rating Area 5	Tobacco User/Non-Tobacco User	19	330.42	338.68
16322PA0040007	Rating Area 5	Tobacco User/Non-Tobacco User	20	340.61	349.12
16322PA0040007	Rating Area 5	Tobacco User/Non-Tobacco User	21	351.14	359.92
16322PA0040007	Rating Area 5	Tobacco User/Non-Tobacco User	22	351.14	359.92
16322PA0040007	Rating Area 5	Tobacco User/Non-Tobacco User	23	351.14	359.92
16322PA0040007	Rating Area 5	Tobacco User/Non-Tobacco User	24	351.14	359.92
16322PA0040007	Rating Area 5	Tobacco User/Non-Tobacco User	25	352.54	361.36
16322PA0040007	Rating Area 5	Tobacco User/Non-Tobacco User	26	359.57	368.56
16322PA0040007	Rating Area 5	Tobacco User/Non-Tobacco User	27	367.99	377.19
16322PA0040007	Rating Area 5	Tobacco User/Non-Tobacco User	28	381.69	391.23
16322PA0040007	Rating Area 5	Tobacco User/Non-Tobacco User	29	392.93	402.75
16322PA0040007	Rating Area 5	Tobacco User/Non-Tobacco User	30	398.54	408.51
16322PA0040007	Rating Area 5	Tobacco User/Non-Tobacco User	31	406.97	417.15
16322PA0040007	Rating Area 5	Tobacco User/Non-Tobacco User	32	415.40	425.78
16322PA0040007	Rating Area 5	Tobacco User/Non-Tobacco User	33	420.67	431.18
16322PA0040007	Rating Area 5	Tobacco User/Non-Tobacco User	34	426.28	436.94
16322PA0040007	Rating Area 5	Tobacco User/Non-Tobacco User	35	429.09	439.82
16322PA0040007	Rating Area 5	Tobacco User/Non-Tobacco User	36	431.90	442.70
16322PA0040007	Rating Area 5	Tobacco User/Non-Tobacco User	37	434.71	445.58
16322PA0040007	Rating Area 5	Tobacco User/Non-Tobacco User	38	437.52	448.46
16322PA0040007	Rating Area 5	Tobacco User/Non-Tobacco User	39	443.14	454.22
16322PA0040007	Rating Area 5	Tobacco User/Non-Tobacco User	40	448.76	459.98
16322PA0040007	Rating Area 5	Tobacco User/Non-Tobacco User	41	457.18	468.61
16322PA0040007	Rating Area 5	Tobacco User/Non-Tobacco User	42	465.26	476.89
16322PA0040007	Rating Area 5	Tobacco User/Non-Tobacco User	43	476.50	488.41
16322PA0040007	Rating Area 5	Tobacco User/Non-Tobacco User	44	490.54	502.81
16322PA0040007	Rating Area 5	Tobacco User/Non-Tobacco User	45	507.05	519.72
16322PA0040007	Rating Area 5	Tobacco User/Non-Tobacco User	46	526.71	539.88
16322PA0040007	Rating Area 5	Tobacco User/Non-Tobacco User	47	548.83	562.55
16322PA0040007	Rating Area 5	Tobacco User/Non-Tobacco User	48	574.11	588.47
16322PA0040007	Rating Area 5	Tobacco User/Non-Tobacco User	49	599.04	614.02
16322PA0040007	Rating Area 5	Tobacco User/Non-Tobacco User	50	627.14	642.81
16322PA0040007	Rating Area 5	Tobacco User/Non-Tobacco User	51	654.88	671.25
16322PA0040007	Rating Area 5	Tobacco User/Non-Tobacco User	52	685.43	702.56
16322PA0040007	Rating Area 5	Tobacco User/Non-Tobacco User	53	716.33	734.23
16322PA0040007	Rating Area 5	Tobacco User/Non-Tobacco User	54	749.68	768.43
16322PA0040007	Rating Area 5	Tobacco User/Non-Tobacco User	55	783.04	802.62
16322PA0040007	Rating Area 5	Tobacco User/Non-Tobacco User	56	819.21	839.69
16322PA0040007	Rating Area 5	Tobacco User/Non-Tobacco User	57	855.73	877.12
16322PA0040007	Rating Area 5	Tobacco User/Non-Tobacco User	58	894.70	917.07
16322PA0040007	Rating Area 5	Tobacco User/Non-Tobacco User	59	914.02	936.87
16322PA0040007	Rating Area 5	Tobacco User/Non-Tobacco User	60	952.99	976.82
16322PA0040007	Rating Area 5	Tobacco User/Non-Tobacco User	61	986.70	1011.37
16322PA0040007	Rating Area 5	Tobacco User/Non-Tobacco User	62	1008.83	1034.05
16322PA0040007	Rating Area 5	Tobacco User/Non-Tobacco User	63	1036.57	1062.48
16322PA0040007	Rating Area 5	Tobacco User/Non-Tobacco User	64 and over	1053.42	1079.76
16322PA0040007	Rating Area 6	Tobacco User/Non-Tobacco User	0-14	361.78	361.78
16322PA0040007	Rating Area 6	Tobacco User/Non-Tobacco User	15	393.94	393.94
16322PA0040007	Rating Area 6	Tobacco User/Non-Tobacco User	16	406.24	406.24
16322PA0040007	Rating Area 6	Tobacco User/Non-Tobacco User	17	418.53	418.53
16322PA0040007	Rating Area 6	Tobacco User/Non-Tobacco User	18	431.78	442.57
16322PA0040007	Rating Area 6	Tobacco User/Non-Tobacco User	19	445.02	456.14
16322PA0040007	Rating Area 6	Tobacco User/Non-Tobacco User	20	458.73	470.20
16322PA0040007	Rating Area 6	Tobacco User/Non-Tobacco User	21	472.92	484.74
16322PA0040007	Rating Area 6	Tobacco User/Non-Tobacco User	22	472.92	484.74
16322PA0040007	Rating Area 6	Tobacco User/Non-Tobacco User	23	472.92	484.74
16322PA0040007	Rating Area 6	Tobacco User/Non-Tobacco User	24	472.92	484.74
16322PA0040007	Rating Area 6	Tobacco User/Non-Tobacco User	25	474.81	486.68
16322PA0040007	Rating Area 6	Tobacco User/Non-Tobacco User	26	484.27	496.38
16322PA0040007	Rating Area 6	Tobacco User/Non-Tobacco User	27	495.62	508.01
16322PA0040007	Rating Area 6	Tobacco User/Non-Tobacco User	28	514.06	526.92
16322PA0040007	Rating Area 6	Tobacco User/Non-Tobacco User	29	529.20	542.43
16322PA0040007	Rating Area 6	Tobacco User/Non-Tobacco User	30	536.76	550.18
16322PA0040007	Rating Area 6	Tobacco User/Non-Tobacco User	31	548.11	561.82
16322PA0040007	Rating Area 6	Tobacco User/Non-Tobacco User	32	559.46	573.45
16322PA0040007	Rating Area 6	Tobacco User/Non-Tobacco User	33	566.56	580.72
16322PA0040007	Rating Area 6	Tobacco User/Non-Tobacco User	34	574.12	588.48
16322PA0040007	Rating Area 6	Tobacco User/Non-Tobacco User	35	577.91	592.36
16322PA0040007	Rating Area 6	Tobacco User/Non-Tobacco User	36	581.69	596.23
16322PA0040007	Rating Area 6	Tobacco User/Non-Tobacco User	37	585.47	600.11
16322PA0040007	Rating Area 6	Tobacco User/Non-Tobacco User	38	589.26	603.99
16322PA0040007	Rating Area 6	Tobacco User/Non-Tobacco User	39	596.83	611.75
16322PA0040007	Rating Area 6	Tobacco User/Non-Tobacco User	40	604.39	619.50
16322PA0040007	Rating Area 6	Tobacco User/Non-Tobacco User	41	615.74	631.14
16322PA0040007	Rating Area 6	Tobacco User/Non-Tobacco User	42	626.62	642.28
16322PA0040007	Rating Area 6	Tobacco User/Non-Tobacco User	43	641.75	657.80
16322PA0040007	Rating Area 6	Tobacco User/Non-Tobacco User	44	660.67	677.19
16322PA0040007	Rating Area 6	Tobacco User/Non-Tobacco User	45	682.90	699.97
16322PA0040007	Rating Area 6	Tobacco User/Non-Tobacco User	46	709.38	727.11
16322PA0040007	Rating Area 6	Tobacco User/Non-Tobacco User	47	739.17	757.65
16322PA0040007	Rating Area 6	Tobacco User/Non-Tobacco User	48	773.22	792.55
16322PA0040007	Rating Area 6	Tobacco User/Non-Tobacco User	49	806.80	826.97
16322PA0040007	Rating Area 6	Tobacco User/Non-Tobacco User	50	844.64	865.75
16322PA0040007	Rating Area 6	Tobacco User/Non-Tobacco User	51	882.00	904.05
16322PA0040007	Rating Area 6	Tobacco User/Non-Tobacco User	52	923.14	946.22
16322PA0040007	Rating Area 6	Tobacco User/Non-Tobacco User	53	964.76	988.88
16322PA0040007	Rating Area 6	Tobacco User/Non-Tobacco User	54	1009.68	1034.93
16322PA0040007	Rating Area 6	Tobacco User/Non-Tobacco User	55	1054.61	1080.98
16322PA0040007	Rating Area 6	Tobacco User/Non-Tobacco User	56	1103.32	1130.91
16322PA0040007	Rating Area 6	Tobacco User/Non-Tobacco User	57	1152.51	1181.32
16322PA0040007	Rating Area 6	Tobacco User/Non-Tobacco User	58	1205.00	1235.13
16322PA0040007	Rating Area 6	Tobacco User/Non-Tobacco User	59	1231.01	1261.79
16322PA0040007	Rating Area 6	Tobacco User/Non-Tobacco User	60	1283.50	1315.59
16322PA0040007	Rating Area 6	Tobacco User/Non-Tobacco User	61	1328.91	1362.13
16322PA0040007	Rating Area 6	Tobacco User/Non-Tobacco User	62	1358.70	1392.67

16322PA0040007	Rating Area 6	Tobacco User/Non-Tobacco User	63	1396.06	1430.96
16322PA0040007	Rating Area 6	Tobacco User/Non-Tobacco User	64 and over	1418.76	1454.23
16322PA0040008	Rating Area 1	Tobacco User/Non-Tobacco User	0-14	269.07	269.07
16322PA0040008	Rating Area 1	Tobacco User/Non-Tobacco User	15	292.99	292.99
16322PA0040008	Rating Area 1	Tobacco User/Non-Tobacco User	16	302.14	302.14
16322PA0040008	Rating Area 1	Tobacco User/Non-Tobacco User	17	311.28	311.28
16322PA0040008	Rating Area 1	Tobacco User/Non-Tobacco User	18	321.13	329.16
16322PA0040008	Rating Area 1	Tobacco User/Non-Tobacco User	19	330.98	339.25
16322PA0040008	Rating Area 1	Tobacco User/Non-Tobacco User	20	341.18	349.71
16322PA0040008	Rating Area 1	Tobacco User/Non-Tobacco User	21	351.73	360.52
16322PA0040008	Rating Area 1	Tobacco User/Non-Tobacco User	22	351.73	360.52
16322PA0040008	Rating Area 1	Tobacco User/Non-Tobacco User	23	351.73	360.52
16322PA0040008	Rating Area 1	Tobacco User/Non-Tobacco User	24	351.73	360.52
16322PA0040008	Rating Area 1	Tobacco User/Non-Tobacco User	25	353.14	361.97
16322PA0040008	Rating Area 1	Tobacco User/Non-Tobacco User	26	360.17	369.18
16322PA0040008	Rating Area 1	Tobacco User/Non-Tobacco User	27	368.61	377.83
16322PA0040008	Rating Area 1	Tobacco User/Non-Tobacco User	28	382.33	391.89
16322PA0040008	Rating Area 1	Tobacco User/Non-Tobacco User	29	393.59	403.43
16322PA0040008	Rating Area 1	Tobacco User/Non-Tobacco User	30	399.21	409.19
16322PA0040008	Rating Area 1	Tobacco User/Non-Tobacco User	31	407.66	417.85
16322PA0040008	Rating Area 1	Tobacco User/Non-Tobacco User	32	416.10	426.50
16322PA0040008	Rating Area 1	Tobacco User/Non-Tobacco User	33	421.37	431.91
16322PA0040008	Rating Area 1	Tobacco User/Non-Tobacco User	34	427.00	437.68
16322PA0040008	Rating Area 1	Tobacco User/Non-Tobacco User	35	429.81	440.56
16322PA0040008	Rating Area 1	Tobacco User/Non-Tobacco User	36	432.63	443.44
16322PA0040008	Rating Area 1	Tobacco User/Non-Tobacco User	37	435.44	446.33
16322PA0040008	Rating Area 1	Tobacco User/Non-Tobacco User	38	438.26	449.21
16322PA0040008	Rating Area 1	Tobacco User/Non-Tobacco User	39	443.88	454.98
16322PA0040008	Rating Area 1	Tobacco User/Non-Tobacco User	40	449.51	460.75
16322PA0040008	Rating Area 1	Tobacco User/Non-Tobacco User	41	457.95	469.40
16322PA0040008	Rating Area 1	Tobacco User/Non-Tobacco User	42	466.04	477.69
16322PA0040008	Rating Area 1	Tobacco User/Non-Tobacco User	43	477.30	489.23
16322PA0040008	Rating Area 1	Tobacco User/Non-Tobacco User	44	491.37	503.65
16322PA0040008	Rating Area 1	Tobacco User/Non-Tobacco User	45	507.90	520.60
16322PA0040008	Rating Area 1	Tobacco User/Non-Tobacco User	46	527.60	540.78
16322PA0040008	Rating Area 1	Tobacco User/Non-Tobacco User	47	549.75	563.50
16322PA0040008	Rating Area 1	Tobacco User/Non-Tobacco User	48	575.08	589.46
16322PA0040008	Rating Area 1	Tobacco User/Non-Tobacco User	49	600.05	615.05
16322PA0040008	Rating Area 1	Tobacco User/Non-Tobacco User	50	628.19	643.89
16322PA0040008	Rating Area 1	Tobacco User/Non-Tobacco User	51	655.98	672.38
16322PA0040008	Rating Area 1	Tobacco User/Non-Tobacco User	52	686.58	703.74
16322PA0040008	Rating Area 1	Tobacco User/Non-Tobacco User	53	717.53	735.47
16322PA0040008	Rating Area 1	Tobacco User/Non-Tobacco User	54	750.94	769.72
16322PA0040008	Rating Area 1	Tobacco User/Non-Tobacco User	55	784.36	803.97
16322PA0040008	Rating Area 1	Tobacco User/Non-Tobacco User	56	820.59	841.10
16322PA0040008	Rating Area 1	Tobacco User/Non-Tobacco User	57	857.17	878.60
16322PA0040008	Rating Area 1	Tobacco User/Non-Tobacco User	58	896.21	918.61
16322PA0040008	Rating Area 1	Tobacco User/Non-Tobacco User	59	915.55	938.44
16322PA0040008	Rating Area 1	Tobacco User/Non-Tobacco User	60	954.60	978.46
16322PA0040008	Rating Area 1	Tobacco User/Non-Tobacco User	61	988.36	1013.07
16322PA0040008	Rating Area 1	Tobacco User/Non-Tobacco User	62	1010.52	1035.78
16322PA0040008	Rating Area 1	Tobacco User/Non-Tobacco User	63	1038.31	1064.26
16322PA0040008	Rating Area 1	Tobacco User/Non-Tobacco User	64 and over	1055.19	1081.57
16322PA0040008	Rating Area 2	Tobacco User/Non-Tobacco User	0-14	295.01	295.01
16322PA0040008	Rating Area 2	Tobacco User/Non-Tobacco User	15	321.24	321.24
16322PA0040008	Rating Area 2	Tobacco User/Non-Tobacco User	16	331.26	331.26
16322PA0040008	Rating Area 2	Tobacco User/Non-Tobacco User	17	341.29	341.29
16322PA0040008	Rating Area 2	Tobacco User/Non-Tobacco User	18	352.09	360.89
16322PA0040008	Rating Area 2	Tobacco User/Non-Tobacco User	19	362.89	371.96
16322PA0040008	Rating Area 2	Tobacco User/Non-Tobacco User	20	374.07	383.42
16322PA0040008	Rating Area 2	Tobacco User/Non-Tobacco User	21	385.64	395.28
16322PA0040008	Rating Area 2	Tobacco User/Non-Tobacco User	22	385.64	395.28
16322PA0040008	Rating Area 2	Tobacco User/Non-Tobacco User	23	385.64	395.28
16322PA0040008	Rating Area 2	Tobacco User/Non-Tobacco User	24	385.64	395.28
16322PA0040008	Rating Area 2	Tobacco User/Non-Tobacco User	25	387.18	396.86
16322PA0040008	Rating Area 2	Tobacco User/Non-Tobacco User	26	394.90	404.77
16322PA0040008	Rating Area 2	Tobacco User/Non-Tobacco User	27	404.15	414.25
16322PA0040008	Rating Area 2	Tobacco User/Non-Tobacco User	28	419.19	429.67
16322PA0040008	Rating Area 2	Tobacco User/Non-Tobacco User	29	431.53	442.32
16322PA0040008	Rating Area 2	Tobacco User/Non-Tobacco User	30	437.70	448.64
16322PA0040008	Rating Area 2	Tobacco User/Non-Tobacco User	31	446.96	458.13
16322PA0040008	Rating Area 2	Tobacco User/Non-Tobacco User	32	456.21	467.62
16322PA0040008	Rating Area 2	Tobacco User/Non-Tobacco User	33	462.00	473.55
16322PA0040008	Rating Area 2	Tobacco User/Non-Tobacco User	34	468.17	479.87
16322PA0040008	Rating Area 2	Tobacco User/Non-Tobacco User	35	471.25	483.03
16322PA0040008	Rating Area 2	Tobacco User/Non-Tobacco User	36	474.34	486.20
16322PA0040008	Rating Area 2	Tobacco User/Non-Tobacco User	37	477.42	489.36
16322PA0040008	Rating Area 2	Tobacco User/Non-Tobacco User	38	480.51	492.52
16322PA0040008	Rating Area 2	Tobacco User/Non-Tobacco User	39	486.68	498.84
16322PA0040008	Rating Area 2	Tobacco User/Non-Tobacco User	40	492.85	505.17
16322PA0040008	Rating Area 2	Tobacco User/Non-Tobacco User	41	502.10	514.66
16322PA0040008	Rating Area 2	Tobacco User/Non-Tobacco User	42	510.97	523.75
16322PA0040008	Rating Area 2	Tobacco User/Non-Tobacco User	43	523.31	536.40
16322PA0040008	Rating Area 2	Tobacco User/Non-Tobacco User	44	538.74	552.21
16322PA0040008	Rating Area 2	Tobacco User/Non-Tobacco User	45	556.86	570.79
16322PA0040008	Rating Area 2	Tobacco User/Non-Tobacco User	46	578.46	592.92
16322PA0040008	Rating Area 2	Tobacco User/Non-Tobacco User	47	602.76	617.82
16322PA0040008	Rating Area 2	Tobacco User/Non-Tobacco User	48	630.52	646.28
16322PA0040008	Rating Area 2	Tobacco User/Non-Tobacco User	49	657.90	674.35
16322PA0040008	Rating Area 2	Tobacco User/Non-Tobacco User	50	688.75	705.97
16322PA0040008	Rating Area 2	Tobacco User/Non-Tobacco User	51	719.22	737.20
16322PA0040008	Rating Area 2	Tobacco User/Non-Tobacco User	52	752.77	771.59
16322PA0040008	Rating Area 2	Tobacco User/Non-Tobacco User	53	786.71	806.37
16322PA0040008	Rating Area 2	Tobacco User/Non-Tobacco User	54	823.34	843.92
16322PA0040008	Rating Area 2	Tobacco User/Non-Tobacco User	55	859.98	881.48
16322PA0040008	Rating Area 2	Tobacco User/Non-Tobacco User	56	899.70	922.19
16322PA0040008	Rating Area 2	Tobacco User/Non-Tobacco User	57	939.80	963.30
16322PA0040008	Rating Area 2	Tobacco User/Non-Tobacco User	58	982.61	1007.18
16322PA0040008	Rating Area 2	Tobacco User/Non-Tobacco User	59	1003.82	1028.92
16322PA0040008	Rating Area 2	Tobacco User/Non-Tobacco User	60	1046.63	1072.79
16322PA0040008	Rating Area 2	Tobacco User/Non-Tobacco User	61	1083.65	1110.74
16322PA0040008	Rating Area 2	Tobacco User/Non-Tobacco User	62	1107.94	1135.64
16322PA0040008	Rating Area 2	Tobacco User/Non-Tobacco User	63	1138.41	1166.87
16322PA0040008	Rating Area 2	Tobacco User/Non-Tobacco User	64 and over	1156.92	1185.84
16322PA0040008	Rating Area 4	Tobacco User/Non-Tobacco User	0-14	269.07	269.07
16322PA0040008	Rating Area 4	Tobacco User/Non-Tobacco User	15	292.99	292.99
16322PA0040008	Rating Area 4	Tobacco User/Non-Tobacco User	16	302.14	302.14
16322PA0040008	Rating Area 4	Tobacco User/Non-Tobacco User	17	311.28	311.28
16322PA0040008	Rating Area 4	Tobacco User/Non-Tobacco User	18	321.13	329.16
16322PA0040008	Rating Area 4	Tobacco User/Non-Tobacco User	19	330.98	339.25
16322PA0040008	Rating Area 4	Tobacco User/Non-Tobacco User	20	341.18	349.71
16322PA0040008	Rating Area 4	Tobacco User/Non-Tobacco User	21	351.73	360.52
16322PA0040008	Rating Area 4	Tobacco User/Non-Tobacco User	22	351.73	360.52
16322PA0040008	Rating Area 4	Tobacco User/Non-Tobacco User	23	351.73	360.52
16322PA0040008	Rating Area 4	Tobacco User/Non-Tobacco User	24	351.73	360.52
16322PA0040008	Rating Area 4	Tobacco User/Non-Tobacco User	25	353.14	361.97
16322PA0040008	Rating Area 4	Tobacco User/Non-Tobacco User	26	360.17	369.18
16322PA0040008	Rating Area 4	Tobacco User/Non-Tobacco User	27	368.61	377.83
16322PA0040008	Rating Area 4	Tobacco User/Non-Tobacco User	28	382.33	391.89
16322PA0040008	Rating Area 4	Tobacco User/Non-Tobacco User	29	393.59	403.43
16322PA0040008	Rating Area 4	Tobacco User/Non-Tobacco User	30	399.21	409.19
16322PA0040008	Rating Area 4	Tobacco User/Non-Tobacco User	31	407.66	417.85
16322PA0040008	Rating Area 4	Tobacco User/Non-Tobacco User	32	416.10	426.50
16322PA0040008	Rating Area 4	Tobacco User/Non-Tobacco User	33	421.37	431.91
16322PA0040008	Rating Area 4	Tobacco User/Non-Tobacco User	34	427.00	437.68
16322PA0040008	Rating Area 4	Tobacco User/Non-Tobacco User	35	429.81	440.56
16322PA0040008	Rating Area 4	Tobacco User/Non-Tobacco User	36	432.63	443.44
16322PA0040008	Rating Area 4	Tobacco User/Non-Tobacco User	37	435.44	446.33
16322PA0040008	Rating Area 4	Tobacco User/Non-Tobacco User	38	438.26	449.21
16322PA0040008	Rating Area 4	Tobacco User/Non-Tobacco User	39	443.88	454.98
16322PA0040008	Rating Area 4	Tobacco User/Non-Tobacco User	40	449.51	460.75
16322PA0040008	Rating Area 4	Tobacco User/Non-Tobacco User	41	457.95	469.40

16322PA0040008	Rating Area 4	Tobacco User/Non-Tobacco User	42	466.04	477.69
16322PA0040008	Rating Area 4	Tobacco User/Non-Tobacco User	43	477.30	489.23
16322PA0040008	Rating Area 4	Tobacco User/Non-Tobacco User	44	491.37	503.65
16322PA0040008	Rating Area 4	Tobacco User/Non-Tobacco User	45	507.90	520.60
16322PA0040008	Rating Area 4	Tobacco User/Non-Tobacco User	46	527.60	540.78
16322PA0040008	Rating Area 4	Tobacco User/Non-Tobacco User	47	549.75	563.50
16322PA0040008	Rating Area 4	Tobacco User/Non-Tobacco User	48	575.08	589.46
16322PA0040008	Rating Area 4	Tobacco User/Non-Tobacco User	49	600.05	615.05
16322PA0040008	Rating Area 4	Tobacco User/Non-Tobacco User	50	628.19	643.89
16322PA0040008	Rating Area 4	Tobacco User/Non-Tobacco User	51	655.98	672.38
16322PA0040008	Rating Area 4	Tobacco User/Non-Tobacco User	52	686.58	703.74
16322PA0040008	Rating Area 4	Tobacco User/Non-Tobacco User	53	717.53	735.47
16322PA0040008	Rating Area 4	Tobacco User/Non-Tobacco User	54	750.94	769.72
16322PA0040008	Rating Area 4	Tobacco User/Non-Tobacco User	55	784.36	803.97
16322PA0040008	Rating Area 4	Tobacco User/Non-Tobacco User	56	820.59	841.10
16322PA0040008	Rating Area 4	Tobacco User/Non-Tobacco User	57	857.17	878.60
16322PA0040008	Rating Area 4	Tobacco User/Non-Tobacco User	58	896.21	918.61
16322PA0040008	Rating Area 4	Tobacco User/Non-Tobacco User	59	915.55	938.44
16322PA0040008	Rating Area 4	Tobacco User/Non-Tobacco User	60	954.60	978.46
16322PA0040008	Rating Area 4	Tobacco User/Non-Tobacco User	61	988.36	1013.07
16322PA0040008	Rating Area 4	Tobacco User/Non-Tobacco User	62	1010.52	1035.78
16322PA0040008	Rating Area 4	Tobacco User/Non-Tobacco User	63	1038.31	1064.26
16322PA0040008	Rating Area 4	Tobacco User/Non-Tobacco User	64 and over	1055.19	1081.57
16322PA0040008	Rating Area 5	Tobacco User/Non-Tobacco User	0-14	269.07	269.07
16322PA0040008	Rating Area 5	Tobacco User/Non-Tobacco User	15	292.99	292.99
16322PA0040008	Rating Area 5	Tobacco User/Non-Tobacco User	16	302.14	302.14
16322PA0040008	Rating Area 5	Tobacco User/Non-Tobacco User	17	311.28	311.28
16322PA0040008	Rating Area 5	Tobacco User/Non-Tobacco User	18	321.13	329.16
16322PA0040008	Rating Area 5	Tobacco User/Non-Tobacco User	19	330.98	339.25
16322PA0040008	Rating Area 5	Tobacco User/Non-Tobacco User	20	341.18	349.71
16322PA0040008	Rating Area 5	Tobacco User/Non-Tobacco User	21	351.73	360.52
16322PA0040008	Rating Area 5	Tobacco User/Non-Tobacco User	22	351.73	360.52
16322PA0040008	Rating Area 5	Tobacco User/Non-Tobacco User	23	351.73	360.52
16322PA0040008	Rating Area 5	Tobacco User/Non-Tobacco User	24	351.73	360.52
16322PA0040008	Rating Area 5	Tobacco User/Non-Tobacco User	25	353.14	361.97
16322PA0040008	Rating Area 5	Tobacco User/Non-Tobacco User	26	360.17	369.18
16322PA0040008	Rating Area 5	Tobacco User/Non-Tobacco User	27	368.61	377.83
16322PA0040008	Rating Area 5	Tobacco User/Non-Tobacco User	28	382.33	391.89
16322PA0040008	Rating Area 5	Tobacco User/Non-Tobacco User	29	393.59	403.43
16322PA0040008	Rating Area 5	Tobacco User/Non-Tobacco User	30	399.21	409.19
16322PA0040008	Rating Area 5	Tobacco User/Non-Tobacco User	31	407.66	417.85
16322PA0040008	Rating Area 5	Tobacco User/Non-Tobacco User	32	416.10	426.50
16322PA0040008	Rating Area 5	Tobacco User/Non-Tobacco User	33	421.37	431.91
16322PA0040008	Rating Area 5	Tobacco User/Non-Tobacco User	34	427.00	437.68
16322PA0040008	Rating Area 5	Tobacco User/Non-Tobacco User	35	429.81	440.56
16322PA0040008	Rating Area 5	Tobacco User/Non-Tobacco User	36	432.63	443.44
16322PA0040008	Rating Area 5	Tobacco User/Non-Tobacco User	37	435.44	446.33
16322PA0040008	Rating Area 5	Tobacco User/Non-Tobacco User	38	438.26	449.21
16322PA0040008	Rating Area 5	Tobacco User/Non-Tobacco User	39	443.88	454.98
16322PA0040008	Rating Area 5	Tobacco User/Non-Tobacco User	40	449.51	460.75
16322PA0040008	Rating Area 5	Tobacco User/Non-Tobacco User	41	457.95	469.40
16322PA0040008	Rating Area 5	Tobacco User/Non-Tobacco User	42	466.04	477.69
16322PA0040008	Rating Area 5	Tobacco User/Non-Tobacco User	43	477.30	489.23
16322PA0040008	Rating Area 5	Tobacco User/Non-Tobacco User	44	491.37	503.65
16322PA0040008	Rating Area 5	Tobacco User/Non-Tobacco User	45	507.90	520.60
16322PA0040008	Rating Area 5	Tobacco User/Non-Tobacco User	46	527.60	540.78
16322PA0040008	Rating Area 5	Tobacco User/Non-Tobacco User	47	549.75	563.50
16322PA0040008	Rating Area 5	Tobacco User/Non-Tobacco User	48	575.08	589.46
16322PA0040008	Rating Area 5	Tobacco User/Non-Tobacco User	49	600.05	615.05
16322PA0040008	Rating Area 5	Tobacco User/Non-Tobacco User	50	628.19	643.89
16322PA0040008	Rating Area 5	Tobacco User/Non-Tobacco User	51	655.98	672.38
16322PA0040008	Rating Area 5	Tobacco User/Non-Tobacco User	52	686.58	703.74
16322PA0040008	Rating Area 5	Tobacco User/Non-Tobacco User	53	717.53	735.47
16322PA0040008	Rating Area 5	Tobacco User/Non-Tobacco User	54	750.94	769.72
16322PA0040008	Rating Area 5	Tobacco User/Non-Tobacco User	55	784.36	803.97
16322PA0040008	Rating Area 5	Tobacco User/Non-Tobacco User	56	820.59	841.10
16322PA0040008	Rating Area 5	Tobacco User/Non-Tobacco User	57	857.17	878.60
16322PA0040008	Rating Area 5	Tobacco User/Non-Tobacco User	58	896.21	918.61
16322PA0040008	Rating Area 5	Tobacco User/Non-Tobacco User	59	915.55	938.44
16322PA0040008	Rating Area 5	Tobacco User/Non-Tobacco User	60	954.60	978.46
16322PA0040008	Rating Area 5	Tobacco User/Non-Tobacco User	61	988.36	1013.07
16322PA0040008	Rating Area 5	Tobacco User/Non-Tobacco User	62	1010.52	1035.78
16322PA0040008	Rating Area 5	Tobacco User/Non-Tobacco User	63	1038.31	1064.26
16322PA0040008	Rating Area 5	Tobacco User/Non-Tobacco User	64 and over	1055.19	1081.57
16322PA0040008	Rating Area 6	Tobacco User/Non-Tobacco User	0-14	362.40	362.40
16322PA0040008	Rating Area 6	Tobacco User/Non-Tobacco User	15	394.61	394.61
16322PA0040008	Rating Area 6	Tobacco User/Non-Tobacco User	16	406.93	406.93
16322PA0040008	Rating Area 6	Tobacco User/Non-Tobacco User	17	419.24	419.24
16322PA0040008	Rating Area 6	Tobacco User/Non-Tobacco User	18	432.51	443.32
16322PA0040008	Rating Area 6	Tobacco User/Non-Tobacco User	19	445.77	456.91
16322PA0040008	Rating Area 6	Tobacco User/Non-Tobacco User	20	459.51	471.00
16322PA0040008	Rating Area 6	Tobacco User/Non-Tobacco User	21	473.72	485.56
16322PA0040008	Rating Area 6	Tobacco User/Non-Tobacco User	22	473.72	485.56
16322PA0040008	Rating Area 6	Tobacco User/Non-Tobacco User	23	473.72	485.56
16322PA0040008	Rating Area 6	Tobacco User/Non-Tobacco User	24	473.72	485.56
16322PA0040008	Rating Area 6	Tobacco User/Non-Tobacco User	25	475.61	487.51
16322PA0040008	Rating Area 6	Tobacco User/Non-Tobacco User	26	485.09	497.22
16322PA0040008	Rating Area 6	Tobacco User/Non-Tobacco User	27	496.46	508.87
16322PA0040008	Rating Area 6	Tobacco User/Non-Tobacco User	28	514.93	527.81
16322PA0040008	Rating Area 6	Tobacco User/Non-Tobacco User	29	530.09	543.34
16322PA0040008	Rating Area 6	Tobacco User/Non-Tobacco User	30	537.67	551.11
16322PA0040008	Rating Area 6	Tobacco User/Non-Tobacco User	31	549.04	562.77
16322PA0040008	Rating Area 6	Tobacco User/Non-Tobacco User	32	560.41	574.42
16322PA0040008	Rating Area 6	Tobacco User/Non-Tobacco User	33	567.52	581.70
16322PA0040008	Rating Area 6	Tobacco User/Non-Tobacco User	34	575.10	589.47
16322PA0040008	Rating Area 6	Tobacco User/Non-Tobacco User	35	578.89	593.36
16322PA0040008	Rating Area 6	Tobacco User/Non-Tobacco User	36	582.68	597.24
16322PA0040008	Rating Area 6	Tobacco User/Non-Tobacco User	37	586.47	601.13
16322PA0040008	Rating Area 6	Tobacco User/Non-Tobacco User	38	590.26	605.01
16322PA0040008	Rating Area 6	Tobacco User/Non-Tobacco User	39	597.83	612.78
16322PA0040008	Rating Area 6	Tobacco User/Non-Tobacco User	40	605.41	620.55
16322PA0040008	Rating Area 6	Tobacco User/Non-Tobacco User	41	616.78	632.20
16322PA0040008	Rating Area 6	Tobacco User/Non-Tobacco User	42	627.68	643.37
16322PA0040008	Rating Area 6	Tobacco User/Non-Tobacco User	43	642.84	658.91
16322PA0040008	Rating Area 6	Tobacco User/Non-Tobacco User	44	661.79	678.33
16322PA0040008	Rating Area 6	Tobacco User/Non-Tobacco User	45	684.05	701.15
16322PA0040008	Rating Area 6	Tobacco User/Non-Tobacco User	46	710.58	728.34
16322PA0040008	Rating Area 6	Tobacco User/Non-Tobacco User	47	740.42	758.93
16322PA0040008	Rating Area 6	Tobacco User/Non-Tobacco User	48	774.53	793.90
16322PA0040008	Rating Area 6	Tobacco User/Non-Tobacco User	49	808.17	828.37
16322PA0040008	Rating Area 6	Tobacco User/Non-Tobacco User	50	846.06	867.22
16322PA0040008	Rating Area 6	Tobacco User/Non-Tobacco User	51	883.49	905.57
16322PA0040008	Rating Area 6	Tobacco User/Non-Tobacco User	52	924.70	947.82
16322PA0040008	Rating Area 6	Tobacco User/Non-Tobacco User	53	966.39	990.55
16322PA0040008	Rating Area 6	Tobacco User/Non-Tobacco User	54	1011.39	1036.68
16322PA0040008	Rating Area 6	Tobacco User/Non-Tobacco User	55	1056.40	1082.81
16322PA0040008	Rating Area 6	Tobacco User/Non-Tobacco User	56	1105.19	1132.82
16322PA0040008	Rating Area 6	Tobacco User/Non-Tobacco User	57	1154.46	1183.32
16322PA0040008	Rating Area 6	Tobacco User/Non-Tobacco User	58	1207.04	1237.21
16322PA0040008	Rating Area 6	Tobacco User/Non-Tobacco User	59	1233.09	1263.92
16322PA0040008	Rating Area 6	Tobacco User/Non-Tobacco User	60	1285.68	1317.82
16322PA0040008	Rating Area 6	Tobacco User/Non-Tobacco User	61	1331.15	1364.43
16322PA0040008	Rating Area 6	Tobacco User/Non-Tobacco User	62	1361.00	1395.02
16322PA0040008	Rating Area 6	Tobacco User/Non-Tobacco User	63	1398.42	1433.38
16322PA0040008	Rating Area 6	Tobacco User/Non-Tobacco User	64 and over	1421.16	1456.69
16322PA0040010	Rating Area 1	Tobacco User/Non-Tobacco User	0-14	281.34	281.34
16322PA0040010	Rating Area 1	Tobacco User/Non-Tobacco User	15	306.35	306.35
16322PA0040010	Rating Area 1	Tobacco User/Non-Tobacco User	16	315.91	315.91
16322PA0040010	Rating Area 1	Tobacco User/Non-Tobacco User	17	325.48	325.48
16322PA0040010	Rating Area 1	Tobacco User/Non-Tobacco User	18	335.77	344.17
16322PA0040010	Rating Area 1	Tobacco User/Non-Tobacco User	19	346.07	354.72
16322PA0040010	Rating Area 1	Tobacco User/Non-Tobacco User	20	356.74	365.66

16322PA0040010	Rating Area 1	Tobacco User/Non-Tobacco User	21	367.77	376.96
16322PA0040010	Rating Area 1	Tobacco User/Non-Tobacco User	22	367.77	376.96
16322PA0040010	Rating Area 1	Tobacco User/Non-Tobacco User	23	367.77	376.96
16322PA0040010	Rating Area 1	Tobacco User/Non-Tobacco User	24	367.77	376.96
16322PA0040010	Rating Area 1	Tobacco User/Non-Tobacco User	25	369.24	378.47
16322PA0040010	Rating Area 1	Tobacco User/Non-Tobacco User	26	376.60	386.01
16322PA0040010	Rating Area 1	Tobacco User/Non-Tobacco User	27	385.42	395.06
16322PA0040010	Rating Area 1	Tobacco User/Non-Tobacco User	28	399.77	409.76
16322PA0040010	Rating Area 1	Tobacco User/Non-Tobacco User	29	411.53	421.82
16322PA0040010	Rating Area 1	Tobacco User/Non-Tobacco User	30	417.42	427.85
16322PA0040010	Rating Area 1	Tobacco User/Non-Tobacco User	31	426.25	436.90
16322PA0040010	Rating Area 1	Tobacco User/Non-Tobacco User	32	435.07	445.95
16322PA0040010	Rating Area 1	Tobacco User/Non-Tobacco User	33	440.59	451.60
16322PA0040010	Rating Area 1	Tobacco User/Non-Tobacco User	34	446.47	457.63
16322PA0040010	Rating Area 1	Tobacco User/Non-Tobacco User	35	449.41	460.65
16322PA0040010	Rating Area 1	Tobacco User/Non-Tobacco User	36	452.36	463.67
16322PA0040010	Rating Area 1	Tobacco User/Non-Tobacco User	37	455.30	466.68
16322PA0040010	Rating Area 1	Tobacco User/Non-Tobacco User	38	458.24	469.70
16322PA0040010	Rating Area 1	Tobacco User/Non-Tobacco User	39	464.13	475.73
16322PA0040010	Rating Area 1	Tobacco User/Non-Tobacco User	40	470.01	481.76
16322PA0040010	Rating Area 1	Tobacco User/Non-Tobacco User	41	478.84	490.81
16322PA0040010	Rating Area 1	Tobacco User/Non-Tobacco User	42	487.30	499.48
16322PA0040010	Rating Area 1	Tobacco User/Non-Tobacco User	43	499.06	511.54
16322PA0040010	Rating Area 1	Tobacco User/Non-Tobacco User	44	513.77	526.62
16322PA0040010	Rating Area 1	Tobacco User/Non-Tobacco User	45	531.06	544.34
16322PA0040010	Rating Area 1	Tobacco User/Non-Tobacco User	46	551.66	565.45
16322PA0040010	Rating Area 1	Tobacco User/Non-Tobacco User	47	574.82	589.20
16322PA0040010	Rating Area 1	Tobacco User/Non-Tobacco User	48	601.30	616.34
16322PA0040010	Rating Area 1	Tobacco User/Non-Tobacco User	49	627.42	643.10
16322PA0040010	Rating Area 1	Tobacco User/Non-Tobacco User	50	656.84	673.26
16322PA0040010	Rating Area 1	Tobacco User/Non-Tobacco User	51	685.89	703.04
16322PA0040010	Rating Area 1	Tobacco User/Non-Tobacco User	52	717.89	735.83
16322PA0040010	Rating Area 1	Tobacco User/Non-Tobacco User	53	750.25	769.01
16322PA0040010	Rating Area 1	Tobacco User/Non-Tobacco User	54	785.19	804.82
16322PA0040010	Rating Area 1	Tobacco User/Non-Tobacco User	55	820.13	840.63
16322PA0040010	Rating Area 1	Tobacco User/Non-Tobacco User	56	858.01	879.46
16322PA0040010	Rating Area 1	Tobacco User/Non-Tobacco User	57	896.26	918.66
16322PA0040010	Rating Area 1	Tobacco User/Non-Tobacco User	58	937.08	960.50
16322PA0040010	Rating Area 1	Tobacco User/Non-Tobacco User	59	957.31	981.24
16322PA0040010	Rating Area 1	Tobacco User/Non-Tobacco User	60	998.13	1023.08
16322PA0040010	Rating Area 1	Tobacco User/Non-Tobacco User	61	1033.43	1059.27
16322PA0040010	Rating Area 1	Tobacco User/Non-Tobacco User	62	1056.60	1083.02
16322PA0040010	Rating Area 1	Tobacco User/Non-Tobacco User	63	1085.66	1112.80
16322PA0040010	Rating Area 1	Tobacco User/Non-Tobacco User	64 and over	1103.31	1130.89
16322PA0040010	Rating Area 2	Tobacco User/Non-Tobacco User	0-14	308.47	308.47
16322PA0040010	Rating Area 2	Tobacco User/Non-Tobacco User	15	335.89	335.89
16322PA0040010	Rating Area 2	Tobacco User/Non-Tobacco User	16	346.37	346.37
16322PA0040010	Rating Area 2	Tobacco User/Non-Tobacco User	17	356.86	356.86
16322PA0040010	Rating Area 2	Tobacco User/Non-Tobacco User	18	368.15	377.35
16322PA0040010	Rating Area 2	Tobacco User/Non-Tobacco User	19	379.44	388.93
16322PA0040010	Rating Area 2	Tobacco User/Non-Tobacco User	20	391.13	400.91
16322PA0040010	Rating Area 2	Tobacco User/Non-Tobacco User	21	403.23	413.31
16322PA0040010	Rating Area 2	Tobacco User/Non-Tobacco User	22	403.23	413.31
16322PA0040010	Rating Area 2	Tobacco User/Non-Tobacco User	23	403.23	413.31
16322PA0040010	Rating Area 2	Tobacco User/Non-Tobacco User	24	403.23	413.31
16322PA0040010	Rating Area 2	Tobacco User/Non-Tobacco User	25	404.84	414.96
16322PA0040010	Rating Area 2	Tobacco User/Non-Tobacco User	26	412.91	423.23
16322PA0040010	Rating Area 2	Tobacco User/Non-Tobacco User	27	422.59	433.15
16322PA0040010	Rating Area 2	Tobacco User/Non-Tobacco User	28	438.31	449.27
16322PA0040010	Rating Area 2	Tobacco User/Non-Tobacco User	29	451.21	462.49
16322PA0040010	Rating Area 2	Tobacco User/Non-Tobacco User	30	457.67	469.11
16322PA0040010	Rating Area 2	Tobacco User/Non-Tobacco User	31	467.34	479.03
16322PA0040010	Rating Area 2	Tobacco User/Non-Tobacco User	32	477.02	488.95
16322PA0040010	Rating Area 2	Tobacco User/Non-Tobacco User	33	483.07	495.15
16322PA0040010	Rating Area 2	Tobacco User/Non-Tobacco User	34	489.52	501.76
16322PA0040010	Rating Area 2	Tobacco User/Non-Tobacco User	35	492.75	505.07
16322PA0040010	Rating Area 2	Tobacco User/Non-Tobacco User	36	495.97	508.37
16322PA0040010	Rating Area 2	Tobacco User/Non-Tobacco User	37	499.20	511.68
16322PA0040010	Rating Area 2	Tobacco User/Non-Tobacco User	38	502.42	514.99
16322PA0040010	Rating Area 2	Tobacco User/Non-Tobacco User	39	508.88	521.60
16322PA0040010	Rating Area 2	Tobacco User/Non-Tobacco User	40	515.33	528.21
16322PA0040010	Rating Area 2	Tobacco User/Non-Tobacco User	41	525.01	538.13
16322PA0040010	Rating Area 2	Tobacco User/Non-Tobacco User	42	534.28	547.64
16322PA0040010	Rating Area 2	Tobacco User/Non-Tobacco User	43	547.18	560.86
16322PA0040010	Rating Area 2	Tobacco User/Non-Tobacco User	44	563.31	577.40
16322PA0040010	Rating Area 2	Tobacco User/Non-Tobacco User	45	582.26	596.82
16322PA0040010	Rating Area 2	Tobacco User/Non-Tobacco User	46	604.85	619.97
16322PA0040010	Rating Area 2	Tobacco User/Non-Tobacco User	47	630.25	646.00
16322PA0040010	Rating Area 2	Tobacco User/Non-Tobacco User	48	659.28	675.76
16322PA0040010	Rating Area 2	Tobacco User/Non-Tobacco User	49	687.91	705.11
16322PA0040010	Rating Area 2	Tobacco User/Non-Tobacco User	50	720.17	738.17
16322PA0040010	Rating Area 2	Tobacco User/Non-Tobacco User	51	752.02	770.82
16322PA0040010	Rating Area 2	Tobacco User/Non-Tobacco User	52	787.10	806.78
16322PA0040010	Rating Area 2	Tobacco User/Non-Tobacco User	53	822.59	843.15
16322PA0040010	Rating Area 2	Tobacco User/Non-Tobacco User	54	860.90	882.42
16322PA0040010	Rating Area 2	Tobacco User/Non-Tobacco User	55	899.20	921.68
16322PA0040010	Rating Area 2	Tobacco User/Non-Tobacco User	56	940.74	964.25
16322PA0040010	Rating Area 2	Tobacco User/Non-Tobacco User	57	982.67	1007.24
16322PA0040010	Rating Area 2	Tobacco User/Non-Tobacco User	58	1027.43	1053.12
16322PA0040010	Rating Area 2	Tobacco User/Non-Tobacco User	59	1049.61	1075.85
16322PA0040010	Rating Area 2	Tobacco User/Non-Tobacco User	60	1094.37	1121.73
16322PA0040010	Rating Area 2	Tobacco User/Non-Tobacco User	61	1133.08	1161.40
16322PA0040010	Rating Area 2	Tobacco User/Non-Tobacco User	62	1158.48	1187.44
16322PA0040010	Rating Area 2	Tobacco User/Non-Tobacco User	63	1190.33	1220.09
16322PA0040010	Rating Area 2	Tobacco User/Non-Tobacco User	64 and over	1209.69	1239.93
16322PA0040010	Rating Area 4	Tobacco User/Non-Tobacco User	0-14	281.34	281.34
16322PA0040010	Rating Area 4	Tobacco User/Non-Tobacco User	15	306.35	306.35
16322PA0040010	Rating Area 4	Tobacco User/Non-Tobacco User	16	315.91	315.91
16322PA0040010	Rating Area 4	Tobacco User/Non-Tobacco User	17	325.48	325.48
16322PA0040010	Rating Area 4	Tobacco User/Non-Tobacco User	18	335.77	344.17
16322PA0040010	Rating Area 4	Tobacco User/Non-Tobacco User	19	346.07	354.72
16322PA0040010	Rating Area 4	Tobacco User/Non-Tobacco User	20	356.74	365.66
16322PA0040010	Rating Area 4	Tobacco User/Non-Tobacco User	21	367.77	376.96
16322PA0040010	Rating Area 4	Tobacco User/Non-Tobacco User	22	367.77	376.96
16322PA0040010	Rating Area 4	Tobacco User/Non-Tobacco User	23	367.77	376.96
16322PA0040010	Rating Area 4	Tobacco User/Non-Tobacco User	24	367.77	376.96
16322PA0040010	Rating Area 4	Tobacco User/Non-Tobacco User	25	369.24	378.47
16322PA0040010	Rating Area 4	Tobacco User/Non-Tobacco User	26	376.60	386.01
16322PA0040010	Rating Area 4	Tobacco User/Non-Tobacco User	27	385.42	395.06
16322PA0040010	Rating Area 4	Tobacco User/Non-Tobacco User	28	399.77	409.76
16322PA0040010	Rating Area 4	Tobacco User/Non-Tobacco User	29	411.53	421.82
16322PA0040010	Rating Area 4	Tobacco User/Non-Tobacco User	30	417.42	427.85
16322PA0040010	Rating Area 4	Tobacco User/Non-Tobacco User	31	426.25	436.90
16322PA0040010	Rating Area 4	Tobacco User/Non-Tobacco User	32	435.07	445.95
16322PA0040010	Rating Area 4	Tobacco User/Non-Tobacco User	33	440.59	451.60
16322PA0040010	Rating Area 4	Tobacco User/Non-Tobacco User	34	446.47	457.63
16322PA0040010	Rating Area 4	Tobacco User/Non-Tobacco User	35	449.41	460.65
16322PA0040010	Rating Area 4	Tobacco User/Non-Tobacco User	36	452.36	463.67
16322PA0040010	Rating Area 4	Tobacco User/Non-Tobacco User	37	455.30	466.68
16322PA0040010	Rating Area 4	Tobacco User/Non-Tobacco User	38	458.24	469.70
16322PA0040010	Rating Area 4	Tobacco User/Non-Tobacco User	39	464.13	475.73
16322PA0040010	Rating Area 4	Tobacco User/Non-Tobacco User	40	470.01	481.76
16322PA0040010	Rating Area 4	Tobacco User/Non-Tobacco User	41	478.84	490.81
16322PA0040010	Rating Area 4	Tobacco User/Non-Tobacco User	42	487.30	499.48
16322PA0040010	Rating Area 4	Tobacco User/Non-Tobacco User	43	499.06	511.54
16322PA0040010	Rating Area 4	Tobacco User/Non-Tobacco User	44	513.77	526.62
16322PA0040010	Rating Area 4	Tobacco User/Non-Tobacco User	45	531.06	544.34
16322PA0040010	Rating Area 4	Tobacco User/Non-Tobacco User	46	551.66	565.45
16322PA0040010	Rating Area 4	Tobacco User/Non-Tobacco User	47	574.82	589.20
16322PA0040010	Rating Area 4	Tobacco User/Non-Tobacco User	48	601.30	616.34
16322PA0040010	Rating Area 4	Tobacco User/Non-Tobacco User	49	627.42	643.10
16322PA0040010	Rating Area 4	Tobacco User/Non-Tobacco User	50	656.84	673.26

16322PA0040010	Rating Area 4	Tobacco User/Non-Tobacco User	51	685.89	703.04
16322PA0040010	Rating Area 4	Tobacco User/Non-Tobacco User	52	717.89	735.83
16322PA0040010	Rating Area 4	Tobacco User/Non-Tobacco User	53	750.25	769.01
16322PA0040010	Rating Area 4	Tobacco User/Non-Tobacco User	54	785.19	804.82
16322PA0040010	Rating Area 4	Tobacco User/Non-Tobacco User	55	820.13	840.63
16322PA0040010	Rating Area 4	Tobacco User/Non-Tobacco User	56	858.01	879.46
16322PA0040010	Rating Area 4	Tobacco User/Non-Tobacco User	57	896.26	918.66
16322PA0040010	Rating Area 4	Tobacco User/Non-Tobacco User	58	937.08	960.50
16322PA0040010	Rating Area 4	Tobacco User/Non-Tobacco User	59	957.31	981.24
16322PA0040010	Rating Area 4	Tobacco User/Non-Tobacco User	60	998.13	1023.08
16322PA0040010	Rating Area 4	Tobacco User/Non-Tobacco User	61	1033.43	1059.27
16322PA0040010	Rating Area 4	Tobacco User/Non-Tobacco User	62	1056.60	1083.02
16322PA0040010	Rating Area 4	Tobacco User/Non-Tobacco User	63	1085.66	1112.80
16322PA0040010	Rating Area 4	Tobacco User/Non-Tobacco User	64 and over	1103.31	1130.89
16322PA0040010	Rating Area 5	Tobacco User/Non-Tobacco User	0-14	281.34	281.34
16322PA0040010	Rating Area 5	Tobacco User/Non-Tobacco User	15	306.35	306.35
16322PA0040010	Rating Area 5	Tobacco User/Non-Tobacco User	16	315.91	315.91
16322PA0040010	Rating Area 5	Tobacco User/Non-Tobacco User	17	325.48	325.48
16322PA0040010	Rating Area 5	Tobacco User/Non-Tobacco User	18	335.77	344.17
16322PA0040010	Rating Area 5	Tobacco User/Non-Tobacco User	19	346.07	354.72
16322PA0040010	Rating Area 5	Tobacco User/Non-Tobacco User	20	356.74	365.66
16322PA0040010	Rating Area 5	Tobacco User/Non-Tobacco User	21	367.77	376.96
16322PA0040010	Rating Area 5	Tobacco User/Non-Tobacco User	22	367.77	376.96
16322PA0040010	Rating Area 5	Tobacco User/Non-Tobacco User	23	367.77	376.96
16322PA0040010	Rating Area 5	Tobacco User/Non-Tobacco User	24	367.77	376.96
16322PA0040010	Rating Area 5	Tobacco User/Non-Tobacco User	25	369.24	378.47
16322PA0040010	Rating Area 5	Tobacco User/Non-Tobacco User	26	376.60	386.01
16322PA0040010	Rating Area 5	Tobacco User/Non-Tobacco User	27	385.42	395.06
16322PA0040010	Rating Area 5	Tobacco User/Non-Tobacco User	28	399.77	409.76
16322PA0040010	Rating Area 5	Tobacco User/Non-Tobacco User	29	411.53	421.82
16322PA0040010	Rating Area 5	Tobacco User/Non-Tobacco User	30	417.42	427.85
16322PA0040010	Rating Area 5	Tobacco User/Non-Tobacco User	31	426.25	436.90
16322PA0040010	Rating Area 5	Tobacco User/Non-Tobacco User	32	435.07	445.95
16322PA0040010	Rating Area 5	Tobacco User/Non-Tobacco User	33	440.59	451.60
16322PA0040010	Rating Area 5	Tobacco User/Non-Tobacco User	34	446.47	457.63
16322PA0040010	Rating Area 5	Tobacco User/Non-Tobacco User	35	449.41	460.65
16322PA0040010	Rating Area 5	Tobacco User/Non-Tobacco User	36	452.36	463.67
16322PA0040010	Rating Area 5	Tobacco User/Non-Tobacco User	37	455.30	466.68
16322PA0040010	Rating Area 5	Tobacco User/Non-Tobacco User	38	458.24	469.70
16322PA0040010	Rating Area 5	Tobacco User/Non-Tobacco User	39	464.13	475.73
16322PA0040010	Rating Area 5	Tobacco User/Non-Tobacco User	40	470.01	481.76
16322PA0040010	Rating Area 5	Tobacco User/Non-Tobacco User	41	478.84	490.81
16322PA0040010	Rating Area 5	Tobacco User/Non-Tobacco User	42	487.30	499.48
16322PA0040010	Rating Area 5	Tobacco User/Non-Tobacco User	43	499.06	511.54
16322PA0040010	Rating Area 5	Tobacco User/Non-Tobacco User	44	513.77	526.62
16322PA0040010	Rating Area 5	Tobacco User/Non-Tobacco User	45	531.06	544.34
16322PA0040010	Rating Area 5	Tobacco User/Non-Tobacco User	46	551.66	565.45
16322PA0040010	Rating Area 5	Tobacco User/Non-Tobacco User	47	574.82	589.20
16322PA0040010	Rating Area 5	Tobacco User/Non-Tobacco User	48	601.30	616.34
16322PA0040010	Rating Area 5	Tobacco User/Non-Tobacco User	49	627.42	643.10
16322PA0040010	Rating Area 5	Tobacco User/Non-Tobacco User	50	656.84	673.26
16322PA0040010	Rating Area 5	Tobacco User/Non-Tobacco User	51	685.89	703.04
16322PA0040010	Rating Area 5	Tobacco User/Non-Tobacco User	52	717.89	735.83
16322PA0040010	Rating Area 5	Tobacco User/Non-Tobacco User	53	750.25	769.01
16322PA0040010	Rating Area 5	Tobacco User/Non-Tobacco User	54	785.19	804.82
16322PA0040010	Rating Area 5	Tobacco User/Non-Tobacco User	55	820.13	840.63
16322PA0040010	Rating Area 5	Tobacco User/Non-Tobacco User	56	858.01	879.46
16322PA0040010	Rating Area 5	Tobacco User/Non-Tobacco User	57	896.26	918.66
16322PA0040010	Rating Area 5	Tobacco User/Non-Tobacco User	58	937.08	960.50
16322PA0040010	Rating Area 5	Tobacco User/Non-Tobacco User	59	957.31	981.24
16322PA0040010	Rating Area 5	Tobacco User/Non-Tobacco User	60	998.13	1023.08
16322PA0040010	Rating Area 5	Tobacco User/Non-Tobacco User	61	1033.43	1059.27
16322PA0040010	Rating Area 5	Tobacco User/Non-Tobacco User	62	1056.60	1083.02
16322PA0040010	Rating Area 5	Tobacco User/Non-Tobacco User	63	1085.66	1112.80
16322PA0040010	Rating Area 5	Tobacco User/Non-Tobacco User	64 and over	1103.31	1130.89
16322PA0040010	Rating Area 6	Tobacco User/Non-Tobacco User	0-14	378.93	378.93
16322PA0040010	Rating Area 6	Tobacco User/Non-Tobacco User	15	412.61	412.61
16322PA0040010	Rating Area 6	Tobacco User/Non-Tobacco User	16	425.49	425.49
16322PA0040010	Rating Area 6	Tobacco User/Non-Tobacco User	17	438.37	438.37
16322PA0040010	Rating Area 6	Tobacco User/Non-Tobacco User	18	452.24	463.54
16322PA0040010	Rating Area 6	Tobacco User/Non-Tobacco User	19	466.11	477.76
16322PA0040010	Rating Area 6	Tobacco User/Non-Tobacco User	20	480.47	492.48
16322PA0040010	Rating Area 6	Tobacco User/Non-Tobacco User	21	495.33	507.71
16322PA0040010	Rating Area 6	Tobacco User/Non-Tobacco User	22	495.33	507.71
16322PA0040010	Rating Area 6	Tobacco User/Non-Tobacco User	23	495.33	507.71
16322PA0040010	Rating Area 6	Tobacco User/Non-Tobacco User	24	495.33	507.71
16322PA0040010	Rating Area 6	Tobacco User/Non-Tobacco User	25	497.31	509.74
16322PA0040010	Rating Area 6	Tobacco User/Non-Tobacco User	26	507.22	519.90
16322PA0040010	Rating Area 6	Tobacco User/Non-Tobacco User	27	519.11	532.08
16322PA0040010	Rating Area 6	Tobacco User/Non-Tobacco User	28	538.42	551.88
16322PA0040010	Rating Area 6	Tobacco User/Non-Tobacco User	29	554.27	568.13
16322PA0040010	Rating Area 6	Tobacco User/Non-Tobacco User	30	562.20	576.25
16322PA0040010	Rating Area 6	Tobacco User/Non-Tobacco User	31	574.09	588.44
16322PA0040010	Rating Area 6	Tobacco User/Non-Tobacco User	32	585.98	600.62
16322PA0040010	Rating Area 6	Tobacco User/Non-Tobacco User	33	593.41	608.24
16322PA0040010	Rating Area 6	Tobacco User/Non-Tobacco User	34	601.33	616.36
16322PA0040010	Rating Area 6	Tobacco User/Non-Tobacco User	35	605.29	620.43
16322PA0040010	Rating Area 6	Tobacco User/Non-Tobacco User	36	609.26	624.49
16322PA0040010	Rating Area 6	Tobacco User/Non-Tobacco User	37	613.22	628.55
16322PA0040010	Rating Area 6	Tobacco User/Non-Tobacco User	38	617.18	632.61
16322PA0040010	Rating Area 6	Tobacco User/Non-Tobacco User	39	625.11	640.73
16322PA0040010	Rating Area 6	Tobacco User/Non-Tobacco User	40	633.03	648.86
16322PA0040010	Rating Area 6	Tobacco User/Non-Tobacco User	41	644.92	661.04
16322PA0040010	Rating Area 6	Tobacco User/Non-Tobacco User	42	656.31	672.72
16322PA0040010	Rating Area 6	Tobacco User/Non-Tobacco User	43	672.16	688.97
16322PA0040010	Rating Area 6	Tobacco User/Non-Tobacco User	44	691.98	709.28
16322PA0040010	Rating Area 6	Tobacco User/Non-Tobacco User	45	715.26	733.14
16322PA0040010	Rating Area 6	Tobacco User/Non-Tobacco User	46	743.00	761.57
16322PA0040010	Rating Area 6	Tobacco User/Non-Tobacco User	47	774.20	793.56
16322PA0040010	Rating Area 6	Tobacco User/Non-Tobacco User	48	809.86	830.11
16322PA0040010	Rating Area 6	Tobacco User/Non-Tobacco User	49	845.03	866.16
16322PA0040010	Rating Area 6	Tobacco User/Non-Tobacco User	50	884.66	906.78
16322PA0040010	Rating Area 6	Tobacco User/Non-Tobacco User	51	923.79	946.89
16322PA0040010	Rating Area 6	Tobacco User/Non-Tobacco User	52	966.88	991.06
16322PA0040010	Rating Area 6	Tobacco User/Non-Tobacco User	53	1010.47	1035.74
16322PA0040010	Rating Area 6	Tobacco User/Non-Tobacco User	54	1057.53	1083.97
16322PA0040010	Rating Area 6	Tobacco User/Non-Tobacco User	55	1104.59	1132.20
16322PA0040010	Rating Area 6	Tobacco User/Non-Tobacco User	56	1155.60	1184.50
16322PA0040010	Rating Area 6	Tobacco User/Non-Tobacco User	57	1207.12	1237.30
16322PA0040010	Rating Area 6	Tobacco User/Non-Tobacco User	58	1262.10	1293.65
16322PA0040010	Rating Area 6	Tobacco User/Non-Tobacco User	59	1289.34	1321.58
16322PA0040010	Rating Area 6	Tobacco User/Non-Tobacco User	60	1344.33	1377.93
16322PA0040010	Rating Area 6	Tobacco User/Non-Tobacco User	61	1391.88	1426.67
16322PA0040010	Rating Area 6	Tobacco User/Non-Tobacco User	62	1423.08	1458.66
16322PA0040010	Rating Area 6	Tobacco User/Non-Tobacco User	63	1462.21	1498.77
16322PA0040010	Rating Area 6	Tobacco User/Non-Tobacco User	64 and over	1485.99	1523.14
16322PA0040024	Rating Area 1	Tobacco User/Non-Tobacco User	0-14	194.23	194.23
16322PA0040024	Rating Area 1	Tobacco User/Non-Tobacco User	15	211.50	211.50
16322PA0040024	Rating Area 1	Tobacco User/Non-Tobacco User	16	218.10	218.10
16322PA0040024	Rating Area 1	Tobacco User/Non-Tobacco User	17	224.70	224.70
16322PA0040024	Rating Area 1	Tobacco User/Non-Tobacco User	18	231.81	237.61
16322PA0040024	Rating Area 1	Tobacco User/Non-Tobacco User	19	238.92	244.89
16322PA0040024	Rating Area 1	Tobacco User/Non-Tobacco User	20	246.28	252.44
16322PA0040024	Rating Area 1	Tobacco User/Non-Tobacco User	21	253.90	260.25
16322PA0040024	Rating Area 1	Tobacco User/Non-Tobacco User	22	253.90	260.25
16322PA0040024	Rating Area 1	Tobacco User/Non-Tobacco User	23	253.90	260.25
16322PA0040024	Rating Area 1	Tobacco User/Non-Tobacco User	24	253.90	260.25
16322PA0040024	Rating Area 1	Tobacco User/Non-Tobacco User	25	254.92	261.29
16322PA0040024	Rating Area 1	Tobacco User/Non-Tobacco User	26	259.99	266.49
16322PA0040024	Rating Area 1	Tobacco User/Non-Tobacco User	27	266.09	272.74
16322PA0040024	Rating Area 1	Tobacco User/Non-Tobacco User	28	275.99	282.89
16322PA0040024	Rating Area 1	Tobacco User/Non-Tobacco User	29	284.11	291.22

16322PA0040024	Rating Area 1	Tobacco User/Non-Tobacco User	30	288.18	295.38
16322PA0040024	Rating Area 1	Tobacco User/Non-Tobacco User	31	294.27	301.63
16322PA0040024	Rating Area 1	Tobacco User/Non-Tobacco User	32	300.36	307.87
16322PA0040024	Rating Area 1	Tobacco User/Non-Tobacco User	33	304.17	311.78
16322PA0040024	Rating Area 1	Tobacco User/Non-Tobacco User	34	308.23	315.94
16322PA0040024	Rating Area 1	Tobacco User/Non-Tobacco User	35	310.27	318.02
16322PA0040024	Rating Area 1	Tobacco User/Non-Tobacco User	36	312.30	320.10
16322PA0040024	Rating Area 1	Tobacco User/Non-Tobacco User	37	314.33	322.19
16322PA0040024	Rating Area 1	Tobacco User/Non-Tobacco User	38	316.36	324.27
16322PA0040024	Rating Area 1	Tobacco User/Non-Tobacco User	39	320.42	328.43
16322PA0040024	Rating Area 1	Tobacco User/Non-Tobacco User	40	324.48	332.60
16322PA0040024	Rating Area 1	Tobacco User/Non-Tobacco User	41	330.58	338.84
16322PA0040024	Rating Area 1	Tobacco User/Non-Tobacco User	42	336.42	344.83
16322PA0040024	Rating Area 1	Tobacco User/Non-Tobacco User	43	344.54	353.16
16322PA0040024	Rating Area 1	Tobacco User/Non-Tobacco User	44	354.70	363.57
16322PA0040024	Rating Area 1	Tobacco User/Non-Tobacco User	45	366.63	375.80
16322PA0040024	Rating Area 1	Tobacco User/Non-Tobacco User	46	380.85	390.37
16322PA0040024	Rating Area 1	Tobacco User/Non-Tobacco User	47	396.85	406.77
16322PA0040024	Rating Area 1	Tobacco User/Non-Tobacco User	48	415.13	425.50
16322PA0040024	Rating Area 1	Tobacco User/Non-Tobacco User	49	433.15	443.98
16322PA0040024	Rating Area 1	Tobacco User/Non-Tobacco User	50	453.47	464.80
16322PA0040024	Rating Area 1	Tobacco User/Non-Tobacco User	51	473.52	485.36
16322PA0040024	Rating Area 1	Tobacco User/Non-Tobacco User	52	495.61	508.00
16322PA0040024	Rating Area 1	Tobacco User/Non-Tobacco User	53	517.96	530.90
16322PA0040024	Rating Area 1	Tobacco User/Non-Tobacco User	54	542.08	555.63
16322PA0040024	Rating Area 1	Tobacco User/Non-Tobacco User	55	566.20	580.35
16322PA0040024	Rating Area 1	Tobacco User/Non-Tobacco User	56	592.35	607.16
16322PA0040024	Rating Area 1	Tobacco User/Non-Tobacco User	57	618.75	634.22
16322PA0040024	Rating Area 1	Tobacco User/Non-Tobacco User	58	646.94	663.11
16322PA0040024	Rating Area 1	Tobacco User/Non-Tobacco User	59	660.90	677.42
16322PA0040024	Rating Area 1	Tobacco User/Non-Tobacco User	60	689.08	706.31
16322PA0040024	Rating Area 1	Tobacco User/Non-Tobacco User	61	713.46	731.30
16322PA0040024	Rating Area 1	Tobacco User/Non-Tobacco User	62	729.45	747.69
16322PA0040024	Rating Area 1	Tobacco User/Non-Tobacco User	63	749.51	768.25
16322PA0040024	Rating Area 1	Tobacco User/Non-Tobacco User	64 and over	761.70	780.74
16322PA0040024	Rating Area 2	Tobacco User/Non-Tobacco User	0-14	212.95	212.95
16322PA0040024	Rating Area 2	Tobacco User/Non-Tobacco User	15	231.88	231.88
16322PA0040024	Rating Area 2	Tobacco User/Non-Tobacco User	16	239.12	239.12
16322PA0040024	Rating Area 2	Tobacco User/Non-Tobacco User	17	246.36	246.36
16322PA0040024	Rating Area 2	Tobacco User/Non-Tobacco User	18	254.15	260.51
16322PA0040024	Rating Area 2	Tobacco User/Non-Tobacco User	19	261.95	268.49
16322PA0040024	Rating Area 2	Tobacco User/Non-Tobacco User	20	270.02	276.77
16322PA0040024	Rating Area 2	Tobacco User/Non-Tobacco User	21	278.37	285.33
16322PA0040024	Rating Area 2	Tobacco User/Non-Tobacco User	22	278.37	285.33
16322PA0040024	Rating Area 2	Tobacco User/Non-Tobacco User	23	278.37	285.33
16322PA0040024	Rating Area 2	Tobacco User/Non-Tobacco User	24	278.37	285.33
16322PA0040024	Rating Area 2	Tobacco User/Non-Tobacco User	25	279.48	286.47
16322PA0040024	Rating Area 2	Tobacco User/Non-Tobacco User	26	285.05	292.18
16322PA0040024	Rating Area 2	Tobacco User/Non-Tobacco User	27	291.73	299.03
16322PA0040024	Rating Area 2	Tobacco User/Non-Tobacco User	28	302.59	310.15
16322PA0040024	Rating Area 2	Tobacco User/Non-Tobacco User	29	311.50	319.28
16322PA0040024	Rating Area 2	Tobacco User/Non-Tobacco User	30	315.95	323.85
16322PA0040024	Rating Area 2	Tobacco User/Non-Tobacco User	31	322.63	330.70
16322PA0040024	Rating Area 2	Tobacco User/Non-Tobacco User	32	329.31	337.54
16322PA0040024	Rating Area 2	Tobacco User/Non-Tobacco User	33	333.49	341.82
16322PA0040024	Rating Area 2	Tobacco User/Non-Tobacco User	34	337.94	346.39
16322PA0040024	Rating Area 2	Tobacco User/Non-Tobacco User	35	340.17	348.67
16322PA0040024	Rating Area 2	Tobacco User/Non-Tobacco User	36	342.40	350.95
16322PA0040024	Rating Area 2	Tobacco User/Non-Tobacco User	37	344.62	353.24
16322PA0040024	Rating Area 2	Tobacco User/Non-Tobacco User	38	346.85	355.52
16322PA0040024	Rating Area 2	Tobacco User/Non-Tobacco User	39	351.30	360.09
16322PA0040024	Rating Area 2	Tobacco User/Non-Tobacco User	40	355.76	364.65
16322PA0040024	Rating Area 2	Tobacco User/Non-Tobacco User	41	362.44	371.50
16322PA0040024	Rating Area 2	Tobacco User/Non-Tobacco User	42	368.84	378.06
16322PA0040024	Rating Area 2	Tobacco User/Non-Tobacco User	43	377.75	387.19
16322PA0040024	Rating Area 2	Tobacco User/Non-Tobacco User	44	388.88	398.60
16322PA0040024	Rating Area 2	Tobacco User/Non-Tobacco User	45	401.97	412.02
16322PA0040024	Rating Area 2	Tobacco User/Non-Tobacco User	46	417.56	427.99
16322PA0040024	Rating Area 2	Tobacco User/Non-Tobacco User	47	435.09	445.97
16322PA0040024	Rating Area 2	Tobacco User/Non-Tobacco User	48	455.13	466.51
16322PA0040024	Rating Area 2	Tobacco User/Non-Tobacco User	49	474.90	486.77
16322PA0040024	Rating Area 2	Tobacco User/Non-Tobacco User	50	497.17	509.60
16322PA0040024	Rating Area 2	Tobacco User/Non-Tobacco User	51	519.16	532.14
16322PA0040024	Rating Area 2	Tobacco User/Non-Tobacco User	52	543.38	556.96
16322PA0040024	Rating Area 2	Tobacco User/Non-Tobacco User	53	567.87	582.07
16322PA0040024	Rating Area 2	Tobacco User/Non-Tobacco User	54	594.32	609.18
16322PA0040024	Rating Area 2	Tobacco User/Non-Tobacco User	55	620.77	636.28
16322PA0040024	Rating Area 2	Tobacco User/Non-Tobacco User	56	649.44	665.67
16322PA0040024	Rating Area 2	Tobacco User/Non-Tobacco User	57	678.39	695.35
16322PA0040024	Rating Area 2	Tobacco User/Non-Tobacco User	58	709.29	727.02
16322PA0040024	Rating Area 2	Tobacco User/Non-Tobacco User	59	724.60	742.71
16322PA0040024	Rating Area 2	Tobacco User/Non-Tobacco User	60	755.50	774.38
16322PA0040024	Rating Area 2	Tobacco User/Non-Tobacco User	61	782.22	801.78
16322PA0040024	Rating Area 2	Tobacco User/Non-Tobacco User	62	799.76	819.75
16322PA0040024	Rating Area 2	Tobacco User/Non-Tobacco User	63	821.75	842.29
16322PA0040024	Rating Area 2	Tobacco User/Non-Tobacco User	64 and over	835.11	855.99
16322PA0040024	Rating Area 4	Tobacco User/Non-Tobacco User	0-14	194.23	194.23
16322PA0040024	Rating Area 4	Tobacco User/Non-Tobacco User	15	211.50	211.50
16322PA0040024	Rating Area 4	Tobacco User/Non-Tobacco User	16	218.10	218.10
16322PA0040024	Rating Area 4	Tobacco User/Non-Tobacco User	17	224.70	224.70
16322PA0040024	Rating Area 4	Tobacco User/Non-Tobacco User	18	231.81	237.61
16322PA0040024	Rating Area 4	Tobacco User/Non-Tobacco User	19	238.92	244.89
16322PA0040024	Rating Area 4	Tobacco User/Non-Tobacco User	20	246.28	252.44
16322PA0040024	Rating Area 4	Tobacco User/Non-Tobacco User	21	253.90	260.25
16322PA0040024	Rating Area 4	Tobacco User/Non-Tobacco User	22	253.90	260.25
16322PA0040024	Rating Area 4	Tobacco User/Non-Tobacco User	23	253.90	260.25
16322PA0040024	Rating Area 4	Tobacco User/Non-Tobacco User	24	253.90	260.25
16322PA0040024	Rating Area 4	Tobacco User/Non-Tobacco User	25	254.92	261.29
16322PA0040024	Rating Area 4	Tobacco User/Non-Tobacco User	26	259.99	266.49
16322PA0040024	Rating Area 4	Tobacco User/Non-Tobacco User	27	266.09	272.74
16322PA0040024	Rating Area 4	Tobacco User/Non-Tobacco User	28	275.99	282.89
16322PA0040024	Rating Area 4	Tobacco User/Non-Tobacco User	29	284.11	291.22
16322PA0040024	Rating Area 4	Tobacco User/Non-Tobacco User	30	288.18	295.38
16322PA0040024	Rating Area 4	Tobacco User/Non-Tobacco User	31	294.27	301.63
16322PA0040024	Rating Area 4	Tobacco User/Non-Tobacco User	32	300.36	307.87
16322PA0040024	Rating Area 4	Tobacco User/Non-Tobacco User	33	304.17	311.78
16322PA0040024	Rating Area 4	Tobacco User/Non-Tobacco User	34	308.23	315.94
16322PA0040024	Rating Area 4	Tobacco User/Non-Tobacco User	35	310.27	318.02
16322PA0040024	Rating Area 4	Tobacco User/Non-Tobacco User	36	312.30	320.10
16322PA0040024	Rating Area 4	Tobacco User/Non-Tobacco User	37	314.33	322.19
16322PA0040024	Rating Area 4	Tobacco User/Non-Tobacco User	38	316.36	324.27
16322PA0040024	Rating Area 4	Tobacco User/Non-Tobacco User	39	320.42	328.43
16322PA0040024	Rating Area 4	Tobacco User/Non-Tobacco User	40	324.48	332.60
16322PA0040024	Rating Area 4	Tobacco User/Non-Tobacco User	41	330.58	338.84
16322PA0040024	Rating Area 4	Tobacco User/Non-Tobacco User	42	336.42	344.83
16322PA0040024	Rating Area 4	Tobacco User/Non-Tobacco User	43	344.54	353.16
16322PA0040024	Rating Area 4	Tobacco User/Non-Tobacco User	44	354.70	363.57
16322PA0040024	Rating Area 4	Tobacco User/Non-Tobacco User	45	366.63	375.80
16322PA0040024	Rating Area 4	Tobacco User/Non-Tobacco User	46	380.85	390.37
16322PA0040024	Rating Area 4	Tobacco User/Non-Tobacco User	47	396.85	406.77
16322PA0040024	Rating Area 4	Tobacco User/Non-Tobacco User	48	415.13	425.50
16322PA0040024	Rating Area 4	Tobacco User/Non-Tobacco User	49	433.15	443.98
16322PA0040024	Rating Area 4	Tobacco User/Non-Tobacco User	50	453.47	464.80
16322PA0040024	Rating Area 4	Tobacco User/Non-Tobacco User	51	473.52	485.36
16322PA0040024	Rating Area 4	Tobacco User/Non-Tobacco User	52	495.61	508.00
16322PA0040024	Rating Area 4	Tobacco User/Non-Tobacco User	53	517.96	530.90
16322PA0040024	Rating Area 4	Tobacco User/Non-Tobacco User	54	542.08	555.63
16322PA0040024	Rating Area 4	Tobacco User/Non-Tobacco User	55	566.20	580.35
16322PA0040024	Rating Area 4	Tobacco User/Non-Tobacco User	56	592.35	607.16
16322PA0040024	Rating Area 4	Tobacco User/Non-Tobacco User	57	618.75	634.22
16322PA0040024	Rating Area 4	Tobacco User/Non-Tobacco User	58	646.94	663.11
16322PA0040024	Rating Area 4	Tobacco User/Non-Tobacco User	59	660.90	677.42

16322PA0040024	Rating Area 4	Tobacco User/Non-Tobacco User	60	689.08	706.31
16322PA0040024	Rating Area 4	Tobacco User/Non-Tobacco User	61	713.46	731.30
16322PA0040024	Rating Area 4	Tobacco User/Non-Tobacco User	62	729.45	747.69
16322PA0040024	Rating Area 4	Tobacco User/Non-Tobacco User	63	749.51	768.25
16322PA0040024	Rating Area 4	Tobacco User/Non-Tobacco User	64 and over	761.70	780.74
16322PA0040024	Rating Area 5	Tobacco User/Non-Tobacco User	0-14	194.23	194.23
16322PA0040024	Rating Area 5	Tobacco User/Non-Tobacco User	15	211.50	211.50
16322PA0040024	Rating Area 5	Tobacco User/Non-Tobacco User	16	218.10	218.10
16322PA0040024	Rating Area 5	Tobacco User/Non-Tobacco User	17	224.70	224.70
16322PA0040024	Rating Area 5	Tobacco User/Non-Tobacco User	18	231.81	237.61
16322PA0040024	Rating Area 5	Tobacco User/Non-Tobacco User	19	238.92	244.89
16322PA0040024	Rating Area 5	Tobacco User/Non-Tobacco User	20	246.28	252.44
16322PA0040024	Rating Area 5	Tobacco User/Non-Tobacco User	21	253.90	260.25
16322PA0040024	Rating Area 5	Tobacco User/Non-Tobacco User	22	253.90	260.25
16322PA0040024	Rating Area 5	Tobacco User/Non-Tobacco User	23	253.90	260.25
16322PA0040024	Rating Area 5	Tobacco User/Non-Tobacco User	24	253.90	260.25
16322PA0040024	Rating Area 5	Tobacco User/Non-Tobacco User	25	254.92	261.29
16322PA0040024	Rating Area 5	Tobacco User/Non-Tobacco User	26	259.99	266.49
16322PA0040024	Rating Area 5	Tobacco User/Non-Tobacco User	27	266.09	272.74
16322PA0040024	Rating Area 5	Tobacco User/Non-Tobacco User	28	275.99	282.89
16322PA0040024	Rating Area 5	Tobacco User/Non-Tobacco User	29	284.11	291.22
16322PA0040024	Rating Area 5	Tobacco User/Non-Tobacco User	30	288.18	295.38
16322PA0040024	Rating Area 5	Tobacco User/Non-Tobacco User	31	294.27	301.63
16322PA0040024	Rating Area 5	Tobacco User/Non-Tobacco User	32	300.36	307.87
16322PA0040024	Rating Area 5	Tobacco User/Non-Tobacco User	33	304.17	311.78
16322PA0040024	Rating Area 5	Tobacco User/Non-Tobacco User	34	308.23	315.94
16322PA0040024	Rating Area 5	Tobacco User/Non-Tobacco User	35	310.27	318.02
16322PA0040024	Rating Area 5	Tobacco User/Non-Tobacco User	36	312.30	320.10
16322PA0040024	Rating Area 5	Tobacco User/Non-Tobacco User	37	314.33	322.19
16322PA0040024	Rating Area 5	Tobacco User/Non-Tobacco User	38	316.36	324.27
16322PA0040024	Rating Area 5	Tobacco User/Non-Tobacco User	39	320.42	328.43
16322PA0040024	Rating Area 5	Tobacco User/Non-Tobacco User	40	324.48	332.60
16322PA0040024	Rating Area 5	Tobacco User/Non-Tobacco User	41	330.58	338.84
16322PA0040024	Rating Area 5	Tobacco User/Non-Tobacco User	42	336.42	344.83
16322PA0040024	Rating Area 5	Tobacco User/Non-Tobacco User	43	344.54	353.16
16322PA0040024	Rating Area 5	Tobacco User/Non-Tobacco User	44	354.70	363.57
16322PA0040024	Rating Area 5	Tobacco User/Non-Tobacco User	45	366.63	375.80
16322PA0040024	Rating Area 5	Tobacco User/Non-Tobacco User	46	380.85	390.37
16322PA0040024	Rating Area 5	Tobacco User/Non-Tobacco User	47	396.85	406.77
16322PA0040024	Rating Area 5	Tobacco User/Non-Tobacco User	48	415.13	425.50
16322PA0040024	Rating Area 5	Tobacco User/Non-Tobacco User	49	433.15	443.98
16322PA0040024	Rating Area 5	Tobacco User/Non-Tobacco User	50	453.47	464.80
16322PA0040024	Rating Area 5	Tobacco User/Non-Tobacco User	51	473.52	485.36
16322PA0040024	Rating Area 5	Tobacco User/Non-Tobacco User	52	495.61	508.00
16322PA0040024	Rating Area 5	Tobacco User/Non-Tobacco User	53	517.96	530.90
16322PA0040024	Rating Area 5	Tobacco User/Non-Tobacco User	54	542.08	555.63
16322PA0040024	Rating Area 5	Tobacco User/Non-Tobacco User	55	566.20	580.35
16322PA0040024	Rating Area 5	Tobacco User/Non-Tobacco User	56	592.35	607.16
16322PA0040024	Rating Area 5	Tobacco User/Non-Tobacco User	57	618.75	634.22
16322PA0040024	Rating Area 5	Tobacco User/Non-Tobacco User	58	646.94	663.11
16322PA0040024	Rating Area 5	Tobacco User/Non-Tobacco User	59	660.90	677.42
16322PA0040024	Rating Area 5	Tobacco User/Non-Tobacco User	60	689.08	706.31
16322PA0040024	Rating Area 5	Tobacco User/Non-Tobacco User	61	713.46	731.30
16322PA0040024	Rating Area 5	Tobacco User/Non-Tobacco User	62	729.45	747.69
16322PA0040024	Rating Area 5	Tobacco User/Non-Tobacco User	63	749.51	768.25
16322PA0040024	Rating Area 5	Tobacco User/Non-Tobacco User	64 and over	761.70	780.74
16322PA0040024	Rating Area 6	Tobacco User/Non-Tobacco User	0-14	261.60	261.60
16322PA0040024	Rating Area 6	Tobacco User/Non-Tobacco User	15	284.85	284.85
16322PA0040024	Rating Area 6	Tobacco User/Non-Tobacco User	16	293.74	293.74
16322PA0040024	Rating Area 6	Tobacco User/Non-Tobacco User	17	302.63	302.63
16322PA0040024	Rating Area 6	Tobacco User/Non-Tobacco User	18	312.21	320.01
16322PA0040024	Rating Area 6	Tobacco User/Non-Tobacco User	19	321.78	329.83
16322PA0040024	Rating Area 6	Tobacco User/Non-Tobacco User	20	331.70	339.99
16322PA0040024	Rating Area 6	Tobacco User/Non-Tobacco User	21	341.96	350.51
16322PA0040024	Rating Area 6	Tobacco User/Non-Tobacco User	22	341.96	350.51
16322PA0040024	Rating Area 6	Tobacco User/Non-Tobacco User	23	341.96	350.51
16322PA0040024	Rating Area 6	Tobacco User/Non-Tobacco User	24	341.96	350.51
16322PA0040024	Rating Area 6	Tobacco User/Non-Tobacco User	25	343.33	351.91
16322PA0040024	Rating Area 6	Tobacco User/Non-Tobacco User	26	350.17	358.92
16322PA0040024	Rating Area 6	Tobacco User/Non-Tobacco User	27	358.37	367.33
16322PA0040024	Rating Area 6	Tobacco User/Non-Tobacco User	28	371.71	381.00
16322PA0040024	Rating Area 6	Tobacco User/Non-Tobacco User	29	382.65	392.22
16322PA0040024	Rating Area 6	Tobacco User/Non-Tobacco User	30	388.12	397.83
16322PA0040024	Rating Area 6	Tobacco User/Non-Tobacco User	31	396.33	406.24
16322PA0040024	Rating Area 6	Tobacco User/Non-Tobacco User	32	404.54	414.65
16322PA0040024	Rating Area 6	Tobacco User/Non-Tobacco User	33	409.67	419.91
16322PA0040024	Rating Area 6	Tobacco User/Non-Tobacco User	34	415.14	425.52
16322PA0040024	Rating Area 6	Tobacco User/Non-Tobacco User	35	417.88	428.32
16322PA0040024	Rating Area 6	Tobacco User/Non-Tobacco User	36	420.61	431.13
16322PA0040024	Rating Area 6	Tobacco User/Non-Tobacco User	37	423.35	433.93
16322PA0040024	Rating Area 6	Tobacco User/Non-Tobacco User	38	426.08	436.73
16322PA0040024	Rating Area 6	Tobacco User/Non-Tobacco User	39	431.55	442.34
16322PA0040024	Rating Area 6	Tobacco User/Non-Tobacco User	40	437.02	447.95
16322PA0040024	Rating Area 6	Tobacco User/Non-Tobacco User	41	445.23	456.36
16322PA0040024	Rating Area 6	Tobacco User/Non-Tobacco User	42	453.10	464.42
16322PA0040024	Rating Area 6	Tobacco User/Non-Tobacco User	43	464.04	475.64
16322PA0040024	Rating Area 6	Tobacco User/Non-Tobacco User	44	477.72	489.66
16322PA0040024	Rating Area 6	Tobacco User/Non-Tobacco User	45	493.79	506.13
16322PA0040024	Rating Area 6	Tobacco User/Non-Tobacco User	46	512.94	525.76
16322PA0040024	Rating Area 6	Tobacco User/Non-Tobacco User	47	534.48	547.85
16322PA0040024	Rating Area 6	Tobacco User/Non-Tobacco User	48	559.10	573.08
16322PA0040024	Rating Area 6	Tobacco User/Non-Tobacco User	49	583.38	597.97
16322PA0040024	Rating Area 6	Tobacco User/Non-Tobacco User	50	610.74	626.01
16322PA0040024	Rating Area 6	Tobacco User/Non-Tobacco User	51	637.76	653.70
16322PA0040024	Rating Area 6	Tobacco User/Non-Tobacco User	52	667.51	684.19
16322PA0040024	Rating Area 6	Tobacco User/Non-Tobacco User	53	697.60	715.04
16322PA0040024	Rating Area 6	Tobacco User/Non-Tobacco User	54	730.08	748.34
16322PA0040024	Rating Area 6	Tobacco User/Non-Tobacco User	55	762.57	781.64
16322PA0040024	Rating Area 6	Tobacco User/Non-Tobacco User	56	797.79	817.74
16322PA0040024	Rating Area 6	Tobacco User/Non-Tobacco User	57	833.36	854.19
16322PA0040024	Rating Area 6	Tobacco User/Non-Tobacco User	58	871.31	893.10
16322PA0040024	Rating Area 6	Tobacco User/Non-Tobacco User	59	890.12	912.37
16322PA0040024	Rating Area 6	Tobacco User/Non-Tobacco User	60	928.08	951.28
16322PA0040024	Rating Area 6	Tobacco User/Non-Tobacco User	61	960.91	984.93
16322PA0040024	Rating Area 6	Tobacco User/Non-Tobacco User	62	982.45	1007.01
16322PA0040024	Rating Area 6	Tobacco User/Non-Tobacco User	63	1009.47	1034.70
16322PA0040024	Rating Area 6	Tobacco User/Non-Tobacco User	64 and over	1025.88	1051.53
16322PA0040025	Rating Area 1	Tobacco User/Non-Tobacco User	0-14	217.47	217.47
16322PA0040025	Rating Area 1	Tobacco User/Non-Tobacco User	15	236.80	236.80
16322PA0040025	Rating Area 1	Tobacco User/Non-Tobacco User	16	244.19	244.19
16322PA0040025	Rating Area 1	Tobacco User/Non-Tobacco User	17	251.58	251.58
16322PA0040025	Rating Area 1	Tobacco User/Non-Tobacco User	18	259.54	266.03
16322PA0040025	Rating Area 1	Tobacco User/Non-Tobacco User	19	267.50	274.19
16322PA0040025	Rating Area 1	Tobacco User/Non-Tobacco User	20	275.74	282.64
16322PA0040025	Rating Area 1	Tobacco User/Non-Tobacco User	21	284.27	291.38
16322PA0040025	Rating Area 1	Tobacco User/Non-Tobacco User	22	284.27	291.38
16322PA0040025	Rating Area 1	Tobacco User/Non-Tobacco User	23	284.27	291.38
16322PA0040025	Rating Area 1	Tobacco User/Non-Tobacco User	24	284.27	291.38
16322PA0040025	Rating Area 1	Tobacco User/Non-Tobacco User	25	285.41	292.54
16322PA0040025	Rating Area 1	Tobacco User/Non-Tobacco User	26	291.09	298.37
16322PA0040025	Rating Area 1	Tobacco User/Non-Tobacco User	27	297.91	305.36
16322PA0040025	Rating Area 1	Tobacco User/Non-Tobacco User	28	309.00	316.73
16322PA0040025	Rating Area 1	Tobacco User/Non-Tobacco User	29	318.10	326.05
16322PA0040025	Rating Area 1	Tobacco User/Non-Tobacco User	30	322.65	330.71
16322PA0040025	Rating Area 1	Tobacco User/Non-Tobacco User	31	329.47	337.71
16322PA0040025	Rating Area 1	Tobacco User/Non-Tobacco User	32	336.29	344.70
16322PA0040025	Rating Area 1	Tobacco User/Non-Tobacco User	33	340.56	349.07
16322PA0040025	Rating Area 1	Tobacco User/Non-Tobacco User	34	345.10	353.73
16322PA0040025	Rating Area 1	Tobacco User/Non-Tobacco User	35	347.38	356.06
16322PA0040025	Rating Area 1	Tobacco User/Non-Tobacco User	36	349.65	358.39
16322PA0040025	Rating Area 1	Tobacco User/Non-Tobacco User	37	351.93	360.72
16322PA0040025	Rating Area 1	Tobacco User/Non-Tobacco User	38	354.20	363.06

16322PA0040025	Rating Area 1	Tobacco User/Non-Tobacco User	39	358.75	367.72
16322PA0040025	Rating Area 1	Tobacco User/Non-Tobacco User	40	363.30	372.38
16322PA0040025	Rating Area 1	Tobacco User/Non-Tobacco User	41	370.12	379.37
16322PA0040025	Rating Area 1	Tobacco User/Non-Tobacco User	42	376.66	386.07
16322PA0040025	Rating Area 1	Tobacco User/Non-Tobacco User	43	385.75	395.40
16322PA0040025	Rating Area 1	Tobacco User/Non-Tobacco User	44	397.13	407.05
16322PA0040025	Rating Area 1	Tobacco User/Non-Tobacco User	45	410.49	420.75
16322PA0040025	Rating Area 1	Tobacco User/Non-Tobacco User	46	426.41	437.07
16322PA0040025	Rating Area 1	Tobacco User/Non-Tobacco User	47	444.31	455.42
16322PA0040025	Rating Area 1	Tobacco User/Non-Tobacco User	48	464.78	476.40
16322PA0040025	Rating Area 1	Tobacco User/Non-Tobacco User	49	484.96	497.09
16322PA0040025	Rating Area 1	Tobacco User/Non-Tobacco User	50	507.71	520.40
16322PA0040025	Rating Area 1	Tobacco User/Non-Tobacco User	51	530.16	543.42
16322PA0040025	Rating Area 1	Tobacco User/Non-Tobacco User	52	554.90	568.77
16322PA0040025	Rating Area 1	Tobacco User/Non-Tobacco User	53	579.91	594.41
16322PA0040025	Rating Area 1	Tobacco User/Non-Tobacco User	54	606.92	622.09
16322PA0040025	Rating Area 1	Tobacco User/Non-Tobacco User	55	633.92	649.77
16322PA0040025	Rating Area 1	Tobacco User/Non-Tobacco User	56	663.20	679.78
16322PA0040025	Rating Area 1	Tobacco User/Non-Tobacco User	57	692.77	710.09
16322PA0040025	Rating Area 1	Tobacco User/Non-Tobacco User	58	724.32	742.43
16322PA0040025	Rating Area 1	Tobacco User/Non-Tobacco User	59	739.95	758.45
16322PA0040025	Rating Area 1	Tobacco User/Non-Tobacco User	60	771.51	790.80
16322PA0040025	Rating Area 1	Tobacco User/Non-Tobacco User	61	798.80	818.77
16322PA0040025	Rating Area 1	Tobacco User/Non-Tobacco User	62	816.71	837.13
16322PA0040025	Rating Area 1	Tobacco User/Non-Tobacco User	63	839.17	860.14
16322PA0040025	Rating Area 1	Tobacco User/Non-Tobacco User	64 and over	852.81	874.13
16322PA0040025	Rating Area 2	Tobacco User/Non-Tobacco User	0-14	238.43	238.43
16322PA0040025	Rating Area 2	Tobacco User/Non-Tobacco User	15	259.62	259.62
16322PA0040025	Rating Area 2	Tobacco User/Non-Tobacco User	16	267.72	267.72
16322PA0040025	Rating Area 2	Tobacco User/Non-Tobacco User	17	275.83	275.83
16322PA0040025	Rating Area 2	Tobacco User/Non-Tobacco User	18	284.55	291.67
16322PA0040025	Rating Area 2	Tobacco User/Non-Tobacco User	19	293.28	300.61
16322PA0040025	Rating Area 2	Tobacco User/Non-Tobacco User	20	302.32	309.88
16322PA0040025	Rating Area 2	Tobacco User/Non-Tobacco User	21	311.67	319.46
16322PA0040025	Rating Area 2	Tobacco User/Non-Tobacco User	22	311.67	319.46
16322PA0040025	Rating Area 2	Tobacco User/Non-Tobacco User	23	311.67	319.46
16322PA0040025	Rating Area 2	Tobacco User/Non-Tobacco User	24	311.67	319.46
16322PA0040025	Rating Area 2	Tobacco User/Non-Tobacco User	25	312.92	320.74
16322PA0040025	Rating Area 2	Tobacco User/Non-Tobacco User	26	319.15	327.13
16322PA0040025	Rating Area 2	Tobacco User/Non-Tobacco User	27	326.63	334.80
16322PA0040025	Rating Area 2	Tobacco User/Non-Tobacco User	28	338.79	347.25
16322PA0040025	Rating Area 2	Tobacco User/Non-Tobacco User	29	348.76	357.48
16322PA0040025	Rating Area 2	Tobacco User/Non-Tobacco User	30	353.75	362.59
16322PA0040025	Rating Area 2	Tobacco User/Non-Tobacco User	31	361.23	370.26
16322PA0040025	Rating Area 2	Tobacco User/Non-Tobacco User	32	368.71	377.92
16322PA0040025	Rating Area 2	Tobacco User/Non-Tobacco User	33	373.38	382.72
16322PA0040025	Rating Area 2	Tobacco User/Non-Tobacco User	34	378.37	387.83
16322PA0040025	Rating Area 2	Tobacco User/Non-Tobacco User	35	380.86	390.38
16322PA0040025	Rating Area 2	Tobacco User/Non-Tobacco User	36	383.35	392.94
16322PA0040025	Rating Area 2	Tobacco User/Non-Tobacco User	37	385.85	395.49
16322PA0040025	Rating Area 2	Tobacco User/Non-Tobacco User	38	388.34	398.05
16322PA0040025	Rating Area 2	Tobacco User/Non-Tobacco User	39	393.33	403.16
16322PA0040025	Rating Area 2	Tobacco User/Non-Tobacco User	40	398.31	408.27
16322PA0040025	Rating Area 2	Tobacco User/Non-Tobacco User	41	405.79	415.94
16322PA0040025	Rating Area 2	Tobacco User/Non-Tobacco User	42	412.96	423.29
16322PA0040025	Rating Area 2	Tobacco User/Non-Tobacco User	43	422.94	433.51
16322PA0040025	Rating Area 2	Tobacco User/Non-Tobacco User	44	435.40	446.29
16322PA0040025	Rating Area 2	Tobacco User/Non-Tobacco User	45	450.05	461.30
16322PA0040025	Rating Area 2	Tobacco User/Non-Tobacco User	46	467.51	479.19
16322PA0040025	Rating Area 2	Tobacco User/Non-Tobacco User	47	487.14	499.32
16322PA0040025	Rating Area 2	Tobacco User/Non-Tobacco User	48	509.58	522.32
16322PA0040025	Rating Area 2	Tobacco User/Non-Tobacco User	49	531.71	545.00
16322PA0040025	Rating Area 2	Tobacco User/Non-Tobacco User	50	556.64	570.56
16322PA0040025	Rating Area 2	Tobacco User/Non-Tobacco User	51	581.26	595.80
16322PA0040025	Rating Area 2	Tobacco User/Non-Tobacco User	52	608.38	623.59
16322PA0040025	Rating Area 2	Tobacco User/Non-Tobacco User	53	635.81	651.70
16322PA0040025	Rating Area 2	Tobacco User/Non-Tobacco User	54	665.42	682.05
16322PA0040025	Rating Area 2	Tobacco User/Non-Tobacco User	55	695.02	712.40
16322PA0040025	Rating Area 2	Tobacco User/Non-Tobacco User	56	727.13	745.30
16322PA0040025	Rating Area 2	Tobacco User/Non-Tobacco User	57	759.54	778.53
16322PA0040025	Rating Area 2	Tobacco User/Non-Tobacco User	58	794.14	813.99
16322PA0040025	Rating Area 2	Tobacco User/Non-Tobacco User	59	811.28	831.56
16322PA0040025	Rating Area 2	Tobacco User/Non-Tobacco User	60	845.87	867.02
16322PA0040025	Rating Area 2	Tobacco User/Non-Tobacco User	61	875.79	897.69
16322PA0040025	Rating Area 2	Tobacco User/Non-Tobacco User	62	895.43	917.81
16322PA0040025	Rating Area 2	Tobacco User/Non-Tobacco User	63	920.05	943.05
16322PA0040025	Rating Area 2	Tobacco User/Non-Tobacco User	64 and over	935.01	958.39
16322PA0040025	Rating Area 4	Tobacco User/Non-Tobacco User	0-14	217.47	217.47
16322PA0040025	Rating Area 4	Tobacco User/Non-Tobacco User	15	236.80	236.80
16322PA0040025	Rating Area 4	Tobacco User/Non-Tobacco User	16	244.19	244.19
16322PA0040025	Rating Area 4	Tobacco User/Non-Tobacco User	17	251.58	251.58
16322PA0040025	Rating Area 4	Tobacco User/Non-Tobacco User	18	259.54	266.03
16322PA0040025	Rating Area 4	Tobacco User/Non-Tobacco User	19	267.50	274.19
16322PA0040025	Rating Area 4	Tobacco User/Non-Tobacco User	20	275.74	282.64
16322PA0040025	Rating Area 4	Tobacco User/Non-Tobacco User	21	284.27	291.38
16322PA0040025	Rating Area 4	Tobacco User/Non-Tobacco User	22	284.27	291.38
16322PA0040025	Rating Area 4	Tobacco User/Non-Tobacco User	23	284.27	291.38
16322PA0040025	Rating Area 4	Tobacco User/Non-Tobacco User	24	284.27	291.38
16322PA0040025	Rating Area 4	Tobacco User/Non-Tobacco User	25	285.41	292.54
16322PA0040025	Rating Area 4	Tobacco User/Non-Tobacco User	26	291.09	298.37
16322PA0040025	Rating Area 4	Tobacco User/Non-Tobacco User	27	297.91	305.36
16322PA0040025	Rating Area 4	Tobacco User/Non-Tobacco User	28	309.00	316.73
16322PA0040025	Rating Area 4	Tobacco User/Non-Tobacco User	29	318.10	326.05
16322PA0040025	Rating Area 4	Tobacco User/Non-Tobacco User	30	322.65	330.71
16322PA0040025	Rating Area 4	Tobacco User/Non-Tobacco User	31	329.47	337.71
16322PA0040025	Rating Area 4	Tobacco User/Non-Tobacco User	32	336.29	344.70
16322PA0040025	Rating Area 4	Tobacco User/Non-Tobacco User	33	340.56	349.07
16322PA0040025	Rating Area 4	Tobacco User/Non-Tobacco User	34	345.10	353.73
16322PA0040025	Rating Area 4	Tobacco User/Non-Tobacco User	35	347.38	356.06
16322PA0040025	Rating Area 4	Tobacco User/Non-Tobacco User	36	349.65	358.39
16322PA0040025	Rating Area 4	Tobacco User/Non-Tobacco User	37	351.93	360.72
16322PA0040025	Rating Area 4	Tobacco User/Non-Tobacco User	38	354.20	363.06
16322PA0040025	Rating Area 4	Tobacco User/Non-Tobacco User	39	358.75	367.72
16322PA0040025	Rating Area 4	Tobacco User/Non-Tobacco User	40	363.30	372.38
16322PA0040025	Rating Area 4	Tobacco User/Non-Tobacco User	41	370.12	379.37
16322PA0040025	Rating Area 4	Tobacco User/Non-Tobacco User	42	376.66	386.07
16322PA0040025	Rating Area 4	Tobacco User/Non-Tobacco User	43	385.75	395.40
16322PA0040025	Rating Area 4	Tobacco User/Non-Tobacco User	44	397.13	407.05
16322PA0040025	Rating Area 4	Tobacco User/Non-Tobacco User	45	410.49	420.75
16322PA0040025	Rating Area 4	Tobacco User/Non-Tobacco User	46	426.41	437.07
16322PA0040025	Rating Area 4	Tobacco User/Non-Tobacco User	47	444.31	455.42
16322PA0040025	Rating Area 4	Tobacco User/Non-Tobacco User	48	464.78	476.40
16322PA0040025	Rating Area 4	Tobacco User/Non-Tobacco User	49	484.96	497.09
16322PA0040025	Rating Area 4	Tobacco User/Non-Tobacco User	50	507.71	520.40
16322PA0040025	Rating Area 4	Tobacco User/Non-Tobacco User	51	530.16	543.42
16322PA0040025	Rating Area 4	Tobacco User/Non-Tobacco User	52	554.90	568.77
16322PA0040025	Rating Area 4	Tobacco User/Non-Tobacco User	53	579.91	594.41
16322PA0040025	Rating Area 4	Tobacco User/Non-Tobacco User	54	606.92	622.09
16322PA0040025	Rating Area 4	Tobacco User/Non-Tobacco User	55	633.92	649.77
16322PA0040025	Rating Area 4	Tobacco User/Non-Tobacco User	56	663.20	679.78
16322PA0040025	Rating Area 4	Tobacco User/Non-Tobacco User	57	692.77	710.09
16322PA0040025	Rating Area 4	Tobacco User/Non-Tobacco User	58	724.32	742.43
16322PA0040025	Rating Area 4	Tobacco User/Non-Tobacco User	59	739.95	758.45
16322PA0040025	Rating Area 4	Tobacco User/Non-Tobacco User	60	771.51	790.80
16322PA0040025	Rating Area 4	Tobacco User/Non-Tobacco User	61	798.80	818.77
16322PA0040025	Rating Area 4	Tobacco User/Non-Tobacco User	62	816.71	837.13
16322PA0040025	Rating Area 4	Tobacco User/Non-Tobacco User	63	839.17	860.14
16322PA0040025	Rating Area 4	Tobacco User/Non-Tobacco User	64 and over	852.81	874.13
16322PA0040025	Rating Area 5	Tobacco User/Non-Tobacco User	0-14	217.47	217.47
16322PA0040025	Rating Area 5	Tobacco User/Non-Tobacco User	15	236.80	236.80
16322PA0040025	Rating Area 5	Tobacco User/Non-Tobacco User	16	244.19	244.19
16322PA0040025	Rating Area 5	Tobacco User/Non-Tobacco User	17	251.58	251.58

16322PA0040025	Rating Area 5	Tobacco User/Non-Tobacco User	18	259.54	266.03
16322PA0040025	Rating Area 5	Tobacco User/Non-Tobacco User	19	267.50	274.19
16322PA0040025	Rating Area 5	Tobacco User/Non-Tobacco User	20	275.74	282.64
16322PA0040025	Rating Area 5	Tobacco User/Non-Tobacco User	21	284.27	291.38
16322PA0040025	Rating Area 5	Tobacco User/Non-Tobacco User	22	284.27	291.38
16322PA0040025	Rating Area 5	Tobacco User/Non-Tobacco User	23	284.27	291.38
16322PA0040025	Rating Area 5	Tobacco User/Non-Tobacco User	24	284.27	291.38
16322PA0040025	Rating Area 5	Tobacco User/Non-Tobacco User	25	285.41	292.54
16322PA0040025	Rating Area 5	Tobacco User/Non-Tobacco User	26	291.09	298.37
16322PA0040025	Rating Area 5	Tobacco User/Non-Tobacco User	27	297.91	305.36
16322PA0040025	Rating Area 5	Tobacco User/Non-Tobacco User	28	309.00	316.73
16322PA0040025	Rating Area 5	Tobacco User/Non-Tobacco User	29	318.10	326.05
16322PA0040025	Rating Area 5	Tobacco User/Non-Tobacco User	30	322.65	330.71
16322PA0040025	Rating Area 5	Tobacco User/Non-Tobacco User	31	329.47	337.71
16322PA0040025	Rating Area 5	Tobacco User/Non-Tobacco User	32	336.29	344.70
16322PA0040025	Rating Area 5	Tobacco User/Non-Tobacco User	33	340.56	349.07
16322PA0040025	Rating Area 5	Tobacco User/Non-Tobacco User	34	345.10	353.73
16322PA0040025	Rating Area 5	Tobacco User/Non-Tobacco User	35	347.38	356.06
16322PA0040025	Rating Area 5	Tobacco User/Non-Tobacco User	36	349.65	358.39
16322PA0040025	Rating Area 5	Tobacco User/Non-Tobacco User	37	351.93	360.72
16322PA0040025	Rating Area 5	Tobacco User/Non-Tobacco User	38	354.20	363.06
16322PA0040025	Rating Area 5	Tobacco User/Non-Tobacco User	39	358.75	367.72
16322PA0040025	Rating Area 5	Tobacco User/Non-Tobacco User	40	363.30	372.38
16322PA0040025	Rating Area 5	Tobacco User/Non-Tobacco User	41	370.12	379.37
16322PA0040025	Rating Area 5	Tobacco User/Non-Tobacco User	42	376.66	386.07
16322PA0040025	Rating Area 5	Tobacco User/Non-Tobacco User	43	385.75	395.40
16322PA0040025	Rating Area 5	Tobacco User/Non-Tobacco User	44	397.13	407.05
16322PA0040025	Rating Area 5	Tobacco User/Non-Tobacco User	45	410.49	420.75
16322PA0040025	Rating Area 5	Tobacco User/Non-Tobacco User	46	426.41	437.07
16322PA0040025	Rating Area 5	Tobacco User/Non-Tobacco User	47	444.31	455.42
16322PA0040025	Rating Area 5	Tobacco User/Non-Tobacco User	48	464.78	476.40
16322PA0040025	Rating Area 5	Tobacco User/Non-Tobacco User	49	484.96	497.09
16322PA0040025	Rating Area 5	Tobacco User/Non-Tobacco User	50	507.71	520.40
16322PA0040025	Rating Area 5	Tobacco User/Non-Tobacco User	51	530.16	543.42
16322PA0040025	Rating Area 5	Tobacco User/Non-Tobacco User	52	554.90	568.77
16322PA0040025	Rating Area 5	Tobacco User/Non-Tobacco User	53	579.91	594.41
16322PA0040025	Rating Area 5	Tobacco User/Non-Tobacco User	54	606.92	622.09
16322PA0040025	Rating Area 5	Tobacco User/Non-Tobacco User	55	633.92	649.77
16322PA0040025	Rating Area 5	Tobacco User/Non-Tobacco User	56	663.20	679.78
16322PA0040025	Rating Area 5	Tobacco User/Non-Tobacco User	57	692.77	710.09
16322PA0040025	Rating Area 5	Tobacco User/Non-Tobacco User	58	724.32	742.43
16322PA0040025	Rating Area 5	Tobacco User/Non-Tobacco User	59	739.95	758.45
16322PA0040025	Rating Area 5	Tobacco User/Non-Tobacco User	60	771.51	790.80
16322PA0040025	Rating Area 5	Tobacco User/Non-Tobacco User	61	798.80	818.77
16322PA0040025	Rating Area 5	Tobacco User/Non-Tobacco User	62	816.71	837.13
16322PA0040025	Rating Area 5	Tobacco User/Non-Tobacco User	63	839.17	860.14
16322PA0040025	Rating Area 5	Tobacco User/Non-Tobacco User	64 and over	852.81	874.13
16322PA0040025	Rating Area 6	Tobacco User/Non-Tobacco User	0-14	292.90	292.90
16322PA0040025	Rating Area 6	Tobacco User/Non-Tobacco User	15	318.93	318.93
16322PA0040025	Rating Area 6	Tobacco User/Non-Tobacco User	16	328.89	328.89
16322PA0040025	Rating Area 6	Tobacco User/Non-Tobacco User	17	338.84	338.84
16322PA0040025	Rating Area 6	Tobacco User/Non-Tobacco User	18	349.56	358.30
16322PA0040025	Rating Area 6	Tobacco User/Non-Tobacco User	19	360.28	369.29
16322PA0040025	Rating Area 6	Tobacco User/Non-Tobacco User	20	371.38	380.67
16322PA0040025	Rating Area 6	Tobacco User/Non-Tobacco User	21	382.87	392.44
16322PA0040025	Rating Area 6	Tobacco User/Non-Tobacco User	22	382.87	392.44
16322PA0040025	Rating Area 6	Tobacco User/Non-Tobacco User	23	382.87	392.44
16322PA0040025	Rating Area 6	Tobacco User/Non-Tobacco User	24	382.87	392.44
16322PA0040025	Rating Area 6	Tobacco User/Non-Tobacco User	25	384.40	394.01
16322PA0040025	Rating Area 6	Tobacco User/Non-Tobacco User	26	392.06	401.86
16322PA0040025	Rating Area 6	Tobacco User/Non-Tobacco User	27	401.25	411.28
16322PA0040025	Rating Area 6	Tobacco User/Non-Tobacco User	28	416.18	426.58
16322PA0040025	Rating Area 6	Tobacco User/Non-Tobacco User	29	428.43	439.14
16322PA0040025	Rating Area 6	Tobacco User/Non-Tobacco User	30	434.56	445.42
16322PA0040025	Rating Area 6	Tobacco User/Non-Tobacco User	31	443.75	454.84
16322PA0040025	Rating Area 6	Tobacco User/Non-Tobacco User	32	452.94	464.26
16322PA0040025	Rating Area 6	Tobacco User/Non-Tobacco User	33	458.68	470.15
16322PA0040025	Rating Area 6	Tobacco User/Non-Tobacco User	34	464.80	476.42
16322PA0040025	Rating Area 6	Tobacco User/Non-Tobacco User	35	467.87	479.56
16322PA0040025	Rating Area 6	Tobacco User/Non-Tobacco User	36	470.93	482.70
16322PA0040025	Rating Area 6	Tobacco User/Non-Tobacco User	37	473.99	485.84
16322PA0040025	Rating Area 6	Tobacco User/Non-Tobacco User	38	477.06	488.98
16322PA0040025	Rating Area 6	Tobacco User/Non-Tobacco User	39	483.18	495.26
16322PA0040025	Rating Area 6	Tobacco User/Non-Tobacco User	40	489.31	501.54
16322PA0040025	Rating Area 6	Tobacco User/Non-Tobacco User	41	498.50	510.96
16322PA0040025	Rating Area 6	Tobacco User/Non-Tobacco User	42	507.30	519.99
16322PA0040025	Rating Area 6	Tobacco User/Non-Tobacco User	43	519.55	532.54
16322PA0040025	Rating Area 6	Tobacco User/Non-Tobacco User	44	534.87	548.24
16322PA0040025	Rating Area 6	Tobacco User/Non-Tobacco User	45	552.86	566.69
16322PA0040025	Rating Area 6	Tobacco User/Non-Tobacco User	46	574.31	588.66
16322PA0040025	Rating Area 6	Tobacco User/Non-Tobacco User	47	598.43	613.39
16322PA0040025	Rating Area 6	Tobacco User/Non-Tobacco User	48	625.99	641.64
16322PA0040025	Rating Area 6	Tobacco User/Non-Tobacco User	49	653.18	669.51
16322PA0040025	Rating Area 6	Tobacco User/Non-Tobacco User	50	683.81	700.90
16322PA0040025	Rating Area 6	Tobacco User/Non-Tobacco User	51	714.05	731.90
16322PA0040025	Rating Area 6	Tobacco User/Non-Tobacco User	52	747.36	766.05
16322PA0040025	Rating Area 6	Tobacco User/Non-Tobacco User	53	781.05	800.58
16322PA0040025	Rating Area 6	Tobacco User/Non-Tobacco User	54	817.43	837.86
16322PA0040025	Rating Area 6	Tobacco User/Non-Tobacco User	55	853.80	875.15
16322PA0040025	Rating Area 6	Tobacco User/Non-Tobacco User	56	893.24	915.57
16322PA0040025	Rating Area 6	Tobacco User/Non-Tobacco User	57	933.05	956.38
16322PA0040025	Rating Area 6	Tobacco User/Non-Tobacco User	58	975.55	999.94
16322PA0040025	Rating Area 6	Tobacco User/Non-Tobacco User	59	996.61	1021.53
16322PA0040025	Rating Area 6	Tobacco User/Non-Tobacco User	60	1039.11	1065.09
16322PA0040025	Rating Area 6	Tobacco User/Non-Tobacco User	61	1075.86	1102.76
16322PA0040025	Rating Area 6	Tobacco User/Non-Tobacco User	62	1099.99	1127.49
16322PA0040025	Rating Area 6	Tobacco User/Non-Tobacco User	63	1130.23	1158.49
16322PA0040025	Rating Area 6	Tobacco User/Non-Tobacco User	64 and over	1148.61	1177.33
16322PA0040026	Rating Area 1	Tobacco User/Non-Tobacco User	0-14	185.85	185.85
16322PA0040026	Rating Area 1	Tobacco User/Non-Tobacco User	15	202.37	202.37
16322PA0040026	Rating Area 1	Tobacco User/Non-Tobacco User	16	208.69	208.69
16322PA0040026	Rating Area 1	Tobacco User/Non-Tobacco User	17	215.00	215.00
16322PA0040026	Rating Area 1	Tobacco User/Non-Tobacco User	18	221.80	227.35
16322PA0040026	Rating Area 1	Tobacco User/Non-Tobacco User	19	228.61	234.32
16322PA0040026	Rating Area 1	Tobacco User/Non-Tobacco User	20	235.65	241.54
16322PA0040026	Rating Area 1	Tobacco User/Non-Tobacco User	21	242.94	249.01
16322PA0040026	Rating Area 1	Tobacco User/Non-Tobacco User	22	242.94	249.01
16322PA0040026	Rating Area 1	Tobacco User/Non-Tobacco User	23	242.94	249.01
16322PA0040026	Rating Area 1	Tobacco User/Non-Tobacco User	24	242.94	249.01
16322PA0040026	Rating Area 1	Tobacco User/Non-Tobacco User	25	243.91	250.01
16322PA0040026	Rating Area 1	Tobacco User/Non-Tobacco User	26	248.77	254.99
16322PA0040026	Rating Area 1	Tobacco User/Non-Tobacco User	27	254.60	260.97
16322PA0040026	Rating Area 1	Tobacco User/Non-Tobacco User	28	264.08	270.68
16322PA0040026	Rating Area 1	Tobacco User/Non-Tobacco User	29	271.85	278.65
16322PA0040026	Rating Area 1	Tobacco User/Non-Tobacco User	30	275.74	282.63
16322PA0040026	Rating Area 1	Tobacco User/Non-Tobacco User	31	281.57	288.61
16322PA0040026	Rating Area 1	Tobacco User/Non-Tobacco User	32	287.40	294.58
16322PA0040026	Rating Area 1	Tobacco User/Non-Tobacco User	33	291.04	298.32
16322PA0040026	Rating Area 1	Tobacco User/Non-Tobacco User	34	294.93	302.30
16322PA0040026	Rating Area 1	Tobacco User/Non-Tobacco User	35	296.87	304.29
16322PA0040026	Rating Area 1	Tobacco User/Non-Tobacco User	36	298.82	306.29
16322PA0040026	Rating Area 1	Tobacco User/Non-Tobacco User	37	300.76	308.28
16322PA0040026	Rating Area 1	Tobacco User/Non-Tobacco User	38	302.70	310.27
16322PA0040026	Rating Area 1	Tobacco User/Non-Tobacco User	39	306.59	314.26
16322PA0040026	Rating Area 1	Tobacco User/Non-Tobacco User	40	310.48	318.24
16322PA0040026	Rating Area 1	Tobacco User/Non-Tobacco User	41	316.31	324.22
16322PA0040026	Rating Area 1	Tobacco User/Non-Tobacco User	42	321.90	329.94
16322PA0040026	Rating Area 1	Tobacco User/Non-Tobacco User	43	329.67	337.91
16322PA0040026	Rating Area 1	Tobacco User/Non-Tobacco User	44	339.39	347.87
16322PA0040026	Rating Area 1	Tobacco User/Non-Tobacco User	45	350.81	359.58
16322PA0040026	Rating Area 1	Tobacco User/Non-Tobacco User	46	364.41	373.52
16322PA0040026	Rating Area 1	Tobacco User/Non-Tobacco User	47	379.72	389.21

16322PA0040026	Rating Area 1	Tobacco User/Non-Tobacco User	48	397.21	407.14
16322PA0040026	Rating Area 1	Tobacco User/Non-Tobacco User	49	414.46	424.82
16322PA0040026	Rating Area 1	Tobacco User/Non-Tobacco User	50	433.89	444.74
16322PA0040026	Rating Area 1	Tobacco User/Non-Tobacco User	51	453.08	464.41
16322PA0040026	Rating Area 1	Tobacco User/Non-Tobacco User	52	474.22	486.07
16322PA0040026	Rating Area 1	Tobacco User/Non-Tobacco User	53	495.60	507.99
16322PA0040026	Rating Area 1	Tobacco User/Non-Tobacco User	54	518.68	531.64
16322PA0040026	Rating Area 1	Tobacco User/Non-Tobacco User	55	541.76	555.30
16322PA0040026	Rating Area 1	Tobacco User/Non-Tobacco User	56	566.78	580.95
16322PA0040026	Rating Area 1	Tobacco User/Non-Tobacco User	57	592.04	606.85
16322PA0040026	Rating Area 1	Tobacco User/Non-Tobacco User	58	619.01	634.49
16322PA0040026	Rating Area 1	Tobacco User/Non-Tobacco User	59	632.37	648.18
16322PA0040026	Rating Area 1	Tobacco User/Non-Tobacco User	60	659.34	675.82
16322PA0040026	Rating Area 1	Tobacco User/Non-Tobacco User	61	682.66	699.73
16322PA0040026	Rating Area 1	Tobacco User/Non-Tobacco User	62	697.97	715.42
16322PA0040026	Rating Area 1	Tobacco User/Non-Tobacco User	63	717.16	735.09
16322PA0040026	Rating Area 1	Tobacco User/Non-Tobacco User	64 and over	728.82	747.04
16322PA0040026	Rating Area 2	Tobacco User/Non-Tobacco User	0-14	203.77	203.77
16322PA0040026	Rating Area 2	Tobacco User/Non-Tobacco User	15	221.88	221.88
16322PA0040026	Rating Area 2	Tobacco User/Non-Tobacco User	16	228.80	228.80
16322PA0040026	Rating Area 2	Tobacco User/Non-Tobacco User	17	235.73	235.73
16322PA0040026	Rating Area 2	Tobacco User/Non-Tobacco User	18	243.19	249.27
16322PA0040026	Rating Area 2	Tobacco User/Non-Tobacco User	19	250.64	256.91
16322PA0040026	Rating Area 2	Tobacco User/Non-Tobacco User	20	258.37	264.83
16322PA0040026	Rating Area 2	Tobacco User/Non-Tobacco User	21	266.36	273.02
16322PA0040026	Rating Area 2	Tobacco User/Non-Tobacco User	22	266.36	273.02
16322PA0040026	Rating Area 2	Tobacco User/Non-Tobacco User	23	266.36	273.02
16322PA0040026	Rating Area 2	Tobacco User/Non-Tobacco User	24	266.36	273.02
16322PA0040026	Rating Area 2	Tobacco User/Non-Tobacco User	25	267.43	274.11
16322PA0040026	Rating Area 2	Tobacco User/Non-Tobacco User	26	272.75	279.57
16322PA0040026	Rating Area 2	Tobacco User/Non-Tobacco User	27	279.15	286.12
16322PA0040026	Rating Area 2	Tobacco User/Non-Tobacco User	28	289.53	296.77
16322PA0040026	Rating Area 2	Tobacco User/Non-Tobacco User	29	298.06	305.51
16322PA0040026	Rating Area 2	Tobacco User/Non-Tobacco User	30	302.32	309.88
16322PA0040026	Rating Area 2	Tobacco User/Non-Tobacco User	31	308.71	316.43
16322PA0040026	Rating Area 2	Tobacco User/Non-Tobacco User	32	315.10	322.98
16322PA0040026	Rating Area 2	Tobacco User/Non-Tobacco User	33	319.10	327.08
16322PA0040026	Rating Area 2	Tobacco User/Non-Tobacco User	34	323.36	331.45
16322PA0040026	Rating Area 2	Tobacco User/Non-Tobacco User	35	325.49	333.63
16322PA0040026	Rating Area 2	Tobacco User/Non-Tobacco User	36	327.62	335.81
16322PA0040026	Rating Area 2	Tobacco User/Non-Tobacco User	37	329.75	338.00
16322PA0040026	Rating Area 2	Tobacco User/Non-Tobacco User	38	331.88	340.18
16322PA0040026	Rating Area 2	Tobacco User/Non-Tobacco User	39	336.15	344.55
16322PA0040026	Rating Area 2	Tobacco User/Non-Tobacco User	40	340.41	348.92
16322PA0040026	Rating Area 2	Tobacco User/Non-Tobacco User	41	346.80	355.47
16322PA0040026	Rating Area 2	Tobacco User/Non-Tobacco User	42	352.93	361.75
16322PA0040026	Rating Area 2	Tobacco User/Non-Tobacco User	43	361.45	370.49
16322PA0040026	Rating Area 2	Tobacco User/Non-Tobacco User	44	372.10	381.41
16322PA0040026	Rating Area 2	Tobacco User/Non-Tobacco User	45	384.62	394.24
16322PA0040026	Rating Area 2	Tobacco User/Non-Tobacco User	46	399.54	409.53
16322PA0040026	Rating Area 2	Tobacco User/Non-Tobacco User	47	416.32	426.73
16322PA0040026	Rating Area 2	Tobacco User/Non-Tobacco User	48	435.50	446.39
16322PA0040026	Rating Area 2	Tobacco User/Non-Tobacco User	49	454.41	465.77
16322PA0040026	Rating Area 2	Tobacco User/Non-Tobacco User	50	475.72	487.61
16322PA0040026	Rating Area 2	Tobacco User/Non-Tobacco User	51	496.76	509.18
16322PA0040026	Rating Area 2	Tobacco User/Non-Tobacco User	52	519.93	532.93
16322PA0040026	Rating Area 2	Tobacco User/Non-Tobacco User	53	543.37	556.96
16322PA0040026	Rating Area 2	Tobacco User/Non-Tobacco User	54	568.68	582.90
16322PA0040026	Rating Area 2	Tobacco User/Non-Tobacco User	55	593.98	608.83
16322PA0040026	Rating Area 2	Tobacco User/Non-Tobacco User	56	621.42	636.95
16322PA0040026	Rating Area 2	Tobacco User/Non-Tobacco User	57	649.12	665.35
16322PA0040026	Rating Area 2	Tobacco User/Non-Tobacco User	58	678.69	695.65
16322PA0040026	Rating Area 2	Tobacco User/Non-Tobacco User	59	693.34	710.67
16322PA0040026	Rating Area 2	Tobacco User/Non-Tobacco User	60	722.90	740.97
16322PA0040026	Rating Area 2	Tobacco User/Non-Tobacco User	61	748.47	767.18
16322PA0040026	Rating Area 2	Tobacco User/Non-Tobacco User	62	765.25	784.38
16322PA0040026	Rating Area 2	Tobacco User/Non-Tobacco User	63	786.29	805.95
16322PA0040026	Rating Area 2	Tobacco User/Non-Tobacco User	64 and over	799.08	819.06
16322PA0040026	Rating Area 4	Tobacco User/Non-Tobacco User	0-14	185.85	185.85
16322PA0040026	Rating Area 4	Tobacco User/Non-Tobacco User	15	202.37	202.37
16322PA0040026	Rating Area 4	Tobacco User/Non-Tobacco User	16	208.69	208.69
16322PA0040026	Rating Area 4	Tobacco User/Non-Tobacco User	17	215.00	215.00
16322PA0040026	Rating Area 4	Tobacco User/Non-Tobacco User	18	221.80	227.35
16322PA0040026	Rating Area 4	Tobacco User/Non-Tobacco User	19	228.61	234.32
16322PA0040026	Rating Area 4	Tobacco User/Non-Tobacco User	20	235.65	241.54
16322PA0040026	Rating Area 4	Tobacco User/Non-Tobacco User	21	242.94	249.01
16322PA0040026	Rating Area 4	Tobacco User/Non-Tobacco User	22	242.94	249.01
16322PA0040026	Rating Area 4	Tobacco User/Non-Tobacco User	23	242.94	249.01
16322PA0040026	Rating Area 4	Tobacco User/Non-Tobacco User	24	242.94	249.01
16322PA0040026	Rating Area 4	Tobacco User/Non-Tobacco User	25	243.91	250.01
16322PA0040026	Rating Area 4	Tobacco User/Non-Tobacco User	26	248.77	254.99
16322PA0040026	Rating Area 4	Tobacco User/Non-Tobacco User	27	254.60	260.97
16322PA0040026	Rating Area 4	Tobacco User/Non-Tobacco User	28	264.08	270.68
16322PA0040026	Rating Area 4	Tobacco User/Non-Tobacco User	29	271.85	278.65
16322PA0040026	Rating Area 4	Tobacco User/Non-Tobacco User	30	275.74	282.63
16322PA0040026	Rating Area 4	Tobacco User/Non-Tobacco User	31	281.57	288.61
16322PA0040026	Rating Area 4	Tobacco User/Non-Tobacco User	32	287.40	294.58
16322PA0040026	Rating Area 4	Tobacco User/Non-Tobacco User	33	291.04	298.32
16322PA0040026	Rating Area 4	Tobacco User/Non-Tobacco User	34	294.93	302.30
16322PA0040026	Rating Area 4	Tobacco User/Non-Tobacco User	35	296.87	304.29
16322PA0040026	Rating Area 4	Tobacco User/Non-Tobacco User	36	298.82	306.29
16322PA0040026	Rating Area 4	Tobacco User/Non-Tobacco User	37	300.76	308.28
16322PA0040026	Rating Area 4	Tobacco User/Non-Tobacco User	38	302.70	310.27
16322PA0040026	Rating Area 4	Tobacco User/Non-Tobacco User	39	306.59	314.26
16322PA0040026	Rating Area 4	Tobacco User/Non-Tobacco User	40	310.48	318.24
16322PA0040026	Rating Area 4	Tobacco User/Non-Tobacco User	41	316.31	324.22
16322PA0040026	Rating Area 4	Tobacco User/Non-Tobacco User	42	321.90	329.94
16322PA0040026	Rating Area 4	Tobacco User/Non-Tobacco User	43	329.67	337.91
16322PA0040026	Rating Area 4	Tobacco User/Non-Tobacco User	44	339.39	347.87
16322PA0040026	Rating Area 4	Tobacco User/Non-Tobacco User	45	350.81	359.58
16322PA0040026	Rating Area 4	Tobacco User/Non-Tobacco User	46	364.41	373.52
16322PA0040026	Rating Area 4	Tobacco User/Non-Tobacco User	47	379.72	389.21
16322PA0040026	Rating Area 4	Tobacco User/Non-Tobacco User	48	397.21	407.14
16322PA0040026	Rating Area 4	Tobacco User/Non-Tobacco User	49	414.46	424.82
16322PA0040026	Rating Area 4	Tobacco User/Non-Tobacco User	50	433.89	444.74
16322PA0040026	Rating Area 4	Tobacco User/Non-Tobacco User	51	453.08	464.41
16322PA0040026	Rating Area 4	Tobacco User/Non-Tobacco User	52	474.22	486.07
16322PA0040026	Rating Area 4	Tobacco User/Non-Tobacco User	53	495.60	507.99
16322PA0040026	Rating Area 4	Tobacco User/Non-Tobacco User	54	518.68	531.64
16322PA0040026	Rating Area 4	Tobacco User/Non-Tobacco User	55	541.76	555.30
16322PA0040026	Rating Area 4	Tobacco User/Non-Tobacco User	56	566.78	580.95
16322PA0040026	Rating Area 4	Tobacco User/Non-Tobacco User	57	592.04	606.85
16322PA0040026	Rating Area 4	Tobacco User/Non-Tobacco User	58	619.01	634.49
16322PA0040026	Rating Area 4	Tobacco User/Non-Tobacco User	59	632.37	648.18
16322PA0040026	Rating Area 4	Tobacco User/Non-Tobacco User	60	659.34	675.82
16322PA0040026	Rating Area 4	Tobacco User/Non-Tobacco User	61	682.66	699.73
16322PA0040026	Rating Area 4	Tobacco User/Non-Tobacco User	62	697.97	715.42
16322PA0040026	Rating Area 4	Tobacco User/Non-Tobacco User	63	717.16	735.09
16322PA0040026	Rating Area 4	Tobacco User/Non-Tobacco User	64 and over	728.82	747.04
16322PA0040026	Rating Area 5	Tobacco User/Non-Tobacco User	0-14	185.85	185.85
16322PA0040026	Rating Area 5	Tobacco User/Non-Tobacco User	15	202.37	202.37
16322PA0040026	Rating Area 5	Tobacco User/Non-Tobacco User	16	208.69	208.69
16322PA0040026	Rating Area 5	Tobacco User/Non-Tobacco User	17	215.00	215.00
16322PA0040026	Rating Area 5	Tobacco User/Non-Tobacco User	18	221.80	227.35
16322PA0040026	Rating Area 5	Tobacco User/Non-Tobacco User	19	228.61	234.32
16322PA0040026	Rating Area 5	Tobacco User/Non-Tobacco User	20	235.65	241.54
16322PA0040026	Rating Area 5	Tobacco User/Non-Tobacco User	21	242.94	249.01
16322PA0040026	Rating Area 5	Tobacco User/Non-Tobacco User	22	242.94	249.01
16322PA0040026	Rating Area 5	Tobacco User/Non-Tobacco User	23	242.94	249.01
16322PA0040026	Rating Area 5	Tobacco User/Non-Tobacco User	24	242.94	249.01
16322PA0040026	Rating Area 5	Tobacco User/Non-Tobacco User	25	243.91	250.01
16322PA0040026	Rating Area 5	Tobacco User/Non-Tobacco User	26	248.77	254.99

16322PA0040026	Rating Area 5	Tobacco User/Non-Tobacco User	27	254.60	260.97
16322PA0040026	Rating Area 5	Tobacco User/Non-Tobacco User	28	264.08	270.68
16322PA0040026	Rating Area 5	Tobacco User/Non-Tobacco User	29	271.85	278.65
16322PA0040026	Rating Area 5	Tobacco User/Non-Tobacco User	30	275.74	282.63
16322PA0040026	Rating Area 5	Tobacco User/Non-Tobacco User	31	281.57	288.61
16322PA0040026	Rating Area 5	Tobacco User/Non-Tobacco User	32	287.40	294.58
16322PA0040026	Rating Area 5	Tobacco User/Non-Tobacco User	33	291.04	298.32
16322PA0040026	Rating Area 5	Tobacco User/Non-Tobacco User	34	294.93	302.30
16322PA0040026	Rating Area 5	Tobacco User/Non-Tobacco User	35	296.87	304.29
16322PA0040026	Rating Area 5	Tobacco User/Non-Tobacco User	36	298.82	306.29
16322PA0040026	Rating Area 5	Tobacco User/Non-Tobacco User	37	300.76	308.28
16322PA0040026	Rating Area 5	Tobacco User/Non-Tobacco User	38	302.70	310.27
16322PA0040026	Rating Area 5	Tobacco User/Non-Tobacco User	39	306.59	314.26
16322PA0040026	Rating Area 5	Tobacco User/Non-Tobacco User	40	310.48	318.24
16322PA0040026	Rating Area 5	Tobacco User/Non-Tobacco User	41	316.31	324.22
16322PA0040026	Rating Area 5	Tobacco User/Non-Tobacco User	42	321.90	329.94
16322PA0040026	Rating Area 5	Tobacco User/Non-Tobacco User	43	329.67	337.91
16322PA0040026	Rating Area 5	Tobacco User/Non-Tobacco User	44	339.39	347.87
16322PA0040026	Rating Area 5	Tobacco User/Non-Tobacco User	45	350.81	359.58
16322PA0040026	Rating Area 5	Tobacco User/Non-Tobacco User	46	364.41	373.52
16322PA0040026	Rating Area 5	Tobacco User/Non-Tobacco User	47	379.72	389.21
16322PA0040026	Rating Area 5	Tobacco User/Non-Tobacco User	48	397.21	407.14
16322PA0040026	Rating Area 5	Tobacco User/Non-Tobacco User	49	414.46	424.82
16322PA0040026	Rating Area 5	Tobacco User/Non-Tobacco User	50	433.89	444.74
16322PA0040026	Rating Area 5	Tobacco User/Non-Tobacco User	51	453.08	464.41
16322PA0040026	Rating Area 5	Tobacco User/Non-Tobacco User	52	474.22	486.07
16322PA0040026	Rating Area 5	Tobacco User/Non-Tobacco User	53	495.60	507.99
16322PA0040026	Rating Area 5	Tobacco User/Non-Tobacco User	54	518.68	531.64
16322PA0040026	Rating Area 5	Tobacco User/Non-Tobacco User	55	541.76	555.30
16322PA0040026	Rating Area 5	Tobacco User/Non-Tobacco User	56	566.78	580.95
16322PA0040026	Rating Area 5	Tobacco User/Non-Tobacco User	57	592.04	606.85
16322PA0040026	Rating Area 5	Tobacco User/Non-Tobacco User	58	619.01	634.49
16322PA0040026	Rating Area 5	Tobacco User/Non-Tobacco User	59	632.37	648.18
16322PA0040026	Rating Area 5	Tobacco User/Non-Tobacco User	60	659.34	675.82
16322PA0040026	Rating Area 5	Tobacco User/Non-Tobacco User	61	682.66	699.73
16322PA0040026	Rating Area 5	Tobacco User/Non-Tobacco User	62	697.97	715.42
16322PA0040026	Rating Area 5	Tobacco User/Non-Tobacco User	63	717.16	735.09
16322PA0040026	Rating Area 5	Tobacco User/Non-Tobacco User	64 and over	728.82	747.04
16322PA0040026	Rating Area 6	Tobacco User/Non-Tobacco User	0-14	250.32	250.32
16322PA0040026	Rating Area 6	Tobacco User/Non-Tobacco User	15	272.57	272.57
16322PA0040026	Rating Area 6	Tobacco User/Non-Tobacco User	16	281.07	281.07
16322PA0040026	Rating Area 6	Tobacco User/Non-Tobacco User	17	289.58	289.58
16322PA0040026	Rating Area 6	Tobacco User/Non-Tobacco User	18	298.74	306.21
16322PA0040026	Rating Area 6	Tobacco User/Non-Tobacco User	19	307.90	315.60
16322PA0040026	Rating Area 6	Tobacco User/Non-Tobacco User	20	317.39	325.33
16322PA0040026	Rating Area 6	Tobacco User/Non-Tobacco User	21	327.21	335.39
16322PA0040026	Rating Area 6	Tobacco User/Non-Tobacco User	22	327.21	335.39
16322PA0040026	Rating Area 6	Tobacco User/Non-Tobacco User	23	327.21	335.39
16322PA0040026	Rating Area 6	Tobacco User/Non-Tobacco User	24	327.21	335.39
16322PA0040026	Rating Area 6	Tobacco User/Non-Tobacco User	25	328.52	336.73
16322PA0040026	Rating Area 6	Tobacco User/Non-Tobacco User	26	335.06	343.44
16322PA0040026	Rating Area 6	Tobacco User/Non-Tobacco User	27	342.92	351.49
16322PA0040026	Rating Area 6	Tobacco User/Non-Tobacco User	28	355.68	364.57
16322PA0040026	Rating Area 6	Tobacco User/Non-Tobacco User	29	366.15	375.30
16322PA0040026	Rating Area 6	Tobacco User/Non-Tobacco User	30	371.38	380.67
16322PA0040026	Rating Area 6	Tobacco User/Non-Tobacco User	31	379.24	388.72
16322PA0040026	Rating Area 6	Tobacco User/Non-Tobacco User	32	387.09	396.77
16322PA0040026	Rating Area 6	Tobacco User/Non-Tobacco User	33	392.00	401.80
16322PA0040026	Rating Area 6	Tobacco User/Non-Tobacco User	34	397.23	407.16
16322PA0040026	Rating Area 6	Tobacco User/Non-Tobacco User	35	399.85	409.85
16322PA0040026	Rating Area 6	Tobacco User/Non-Tobacco User	36	402.47	412.53
16322PA0040026	Rating Area 6	Tobacco User/Non-Tobacco User	37	405.09	415.21
16322PA0040026	Rating Area 6	Tobacco User/Non-Tobacco User	38	407.70	417.90
16322PA0040026	Rating Area 6	Tobacco User/Non-Tobacco User	39	412.94	423.26
16322PA0040026	Rating Area 6	Tobacco User/Non-Tobacco User	40	418.17	428.63
16322PA0040026	Rating Area 6	Tobacco User/Non-Tobacco User	41	426.03	436.68
16322PA0040026	Rating Area 6	Tobacco User/Non-Tobacco User	42	433.55	444.39
16322PA0040026	Rating Area 6	Tobacco User/Non-Tobacco User	43	444.02	455.12
16322PA0040026	Rating Area 6	Tobacco User/Non-Tobacco User	44	457.11	468.54
16322PA0040026	Rating Area 6	Tobacco User/Non-Tobacco User	45	472.49	484.30
16322PA0040026	Rating Area 6	Tobacco User/Non-Tobacco User	46	490.82	503.09
16322PA0040026	Rating Area 6	Tobacco User/Non-Tobacco User	47	511.43	524.21
16322PA0040026	Rating Area 6	Tobacco User/Non-Tobacco User	48	534.99	548.36
16322PA0040026	Rating Area 6	Tobacco User/Non-Tobacco User	49	558.22	572.18
16322PA0040026	Rating Area 6	Tobacco User/Non-Tobacco User	50	584.40	599.01
16322PA0040026	Rating Area 6	Tobacco User/Non-Tobacco User	51	610.25	625.50
16322PA0040026	Rating Area 6	Tobacco User/Non-Tobacco User	52	638.71	654.68
16322PA0040026	Rating Area 6	Tobacco User/Non-Tobacco User	53	667.51	684.20
16322PA0040026	Rating Area 6	Tobacco User/Non-Tobacco User	54	698.59	716.06
16322PA0040026	Rating Area 6	Tobacco User/Non-Tobacco User	55	729.68	747.92
16322PA0040026	Rating Area 6	Tobacco User/Non-Tobacco User	56	763.38	782.47
16322PA0040026	Rating Area 6	Tobacco User/Non-Tobacco User	57	797.41	817.35
16322PA0040026	Rating Area 6	Tobacco User/Non-Tobacco User	58	833.73	854.57
16322PA0040026	Rating Area 6	Tobacco User/Non-Tobacco User	59	851.73	873.02
16322PA0040026	Rating Area 6	Tobacco User/Non-Tobacco User	60	888.05	910.25
16322PA0040026	Rating Area 6	Tobacco User/Non-Tobacco User	61	919.46	942.45
16322PA0040026	Rating Area 6	Tobacco User/Non-Tobacco User	62	940.07	963.58
16322PA0040026	Rating Area 6	Tobacco User/Non-Tobacco User	63	965.92	990.07
16322PA0040026	Rating Area 6	Tobacco User/Non-Tobacco User	64 and over	981.63	1006.17
16322PA0040037	Rating Area 1	Tobacco User/Non-Tobacco User	0-14	225.71	225.71
16322PA0040037	Rating Area 1	Tobacco User/Non-Tobacco User	15	245.77	245.77
16322PA0040037	Rating Area 1	Tobacco User/Non-Tobacco User	16	253.44	253.44
16322PA0040037	Rating Area 1	Tobacco User/Non-Tobacco User	17	261.11	261.11
16322PA0040037	Rating Area 1	Tobacco User/Non-Tobacco User	18	269.37	276.11
16322PA0040037	Rating Area 1	Tobacco User/Non-Tobacco User	19	277.63	284.57
16322PA0040037	Rating Area 1	Tobacco User/Non-Tobacco User	20	286.19	293.34
16322PA0040037	Rating Area 1	Tobacco User/Non-Tobacco User	21	295.04	302.42
16322PA0040037	Rating Area 1	Tobacco User/Non-Tobacco User	22	295.04	302.42
16322PA0040037	Rating Area 1	Tobacco User/Non-Tobacco User	23	295.04	302.42
16322PA0040037	Rating Area 1	Tobacco User/Non-Tobacco User	24	295.04	302.42
16322PA0040037	Rating Area 1	Tobacco User/Non-Tobacco User	25	296.22	303.63
16322PA0040037	Rating Area 1	Tobacco User/Non-Tobacco User	26	302.12	309.67
16322PA0040037	Rating Area 1	Tobacco User/Non-Tobacco User	27	309.20	316.93
16322PA0040037	Rating Area 1	Tobacco User/Non-Tobacco User	28	320.71	328.73
16322PA0040037	Rating Area 1	Tobacco User/Non-Tobacco User	29	330.15	338.40
16322PA0040037	Rating Area 1	Tobacco User/Non-Tobacco User	30	334.87	343.24
16322PA0040037	Rating Area 1	Tobacco User/Non-Tobacco User	31	341.95	350.50
16322PA0040037	Rating Area 1	Tobacco User/Non-Tobacco User	32	349.03	357.76
16322PA0040037	Rating Area 1	Tobacco User/Non-Tobacco User	33	353.46	362.29
16322PA0040037	Rating Area 1	Tobacco User/Non-Tobacco User	34	358.18	367.13
16322PA0040037	Rating Area 1	Tobacco User/Non-Tobacco User	35	360.54	369.55
16322PA0040037	Rating Area 1	Tobacco User/Non-Tobacco User	36	362.90	371.97
16322PA0040037	Rating Area 1	Tobacco User/Non-Tobacco User	37	365.26	374.39
16322PA0040037	Rating Area 1	Tobacco User/Non-Tobacco User	38	367.62	376.81
16322PA0040037	Rating Area 1	Tobacco User/Non-Tobacco User	39	372.34	381.65
16322PA0040037	Rating Area 1	Tobacco User/Non-Tobacco User	40	377.06	386.49
16322PA0040037	Rating Area 1	Tobacco User/Non-Tobacco User	41	384.14	393.75
16322PA0040037	Rating Area 1	Tobacco User/Non-Tobacco User	42	390.93	400.70
16322PA0040037	Rating Area 1	Tobacco User/Non-Tobacco User	43	400.37	410.38
16322PA0040037	Rating Area 1	Tobacco User/Non-Tobacco User	44	412.17	422.48
16322PA0040037	Rating Area 1	Tobacco User/Non-Tobacco User	45	426.04	436.69
16322PA0040037	Rating Area 1	Tobacco User/Non-Tobacco User	46	442.56	453.62
16322PA0040037	Rating Area 1	Tobacco User/Non-Tobacco User	47	461.15	472.68
16322PA0040037	Rating Area 1	Tobacco User/Non-Tobacco User	48	482.39	494.45
16322PA0040037	Rating Area 1	Tobacco User/Non-Tobacco User	49	503.34	515.92
16322PA0040037	Rating Area 1	Tobacco User/Non-Tobacco User	50	526.94	540.11
16322PA0040037	Rating Area 1	Tobacco User/Non-Tobacco User	51	550.25	564.01
16322PA0040037	Rating Area 1	Tobacco User/Non-Tobacco User	52	575.92	590.32
16322PA0040037	Rating Area 1	Tobacco User/Non-Tobacco User	53	601.88	616.93
16322PA0040037	Rating Area 1	Tobacco User/Non-Tobacco User	54	629.91	645.66
16322PA0040037	Rating Area 1	Tobacco User/Non-Tobacco User	55	657.94	674.39
16322PA0040037	Rating Area 1	Tobacco User/Non-Tobacco User	56	688.33	705.54

16322PA0040037	Rating Area 1	Tobacco User/Non-Tobacco User	57	719.01	736.99
16322PA0040037	Rating Area 1	Tobacco User/Non-Tobacco User	58	751.76	770.56
16322PA0040037	Rating Area 1	Tobacco User/Non-Tobacco User	59	767.99	787.19
16322PA0040037	Rating Area 1	Tobacco User/Non-Tobacco User	60	800.74	820.76
16322PA0040037	Rating Area 1	Tobacco User/Non-Tobacco User	61	829.06	849.79
16322PA0040037	Rating Area 1	Tobacco User/Non-Tobacco User	62	847.65	868.84
16322PA0040037	Rating Area 1	Tobacco User/Non-Tobacco User	63	870.96	892.73
16322PA0040037	Rating Area 1	Tobacco User/Non-Tobacco User	64 and over	885.12	907.25
16322PA0040037	Rating Area 2	Tobacco User/Non-Tobacco User	0-14	247.46	247.46
16322PA0040037	Rating Area 2	Tobacco User/Non-Tobacco User	15	269.46	269.46
16322PA0040037	Rating Area 2	Tobacco User/Non-Tobacco User	16	277.87	277.87
16322PA0040037	Rating Area 2	Tobacco User/Non-Tobacco User	17	286.28	286.28
16322PA0040037	Rating Area 2	Tobacco User/Non-Tobacco User	18	295.34	302.72
16322PA0040037	Rating Area 2	Tobacco User/Non-Tobacco User	19	304.39	312.00
16322PA0040037	Rating Area 2	Tobacco User/Non-Tobacco User	20	313.78	321.62
16322PA0040037	Rating Area 2	Tobacco User/Non-Tobacco User	21	323.48	331.57
16322PA0040037	Rating Area 2	Tobacco User/Non-Tobacco User	22	323.48	331.57
16322PA0040037	Rating Area 2	Tobacco User/Non-Tobacco User	23	323.48	331.57
16322PA0040037	Rating Area 2	Tobacco User/Non-Tobacco User	24	323.48	331.57
16322PA0040037	Rating Area 2	Tobacco User/Non-Tobacco User	25	324.77	332.89
16322PA0040037	Rating Area 2	Tobacco User/Non-Tobacco User	26	331.24	339.52
16322PA0040037	Rating Area 2	Tobacco User/Non-Tobacco User	27	339.01	347.48
16322PA0040037	Rating Area 2	Tobacco User/Non-Tobacco User	28	351.62	360.41
16322PA0040037	Rating Area 2	Tobacco User/Non-Tobacco User	29	361.97	371.02
16322PA0040037	Rating Area 2	Tobacco User/Non-Tobacco User	30	367.15	376.33
16322PA0040037	Rating Area 2	Tobacco User/Non-Tobacco User	31	374.91	384.29
16322PA0040037	Rating Area 2	Tobacco User/Non-Tobacco User	32	382.68	392.24
16322PA0040037	Rating Area 2	Tobacco User/Non-Tobacco User	33	387.53	397.22
16322PA0040037	Rating Area 2	Tobacco User/Non-Tobacco User	34	392.70	402.52
16322PA0040037	Rating Area 2	Tobacco User/Non-Tobacco User	35	395.29	405.17
16322PA0040037	Rating Area 2	Tobacco User/Non-Tobacco User	36	397.88	407.83
16322PA0040037	Rating Area 2	Tobacco User/Non-Tobacco User	37	400.47	410.48
16322PA0040037	Rating Area 2	Tobacco User/Non-Tobacco User	38	403.06	413.13
16322PA0040037	Rating Area 2	Tobacco User/Non-Tobacco User	39	408.23	418.44
16322PA0040037	Rating Area 2	Tobacco User/Non-Tobacco User	40	413.41	423.74
16322PA0040037	Rating Area 2	Tobacco User/Non-Tobacco User	41	421.17	431.70
16322PA0040037	Rating Area 2	Tobacco User/Non-Tobacco User	42	428.61	439.33
16322PA0040037	Rating Area 2	Tobacco User/Non-Tobacco User	43	438.96	449.94
16322PA0040037	Rating Area 2	Tobacco User/Non-Tobacco User	44	451.90	463.20
16322PA0040037	Rating Area 2	Tobacco User/Non-Tobacco User	45	467.11	478.78
16322PA0040037	Rating Area 2	Tobacco User/Non-Tobacco User	46	485.22	497.35
16322PA0040037	Rating Area 2	Tobacco User/Non-Tobacco User	47	505.60	518.24
16322PA0040037	Rating Area 2	Tobacco User/Non-Tobacco User	48	528.89	542.11
16322PA0040037	Rating Area 2	Tobacco User/Non-Tobacco User	49	551.86	565.65
16322PA0040037	Rating Area 2	Tobacco User/Non-Tobacco User	50	577.74	592.18
16322PA0040037	Rating Area 2	Tobacco User/Non-Tobacco User	51	603.29	618.37
16322PA0040037	Rating Area 2	Tobacco User/Non-Tobacco User	52	631.43	647.22
16322PA0040037	Rating Area 2	Tobacco User/Non-Tobacco User	53	659.90	676.40
16322PA0040037	Rating Area 2	Tobacco User/Non-Tobacco User	54	690.63	707.90
16322PA0040037	Rating Area 2	Tobacco User/Non-Tobacco User	55	721.36	739.39
16322PA0040037	Rating Area 2	Tobacco User/Non-Tobacco User	56	754.68	773.55
16322PA0040037	Rating Area 2	Tobacco User/Non-Tobacco User	57	788.32	808.03
16322PA0040037	Rating Area 2	Tobacco User/Non-Tobacco User	58	824.23	844.83
16322PA0040037	Rating Area 2	Tobacco User/Non-Tobacco User	59	842.02	863.07
16322PA0040037	Rating Area 2	Tobacco User/Non-Tobacco User	60	877.92	899.87
16322PA0040037	Rating Area 2	Tobacco User/Non-Tobacco User	61	908.98	931.70
16322PA0040037	Rating Area 2	Tobacco User/Non-Tobacco User	62	929.36	952.59
16322PA0040037	Rating Area 2	Tobacco User/Non-Tobacco User	63	954.91	978.79
16322PA0040037	Rating Area 2	Tobacco User/Non-Tobacco User	64 and over	970.44	994.70
16322PA0040037	Rating Area 4	Tobacco User/Non-Tobacco User	0-14	225.71	225.71
16322PA0040037	Rating Area 4	Tobacco User/Non-Tobacco User	15	245.77	245.77
16322PA0040037	Rating Area 4	Tobacco User/Non-Tobacco User	16	253.44	253.44
16322PA0040037	Rating Area 4	Tobacco User/Non-Tobacco User	17	261.11	261.11
16322PA0040037	Rating Area 4	Tobacco User/Non-Tobacco User	18	269.37	276.11
16322PA0040037	Rating Area 4	Tobacco User/Non-Tobacco User	19	277.63	284.57
16322PA0040037	Rating Area 4	Tobacco User/Non-Tobacco User	20	286.19	293.34
16322PA0040037	Rating Area 4	Tobacco User/Non-Tobacco User	21	295.04	302.42
16322PA0040037	Rating Area 4	Tobacco User/Non-Tobacco User	22	295.04	302.42
16322PA0040037	Rating Area 4	Tobacco User/Non-Tobacco User	23	295.04	302.42
16322PA0040037	Rating Area 4	Tobacco User/Non-Tobacco User	24	295.04	302.42
16322PA0040037	Rating Area 4	Tobacco User/Non-Tobacco User	25	296.22	303.63
16322PA0040037	Rating Area 4	Tobacco User/Non-Tobacco User	26	302.12	309.67
16322PA0040037	Rating Area 4	Tobacco User/Non-Tobacco User	27	309.20	316.93
16322PA0040037	Rating Area 4	Tobacco User/Non-Tobacco User	28	320.71	328.73
16322PA0040037	Rating Area 4	Tobacco User/Non-Tobacco User	29	330.15	338.40
16322PA0040037	Rating Area 4	Tobacco User/Non-Tobacco User	30	334.87	343.24
16322PA0040037	Rating Area 4	Tobacco User/Non-Tobacco User	31	341.95	350.50
16322PA0040037	Rating Area 4	Tobacco User/Non-Tobacco User	32	349.03	357.76
16322PA0040037	Rating Area 4	Tobacco User/Non-Tobacco User	33	353.46	362.29
16322PA0040037	Rating Area 4	Tobacco User/Non-Tobacco User	34	358.18	367.13
16322PA0040037	Rating Area 4	Tobacco User/Non-Tobacco User	35	360.54	369.55
16322PA0040037	Rating Area 4	Tobacco User/Non-Tobacco User	36	362.90	371.97
16322PA0040037	Rating Area 4	Tobacco User/Non-Tobacco User	37	365.26	374.39
16322PA0040037	Rating Area 4	Tobacco User/Non-Tobacco User	38	367.62	376.81
16322PA0040037	Rating Area 4	Tobacco User/Non-Tobacco User	39	372.34	381.65
16322PA0040037	Rating Area 4	Tobacco User/Non-Tobacco User	40	377.06	386.49
16322PA0040037	Rating Area 4	Tobacco User/Non-Tobacco User	41	384.14	393.75
16322PA0040037	Rating Area 4	Tobacco User/Non-Tobacco User	42	390.93	400.70
16322PA0040037	Rating Area 4	Tobacco User/Non-Tobacco User	43	400.37	410.38
16322PA0040037	Rating Area 4	Tobacco User/Non-Tobacco User	44	412.17	422.48
16322PA0040037	Rating Area 4	Tobacco User/Non-Tobacco User	45	426.04	436.69
16322PA0040037	Rating Area 4	Tobacco User/Non-Tobacco User	46	442.56	453.62
16322PA0040037	Rating Area 4	Tobacco User/Non-Tobacco User	47	461.15	472.68
16322PA0040037	Rating Area 4	Tobacco User/Non-Tobacco User	48	482.39	494.45
16322PA0040037	Rating Area 4	Tobacco User/Non-Tobacco User	49	503.34	515.92
16322PA0040037	Rating Area 4	Tobacco User/Non-Tobacco User	50	526.94	540.11
16322PA0040037	Rating Area 4	Tobacco User/Non-Tobacco User	51	550.25	564.01
16322PA0040037	Rating Area 4	Tobacco User/Non-Tobacco User	52	575.92	590.32
16322PA0040037	Rating Area 4	Tobacco User/Non-Tobacco User	53	601.88	616.93
16322PA0040037	Rating Area 4	Tobacco User/Non-Tobacco User	54	629.91	645.66
16322PA0040037	Rating Area 4	Tobacco User/Non-Tobacco User	55	657.94	674.39
16322PA0040037	Rating Area 4	Tobacco User/Non-Tobacco User	56	688.33	705.54
16322PA0040037	Rating Area 4	Tobacco User/Non-Tobacco User	57	719.01	736.99
16322PA0040037	Rating Area 4	Tobacco User/Non-Tobacco User	58	751.76	770.56
16322PA0040037	Rating Area 4	Tobacco User/Non-Tobacco User	59	767.99	787.19
16322PA0040037	Rating Area 4	Tobacco User/Non-Tobacco User	60	800.74	820.76
16322PA0040037	Rating Area 4	Tobacco User/Non-Tobacco User	61	829.06	849.79
16322PA0040037	Rating Area 4	Tobacco User/Non-Tobacco User	62	847.65	868.84
16322PA0040037	Rating Area 4	Tobacco User/Non-Tobacco User	63	870.96	892.73
16322PA0040037	Rating Area 4	Tobacco User/Non-Tobacco User	64 and over	885.12	907.25
16322PA0040037	Rating Area 5	Tobacco User/Non-Tobacco User	0-14	225.71	225.71
16322PA0040037	Rating Area 5	Tobacco User/Non-Tobacco User	15	245.77	245.77
16322PA0040037	Rating Area 5	Tobacco User/Non-Tobacco User	16	253.44	253.44
16322PA0040037	Rating Area 5	Tobacco User/Non-Tobacco User	17	261.11	261.11
16322PA0040037	Rating Area 5	Tobacco User/Non-Tobacco User	18	269.37	276.11
16322PA0040037	Rating Area 5	Tobacco User/Non-Tobacco User	19	277.63	284.57
16322PA0040037	Rating Area 5	Tobacco User/Non-Tobacco User	20	286.19	293.34
16322PA0040037	Rating Area 5	Tobacco User/Non-Tobacco User	21	295.04	302.42
16322PA0040037	Rating Area 5	Tobacco User/Non-Tobacco User	22	295.04	302.42
16322PA0040037	Rating Area 5	Tobacco User/Non-Tobacco User	23	295.04	302.42
16322PA0040037	Rating Area 5	Tobacco User/Non-Tobacco User	24	295.04	302.42
16322PA0040037	Rating Area 5	Tobacco User/Non-Tobacco User	25	296.22	303.63
16322PA0040037	Rating Area 5	Tobacco User/Non-Tobacco User	26	302.12	309.67
16322PA0040037	Rating Area 5	Tobacco User/Non-Tobacco User	27	309.20	316.93
16322PA0040037	Rating Area 5	Tobacco User/Non-Tobacco User	28	320.71	328.73
16322PA0040037	Rating Area 5	Tobacco User/Non-Tobacco User	29	330.15	338.40
16322PA0040037	Rating Area 5	Tobacco User/Non-Tobacco User	30	334.87	343.24
16322PA0040037	Rating Area 5	Tobacco User/Non-Tobacco User	31	341.95	350.50
16322PA0040037	Rating Area 5	Tobacco User/Non-Tobacco User	32	349.03	357.76
16322PA0040037	Rating Area 5	Tobacco User/Non-Tobacco User	33	353.46	362.29
16322PA0040037	Rating Area 5	Tobacco User/Non-Tobacco User	34	358.18	367.13
16322PA0040037	Rating Area 5	Tobacco User/Non-Tobacco User	35	360.54	369.55

16322PA0040037	Rating Area 5	Tobacco User/Non-Tobacco User	36	362.90	371.97
16322PA0040037	Rating Area 5	Tobacco User/Non-Tobacco User	37	365.26	374.39
16322PA0040037	Rating Area 5	Tobacco User/Non-Tobacco User	38	367.62	376.81
16322PA0040037	Rating Area 5	Tobacco User/Non-Tobacco User	39	372.34	381.65
16322PA0040037	Rating Area 5	Tobacco User/Non-Tobacco User	40	377.06	386.49
16322PA0040037	Rating Area 5	Tobacco User/Non-Tobacco User	41	384.14	393.75
16322PA0040037	Rating Area 5	Tobacco User/Non-Tobacco User	42	390.93	400.70
16322PA0040037	Rating Area 5	Tobacco User/Non-Tobacco User	43	400.37	410.38
16322PA0040037	Rating Area 5	Tobacco User/Non-Tobacco User	44	412.17	422.48
16322PA0040037	Rating Area 5	Tobacco User/Non-Tobacco User	45	426.04	436.69
16322PA0040037	Rating Area 5	Tobacco User/Non-Tobacco User	46	442.56	453.62
16322PA0040037	Rating Area 5	Tobacco User/Non-Tobacco User	47	461.15	472.68
16322PA0040037	Rating Area 5	Tobacco User/Non-Tobacco User	48	482.39	494.45
16322PA0040037	Rating Area 5	Tobacco User/Non-Tobacco User	49	503.34	515.92
16322PA0040037	Rating Area 5	Tobacco User/Non-Tobacco User	50	526.94	540.11
16322PA0040037	Rating Area 5	Tobacco User/Non-Tobacco User	51	550.25	564.01
16322PA0040037	Rating Area 5	Tobacco User/Non-Tobacco User	52	575.92	590.32
16322PA0040037	Rating Area 5	Tobacco User/Non-Tobacco User	53	601.88	616.93
16322PA0040037	Rating Area 5	Tobacco User/Non-Tobacco User	54	629.91	645.66
16322PA0040037	Rating Area 5	Tobacco User/Non-Tobacco User	55	657.94	674.39
16322PA0040037	Rating Area 5	Tobacco User/Non-Tobacco User	56	688.33	705.54
16322PA0040037	Rating Area 5	Tobacco User/Non-Tobacco User	57	719.01	736.99
16322PA0040037	Rating Area 5	Tobacco User/Non-Tobacco User	58	751.76	770.56
16322PA0040037	Rating Area 5	Tobacco User/Non-Tobacco User	59	767.99	787.19
16322PA0040037	Rating Area 5	Tobacco User/Non-Tobacco User	60	800.74	820.76
16322PA0040037	Rating Area 5	Tobacco User/Non-Tobacco User	61	829.06	849.79
16322PA0040037	Rating Area 5	Tobacco User/Non-Tobacco User	62	847.65	868.84
16322PA0040037	Rating Area 5	Tobacco User/Non-Tobacco User	63	870.96	892.73
16322PA0040037	Rating Area 5	Tobacco User/Non-Tobacco User	64 and over	885.12	907.25
16322PA0040037	Rating Area 6	Tobacco User/Non-Tobacco User	0-14	303.99	303.99
16322PA0040037	Rating Area 6	Tobacco User/Non-Tobacco User	15	331.01	331.01
16322PA0040037	Rating Area 6	Tobacco User/Non-Tobacco User	16	341.34	341.34
16322PA0040037	Rating Area 6	Tobacco User/Non-Tobacco User	17	351.67	351.67
16322PA0040037	Rating Area 6	Tobacco User/Non-Tobacco User	18	362.80	371.87
16322PA0040037	Rating Area 6	Tobacco User/Non-Tobacco User	19	373.93	383.27
16322PA0040037	Rating Area 6	Tobacco User/Non-Tobacco User	20	385.45	395.09
16322PA0040037	Rating Area 6	Tobacco User/Non-Tobacco User	21	397.37	407.30
16322PA0040037	Rating Area 6	Tobacco User/Non-Tobacco User	22	397.37	407.30
16322PA0040037	Rating Area 6	Tobacco User/Non-Tobacco User	23	397.37	407.30
16322PA0040037	Rating Area 6	Tobacco User/Non-Tobacco User	24	397.37	407.30
16322PA0040037	Rating Area 6	Tobacco User/Non-Tobacco User	25	398.96	408.93
16322PA0040037	Rating Area 6	Tobacco User/Non-Tobacco User	26	406.91	417.08
16322PA0040037	Rating Area 6	Tobacco User/Non-Tobacco User	27	416.44	426.85
16322PA0040037	Rating Area 6	Tobacco User/Non-Tobacco User	28	431.94	442.74
16322PA0040037	Rating Area 6	Tobacco User/Non-Tobacco User	29	444.66	455.77
16322PA0040037	Rating Area 6	Tobacco User/Non-Tobacco User	30	451.01	462.29
16322PA0040037	Rating Area 6	Tobacco User/Non-Tobacco User	31	460.55	472.07
16322PA0040037	Rating Area 6	Tobacco User/Non-Tobacco User	32	470.09	481.84
16322PA0040037	Rating Area 6	Tobacco User/Non-Tobacco User	33	476.05	487.95
16322PA0040037	Rating Area 6	Tobacco User/Non-Tobacco User	34	482.41	494.47
16322PA0040037	Rating Area 6	Tobacco User/Non-Tobacco User	35	485.59	497.73
16322PA0040037	Rating Area 6	Tobacco User/Non-Tobacco User	36	488.77	500.98
16322PA0040037	Rating Area 6	Tobacco User/Non-Tobacco User	37	491.94	504.24
16322PA0040037	Rating Area 6	Tobacco User/Non-Tobacco User	38	495.12	507.50
16322PA0040037	Rating Area 6	Tobacco User/Non-Tobacco User	39	501.48	514.02
16322PA0040037	Rating Area 6	Tobacco User/Non-Tobacco User	40	507.84	520.53
16322PA0040037	Rating Area 6	Tobacco User/Non-Tobacco User	41	517.38	530.31
16322PA0040037	Rating Area 6	Tobacco User/Non-Tobacco User	42	526.52	539.68
16322PA0040037	Rating Area 6	Tobacco User/Non-Tobacco User	43	539.23	552.71
16322PA0040037	Rating Area 6	Tobacco User/Non-Tobacco User	44	555.13	569.00
16322PA0040037	Rating Area 6	Tobacco User/Non-Tobacco User	45	573.80	588.15
16322PA0040037	Rating Area 6	Tobacco User/Non-Tobacco User	46	596.06	610.96
16322PA0040037	Rating Area 6	Tobacco User/Non-Tobacco User	47	621.09	636.62
16322PA0040037	Rating Area 6	Tobacco User/Non-Tobacco User	48	649.70	665.94
16322PA0040037	Rating Area 6	Tobacco User/Non-Tobacco User	49	677.91	694.86
16322PA0040037	Rating Area 6	Tobacco User/Non-Tobacco User	50	709.70	727.45
16322PA0040037	Rating Area 6	Tobacco User/Non-Tobacco User	51	741.10	759.62
16322PA0040037	Rating Area 6	Tobacco User/Non-Tobacco User	52	775.67	795.06
16322PA0040037	Rating Area 6	Tobacco User/Non-Tobacco User	53	810.63	830.90
16322PA0040037	Rating Area 6	Tobacco User/Non-Tobacco User	54	848.38	869.59
16322PA0040037	Rating Area 6	Tobacco User/Non-Tobacco User	55	886.14	908.29
16322PA0040037	Rating Area 6	Tobacco User/Non-Tobacco User	56	927.06	950.24
16322PA0040037	Rating Area 6	Tobacco User/Non-Tobacco User	57	968.39	992.60
16322PA0040037	Rating Area 6	Tobacco User/Non-Tobacco User	58	1012.50	1037.81
16322PA0040037	Rating Area 6	Tobacco User/Non-Tobacco User	59	1034.35	1060.21
16322PA0040037	Rating Area 6	Tobacco User/Non-Tobacco User	60	1078.46	1105.42
16322PA0040037	Rating Area 6	Tobacco User/Non-Tobacco User	61	1116.61	1144.52
16322PA0040037	Rating Area 6	Tobacco User/Non-Tobacco User	62	1141.64	1170.19
16322PA0040037	Rating Area 6	Tobacco User/Non-Tobacco User	63	1173.04	1202.36
16322PA0040037	Rating Area 6	Tobacco User/Non-Tobacco User	64 and over	1192.11	1221.91
16322PA0040039	Rating Area 3	Tobacco User/Non-Tobacco User	0-14	245.10	245.10
16322PA0040039	Rating Area 3	Tobacco User/Non-Tobacco User	15	266.88	266.88
16322PA0040039	Rating Area 3	Tobacco User/Non-Tobacco User	16	275.22	275.22
16322PA0040039	Rating Area 3	Tobacco User/Non-Tobacco User	17	283.55	283.55
16322PA0040039	Rating Area 3	Tobacco User/Non-Tobacco User	18	292.52	299.83
16322PA0040039	Rating Area 3	Tobacco User/Non-Tobacco User	19	301.49	309.02
16322PA0040039	Rating Area 3	Tobacco User/Non-Tobacco User	20	310.78	318.55
16322PA0040039	Rating Area 3	Tobacco User/Non-Tobacco User	21	320.39	328.40
16322PA0040039	Rating Area 3	Tobacco User/Non-Tobacco User	22	320.39	328.40
16322PA0040039	Rating Area 3	Tobacco User/Non-Tobacco User	23	320.39	328.40
16322PA0040039	Rating Area 3	Tobacco User/Non-Tobacco User	24	320.39	328.40
16322PA0040039	Rating Area 3	Tobacco User/Non-Tobacco User	25	321.67	329.71
16322PA0040039	Rating Area 3	Tobacco User/Non-Tobacco User	26	328.08	336.28
16322PA0040039	Rating Area 3	Tobacco User/Non-Tobacco User	27	335.77	344.16
16322PA0040039	Rating Area 3	Tobacco User/Non-Tobacco User	28	348.26	356.97
16322PA0040039	Rating Area 3	Tobacco User/Non-Tobacco User	29	358.52	367.48
16322PA0040039	Rating Area 3	Tobacco User/Non-Tobacco User	30	363.64	372.73
16322PA0040039	Rating Area 3	Tobacco User/Non-Tobacco User	31	371.33	380.62
16322PA0040039	Rating Area 3	Tobacco User/Non-Tobacco User	32	379.02	388.50
16322PA0040039	Rating Area 3	Tobacco User/Non-Tobacco User	33	383.83	393.42
16322PA0040039	Rating Area 3	Tobacco User/Non-Tobacco User	34	388.95	398.68
16322PA0040039	Rating Area 3	Tobacco User/Non-Tobacco User	35	391.52	401.30
16322PA0040039	Rating Area 3	Tobacco User/Non-Tobacco User	36	394.08	403.93
16322PA0040039	Rating Area 3	Tobacco User/Non-Tobacco User	37	396.64	406.56
16322PA0040039	Rating Area 3	Tobacco User/Non-Tobacco User	38	399.21	409.19
16322PA0040039	Rating Area 3	Tobacco User/Non-Tobacco User	39	404.33	414.44
16322PA0040039	Rating Area 3	Tobacco User/Non-Tobacco User	40	409.46	419.69
16322PA0040039	Rating Area 3	Tobacco User/Non-Tobacco User	41	417.15	427.58
16322PA0040039	Rating Area 3	Tobacco User/Non-Tobacco User	42	424.52	435.13
16322PA0040039	Rating Area 3	Tobacco User/Non-Tobacco User	43	434.77	445.64
16322PA0040039	Rating Area 3	Tobacco User/Non-Tobacco User	44	447.58	458.77
16322PA0040039	Rating Area 3	Tobacco User/Non-Tobacco User	45	462.64	474.21
16322PA0040039	Rating Area 3	Tobacco User/Non-Tobacco User	46	480.59	492.60
16322PA0040039	Rating Area 3	Tobacco User/Non-Tobacco User	47	500.77	513.29
16322PA0040039	Rating Area 3	Tobacco User/Non-Tobacco User	48	523.84	536.93
16322PA0040039	Rating Area 3	Tobacco User/Non-Tobacco User	49	546.59	560.25
16322PA0040039	Rating Area 3	Tobacco User/Non-Tobacco User	50	572.22	586.52
16322PA0040039	Rating Area 3	Tobacco User/Non-Tobacco User	51	597.53	612.47
16322PA0040039	Rating Area 3	Tobacco User/Non-Tobacco User	52	625.40	641.04
16322PA0040039	Rating Area 3	Tobacco User/Non-Tobacco User	53	653.60	669.94
16322PA0040039	Rating Area 3	Tobacco User/Non-Tobacco User	54	684.03	701.13
16322PA0040039	Rating Area 3	Tobacco User/Non-Tobacco User	55	714.47	732.33
16322PA0040039	Rating Area 3	Tobacco User/Non-Tobacco User	56	747.47	766.16
16322PA0040039	Rating Area 3	Tobacco User/Non-Tobacco User	57	780.79	800.31
16322PA0040039	Rating Area 3	Tobacco User/Non-Tobacco User	58	816.35	836.76
16322PA0040039	Rating Area 3	Tobacco User/Non-Tobacco User	59	833.98	854.82
16322PA0040039	Rating Area 3	Tobacco User/Non-Tobacco User	60	869.54	891.28
16322PA0040039	Rating Area 3	Tobacco User/Non-Tobacco User	61	900.30	922.80
16322PA0040039	Rating Area 3	Tobacco User/Non-Tobacco User	62	920.48	943.49
16322PA0040039	Rating Area 3	Tobacco User/Non-Tobacco User	63	945.79	969.44
16322PA0040039	Rating Area 3	Tobacco User/Non-Tobacco User	64 and over	961.17	985.20
16322PA0040039	Rating Area 6	Tobacco User/Non-Tobacco User	0-14	261.60	261.60

16322PA0040039	Rating Area 6	Tobacco User/Non-Tobacco User	15	284.85	284.85
16322PA0040039	Rating Area 6	Tobacco User/Non-Tobacco User	16	293.74	293.74
16322PA0040039	Rating Area 6	Tobacco User/Non-Tobacco User	17	302.63	302.63
16322PA0040039	Rating Area 6	Tobacco User/Non-Tobacco User	18	312.21	320.01
16322PA0040039	Rating Area 6	Tobacco User/Non-Tobacco User	19	321.78	329.83
16322PA0040039	Rating Area 6	Tobacco User/Non-Tobacco User	20	331.70	339.99
16322PA0040039	Rating Area 6	Tobacco User/Non-Tobacco User	21	341.96	350.51
16322PA0040039	Rating Area 6	Tobacco User/Non-Tobacco User	22	341.96	350.51
16322PA0040039	Rating Area 6	Tobacco User/Non-Tobacco User	23	341.96	350.51
16322PA0040039	Rating Area 6	Tobacco User/Non-Tobacco User	24	341.96	350.51
16322PA0040039	Rating Area 6	Tobacco User/Non-Tobacco User	25	343.33	351.91
16322PA0040039	Rating Area 6	Tobacco User/Non-Tobacco User	26	350.17	358.92
16322PA0040039	Rating Area 6	Tobacco User/Non-Tobacco User	27	358.37	367.33
16322PA0040039	Rating Area 6	Tobacco User/Non-Tobacco User	28	371.71	381.00
16322PA0040039	Rating Area 6	Tobacco User/Non-Tobacco User	29	382.65	392.22
16322PA0040039	Rating Area 6	Tobacco User/Non-Tobacco User	30	388.12	397.83
16322PA0040039	Rating Area 6	Tobacco User/Non-Tobacco User	31	396.33	406.24
16322PA0040039	Rating Area 6	Tobacco User/Non-Tobacco User	32	404.54	414.65
16322PA0040039	Rating Area 6	Tobacco User/Non-Tobacco User	33	409.67	419.91
16322PA0040039	Rating Area 6	Tobacco User/Non-Tobacco User	34	415.14	425.52
16322PA0040039	Rating Area 6	Tobacco User/Non-Tobacco User	35	417.88	428.32
16322PA0040039	Rating Area 6	Tobacco User/Non-Tobacco User	36	420.61	431.13
16322PA0040039	Rating Area 6	Tobacco User/Non-Tobacco User	37	423.35	433.93
16322PA0040039	Rating Area 6	Tobacco User/Non-Tobacco User	38	426.08	436.73
16322PA0040039	Rating Area 6	Tobacco User/Non-Tobacco User	39	431.55	442.34
16322PA0040039	Rating Area 6	Tobacco User/Non-Tobacco User	40	437.02	447.95
16322PA0040039	Rating Area 6	Tobacco User/Non-Tobacco User	41	445.23	456.36
16322PA0040039	Rating Area 6	Tobacco User/Non-Tobacco User	42	453.10	464.42
16322PA0040039	Rating Area 6	Tobacco User/Non-Tobacco User	43	464.04	475.64
16322PA0040039	Rating Area 6	Tobacco User/Non-Tobacco User	44	477.72	489.66
16322PA0040039	Rating Area 6	Tobacco User/Non-Tobacco User	45	493.79	506.13
16322PA0040039	Rating Area 6	Tobacco User/Non-Tobacco User	46	512.94	525.76
16322PA0040039	Rating Area 6	Tobacco User/Non-Tobacco User	47	534.48	547.85
16322PA0040039	Rating Area 6	Tobacco User/Non-Tobacco User	48	559.10	573.08
16322PA0040039	Rating Area 6	Tobacco User/Non-Tobacco User	49	583.38	597.97
16322PA0040039	Rating Area 6	Tobacco User/Non-Tobacco User	50	610.74	626.01
16322PA0040039	Rating Area 6	Tobacco User/Non-Tobacco User	51	637.76	653.70
16322PA0040039	Rating Area 6	Tobacco User/Non-Tobacco User	52	667.51	684.19
16322PA0040039	Rating Area 6	Tobacco User/Non-Tobacco User	53	697.60	715.04
16322PA0040039	Rating Area 6	Tobacco User/Non-Tobacco User	54	730.08	748.34
16322PA0040039	Rating Area 6	Tobacco User/Non-Tobacco User	55	762.57	781.64
16322PA0040039	Rating Area 6	Tobacco User/Non-Tobacco User	56	797.79	817.74
16322PA0040039	Rating Area 6	Tobacco User/Non-Tobacco User	57	833.36	854.19
16322PA0040039	Rating Area 6	Tobacco User/Non-Tobacco User	58	871.31	893.10
16322PA0040039	Rating Area 6	Tobacco User/Non-Tobacco User	59	890.12	912.37
16322PA0040039	Rating Area 6	Tobacco User/Non-Tobacco User	60	928.08	951.28
16322PA0040039	Rating Area 6	Tobacco User/Non-Tobacco User	61	960.91	984.93
16322PA0040039	Rating Area 6	Tobacco User/Non-Tobacco User	62	982.45	1007.01
16322PA0040039	Rating Area 6	Tobacco User/Non-Tobacco User	63	1009.47	1034.70
16322PA0040039	Rating Area 6	Tobacco User/Non-Tobacco User	64 and over	1025.88	1051.53
16322PA0040039	Rating Area 7	Tobacco User/Non-Tobacco User	0-14	265.30	265.30
16322PA0040039	Rating Area 7	Tobacco User/Non-Tobacco User	15	288.88	288.88
16322PA0040039	Rating Area 7	Tobacco User/Non-Tobacco User	16	297.90	297.90
16322PA0040039	Rating Area 7	Tobacco User/Non-Tobacco User	17	306.92	306.92
16322PA0040039	Rating Area 7	Tobacco User/Non-Tobacco User	18	316.63	324.54
16322PA0040039	Rating Area 7	Tobacco User/Non-Tobacco User	19	326.34	334.50
16322PA0040039	Rating Area 7	Tobacco User/Non-Tobacco User	20	336.40	344.81
16322PA0040039	Rating Area 7	Tobacco User/Non-Tobacco User	21	346.80	355.47
16322PA0040039	Rating Area 7	Tobacco User/Non-Tobacco User	22	346.80	355.47
16322PA0040039	Rating Area 7	Tobacco User/Non-Tobacco User	23	346.80	355.47
16322PA0040039	Rating Area 7	Tobacco User/Non-Tobacco User	24	346.80	355.47
16322PA0040039	Rating Area 7	Tobacco User/Non-Tobacco User	25	348.19	356.89
16322PA0040039	Rating Area 7	Tobacco User/Non-Tobacco User	26	355.12	364.00
16322PA0040039	Rating Area 7	Tobacco User/Non-Tobacco User	27	363.45	372.53
16322PA0040039	Rating Area 7	Tobacco User/Non-Tobacco User	28	376.97	386.40
16322PA0040039	Rating Area 7	Tobacco User/Non-Tobacco User	29	388.07	397.77
16322PA0040039	Rating Area 7	Tobacco User/Non-Tobacco User	30	393.62	403.46
16322PA0040039	Rating Area 7	Tobacco User/Non-Tobacco User	31	401.94	411.99
16322PA0040039	Rating Area 7	Tobacco User/Non-Tobacco User	32	410.26	420.52
16322PA0040039	Rating Area 7	Tobacco User/Non-Tobacco User	33	415.47	425.85
16322PA0040039	Rating Area 7	Tobacco User/Non-Tobacco User	34	421.02	431.54
16322PA0040039	Rating Area 7	Tobacco User/Non-Tobacco User	35	423.79	434.38
16322PA0040039	Rating Area 7	Tobacco User/Non-Tobacco User	36	426.56	437.23
16322PA0040039	Rating Area 7	Tobacco User/Non-Tobacco User	37	429.34	440.07
16322PA0040039	Rating Area 7	Tobacco User/Non-Tobacco User	38	432.11	442.92
16322PA0040039	Rating Area 7	Tobacco User/Non-Tobacco User	39	437.66	448.60
16322PA0040039	Rating Area 7	Tobacco User/Non-Tobacco User	40	443.21	454.29
16322PA0040039	Rating Area 7	Tobacco User/Non-Tobacco User	41	451.53	462.82
16322PA0040039	Rating Area 7	Tobacco User/Non-Tobacco User	42	459.51	471.00
16322PA0040039	Rating Area 7	Tobacco User/Non-Tobacco User	43	470.61	482.37
16322PA0040039	Rating Area 7	Tobacco User/Non-Tobacco User	44	484.48	496.59
16322PA0040039	Rating Area 7	Tobacco User/Non-Tobacco User	45	500.78	513.30
16322PA0040039	Rating Area 7	Tobacco User/Non-Tobacco User	46	520.20	533.21
16322PA0040039	Rating Area 7	Tobacco User/Non-Tobacco User	47	542.05	555.60
16322PA0040039	Rating Area 7	Tobacco User/Non-Tobacco User	48	567.02	581.19
16322PA0040039	Rating Area 7	Tobacco User/Non-Tobacco User	49	591.64	606.43
16322PA0040039	Rating Area 7	Tobacco User/Non-Tobacco User	50	619.38	634.87
16322PA0040039	Rating Area 7	Tobacco User/Non-Tobacco User	51	646.78	662.95
16322PA0040039	Rating Area 7	Tobacco User/Non-Tobacco User	52	676.95	693.88
16322PA0040039	Rating Area 7	Tobacco User/Non-Tobacco User	53	707.47	725.16
16322PA0040039	Rating Area 7	Tobacco User/Non-Tobacco User	54	740.42	758.93
16322PA0040039	Rating Area 7	Tobacco User/Non-Tobacco User	55	773.36	792.70
16322PA0040039	Rating Area 7	Tobacco User/Non-Tobacco User	56	809.08	829.31
16322PA0040039	Rating Area 7	Tobacco User/Non-Tobacco User	57	845.15	866.28
16322PA0040039	Rating Area 7	Tobacco User/Non-Tobacco User	58	883.65	905.74
16322PA0040039	Rating Area 7	Tobacco User/Non-Tobacco User	59	902.72	925.29
16322PA0040039	Rating Area 7	Tobacco User/Non-Tobacco User	60	941.22	964.75
16322PA0040039	Rating Area 7	Tobacco User/Non-Tobacco User	61	974.51	998.87
16322PA0040039	Rating Area 7	Tobacco User/Non-Tobacco User	62	996.36	1021.27
16322PA0040039	Rating Area 7	Tobacco User/Non-Tobacco User	63	1023.75	1049.35
16322PA0040039	Rating Area 7	Tobacco User/Non-Tobacco User	64 and over	1040.40	1066.41
16322PA0040039	Rating Area 9	Tobacco User/Non-Tobacco User	0-14	232.30	232.30
16322PA0040039	Rating Area 9	Tobacco User/Non-Tobacco User	15	252.95	252.95
16322PA0040039	Rating Area 9	Tobacco User/Non-Tobacco User	16	260.84	260.84
16322PA0040039	Rating Area 9	Tobacco User/Non-Tobacco User	17	268.74	268.74
16322PA0040039	Rating Area 9	Tobacco User/Non-Tobacco User	18	277.24	284.17
16322PA0040039	Rating Area 9	Tobacco User/Non-Tobacco User	19	285.74	292.89
16322PA0040039	Rating Area 9	Tobacco User/Non-Tobacco User	20	294.55	301.91
16322PA0040039	Rating Area 9	Tobacco User/Non-Tobacco User	21	303.66	311.25
16322PA0040039	Rating Area 9	Tobacco User/Non-Tobacco User	22	303.66	311.25
16322PA0040039	Rating Area 9	Tobacco User/Non-Tobacco User	23	303.66	311.25
16322PA0040039	Rating Area 9	Tobacco User/Non-Tobacco User	24	303.66	311.25
16322PA0040039	Rating Area 9	Tobacco User/Non-Tobacco User	25	304.87	312.50
16322PA0040039	Rating Area 9	Tobacco User/Non-Tobacco User	26	310.95	318.72
16322PA0040039	Rating Area 9	Tobacco User/Non-Tobacco User	27	318.24	326.19
16322PA0040039	Rating Area 9	Tobacco User/Non-Tobacco User	28	330.08	338.33
16322PA0040039	Rating Area 9	Tobacco User/Non-Tobacco User	29	339.80	348.29
16322PA0040039	Rating Area 9	Tobacco User/Non-Tobacco User	30	344.65	353.27
16322PA0040039	Rating Area 9	Tobacco User/Non-Tobacco User	31	351.94	360.74
16322PA0040039	Rating Area 9	Tobacco User/Non-Tobacco User	32	359.23	368.21
16322PA0040039	Rating Area 9	Tobacco User/Non-Tobacco User	33	363.78	372.88
16322PA0040039	Rating Area 9	Tobacco User/Non-Tobacco User	34	368.64	377.86
16322PA0040039	Rating Area 9	Tobacco User/Non-Tobacco User	35	371.07	380.35
16322PA0040039	Rating Area 9	Tobacco User/Non-Tobacco User	36	373.50	382.84
16322PA0040039	Rating Area 9	Tobacco User/Non-Tobacco User	37	375.93	385.33
16322PA0040039	Rating Area 9	Tobacco User/Non-Tobacco User	38	378.36	387.82
16322PA0040039	Rating Area 9	Tobacco User/Non-Tobacco User	39	383.22	392.80
16322PA0040039	Rating Area 9	Tobacco User/Non-Tobacco User	40	388.08	397.78
16322PA0040039	Rating Area 9	Tobacco User/Non-Tobacco User	41	395.37	405.25
16322PA0040039	Rating Area 9	Tobacco User/Non-Tobacco User	42	402.35	412.41
16322PA0040039	Rating Area 9	Tobacco User/Non-Tobacco User	43	412.07	422.37
16322PA0040039	Rating Area 9	Tobacco User/Non-Tobacco User	44	424.21	434.82

16322PA0040039	Rating Area 9	Tobacco User/Non-Tobacco User	45	438.49	449.45
16322PA0040039	Rating Area 9	Tobacco User/Non-Tobacco User	46	455.49	466.88
16322PA0040039	Rating Area 9	Tobacco User/Non-Tobacco User	47	474.62	486.49
16322PA0040039	Rating Area 9	Tobacco User/Non-Tobacco User	48	496.48	508.90
16322PA0040039	Rating Area 9	Tobacco User/Non-Tobacco User	49	518.04	531.00
16322PA0040039	Rating Area 9	Tobacco User/Non-Tobacco User	50	542.34	555.90
16322PA0040039	Rating Area 9	Tobacco User/Non-Tobacco User	51	566.33	580.48
16322PA0040039	Rating Area 9	Tobacco User/Non-Tobacco User	52	592.74	607.56
16322PA0040039	Rating Area 9	Tobacco User/Non-Tobacco User	53	619.47	634.95
16322PA0040039	Rating Area 9	Tobacco User/Non-Tobacco User	54	648.31	664.52
16322PA0040039	Rating Area 9	Tobacco User/Non-Tobacco User	55	677.16	694.09
16322PA0040039	Rating Area 9	Tobacco User/Non-Tobacco User	56	708.44	726.15
16322PA0040039	Rating Area 9	Tobacco User/Non-Tobacco User	57	740.02	758.52
16322PA0040039	Rating Area 9	Tobacco User/Non-Tobacco User	58	773.73	793.07
16322PA0040039	Rating Area 9	Tobacco User/Non-Tobacco User	59	790.43	810.19
16322PA0040039	Rating Area 9	Tobacco User/Non-Tobacco User	60	824.13	844.74
16322PA0040039	Rating Area 9	Tobacco User/Non-Tobacco User	61	853.28	874.62
16322PA0040039	Rating Area 9	Tobacco User/Non-Tobacco User	62	872.42	894.23
16322PA0040039	Rating Area 9	Tobacco User/Non-Tobacco User	63	896.40	918.81
16322PA0040039	Rating Area 9	Tobacco User/Non-Tobacco User	64 and over	910.98	933.75
16322PA0040040	Rating Area 3	Tobacco User/Non-Tobacco User	0-14	339.54	339.54
16322PA0040040	Rating Area 3	Tobacco User/Non-Tobacco User	15	369.72	369.72
16322PA0040040	Rating Area 3	Tobacco User/Non-Tobacco User	16	381.26	381.26
16322PA0040040	Rating Area 3	Tobacco User/Non-Tobacco User	17	392.80	392.80
16322PA0040040	Rating Area 3	Tobacco User/Non-Tobacco User	18	405.23	415.36
16322PA0040040	Rating Area 3	Tobacco User/Non-Tobacco User	19	417.65	428.09
16322PA0040040	Rating Area 3	Tobacco User/Non-Tobacco User	20	430.52	441.29
16322PA0040040	Rating Area 3	Tobacco User/Non-Tobacco User	21	443.84	454.94
16322PA0040040	Rating Area 3	Tobacco User/Non-Tobacco User	22	443.84	454.94
16322PA0040040	Rating Area 3	Tobacco User/Non-Tobacco User	23	443.84	454.94
16322PA0040040	Rating Area 3	Tobacco User/Non-Tobacco User	24	443.84	454.94
16322PA0040040	Rating Area 3	Tobacco User/Non-Tobacco User	25	445.62	456.76
16322PA0040040	Rating Area 3	Tobacco User/Non-Tobacco User	26	454.49	465.85
16322PA0040040	Rating Area 3	Tobacco User/Non-Tobacco User	27	465.14	476.77
16322PA0040040	Rating Area 3	Tobacco User/Non-Tobacco User	28	482.45	494.52
16322PA0040040	Rating Area 3	Tobacco User/Non-Tobacco User	29	496.66	509.07
16322PA0040040	Rating Area 3	Tobacco User/Non-Tobacco User	30	503.76	516.35
16322PA0040040	Rating Area 3	Tobacco User/Non-Tobacco User	31	514.41	527.27
16322PA0040040	Rating Area 3	Tobacco User/Non-Tobacco User	32	525.06	538.19
16322PA0040040	Rating Area 3	Tobacco User/Non-Tobacco User	33	531.72	545.01
16322PA0040040	Rating Area 3	Tobacco User/Non-Tobacco User	34	538.82	552.29
16322PA0040040	Rating Area 3	Tobacco User/Non-Tobacco User	35	542.37	555.93
16322PA0040040	Rating Area 3	Tobacco User/Non-Tobacco User	36	545.92	559.57
16322PA0040040	Rating Area 3	Tobacco User/Non-Tobacco User	37	549.47	563.21
16322PA0040040	Rating Area 3	Tobacco User/Non-Tobacco User	38	553.02	566.85
16322PA0040040	Rating Area 3	Tobacco User/Non-Tobacco User	39	560.13	574.13
16322PA0040040	Rating Area 3	Tobacco User/Non-Tobacco User	40	567.23	581.41
16322PA0040040	Rating Area 3	Tobacco User/Non-Tobacco User	41	577.88	592.33
16322PA0040040	Rating Area 3	Tobacco User/Non-Tobacco User	42	588.09	602.79
16322PA0040040	Rating Area 3	Tobacco User/Non-Tobacco User	43	602.29	617.35
16322PA0040040	Rating Area 3	Tobacco User/Non-Tobacco User	44	620.04	635.55
16322PA0040040	Rating Area 3	Tobacco User/Non-Tobacco User	45	640.90	656.93
16322PA0040040	Rating Area 3	Tobacco User/Non-Tobacco User	46	665.76	682.40
16322PA0040040	Rating Area 3	Tobacco User/Non-Tobacco User	47	693.72	711.06
16322PA0040040	Rating Area 3	Tobacco User/Non-Tobacco User	48	725.68	743.82
16322PA0040040	Rating Area 3	Tobacco User/Non-Tobacco User	49	757.19	776.12
16322PA0040040	Rating Area 3	Tobacco User/Non-Tobacco User	50	792.70	812.52
16322PA0040040	Rating Area 3	Tobacco User/Non-Tobacco User	51	827.76	848.46
16322PA0040040	Rating Area 3	Tobacco User/Non-Tobacco User	52	866.38	888.04
16322PA0040040	Rating Area 3	Tobacco User/Non-Tobacco User	53	905.43	928.07
16322PA0040040	Rating Area 3	Tobacco User/Non-Tobacco User	54	947.60	971.29
16322PA0040040	Rating Area 3	Tobacco User/Non-Tobacco User	55	989.76	1014.51
16322PA0040040	Rating Area 3	Tobacco User/Non-Tobacco User	56	1035.48	1061.37
16322PA0040040	Rating Area 3	Tobacco User/Non-Tobacco User	57	1081.64	1108.68
16322PA0040040	Rating Area 3	Tobacco User/Non-Tobacco User	58	1130.90	1159.18
16322PA0040040	Rating Area 3	Tobacco User/Non-Tobacco User	59	1155.32	1184.20
16322PA0040040	Rating Area 3	Tobacco User/Non-Tobacco User	60	1204.58	1234.70
16322PA0040040	Rating Area 3	Tobacco User/Non-Tobacco User	61	1247.19	1278.37
16322PA0040040	Rating Area 3	Tobacco User/Non-Tobacco User	62	1275.15	1307.03
16322PA0040040	Rating Area 3	Tobacco User/Non-Tobacco User	63	1310.22	1342.97
16322PA0040040	Rating Area 3	Tobacco User/Non-Tobacco User	64 and over	1331.52	1364.81
16322PA0040040	Rating Area 6	Tobacco User/Non-Tobacco User	0-14	362.40	362.40
16322PA0040040	Rating Area 6	Tobacco User/Non-Tobacco User	15	394.61	394.61
16322PA0040040	Rating Area 6	Tobacco User/Non-Tobacco User	16	406.93	406.93
16322PA0040040	Rating Area 6	Tobacco User/Non-Tobacco User	17	419.24	419.24
16322PA0040040	Rating Area 6	Tobacco User/Non-Tobacco User	18	432.51	443.32
16322PA0040040	Rating Area 6	Tobacco User/Non-Tobacco User	19	445.77	456.91
16322PA0040040	Rating Area 6	Tobacco User/Non-Tobacco User	20	459.51	471.00
16322PA0040040	Rating Area 6	Tobacco User/Non-Tobacco User	21	473.72	485.56
16322PA0040040	Rating Area 6	Tobacco User/Non-Tobacco User	22	473.72	485.56
16322PA0040040	Rating Area 6	Tobacco User/Non-Tobacco User	23	473.72	485.56
16322PA0040040	Rating Area 6	Tobacco User/Non-Tobacco User	24	473.72	485.56
16322PA0040040	Rating Area 6	Tobacco User/Non-Tobacco User	25	475.61	487.51
16322PA0040040	Rating Area 6	Tobacco User/Non-Tobacco User	26	485.09	497.22
16322PA0040040	Rating Area 6	Tobacco User/Non-Tobacco User	27	496.46	508.87
16322PA0040040	Rating Area 6	Tobacco User/Non-Tobacco User	28	514.93	527.81
16322PA0040040	Rating Area 6	Tobacco User/Non-Tobacco User	29	530.09	543.34
16322PA0040040	Rating Area 6	Tobacco User/Non-Tobacco User	30	537.67	551.11
16322PA0040040	Rating Area 6	Tobacco User/Non-Tobacco User	31	549.04	562.77
16322PA0040040	Rating Area 6	Tobacco User/Non-Tobacco User	32	560.41	574.42
16322PA0040040	Rating Area 6	Tobacco User/Non-Tobacco User	33	567.52	581.70
16322PA0040040	Rating Area 6	Tobacco User/Non-Tobacco User	34	575.10	589.47
16322PA0040040	Rating Area 6	Tobacco User/Non-Tobacco User	35	578.89	593.36
16322PA0040040	Rating Area 6	Tobacco User/Non-Tobacco User	36	582.68	597.24
16322PA0040040	Rating Area 6	Tobacco User/Non-Tobacco User	37	586.47	601.13
16322PA0040040	Rating Area 6	Tobacco User/Non-Tobacco User	38	590.26	605.01
16322PA0040040	Rating Area 6	Tobacco User/Non-Tobacco User	39	597.83	612.78
16322PA0040040	Rating Area 6	Tobacco User/Non-Tobacco User	40	605.41	620.55
16322PA0040040	Rating Area 6	Tobacco User/Non-Tobacco User	41	616.78	632.20
16322PA0040040	Rating Area 6	Tobacco User/Non-Tobacco User	42	627.68	643.37
16322PA0040040	Rating Area 6	Tobacco User/Non-Tobacco User	43	642.84	658.91
16322PA0040040	Rating Area 6	Tobacco User/Non-Tobacco User	44	661.79	678.33
16322PA0040040	Rating Area 6	Tobacco User/Non-Tobacco User	45	684.05	701.15
16322PA0040040	Rating Area 6	Tobacco User/Non-Tobacco User	46	710.58	728.34
16322PA0040040	Rating Area 6	Tobacco User/Non-Tobacco User	47	740.42	758.93
16322PA0040040	Rating Area 6	Tobacco User/Non-Tobacco User	48	774.53	793.90
16322PA0040040	Rating Area 6	Tobacco User/Non-Tobacco User	49	808.17	828.37
16322PA0040040	Rating Area 6	Tobacco User/Non-Tobacco User	50	846.06	867.22
16322PA0040040	Rating Area 6	Tobacco User/Non-Tobacco User	51	883.49	905.57
16322PA0040040	Rating Area 6	Tobacco User/Non-Tobacco User	52	924.70	947.82
16322PA0040040	Rating Area 6	Tobacco User/Non-Tobacco User	53	966.39	990.55
16322PA0040040	Rating Area 6	Tobacco User/Non-Tobacco User	54	1011.39	1036.68
16322PA0040040	Rating Area 6	Tobacco User/Non-Tobacco User	55	1056.40	1082.81
16322PA0040040	Rating Area 6	Tobacco User/Non-Tobacco User	56	1105.19	1132.82
16322PA0040040	Rating Area 6	Tobacco User/Non-Tobacco User	57	1154.46	1183.32
16322PA0040040	Rating Area 6	Tobacco User/Non-Tobacco User	58	1207.04	1237.21
16322PA0040040	Rating Area 6	Tobacco User/Non-Tobacco User	59	1233.09	1263.92
16322PA0040040	Rating Area 6	Tobacco User/Non-Tobacco User	60	1285.68	1317.82
16322PA0040040	Rating Area 6	Tobacco User/Non-Tobacco User	61	1331.15	1364.43
16322PA0040040	Rating Area 6	Tobacco User/Non-Tobacco User	62	1361.00	1395.02
16322PA0040040	Rating Area 6	Tobacco User/Non-Tobacco User	63	1398.42	1433.38
16322PA0040040	Rating Area 6	Tobacco User/Non-Tobacco User	64 and over	1421.16	1456.69
16322PA0040040	Rating Area 7	Tobacco User/Non-Tobacco User	0-14	367.52	367.52
16322PA0040040	Rating Area 7	Tobacco User/Non-Tobacco User	15	400.19	400.19
16322PA0040040	Rating Area 7	Tobacco User/Non-Tobacco User	16	412.68	412.68
16322PA0040040	Rating Area 7	Tobacco User/Non-Tobacco User	17	425.17	425.17
16322PA0040040	Rating Area 7	Tobacco User/Non-Tobacco User	18	438.62	449.59
16322PA0040040	Rating Area 7	Tobacco User/Non-Tobacco User	19	452.08	463.38
16322PA0040040	Rating Area 7	Tobacco User/Non-Tobacco User	20	466.01	477.66
16322PA0040040	Rating Area 7	Tobacco User/Non-Tobacco User	21	480.42	492.43
16322PA0040040	Rating Area 7	Tobacco User/Non-Tobacco User	22	480.42	492.43
16322PA0040040	Rating Area 7	Tobacco User/Non-Tobacco User	23	480.42	492.43

16322PA0040040	Rating Area 7	Tobacco User/Non-Tobacco User	24	480.42	492.43
16322PA0040040	Rating Area 7	Tobacco User/Non-Tobacco User	25	482.34	494.40
16322PA0040040	Rating Area 7	Tobacco User/Non-Tobacco User	26	491.95	504.25
16322PA0040040	Rating Area 7	Tobacco User/Non-Tobacco User	27	503.48	516.07
16322PA0040040	Rating Area 7	Tobacco User/Non-Tobacco User	28	522.22	535.27
16322PA0040040	Rating Area 7	Tobacco User/Non-Tobacco User	29	537.59	551.03
16322PA0040040	Rating Area 7	Tobacco User/Non-Tobacco User	30	545.28	558.91
16322PA0040040	Rating Area 7	Tobacco User/Non-Tobacco User	31	556.81	570.73
16322PA0040040	Rating Area 7	Tobacco User/Non-Tobacco User	32	568.34	582.55
16322PA0040040	Rating Area 7	Tobacco User/Non-Tobacco User	33	575.54	589.93
16322PA0040040	Rating Area 7	Tobacco User/Non-Tobacco User	34	583.23	597.81
16322PA0040040	Rating Area 7	Tobacco User/Non-Tobacco User	35	587.07	601.75
16322PA0040040	Rating Area 7	Tobacco User/Non-Tobacco User	36	590.92	605.69
16322PA0040040	Rating Area 7	Tobacco User/Non-Tobacco User	37	594.76	609.63
16322PA0040040	Rating Area 7	Tobacco User/Non-Tobacco User	38	598.60	613.57
16322PA0040040	Rating Area 7	Tobacco User/Non-Tobacco User	39	606.29	621.45
16322PA0040040	Rating Area 7	Tobacco User/Non-Tobacco User	40	613.98	629.33
16322PA0040040	Rating Area 7	Tobacco User/Non-Tobacco User	41	625.51	641.14
16322PA0040040	Rating Area 7	Tobacco User/Non-Tobacco User	42	636.56	652.47
16322PA0040040	Rating Area 7	Tobacco User/Non-Tobacco User	43	651.93	668.23
16322PA0040040	Rating Area 7	Tobacco User/Non-Tobacco User	44	671.15	687.93
16322PA0040040	Rating Area 7	Tobacco User/Non-Tobacco User	45	693.73	711.07
16322PA0040040	Rating Area 7	Tobacco User/Non-Tobacco User	46	720.63	738.65
16322PA0040040	Rating Area 7	Tobacco User/Non-Tobacco User	47	750.90	769.67
16322PA0040040	Rating Area 7	Tobacco User/Non-Tobacco User	48	785.49	805.12
16322PA0040040	Rating Area 7	Tobacco User/Non-Tobacco User	49	819.60	840.09
16322PA0040040	Rating Area 7	Tobacco User/Non-Tobacco User	50	858.03	879.48
16322PA0040040	Rating Area 7	Tobacco User/Non-Tobacco User	51	895.98	918.38
16322PA0040040	Rating Area 7	Tobacco User/Non-Tobacco User	52	937.78	961.22
16322PA0040040	Rating Area 7	Tobacco User/Non-Tobacco User	53	980.06	1004.56
16322PA0040040	Rating Area 7	Tobacco User/Non-Tobacco User	54	1025.70	1051.34
16322PA0040040	Rating Area 7	Tobacco User/Non-Tobacco User	55	1071.34	1098.12
16322PA0040040	Rating Area 7	Tobacco User/Non-Tobacco User	56	1120.82	1148.84
16322PA0040040	Rating Area 7	Tobacco User/Non-Tobacco User	57	1170.78	1200.05
16322PA0040040	Rating Area 7	Tobacco User/Non-Tobacco User	58	1224.11	1254.71
16322PA0040040	Rating Area 7	Tobacco User/Non-Tobacco User	59	1250.53	1281.80
16322PA0040040	Rating Area 7	Tobacco User/Non-Tobacco User	60	1303.86	1336.46
16322PA0040040	Rating Area 7	Tobacco User/Non-Tobacco User	61	1349.98	1383.73
16322PA0040040	Rating Area 7	Tobacco User/Non-Tobacco User	62	1380.25	1414.75
16322PA0040040	Rating Area 7	Tobacco User/Non-Tobacco User	63	1418.20	1453.65
16322PA0040040	Rating Area 7	Tobacco User/Non-Tobacco User	64 and over	1441.26	1477.29
16322PA0040040	Rating Area 9	Tobacco User/Non-Tobacco User	0-14	321.81	321.81
16322PA0040040	Rating Area 9	Tobacco User/Non-Tobacco User	15	350.42	350.42
16322PA0040040	Rating Area 9	Tobacco User/Non-Tobacco User	16	361.36	361.36
16322PA0040040	Rating Area 9	Tobacco User/Non-Tobacco User	17	372.29	372.29
16322PA0040040	Rating Area 9	Tobacco User/Non-Tobacco User	18	384.07	393.67
16322PA0040040	Rating Area 9	Tobacco User/Non-Tobacco User	19	395.85	405.75
16322PA0040040	Rating Area 9	Tobacco User/Non-Tobacco User	20	408.05	418.25
16322PA0040040	Rating Area 9	Tobacco User/Non-Tobacco User	21	420.67	431.19
16322PA0040040	Rating Area 9	Tobacco User/Non-Tobacco User	22	420.67	431.19
16322PA0040040	Rating Area 9	Tobacco User/Non-Tobacco User	23	420.67	431.19
16322PA0040040	Rating Area 9	Tobacco User/Non-Tobacco User	24	420.67	431.19
16322PA0040040	Rating Area 9	Tobacco User/Non-Tobacco User	25	422.35	432.91
16322PA0040040	Rating Area 9	Tobacco User/Non-Tobacco User	26	430.77	441.54
16322PA0040040	Rating Area 9	Tobacco User/Non-Tobacco User	27	440.86	451.88
16322PA0040040	Rating Area 9	Tobacco User/Non-Tobacco User	28	457.27	468.70
16322PA0040040	Rating Area 9	Tobacco User/Non-Tobacco User	29	470.73	482.50
16322PA0040040	Rating Area 9	Tobacco User/Non-Tobacco User	30	477.46	489.40
16322PA0040040	Rating Area 9	Tobacco User/Non-Tobacco User	31	487.56	499.75
16322PA0040040	Rating Area 9	Tobacco User/Non-Tobacco User	32	497.65	510.09
16322PA0040040	Rating Area 9	Tobacco User/Non-Tobacco User	33	503.96	516.56
16322PA0040040	Rating Area 9	Tobacco User/Non-Tobacco User	34	510.69	523.46
16322PA0040040	Rating Area 9	Tobacco User/Non-Tobacco User	35	514.06	526.91
16322PA0040040	Rating Area 9	Tobacco User/Non-Tobacco User	36	517.42	530.36
16322PA0040040	Rating Area 9	Tobacco User/Non-Tobacco User	37	520.79	533.81
16322PA0040040	Rating Area 9	Tobacco User/Non-Tobacco User	38	524.15	537.26
16322PA0040040	Rating Area 9	Tobacco User/Non-Tobacco User	39	530.89	544.16
16322PA0040040	Rating Area 9	Tobacco User/Non-Tobacco User	40	537.62	551.06
16322PA0040040	Rating Area 9	Tobacco User/Non-Tobacco User	41	547.71	561.41
16322PA0040040	Rating Area 9	Tobacco User/Non-Tobacco User	42	557.39	571.32
16322PA0040040	Rating Area 9	Tobacco User/Non-Tobacco User	43	570.85	585.12
16322PA0040040	Rating Area 9	Tobacco User/Non-Tobacco User	44	587.68	602.37
16322PA0040040	Rating Area 9	Tobacco User/Non-Tobacco User	45	607.45	622.63
16322PA0040040	Rating Area 9	Tobacco User/Non-Tobacco User	46	631.01	646.78
16322PA0040040	Rating Area 9	Tobacco User/Non-Tobacco User	47	657.51	673.94
16322PA0040040	Rating Area 9	Tobacco User/Non-Tobacco User	48	687.80	704.99
16322PA0040040	Rating Area 9	Tobacco User/Non-Tobacco User	49	717.66	735.60
16322PA0040040	Rating Area 9	Tobacco User/Non-Tobacco User	50	751.32	770.10
16322PA0040040	Rating Area 9	Tobacco User/Non-Tobacco User	51	784.55	804.16
16322PA0040040	Rating Area 9	Tobacco User/Non-Tobacco User	52	821.15	841.68
16322PA0040040	Rating Area 9	Tobacco User/Non-Tobacco User	53	858.17	879.62
16322PA0040040	Rating Area 9	Tobacco User/Non-Tobacco User	54	898.13	920.58
16322PA0040040	Rating Area 9	Tobacco User/Non-Tobacco User	55	938.09	961.55
16322PA0040040	Rating Area 9	Tobacco User/Non-Tobacco User	56	981.42	1005.96
16322PA0040040	Rating Area 9	Tobacco User/Non-Tobacco User	57	1025.17	1050.80
16322PA0040040	Rating Area 9	Tobacco User/Non-Tobacco User	58	1071.87	1098.66
16322PA0040040	Rating Area 9	Tobacco User/Non-Tobacco User	59	1095.00	1122.38
16322PA0040040	Rating Area 9	Tobacco User/Non-Tobacco User	60	1141.70	1170.24
16322PA0040040	Rating Area 9	Tobacco User/Non-Tobacco User	61	1182.08	1211.63
16322PA0040040	Rating Area 9	Tobacco User/Non-Tobacco User	62	1208.58	1238.80
16322PA0040040	Rating Area 9	Tobacco User/Non-Tobacco User	63	1241.82	1272.86
16322PA0040040	Rating Area 9	Tobacco User/Non-Tobacco User	64 and over	1262.01	1293.56
16322PA0040041	Rating Area 3	Tobacco User/Non-Tobacco User	0-14	284.82	284.82
16322PA0040041	Rating Area 3	Tobacco User/Non-Tobacco User	15	310.13	310.13
16322PA0040041	Rating Area 3	Tobacco User/Non-Tobacco User	16	319.81	319.81
16322PA0040041	Rating Area 3	Tobacco User/Non-Tobacco User	17	329.49	329.49
16322PA0040041	Rating Area 3	Tobacco User/Non-Tobacco User	18	339.92	348.42
16322PA0040041	Rating Area 3	Tobacco User/Non-Tobacco User	19	350.34	359.10
16322PA0040041	Rating Area 3	Tobacco User/Non-Tobacco User	20	361.14	370.17
16322PA0040041	Rating Area 3	Tobacco User/Non-Tobacco User	21	372.31	381.62
16322PA0040041	Rating Area 3	Tobacco User/Non-Tobacco User	22	372.31	381.62
16322PA0040041	Rating Area 3	Tobacco User/Non-Tobacco User	23	372.31	381.62
16322PA0040041	Rating Area 3	Tobacco User/Non-Tobacco User	24	372.31	381.62
16322PA0040041	Rating Area 3	Tobacco User/Non-Tobacco User	25	373.80	383.14
16322PA0040041	Rating Area 3	Tobacco User/Non-Tobacco User	26	381.25	390.78
16322PA0040041	Rating Area 3	Tobacco User/Non-Tobacco User	27	390.18	399.94
16322PA0040041	Rating Area 3	Tobacco User/Non-Tobacco User	28	404.70	414.82
16322PA0040041	Rating Area 3	Tobacco User/Non-Tobacco User	29	416.61	427.03
16322PA0040041	Rating Area 3	Tobacco User/Non-Tobacco User	30	422.57	433.14
16322PA0040041	Rating Area 3	Tobacco User/Non-Tobacco User	31	431.51	442.29
16322PA0040041	Rating Area 3	Tobacco User/Non-Tobacco User	32	440.44	451.45
16322PA0040041	Rating Area 3	Tobacco User/Non-Tobacco User	33	446.03	457.18
16322PA0040041	Rating Area 3	Tobacco User/Non-Tobacco User	34	451.98	463.28
16322PA0040041	Rating Area 3	Tobacco User/Non-Tobacco User	35	454.96	466.34
16322PA0040041	Rating Area 3	Tobacco User/Non-Tobacco User	36	457.94	469.39
16322PA0040041	Rating Area 3	Tobacco User/Non-Tobacco User	37	460.92	472.44
16322PA0040041	Rating Area 3	Tobacco User/Non-Tobacco User	38	463.90	475.50
16322PA0040041	Rating Area 3	Tobacco User/Non-Tobacco User	39	469.86	481.60
16322PA0040041	Rating Area 3	Tobacco User/Non-Tobacco User	40	475.81	487.71
16322PA0040041	Rating Area 3	Tobacco User/Non-Tobacco User	41	484.75	496.87
16322PA0040041	Rating Area 3	Tobacco User/Non-Tobacco User	42	493.31	505.64
16322PA0040041	Rating Area 3	Tobacco User/Non-Tobacco User	43	505.22	517.86
16322PA0040041	Rating Area 3	Tobacco User/Non-Tobacco User	44	520.12	533.12
16322PA0040041	Rating Area 3	Tobacco User/Non-Tobacco User	45	537.62	551.06
16322PA0040041	Rating Area 3	Tobacco User/Non-Tobacco User	46	558.47	572.43
16322PA0040041	Rating Area 3	Tobacco User/Non-Tobacco User	47	581.92	596.47
16322PA0040041	Rating Area 3	Tobacco User/Non-Tobacco User	48	608.73	623.95
16322PA0040041	Rating Area 3	Tobacco User/Non-Tobacco User	49	635.16	651.04
16322PA0040041	Rating Area 3	Tobacco User/Non-Tobacco User	50	664.95	681.57
16322PA0040041	Rating Area 3	Tobacco User/Non-Tobacco User	51	694.36	711.72
16322PA0040041	Rating Area 3	Tobacco User/Non-Tobacco User	52	726.75	744.92
16322PA0040041	Rating Area 3	Tobacco User/Non-Tobacco User	53	759.51	778.50

16322PA0040041	Rating Area 3	Tobacco User/Non-Tobacco User	54	794.88	814.75
16322PA0040041	Rating Area 3	Tobacco User/Non-Tobacco User	55	830.25	851.01
16322PA0040041	Rating Area 3	Tobacco User/Non-Tobacco User	56	868.60	890.31
16322PA0040041	Rating Area 3	Tobacco User/Non-Tobacco User	57	907.32	930.00
16322PA0040041	Rating Area 3	Tobacco User/Non-Tobacco User	58	948.65	972.36
16322PA0040041	Rating Area 3	Tobacco User/Non-Tobacco User	59	969.12	993.35
16322PA0040041	Rating Area 3	Tobacco User/Non-Tobacco User	60	1010.45	1035.71
16322PA0040041	Rating Area 3	Tobacco User/Non-Tobacco User	61	1046.19	1072.35
16322PA0040041	Rating Area 3	Tobacco User/Non-Tobacco User	62	1069.65	1096.39
16322PA0040041	Rating Area 3	Tobacco User/Non-Tobacco User	63	1099.06	1126.54
16322PA0040041	Rating Area 3	Tobacco User/Non-Tobacco User	64 and over	1116.93	1144.85
16322PA0040041	Rating Area 6	Tobacco User/Non-Tobacco User	0-14	303.99	303.99
16322PA0040041	Rating Area 6	Tobacco User/Non-Tobacco User	15	331.01	331.01
16322PA0040041	Rating Area 6	Tobacco User/Non-Tobacco User	16	341.34	341.34
16322PA0040041	Rating Area 6	Tobacco User/Non-Tobacco User	17	351.67	351.67
16322PA0040041	Rating Area 6	Tobacco User/Non-Tobacco User	18	362.80	371.87
16322PA0040041	Rating Area 6	Tobacco User/Non-Tobacco User	19	373.93	383.27
16322PA0040041	Rating Area 6	Tobacco User/Non-Tobacco User	20	385.45	395.09
16322PA0040041	Rating Area 6	Tobacco User/Non-Tobacco User	21	397.37	407.30
16322PA0040041	Rating Area 6	Tobacco User/Non-Tobacco User	22	397.37	407.30
16322PA0040041	Rating Area 6	Tobacco User/Non-Tobacco User	23	397.37	407.30
16322PA0040041	Rating Area 6	Tobacco User/Non-Tobacco User	24	397.37	407.30
16322PA0040041	Rating Area 6	Tobacco User/Non-Tobacco User	25	398.96	408.93
16322PA0040041	Rating Area 6	Tobacco User/Non-Tobacco User	26	406.91	417.08
16322PA0040041	Rating Area 6	Tobacco User/Non-Tobacco User	27	416.44	426.85
16322PA0040041	Rating Area 6	Tobacco User/Non-Tobacco User	28	431.94	442.74
16322PA0040041	Rating Area 6	Tobacco User/Non-Tobacco User	29	444.66	455.77
16322PA0040041	Rating Area 6	Tobacco User/Non-Tobacco User	30	451.01	462.29
16322PA0040041	Rating Area 6	Tobacco User/Non-Tobacco User	31	460.55	472.07
16322PA0040041	Rating Area 6	Tobacco User/Non-Tobacco User	32	470.09	481.84
16322PA0040041	Rating Area 6	Tobacco User/Non-Tobacco User	33	476.05	487.95
16322PA0040041	Rating Area 6	Tobacco User/Non-Tobacco User	34	482.41	494.47
16322PA0040041	Rating Area 6	Tobacco User/Non-Tobacco User	35	485.59	497.73
16322PA0040041	Rating Area 6	Tobacco User/Non-Tobacco User	36	488.77	500.98
16322PA0040041	Rating Area 6	Tobacco User/Non-Tobacco User	37	491.94	504.24
16322PA0040041	Rating Area 6	Tobacco User/Non-Tobacco User	38	495.12	507.50
16322PA0040041	Rating Area 6	Tobacco User/Non-Tobacco User	39	501.48	514.02
16322PA0040041	Rating Area 6	Tobacco User/Non-Tobacco User	40	507.84	520.53
16322PA0040041	Rating Area 6	Tobacco User/Non-Tobacco User	41	517.38	530.31
16322PA0040041	Rating Area 6	Tobacco User/Non-Tobacco User	42	526.52	539.68
16322PA0040041	Rating Area 6	Tobacco User/Non-Tobacco User	43	539.23	552.71
16322PA0040041	Rating Area 6	Tobacco User/Non-Tobacco User	44	555.13	569.00
16322PA0040041	Rating Area 6	Tobacco User/Non-Tobacco User	45	573.80	588.15
16322PA0040041	Rating Area 6	Tobacco User/Non-Tobacco User	46	596.06	610.96
16322PA0040041	Rating Area 6	Tobacco User/Non-Tobacco User	47	621.09	636.62
16322PA0040041	Rating Area 6	Tobacco User/Non-Tobacco User	48	649.70	665.94
16322PA0040041	Rating Area 6	Tobacco User/Non-Tobacco User	49	677.91	694.86
16322PA0040041	Rating Area 6	Tobacco User/Non-Tobacco User	50	709.70	727.45
16322PA0040041	Rating Area 6	Tobacco User/Non-Tobacco User	51	741.10	759.62
16322PA0040041	Rating Area 6	Tobacco User/Non-Tobacco User	52	775.67	795.06
16322PA0040041	Rating Area 6	Tobacco User/Non-Tobacco User	53	810.63	830.90
16322PA0040041	Rating Area 6	Tobacco User/Non-Tobacco User	54	848.38	869.59
16322PA0040041	Rating Area 6	Tobacco User/Non-Tobacco User	55	886.14	908.29
16322PA0040041	Rating Area 6	Tobacco User/Non-Tobacco User	56	927.06	950.24
16322PA0040041	Rating Area 6	Tobacco User/Non-Tobacco User	57	968.39	992.60
16322PA0040041	Rating Area 6	Tobacco User/Non-Tobacco User	58	1012.50	1037.81
16322PA0040041	Rating Area 6	Tobacco User/Non-Tobacco User	59	1034.35	1060.21
16322PA0040041	Rating Area 6	Tobacco User/Non-Tobacco User	60	1078.46	1105.42
16322PA0040041	Rating Area 6	Tobacco User/Non-Tobacco User	61	1116.61	1144.52
16322PA0040041	Rating Area 6	Tobacco User/Non-Tobacco User	62	1141.64	1170.19
16322PA0040041	Rating Area 6	Tobacco User/Non-Tobacco User	63	1173.04	1202.36
16322PA0040041	Rating Area 6	Tobacco User/Non-Tobacco User	64 and over	1192.11	1221.91
16322PA0040041	Rating Area 7	Tobacco User/Non-Tobacco User	0-14	308.29	308.29
16322PA0040041	Rating Area 7	Tobacco User/Non-Tobacco User	15	335.69	335.69
16322PA0040041	Rating Area 7	Tobacco User/Non-Tobacco User	16	346.17	346.17
16322PA0040041	Rating Area 7	Tobacco User/Non-Tobacco User	17	356.65	356.65
16322PA0040041	Rating Area 7	Tobacco User/Non-Tobacco User	18	367.93	377.13
16322PA0040041	Rating Area 7	Tobacco User/Non-Tobacco User	19	379.21	388.69
16322PA0040041	Rating Area 7	Tobacco User/Non-Tobacco User	20	390.90	400.67
16322PA0040041	Rating Area 7	Tobacco User/Non-Tobacco User	21	402.99	413.06
16322PA0040041	Rating Area 7	Tobacco User/Non-Tobacco User	22	402.99	413.06
16322PA0040041	Rating Area 7	Tobacco User/Non-Tobacco User	23	402.99	413.06
16322PA0040041	Rating Area 7	Tobacco User/Non-Tobacco User	24	402.99	413.06
16322PA0040041	Rating Area 7	Tobacco User/Non-Tobacco User	25	404.60	414.72
16322PA0040041	Rating Area 7	Tobacco User/Non-Tobacco User	26	412.66	422.98
16322PA0040041	Rating Area 7	Tobacco User/Non-Tobacco User	27	422.33	432.89
16322PA0040041	Rating Area 7	Tobacco User/Non-Tobacco User	28	438.05	449.00
16322PA0040041	Rating Area 7	Tobacco User/Non-Tobacco User	29	450.95	462.22
16322PA0040041	Rating Area 7	Tobacco User/Non-Tobacco User	30	457.39	468.83
16322PA0040041	Rating Area 7	Tobacco User/Non-Tobacco User	31	467.07	478.74
16322PA0040041	Rating Area 7	Tobacco User/Non-Tobacco User	32	476.74	488.66
16322PA0040041	Rating Area 7	Tobacco User/Non-Tobacco User	33	482.78	494.85
16322PA0040041	Rating Area 7	Tobacco User/Non-Tobacco User	34	489.23	501.46
16322PA0040041	Rating Area 7	Tobacco User/Non-Tobacco User	35	492.45	504.77
16322PA0040041	Rating Area 7	Tobacco User/Non-Tobacco User	36	495.68	508.07
16322PA0040041	Rating Area 7	Tobacco User/Non-Tobacco User	37	498.90	511.37
16322PA0040041	Rating Area 7	Tobacco User/Non-Tobacco User	38	502.13	514.68
16322PA0040041	Rating Area 7	Tobacco User/Non-Tobacco User	39	508.57	521.29
16322PA0040041	Rating Area 7	Tobacco User/Non-Tobacco User	40	515.02	527.90
16322PA0040041	Rating Area 7	Tobacco User/Non-Tobacco User	41	524.69	537.81
16322PA0040041	Rating Area 7	Tobacco User/Non-Tobacco User	42	533.96	547.31
16322PA0040041	Rating Area 7	Tobacco User/Non-Tobacco User	43	546.86	560.53
16322PA0040041	Rating Area 7	Tobacco User/Non-Tobacco User	44	562.98	577.05
16322PA0040041	Rating Area 7	Tobacco User/Non-Tobacco User	45	581.92	596.47
16322PA0040041	Rating Area 7	Tobacco User/Non-Tobacco User	46	604.49	619.60
16322PA0040041	Rating Area 7	Tobacco User/Non-Tobacco User	47	629.87	645.62
16322PA0040041	Rating Area 7	Tobacco User/Non-Tobacco User	48	658.89	675.36
16322PA0040041	Rating Area 7	Tobacco User/Non-Tobacco User	49	687.50	704.69
16322PA0040041	Rating Area 7	Tobacco User/Non-Tobacco User	50	719.74	737.73
16322PA0040041	Rating Area 7	Tobacco User/Non-Tobacco User	51	751.58	770.37
16322PA0040041	Rating Area 7	Tobacco User/Non-Tobacco User	52	786.64	806.30
16322PA0040041	Rating Area 7	Tobacco User/Non-Tobacco User	53	822.10	842.65
16322PA0040041	Rating Area 7	Tobacco User/Non-Tobacco User	54	860.38	881.89
16322PA0040041	Rating Area 7	Tobacco User/Non-Tobacco User	55	898.67	921.13
16322PA0040041	Rating Area 7	Tobacco User/Non-Tobacco User	56	940.18	963.68
16322PA0040041	Rating Area 7	Tobacco User/Non-Tobacco User	57	982.09	1006.64
16322PA0040041	Rating Area 7	Tobacco User/Non-Tobacco User	58	1026.82	1052.49
16322PA0040041	Rating Area 7	Tobacco User/Non-Tobacco User	59	1048.98	1075.21
16322PA0040041	Rating Area 7	Tobacco User/Non-Tobacco User	60	1093.71	1121.06
16322PA0040041	Rating Area 7	Tobacco User/Non-Tobacco User	61	1132.40	1160.71
16322PA0040041	Rating Area 7	Tobacco User/Non-Tobacco User	62	1157.79	1186.74
16322PA0040041	Rating Area 7	Tobacco User/Non-Tobacco User	63	1189.63	1219.37
16322PA0040041	Rating Area 7	Tobacco User/Non-Tobacco User	64 and over	1208.97	1239.19
16322PA0040041	Rating Area 9	Tobacco User/Non-Tobacco User	0-14	269.95	269.95
16322PA0040041	Rating Area 9	Tobacco User/Non-Tobacco User	15	293.94	293.94
16322PA0040041	Rating Area 9	Tobacco User/Non-Tobacco User	16	303.12	303.12
16322PA0040041	Rating Area 9	Tobacco User/Non-Tobacco User	17	312.29	312.29
16322PA0040041	Rating Area 9	Tobacco User/Non-Tobacco User	18	322.17	330.22
16322PA0040041	Rating Area 9	Tobacco User/Non-Tobacco User	19	332.05	340.35
16322PA0040041	Rating Area 9	Tobacco User/Non-Tobacco User	20	342.28	350.84
16322PA0040041	Rating Area 9	Tobacco User/Non-Tobacco User	21	352.87	361.69
16322PA0040041	Rating Area 9	Tobacco User/Non-Tobacco User	22	352.87	361.69
16322PA0040041	Rating Area 9	Tobacco User/Non-Tobacco User	23	352.87	361.69
16322PA0040041	Rating Area 9	Tobacco User/Non-Tobacco User	24	352.87	361.69
16322PA0040041	Rating Area 9	Tobacco User/Non-Tobacco User	25	354.28	363.14
16322PA0040041	Rating Area 9	Tobacco User/Non-Tobacco User	26	361.34	370.37
16322PA0040041	Rating Area 9	Tobacco User/Non-Tobacco User	27	369.81	379.05
16322PA0040041	Rating Area 9	Tobacco User/Non-Tobacco User	28	383.57	393.16
16322PA0040041	Rating Area 9	Tobacco User/Non-Tobacco User	29	394.86	404.73
16322PA0040041	Rating Area 9	Tobacco User/Non-Tobacco User	30	400.51	410.52
16322PA0040041	Rating Area 9	Tobacco User/Non-Tobacco User	31	408.98	419.20
16322PA0040041	Rating Area 9	Tobacco User/Non-Tobacco User	32	417.45	427.88

16322PA0040041	Rating Area 9	Tobacco User/Non-Tobacco User	33	422.74	433.31
16322PA0040041	Rating Area 9	Tobacco User/Non-Tobacco User	34	428.38	439.09
16322PA0040041	Rating Area 9	Tobacco User/Non-Tobacco User	35	431.21	441.99
16322PA0040041	Rating Area 9	Tobacco User/Non-Tobacco User	36	434.03	444.88
16322PA0040041	Rating Area 9	Tobacco User/Non-Tobacco User	37	436.85	447.77
16322PA0040041	Rating Area 9	Tobacco User/Non-Tobacco User	38	439.68	450.67
16322PA0040041	Rating Area 9	Tobacco User/Non-Tobacco User	39	445.32	456.45
16322PA0040041	Rating Area 9	Tobacco User/Non-Tobacco User	40	450.97	462.24
16322PA0040041	Rating Area 9	Tobacco User/Non-Tobacco User	41	459.44	470.92
16322PA0040041	Rating Area 9	Tobacco User/Non-Tobacco User	42	467.55	479.24
16322PA0040041	Rating Area 9	Tobacco User/Non-Tobacco User	43	478.84	490.82
16322PA0040041	Rating Area 9	Tobacco User/Non-Tobacco User	44	492.96	505.28
16322PA0040041	Rating Area 9	Tobacco User/Non-Tobacco User	45	509.54	522.28
16322PA0040041	Rating Area 9	Tobacco User/Non-Tobacco User	46	529.31	542.54
16322PA0040041	Rating Area 9	Tobacco User/Non-Tobacco User	47	551.54	565.32
16322PA0040041	Rating Area 9	Tobacco User/Non-Tobacco User	48	576.94	591.37
16322PA0040041	Rating Area 9	Tobacco User/Non-Tobacco User	49	602.00	617.05
16322PA0040041	Rating Area 9	Tobacco User/Non-Tobacco User	50	630.23	645.98
16322PA0040041	Rating Area 9	Tobacco User/Non-Tobacco User	51	658.10	674.56
16322PA0040041	Rating Area 9	Tobacco User/Non-Tobacco User	52	688.80	706.02
16322PA0040041	Rating Area 9	Tobacco User/Non-Tobacco User	53	719.85	737.85
16322PA0040041	Rating Area 9	Tobacco User/Non-Tobacco User	54	753.38	772.21
16322PA0040041	Rating Area 9	Tobacco User/Non-Tobacco User	55	786.90	806.57
16322PA0040041	Rating Area 9	Tobacco User/Non-Tobacco User	56	823.25	843.83
16322PA0040041	Rating Area 9	Tobacco User/Non-Tobacco User	57	859.94	881.44
16322PA0040041	Rating Area 9	Tobacco User/Non-Tobacco User	58	899.11	921.59
16322PA0040041	Rating Area 9	Tobacco User/Non-Tobacco User	59	918.52	941.48
16322PA0040041	Rating Area 9	Tobacco User/Non-Tobacco User	60	957.69	981.63
16322PA0040041	Rating Area 9	Tobacco User/Non-Tobacco User	61	991.56	1016.35
16322PA0040041	Rating Area 9	Tobacco User/Non-Tobacco User	62	1013.80	1039.14
16322PA0040041	Rating Area 9	Tobacco User/Non-Tobacco User	63	1041.67	1067.71
16322PA0040041	Rating Area 9	Tobacco User/Non-Tobacco User	64 and over	1058.61	1085.08
16322PA0040042	Rating Area 3	Tobacco User/Non-Tobacco User	0-14	355.03	355.03
16322PA0040042	Rating Area 3	Tobacco User/Non-Tobacco User	15	386.59	386.59
16322PA0040042	Rating Area 3	Tobacco User/Non-Tobacco User	16	398.65	398.65
16322PA0040042	Rating Area 3	Tobacco User/Non-Tobacco User	17	410.72	410.72
16322PA0040042	Rating Area 3	Tobacco User/Non-Tobacco User	18	423.71	434.31
16322PA0040042	Rating Area 3	Tobacco User/Non-Tobacco User	19	436.71	447.63
16322PA0040042	Rating Area 3	Tobacco User/Non-Tobacco User	20	450.17	461.42
16322PA0040042	Rating Area 3	Tobacco User/Non-Tobacco User	21	464.09	475.69
16322PA0040042	Rating Area 3	Tobacco User/Non-Tobacco User	22	464.09	475.69
16322PA0040042	Rating Area 3	Tobacco User/Non-Tobacco User	23	464.09	475.69
16322PA0040042	Rating Area 3	Tobacco User/Non-Tobacco User	24	464.09	475.69
16322PA0040042	Rating Area 3	Tobacco User/Non-Tobacco User	25	465.95	477.60
16322PA0040042	Rating Area 3	Tobacco User/Non-Tobacco User	26	475.23	487.11
16322PA0040042	Rating Area 3	Tobacco User/Non-Tobacco User	27	486.37	498.53
16322PA0040042	Rating Area 3	Tobacco User/Non-Tobacco User	28	504.47	517.08
16322PA0040042	Rating Area 3	Tobacco User/Non-Tobacco User	29	519.32	532.30
16322PA0040042	Rating Area 3	Tobacco User/Non-Tobacco User	30	526.74	539.91
16322PA0040042	Rating Area 3	Tobacco User/Non-Tobacco User	31	537.88	551.33
16322PA0040042	Rating Area 3	Tobacco User/Non-Tobacco User	32	549.02	562.74
16322PA0040042	Rating Area 3	Tobacco User/Non-Tobacco User	33	555.98	569.88
16322PA0040042	Rating Area 3	Tobacco User/Non-Tobacco User	34	563.41	577.49
16322PA0040042	Rating Area 3	Tobacco User/Non-Tobacco User	35	567.12	581.30
16322PA0040042	Rating Area 3	Tobacco User/Non-Tobacco User	36	570.83	585.10
16322PA0040042	Rating Area 3	Tobacco User/Non-Tobacco User	37	574.54	588.91
16322PA0040042	Rating Area 3	Tobacco User/Non-Tobacco User	38	578.26	592.71
16322PA0040042	Rating Area 3	Tobacco User/Non-Tobacco User	39	585.68	600.32
16322PA0040042	Rating Area 3	Tobacco User/Non-Tobacco User	40	593.11	607.93
16322PA0040042	Rating Area 3	Tobacco User/Non-Tobacco User	41	604.25	619.35
16322PA0040042	Rating Area 3	Tobacco User/Non-Tobacco User	42	614.92	630.29
16322PA0040042	Rating Area 3	Tobacco User/Non-Tobacco User	43	629.77	645.51
16322PA0040042	Rating Area 3	Tobacco User/Non-Tobacco User	44	648.33	664.54
16322PA0040042	Rating Area 3	Tobacco User/Non-Tobacco User	45	670.15	686.90
16322PA0040042	Rating Area 3	Tobacco User/Non-Tobacco User	46	696.14	713.54
16322PA0040042	Rating Area 3	Tobacco User/Non-Tobacco User	47	725.37	743.51
16322PA0040042	Rating Area 3	Tobacco User/Non-Tobacco User	48	758.79	777.76
16322PA0040042	Rating Area 3	Tobacco User/Non-Tobacco User	49	791.74	811.53
16322PA0040042	Rating Area 3	Tobacco User/Non-Tobacco User	50	828.86	849.59
16322PA0040042	Rating Area 3	Tobacco User/Non-Tobacco User	51	865.53	887.17
16322PA0040042	Rating Area 3	Tobacco User/Non-Tobacco User	52	905.90	928.55
16322PA0040042	Rating Area 3	Tobacco User/Non-Tobacco User	53	946.74	970.41
16322PA0040042	Rating Area 3	Tobacco User/Non-Tobacco User	54	990.83	1015.60
16322PA0040042	Rating Area 3	Tobacco User/Non-Tobacco User	55	1034.92	1060.79
16322PA0040042	Rating Area 3	Tobacco User/Non-Tobacco User	56	1082.72	1109.79
16322PA0040042	Rating Area 3	Tobacco User/Non-Tobacco User	57	1130.99	1159.26
16322PA0040042	Rating Area 3	Tobacco User/Non-Tobacco User	58	1182.50	1212.06
16322PA0040042	Rating Area 3	Tobacco User/Non-Tobacco User	59	1208.03	1238.23
16322PA0040042	Rating Area 3	Tobacco User/Non-Tobacco User	60	1259.54	1291.03
16322PA0040042	Rating Area 3	Tobacco User/Non-Tobacco User	61	1304.09	1336.70
16322PA0040042	Rating Area 3	Tobacco User/Non-Tobacco User	62	1333.33	1366.66
16322PA0040042	Rating Area 3	Tobacco User/Non-Tobacco User	63	1369.99	1404.24
16322PA0040042	Rating Area 3	Tobacco User/Non-Tobacco User	64 and over	1392.27	1427.08
16322PA0040042	Rating Area 6	Tobacco User/Non-Tobacco User	0-14	378.93	378.93
16322PA0040042	Rating Area 6	Tobacco User/Non-Tobacco User	15	412.61	412.61
16322PA0040042	Rating Area 6	Tobacco User/Non-Tobacco User	16	425.49	425.49
16322PA0040042	Rating Area 6	Tobacco User/Non-Tobacco User	17	438.37	438.37
16322PA0040042	Rating Area 6	Tobacco User/Non-Tobacco User	18	452.24	463.54
16322PA0040042	Rating Area 6	Tobacco User/Non-Tobacco User	19	466.11	477.76
16322PA0040042	Rating Area 6	Tobacco User/Non-Tobacco User	20	480.47	492.48
16322PA0040042	Rating Area 6	Tobacco User/Non-Tobacco User	21	495.33	507.71
16322PA0040042	Rating Area 6	Tobacco User/Non-Tobacco User	22	495.33	507.71
16322PA0040042	Rating Area 6	Tobacco User/Non-Tobacco User	23	495.33	507.71
16322PA0040042	Rating Area 6	Tobacco User/Non-Tobacco User	24	495.33	507.71
16322PA0040042	Rating Area 6	Tobacco User/Non-Tobacco User	25	497.31	509.74
16322PA0040042	Rating Area 6	Tobacco User/Non-Tobacco User	26	507.22	519.90
16322PA0040042	Rating Area 6	Tobacco User/Non-Tobacco User	27	519.11	532.08
16322PA0040042	Rating Area 6	Tobacco User/Non-Tobacco User	28	538.42	551.88
16322PA0040042	Rating Area 6	Tobacco User/Non-Tobacco User	29	554.27	568.13
16322PA0040042	Rating Area 6	Tobacco User/Non-Tobacco User	30	562.20	576.25
16322PA0040042	Rating Area 6	Tobacco User/Non-Tobacco User	31	574.09	588.44
16322PA0040042	Rating Area 6	Tobacco User/Non-Tobacco User	32	585.98	600.62
16322PA0040042	Rating Area 6	Tobacco User/Non-Tobacco User	33	593.41	608.24
16322PA0040042	Rating Area 6	Tobacco User/Non-Tobacco User	34	601.33	616.36
16322PA0040042	Rating Area 6	Tobacco User/Non-Tobacco User	35	605.29	620.43
16322PA0040042	Rating Area 6	Tobacco User/Non-Tobacco User	36	609.26	624.49
16322PA0040042	Rating Area 6	Tobacco User/Non-Tobacco User	37	613.22	628.55
16322PA0040042	Rating Area 6	Tobacco User/Non-Tobacco User	38	617.18	632.61
16322PA0040042	Rating Area 6	Tobacco User/Non-Tobacco User	39	625.11	640.73
16322PA0040042	Rating Area 6	Tobacco User/Non-Tobacco User	40	633.03	648.86
16322PA0040042	Rating Area 6	Tobacco User/Non-Tobacco User	41	644.92	661.04
16322PA0040042	Rating Area 6	Tobacco User/Non-Tobacco User	42	656.31	672.72
16322PA0040042	Rating Area 6	Tobacco User/Non-Tobacco User	43	672.16	688.97
16322PA0040042	Rating Area 6	Tobacco User/Non-Tobacco User	44	691.98	709.28
16322PA0040042	Rating Area 6	Tobacco User/Non-Tobacco User	45	715.26	733.14
16322PA0040042	Rating Area 6	Tobacco User/Non-Tobacco User	46	743.00	761.57
16322PA0040042	Rating Area 6	Tobacco User/Non-Tobacco User	47	774.20	793.56
16322PA0040042	Rating Area 6	Tobacco User/Non-Tobacco User	48	809.86	830.11
16322PA0040042	Rating Area 6	Tobacco User/Non-Tobacco User	49	845.03	866.16
16322PA0040042	Rating Area 6	Tobacco User/Non-Tobacco User	50	884.66	906.78
16322PA0040042	Rating Area 6	Tobacco User/Non-Tobacco User	51	923.79	946.89
16322PA0040042	Rating Area 6	Tobacco User/Non-Tobacco User	52	966.88	991.06
16322PA0040042	Rating Area 6	Tobacco User/Non-Tobacco User	53	1010.47	1035.74
16322PA0040042	Rating Area 6	Tobacco User/Non-Tobacco User	54	1057.53	1083.97
16322PA0040042	Rating Area 6	Tobacco User/Non-Tobacco User	55	1104.59	1132.20
16322PA0040042	Rating Area 6	Tobacco User/Non-Tobacco User	56	1155.60	1184.50
16322PA0040042	Rating Area 6	Tobacco User/Non-Tobacco User	57	1207.12	1237.30
16322PA0040042	Rating Area 6	Tobacco User/Non-Tobacco User	58	1262.10	1293.65
16322PA0040042	Rating Area 6	Tobacco User/Non-Tobacco User	59	1289.34	1321.58
16322PA0040042	Rating Area 6	Tobacco User/Non-Tobacco User	60	1344.33	1377.93
16322PA0040042	Rating Area 6	Tobacco User/Non-Tobacco User	61	1391.88	1426.67
16322PA0040042	Rating Area 6	Tobacco User/Non-Tobacco User	62	1423.08	1458.66

16322PA0040042	Rating Area 6	Tobacco User/Non-Tobacco User	63	1462.21	1498.77
16322PA0040042	Rating Area 6	Tobacco User/Non-Tobacco User	64 and over	1485.99	1523.14
16322PA0040042	Rating Area 7	Tobacco User/Non-Tobacco User	0-14	384.28	384.28
16322PA0040042	Rating Area 7	Tobacco User/Non-Tobacco User	15	418.44	418.44
16322PA0040042	Rating Area 7	Tobacco User/Non-Tobacco User	16	431.50	431.50
16322PA0040042	Rating Area 7	Tobacco User/Non-Tobacco User	17	444.56	444.56
16322PA0040042	Rating Area 7	Tobacco User/Non-Tobacco User	18	458.63	470.09
16322PA0040042	Rating Area 7	Tobacco User/Non-Tobacco User	19	472.69	484.51
16322PA0040042	Rating Area 7	Tobacco User/Non-Tobacco User	20	487.26	499.44
16322PA0040042	Rating Area 7	Tobacco User/Non-Tobacco User	21	502.33	514.89
16322PA0040042	Rating Area 7	Tobacco User/Non-Tobacco User	22	502.33	514.89
16322PA0040042	Rating Area 7	Tobacco User/Non-Tobacco User	23	502.33	514.89
16322PA0040042	Rating Area 7	Tobacco User/Non-Tobacco User	24	502.33	514.89
16322PA0040042	Rating Area 7	Tobacco User/Non-Tobacco User	25	504.34	516.95
16322PA0040042	Rating Area 7	Tobacco User/Non-Tobacco User	26	514.39	527.25
16322PA0040042	Rating Area 7	Tobacco User/Non-Tobacco User	27	526.44	539.60
16322PA0040042	Rating Area 7	Tobacco User/Non-Tobacco User	28	546.03	559.68
16322PA0040042	Rating Area 7	Tobacco User/Non-Tobacco User	29	562.11	576.16
16322PA0040042	Rating Area 7	Tobacco User/Non-Tobacco User	30	570.14	584.40
16322PA0040042	Rating Area 7	Tobacco User/Non-Tobacco User	31	582.20	596.76
16322PA0040042	Rating Area 7	Tobacco User/Non-Tobacco User	32	594.26	609.11
16322PA0040042	Rating Area 7	Tobacco User/Non-Tobacco User	33	601.79	616.84
16322PA0040042	Rating Area 7	Tobacco User/Non-Tobacco User	34	609.83	625.07
16322PA0040042	Rating Area 7	Tobacco User/Non-Tobacco User	35	613.85	629.19
16322PA0040042	Rating Area 7	Tobacco User/Non-Tobacco User	36	617.87	633.31
16322PA0040042	Rating Area 7	Tobacco User/Non-Tobacco User	37	621.88	637.43
16322PA0040042	Rating Area 7	Tobacco User/Non-Tobacco User	38	625.90	641.55
16322PA0040042	Rating Area 7	Tobacco User/Non-Tobacco User	39	633.94	649.79
16322PA0040042	Rating Area 7	Tobacco User/Non-Tobacco User	40	641.98	658.03
16322PA0040042	Rating Area 7	Tobacco User/Non-Tobacco User	41	654.03	670.38
16322PA0040042	Rating Area 7	Tobacco User/Non-Tobacco User	42	665.59	682.23
16322PA0040042	Rating Area 7	Tobacco User/Non-Tobacco User	43	681.66	698.70
16322PA0040042	Rating Area 7	Tobacco User/Non-Tobacco User	44	701.76	719.30
16322PA0040042	Rating Area 7	Tobacco User/Non-Tobacco User	45	725.36	743.50
16322PA0040042	Rating Area 7	Tobacco User/Non-Tobacco User	46	753.50	772.33
16322PA0040042	Rating Area 7	Tobacco User/Non-Tobacco User	47	785.14	804.77
16322PA0040042	Rating Area 7	Tobacco User/Non-Tobacco User	48	821.31	841.84
16322PA0040042	Rating Area 7	Tobacco User/Non-Tobacco User	49	856.97	878.40
16322PA0040042	Rating Area 7	Tobacco User/Non-Tobacco User	50	897.16	919.59
16322PA0040042	Rating Area 7	Tobacco User/Non-Tobacco User	51	936.85	960.27
16322PA0040042	Rating Area 7	Tobacco User/Non-Tobacco User	52	980.55	1005.06
16322PA0040042	Rating Area 7	Tobacco User/Non-Tobacco User	53	1024.75	1050.37
16322PA0040042	Rating Area 7	Tobacco User/Non-Tobacco User	54	1072.47	1099.29
16322PA0040042	Rating Area 7	Tobacco User/Non-Tobacco User	55	1120.20	1148.20
16322PA0040042	Rating Area 7	Tobacco User/Non-Tobacco User	56	1171.94	1201.23
16322PA0040042	Rating Area 7	Tobacco User/Non-Tobacco User	57	1224.18	1254.78
16322PA0040042	Rating Area 7	Tobacco User/Non-Tobacco User	58	1279.94	1311.94
16322PA0040042	Rating Area 7	Tobacco User/Non-Tobacco User	59	1307.56	1340.25
16322PA0040042	Rating Area 7	Tobacco User/Non-Tobacco User	60	1363.32	1397.41
16322PA0040042	Rating Area 7	Tobacco User/Non-Tobacco User	61	1411.55	1446.84
16322PA0040042	Rating Area 7	Tobacco User/Non-Tobacco User	62	1443.19	1479.27
16322PA0040042	Rating Area 7	Tobacco User/Non-Tobacco User	63	1482.88	1519.95
16322PA0040042	Rating Area 7	Tobacco User/Non-Tobacco User	64 and over	1506.99	1544.66
16322PA0040042	Rating Area 9	Tobacco User/Non-Tobacco User	0-14	336.49	336.49
16322PA0040042	Rating Area 9	Tobacco User/Non-Tobacco User	15	366.40	366.40
16322PA0040042	Rating Area 9	Tobacco User/Non-Tobacco User	16	377.84	377.84
16322PA0040042	Rating Area 9	Tobacco User/Non-Tobacco User	17	389.28	389.28
16322PA0040042	Rating Area 9	Tobacco User/Non-Tobacco User	18	401.59	411.63
16322PA0040042	Rating Area 9	Tobacco User/Non-Tobacco User	19	413.91	424.26
16322PA0040042	Rating Area 9	Tobacco User/Non-Tobacco User	20	426.66	437.33
16322PA0040042	Rating Area 9	Tobacco User/Non-Tobacco User	21	439.86	450.86
16322PA0040042	Rating Area 9	Tobacco User/Non-Tobacco User	22	439.86	450.86
16322PA0040042	Rating Area 9	Tobacco User/Non-Tobacco User	23	439.86	450.86
16322PA0040042	Rating Area 9	Tobacco User/Non-Tobacco User	24	439.86	450.86
16322PA0040042	Rating Area 9	Tobacco User/Non-Tobacco User	25	441.62	452.66
16322PA0040042	Rating Area 9	Tobacco User/Non-Tobacco User	26	450.42	461.68
16322PA0040042	Rating Area 9	Tobacco User/Non-Tobacco User	27	460.97	472.50
16322PA0040042	Rating Area 9	Tobacco User/Non-Tobacco User	28	478.13	490.08
16322PA0040042	Rating Area 9	Tobacco User/Non-Tobacco User	29	492.20	504.51
16322PA0040042	Rating Area 9	Tobacco User/Non-Tobacco User	30	499.24	511.72
16322PA0040042	Rating Area 9	Tobacco User/Non-Tobacco User	31	509.80	522.54
16322PA0040042	Rating Area 9	Tobacco User/Non-Tobacco User	32	520.35	533.36
16322PA0040042	Rating Area 9	Tobacco User/Non-Tobacco User	33	526.95	540.13
16322PA0040042	Rating Area 9	Tobacco User/Non-Tobacco User	34	533.99	547.34
16322PA0040042	Rating Area 9	Tobacco User/Non-Tobacco User	35	537.51	550.95
16322PA0040042	Rating Area 9	Tobacco User/Non-Tobacco User	36	541.03	554.55
16322PA0040042	Rating Area 9	Tobacco User/Non-Tobacco User	37	544.55	558.16
16322PA0040042	Rating Area 9	Tobacco User/Non-Tobacco User	38	548.07	561.77
16322PA0040042	Rating Area 9	Tobacco User/Non-Tobacco User	39	555.10	568.98
16322PA0040042	Rating Area 9	Tobacco User/Non-Tobacco User	40	562.14	576.19
16322PA0040042	Rating Area 9	Tobacco User/Non-Tobacco User	41	572.70	587.02
16322PA0040042	Rating Area 9	Tobacco User/Non-Tobacco User	42	582.81	597.38
16322PA0040042	Rating Area 9	Tobacco User/Non-Tobacco User	43	596.89	611.81
16322PA0040042	Rating Area 9	Tobacco User/Non-Tobacco User	44	614.48	629.85
16322PA0040042	Rating Area 9	Tobacco User/Non-Tobacco User	45	635.16	651.04
16322PA0040042	Rating Area 9	Tobacco User/Non-Tobacco User	46	659.79	676.28
16322PA0040042	Rating Area 9	Tobacco User/Non-Tobacco User	47	687.50	704.69
16322PA0040042	Rating Area 9	Tobacco User/Non-Tobacco User	48	719.17	737.15
16322PA0040042	Rating Area 9	Tobacco User/Non-Tobacco User	49	750.40	769.16
16322PA0040042	Rating Area 9	Tobacco User/Non-Tobacco User	50	785.59	805.23
16322PA0040042	Rating Area 9	Tobacco User/Non-Tobacco User	51	820.34	840.85
16322PA0040042	Rating Area 9	Tobacco User/Non-Tobacco User	52	858.61	880.07
16322PA0040042	Rating Area 9	Tobacco User/Non-Tobacco User	53	897.31	919.75
16322PA0040042	Rating Area 9	Tobacco User/Non-Tobacco User	54	939.10	962.58
16322PA0040042	Rating Area 9	Tobacco User/Non-Tobacco User	55	980.89	1005.41
16322PA0040042	Rating Area 9	Tobacco User/Non-Tobacco User	56	1026.19	1051.85
16322PA0040042	Rating Area 9	Tobacco User/Non-Tobacco User	57	1071.94	1098.74
16322PA0040042	Rating Area 9	Tobacco User/Non-Tobacco User	58	1120.76	1148.78
16322PA0040042	Rating Area 9	Tobacco User/Non-Tobacco User	59	1144.96	1173.58
16322PA0040042	Rating Area 9	Tobacco User/Non-Tobacco User	60	1193.78	1223.62
16322PA0040042	Rating Area 9	Tobacco User/Non-Tobacco User	61	1236.01	1266.91
16322PA0040042	Rating Area 9	Tobacco User/Non-Tobacco User	62	1263.72	1295.31
16322PA0040042	Rating Area 9	Tobacco User/Non-Tobacco User	63	1298.47	1330.93
16322PA0040042	Rating Area 9	Tobacco User/Non-Tobacco User	64 and over	1319.58	1352.57
16322PA0040043	Rating Area 3	Tobacco User/Non-Tobacco User	0-14	236.47	236.47
16322PA0040043	Rating Area 3	Tobacco User/Non-Tobacco User	15	257.49	257.49
16322PA0040043	Rating Area 3	Tobacco User/Non-Tobacco User	16	265.53	265.53
16322PA0040043	Rating Area 3	Tobacco User/Non-Tobacco User	17	273.56	273.56
16322PA0040043	Rating Area 3	Tobacco User/Non-Tobacco User	18	282.22	289.27
16322PA0040043	Rating Area 3	Tobacco User/Non-Tobacco User	19	290.87	298.14
16322PA0040043	Rating Area 3	Tobacco User/Non-Tobacco User	20	299.84	307.33
16322PA0040043	Rating Area 3	Tobacco User/Non-Tobacco User	21	309.11	316.84
16322PA0040043	Rating Area 3	Tobacco User/Non-Tobacco User	22	309.11	316.84
16322PA0040043	Rating Area 3	Tobacco User/Non-Tobacco User	23	309.11	316.84
16322PA0040043	Rating Area 3	Tobacco User/Non-Tobacco User	24	309.11	316.84
16322PA0040043	Rating Area 3	Tobacco User/Non-Tobacco User	25	310.35	318.11
16322PA0040043	Rating Area 3	Tobacco User/Non-Tobacco User	26	316.53	324.44
16322PA0040043	Rating Area 3	Tobacco User/Non-Tobacco User	27	323.95	332.05
16322PA0040043	Rating Area 3	Tobacco User/Non-Tobacco User	28	336.00	344.40
16322PA0040043	Rating Area 3	Tobacco User/Non-Tobacco User	29	345.89	354.54
16322PA0040043	Rating Area 3	Tobacco User/Non-Tobacco User	30	350.84	359.61
16322PA0040043	Rating Area 3	Tobacco User/Non-Tobacco User	31	358.26	367.21
16322PA0040043	Rating Area 3	Tobacco User/Non-Tobacco User	32	365.68	374.82
16322PA0040043	Rating Area 3	Tobacco User/Non-Tobacco User	33	370.31	379.57
16322PA0040043	Rating Area 3	Tobacco User/Non-Tobacco User	34	375.26	384.64
16322PA0040043	Rating Area 3	Tobacco User/Non-Tobacco User	35	377.73	387.18
16322PA0040043	Rating Area 3	Tobacco User/Non-Tobacco User	36	380.21	389.71
16322PA0040043	Rating Area 3	Tobacco User/Non-Tobacco User	37	382.68	392.25
16322PA0040043	Rating Area 3	Tobacco User/Non-Tobacco User	38	385.15	394.78
16322PA0040043	Rating Area 3	Tobacco User/Non-Tobacco User	39	390.10	399.85
16322PA0040043	Rating Area 3	Tobacco User/Non-Tobacco User	40	395.04	404.92
16322PA0040043	Rating Area 3	Tobacco User/Non-Tobacco User	41	402.46	412.52

16322PA0040043	Rating Area 3	Tobacco User/Non-Tobacco User	42	409.57	419.81
16322PA0040043	Rating Area 3	Tobacco User/Non-Tobacco User	43	419.46	429.95
16322PA0040043	Rating Area 3	Tobacco User/Non-Tobacco User	44	431.83	442.62
16322PA0040043	Rating Area 3	Tobacco User/Non-Tobacco User	45	446.35	457.51
16322PA0040043	Rating Area 3	Tobacco User/Non-Tobacco User	46	463.67	475.26
16322PA0040043	Rating Area 3	Tobacco User/Non-Tobacco User	47	483.14	495.22
16322PA0040043	Rating Area 3	Tobacco User/Non-Tobacco User	48	505.39	518.03
16322PA0040043	Rating Area 3	Tobacco User/Non-Tobacco User	49	527.34	540.53
16322PA0040043	Rating Area 3	Tobacco User/Non-Tobacco User	50	552.07	565.87
16322PA0040043	Rating Area 3	Tobacco User/Non-Tobacco User	51	576.49	590.90
16322PA0040043	Rating Area 3	Tobacco User/Non-Tobacco User	52	603.38	618.47
16322PA0040043	Rating Area 3	Tobacco User/Non-Tobacco User	53	630.58	646.35
16322PA0040043	Rating Area 3	Tobacco User/Non-Tobacco User	54	659.95	676.45
16322PA0040043	Rating Area 3	Tobacco User/Non-Tobacco User	55	689.32	706.55
16322PA0040043	Rating Area 3	Tobacco User/Non-Tobacco User	56	721.15	739.18
16322PA0040043	Rating Area 3	Tobacco User/Non-Tobacco User	57	753.30	772.13
16322PA0040043	Rating Area 3	Tobacco User/Non-Tobacco User	58	787.61	807.30
16322PA0040043	Rating Area 3	Tobacco User/Non-Tobacco User	59	804.61	824.73
16322PA0040043	Rating Area 3	Tobacco User/Non-Tobacco User	60	838.92	859.90
16322PA0040043	Rating Area 3	Tobacco User/Non-Tobacco User	61	868.60	890.31
16322PA0040043	Rating Area 3	Tobacco User/Non-Tobacco User	62	888.07	910.27
16322PA0040043	Rating Area 3	Tobacco User/Non-Tobacco User	63	912.49	935.31
16322PA0040043	Rating Area 3	Tobacco User/Non-Tobacco User	64 and over	927.33	950.51
16322PA0040043	Rating Area 6	Tobacco User/Non-Tobacco User	0-14	252.39	252.39
16322PA0040043	Rating Area 6	Tobacco User/Non-Tobacco User	15	274.82	274.82
16322PA0040043	Rating Area 6	Tobacco User/Non-Tobacco User	16	283.40	283.40
16322PA0040043	Rating Area 6	Tobacco User/Non-Tobacco User	17	291.98	291.98
16322PA0040043	Rating Area 6	Tobacco User/Non-Tobacco User	18	301.22	308.75
16322PA0040043	Rating Area 6	Tobacco User/Non-Tobacco User	19	310.45	318.22
16322PA0040043	Rating Area 6	Tobacco User/Non-Tobacco User	20	320.02	328.02
16322PA0040043	Rating Area 6	Tobacco User/Non-Tobacco User	21	329.92	338.17
16322PA0040043	Rating Area 6	Tobacco User/Non-Tobacco User	22	329.92	338.17
16322PA0040043	Rating Area 6	Tobacco User/Non-Tobacco User	23	329.92	338.17
16322PA0040043	Rating Area 6	Tobacco User/Non-Tobacco User	24	329.92	338.17
16322PA0040043	Rating Area 6	Tobacco User/Non-Tobacco User	25	331.24	339.52
16322PA0040043	Rating Area 6	Tobacco User/Non-Tobacco User	26	337.84	346.28
16322PA0040043	Rating Area 6	Tobacco User/Non-Tobacco User	27	345.76	354.40
16322PA0040043	Rating Area 6	Tobacco User/Non-Tobacco User	28	358.62	367.59
16322PA0040043	Rating Area 6	Tobacco User/Non-Tobacco User	29	369.18	378.41
16322PA0040043	Rating Area 6	Tobacco User/Non-Tobacco User	30	374.46	383.82
16322PA0040043	Rating Area 6	Tobacco User/Non-Tobacco User	31	382.38	391.94
16322PA0040043	Rating Area 6	Tobacco User/Non-Tobacco User	32	390.30	400.05
16322PA0040043	Rating Area 6	Tobacco User/Non-Tobacco User	33	395.24	405.13
16322PA0040043	Rating Area 6	Tobacco User/Non-Tobacco User	34	400.52	410.54
16322PA0040043	Rating Area 6	Tobacco User/Non-Tobacco User	35	403.16	413.24
16322PA0040043	Rating Area 6	Tobacco User/Non-Tobacco User	36	405.80	415.95
16322PA0040043	Rating Area 6	Tobacco User/Non-Tobacco User	37	408.44	418.65
16322PA0040043	Rating Area 6	Tobacco User/Non-Tobacco User	38	411.08	421.36
16322PA0040043	Rating Area 6	Tobacco User/Non-Tobacco User	39	416.36	426.77
16322PA0040043	Rating Area 6	Tobacco User/Non-Tobacco User	40	421.64	432.18
16322PA0040043	Rating Area 6	Tobacco User/Non-Tobacco User	41	429.56	440.29
16322PA0040043	Rating Area 6	Tobacco User/Non-Tobacco User	42	437.14	448.07
16322PA0040043	Rating Area 6	Tobacco User/Non-Tobacco User	43	447.70	458.89
16322PA0040043	Rating Area 6	Tobacco User/Non-Tobacco User	44	460.90	472.42
16322PA0040043	Rating Area 6	Tobacco User/Non-Tobacco User	45	476.40	488.31
16322PA0040043	Rating Area 6	Tobacco User/Non-Tobacco User	46	494.88	507.25
16322PA0040043	Rating Area 6	Tobacco User/Non-Tobacco User	47	515.66	528.56
16322PA0040043	Rating Area 6	Tobacco User/Non-Tobacco User	48	539.42	552.90
16322PA0040043	Rating Area 6	Tobacco User/Non-Tobacco User	49	562.84	576.91
16322PA0040043	Rating Area 6	Tobacco User/Non-Tobacco User	50	589.24	603.97
16322PA0040043	Rating Area 6	Tobacco User/Non-Tobacco User	51	615.30	630.68
16322PA0040043	Rating Area 6	Tobacco User/Non-Tobacco User	52	644.00	660.10
16322PA0040043	Rating Area 6	Tobacco User/Non-Tobacco User	53	673.04	689.86
16322PA0040043	Rating Area 6	Tobacco User/Non-Tobacco User	54	704.38	721.99
16322PA0040043	Rating Area 6	Tobacco User/Non-Tobacco User	55	735.72	754.11
16322PA0040043	Rating Area 6	Tobacco User/Non-Tobacco User	56	769.70	788.95
16322PA0040043	Rating Area 6	Tobacco User/Non-Tobacco User	57	804.02	824.12
16322PA0040043	Rating Area 6	Tobacco User/Non-Tobacco User	58	840.64	861.65
16322PA0040043	Rating Area 6	Tobacco User/Non-Tobacco User	59	858.78	880.25
16322PA0040043	Rating Area 6	Tobacco User/Non-Tobacco User	60	895.40	917.79
16322PA0040043	Rating Area 6	Tobacco User/Non-Tobacco User	61	927.08	950.25
16322PA0040043	Rating Area 6	Tobacco User/Non-Tobacco User	62	947.86	971.56
16322PA0040043	Rating Area 6	Tobacco User/Non-Tobacco User	63	973.92	998.27
16322PA0040043	Rating Area 6	Tobacco User/Non-Tobacco User	64 and over	989.76	1014.50
16322PA0040043	Rating Area 7	Tobacco User/Non-Tobacco User	0-14	255.96	255.96
16322PA0040043	Rating Area 7	Tobacco User/Non-Tobacco User	15	278.71	278.71
16322PA0040043	Rating Area 7	Tobacco User/Non-Tobacco User	16	287.41	287.41
16322PA0040043	Rating Area 7	Tobacco User/Non-Tobacco User	17	296.11	296.11
16322PA0040043	Rating Area 7	Tobacco User/Non-Tobacco User	18	305.48	313.12
16322PA0040043	Rating Area 7	Tobacco User/Non-Tobacco User	19	314.85	322.72
16322PA0040043	Rating Area 7	Tobacco User/Non-Tobacco User	20	324.55	332.67
16322PA0040043	Rating Area 7	Tobacco User/Non-Tobacco User	21	334.59	342.95
16322PA0040043	Rating Area 7	Tobacco User/Non-Tobacco User	22	334.59	342.95
16322PA0040043	Rating Area 7	Tobacco User/Non-Tobacco User	23	334.59	342.95
16322PA0040043	Rating Area 7	Tobacco User/Non-Tobacco User	24	334.59	342.95
16322PA0040043	Rating Area 7	Tobacco User/Non-Tobacco User	25	335.93	344.33
16322PA0040043	Rating Area 7	Tobacco User/Non-Tobacco User	26	342.62	351.19
16322PA0040043	Rating Area 7	Tobacco User/Non-Tobacco User	27	350.65	359.42
16322PA0040043	Rating Area 7	Tobacco User/Non-Tobacco User	28	363.70	372.79
16322PA0040043	Rating Area 7	Tobacco User/Non-Tobacco User	29	374.41	383.77
16322PA0040043	Rating Area 7	Tobacco User/Non-Tobacco User	30	379.76	389.25
16322PA0040043	Rating Area 7	Tobacco User/Non-Tobacco User	31	387.79	397.48
16322PA0040043	Rating Area 7	Tobacco User/Non-Tobacco User	32	395.82	405.72
16322PA0040043	Rating Area 7	Tobacco User/Non-Tobacco User	33	400.84	410.86
16322PA0040043	Rating Area 7	Tobacco User/Non-Tobacco User	34	406.19	416.35
16322PA0040043	Rating Area 7	Tobacco User/Non-Tobacco User	35	408.87	419.09
16322PA0040043	Rating Area 7	Tobacco User/Non-Tobacco User	36	411.55	421.83
16322PA0040043	Rating Area 7	Tobacco User/Non-Tobacco User	37	414.22	424.58
16322PA0040043	Rating Area 7	Tobacco User/Non-Tobacco User	38	416.90	427.32
16322PA0040043	Rating Area 7	Tobacco User/Non-Tobacco User	39	422.25	432.81
16322PA0040043	Rating Area 7	Tobacco User/Non-Tobacco User	40	427.61	438.30
16322PA0040043	Rating Area 7	Tobacco User/Non-Tobacco User	41	435.64	446.53
16322PA0040043	Rating Area 7	Tobacco User/Non-Tobacco User	42	443.33	454.42
16322PA0040043	Rating Area 7	Tobacco User/Non-Tobacco User	43	454.04	465.39
16322PA0040043	Rating Area 7	Tobacco User/Non-Tobacco User	44	467.42	479.11
16322PA0040043	Rating Area 7	Tobacco User/Non-Tobacco User	45	483.15	495.23
16322PA0040043	Rating Area 7	Tobacco User/Non-Tobacco User	46	501.89	514.43
16322PA0040043	Rating Area 7	Tobacco User/Non-Tobacco User	47	522.96	536.04
16322PA0040043	Rating Area 7	Tobacco User/Non-Tobacco User	48	547.05	560.73
16322PA0040043	Rating Area 7	Tobacco User/Non-Tobacco User	49	570.81	585.08
16322PA0040043	Rating Area 7	Tobacco User/Non-Tobacco User	50	597.58	612.52
16322PA0040043	Rating Area 7	Tobacco User/Non-Tobacco User	51	624.01	639.61
16322PA0040043	Rating Area 7	Tobacco User/Non-Tobacco User	52	653.12	669.45
16322PA0040043	Rating Area 7	Tobacco User/Non-Tobacco User	53	682.56	699.63
16322PA0040043	Rating Area 7	Tobacco User/Non-Tobacco User	54	714.35	732.21
16322PA0040043	Rating Area 7	Tobacco User/Non-Tobacco User	55	746.14	764.79
16322PA0040043	Rating Area 7	Tobacco User/Non-Tobacco User	56	780.60	800.11
16322PA0040043	Rating Area 7	Tobacco User/Non-Tobacco User	57	815.40	835.78
16322PA0040043	Rating Area 7	Tobacco User/Non-Tobacco User	58	852.54	873.85
16322PA0040043	Rating Area 7	Tobacco User/Non-Tobacco User	59	870.94	892.71
16322PA0040043	Rating Area 7	Tobacco User/Non-Tobacco User	60	908.08	930.78
16322PA0040043	Rating Area 7	Tobacco User/Non-Tobacco User	61	940.20	963.70
16322PA0040043	Rating Area 7	Tobacco User/Non-Tobacco User	62	961.28	985.31
16322PA0040043	Rating Area 7	Tobacco User/Non-Tobacco User	63	987.71	1012.40
16322PA0040043	Rating Area 7	Tobacco User/Non-Tobacco User	64 and over	1003.77	1028.86
16322PA0040044	Rating Area 3	Tobacco User/Non-Tobacco User	0-14	327.59	327.59
16322PA0040044	Rating Area 3	Tobacco User/Non-Tobacco User	15	356.71	356.71
16322PA0040044	Rating Area 3	Tobacco User/Non-Tobacco User	16	367.84	367.84
16322PA0040044	Rating Area 3	Tobacco User/Non-Tobacco User	17	378.97	378.97
16322PA0040044	Rating Area 3	Tobacco User/Non-Tobacco User	18	390.96	400.74
16322PA0040044	Rating Area 3	Tobacco User/Non-Tobacco User	19	402.96	413.03
16322PA0040044	Rating Area 3	Tobacco User/Non-Tobacco User	20	415.37	425.76

16322PA0040044	Rating Area 3	Tobacco User/Non-Tobacco User	21	428.22	438.93
16322PA0040044	Rating Area 3	Tobacco User/Non-Tobacco User	22	428.22	438.93
16322PA0040044	Rating Area 3	Tobacco User/Non-Tobacco User	23	428.22	438.93
16322PA0040044	Rating Area 3	Tobacco User/Non-Tobacco User	24	428.22	438.93
16322PA0040044	Rating Area 3	Tobacco User/Non-Tobacco User	25	429.93	440.68
16322PA0040044	Rating Area 3	Tobacco User/Non-Tobacco User	26	438.50	449.46
16322PA0040044	Rating Area 3	Tobacco User/Non-Tobacco User	27	448.77	459.99
16322PA0040044	Rating Area 3	Tobacco User/Non-Tobacco User	28	465.48	477.11
16322PA0040044	Rating Area 3	Tobacco User/Non-Tobacco User	29	479.18	491.16
16322PA0040044	Rating Area 3	Tobacco User/Non-Tobacco User	30	486.03	498.18
16322PA0040044	Rating Area 3	Tobacco User/Non-Tobacco User	31	496.31	508.71
16322PA0040044	Rating Area 3	Tobacco User/Non-Tobacco User	32	506.58	519.25
16322PA0040044	Rating Area 3	Tobacco User/Non-Tobacco User	33	513.01	525.83
16322PA0040044	Rating Area 3	Tobacco User/Non-Tobacco User	34	519.86	532.86
16322PA0040044	Rating Area 3	Tobacco User/Non-Tobacco User	35	523.28	536.37
16322PA0040044	Rating Area 3	Tobacco User/Non-Tobacco User	36	526.71	539.88
16322PA0040044	Rating Area 3	Tobacco User/Non-Tobacco User	37	530.14	543.39
16322PA0040044	Rating Area 3	Tobacco User/Non-Tobacco User	38	533.56	546.90
16322PA0040044	Rating Area 3	Tobacco User/Non-Tobacco User	39	540.41	553.92
16322PA0040044	Rating Area 3	Tobacco User/Non-Tobacco User	40	547.27	560.95
16322PA0040044	Rating Area 3	Tobacco User/Non-Tobacco User	41	557.54	571.48
16322PA0040044	Rating Area 3	Tobacco User/Non-Tobacco User	42	567.39	581.58
16322PA0040044	Rating Area 3	Tobacco User/Non-Tobacco User	43	581.09	595.62
16322PA0040044	Rating Area 3	Tobacco User/Non-Tobacco User	44	598.22	613.18
16322PA0040044	Rating Area 3	Tobacco User/Non-Tobacco User	45	618.35	633.81
16322PA0040044	Rating Area 3	Tobacco User/Non-Tobacco User	46	642.33	658.39
16322PA0040044	Rating Area 3	Tobacco User/Non-Tobacco User	47	669.31	686.04
16322PA0040044	Rating Area 3	Tobacco User/Non-Tobacco User	48	700.14	717.64
16322PA0040044	Rating Area 3	Tobacco User/Non-Tobacco User	49	730.54	748.81
16322PA0040044	Rating Area 3	Tobacco User/Non-Tobacco User	50	764.80	783.92
16322PA0040044	Rating Area 3	Tobacco User/Non-Tobacco User	51	798.63	818.60
16322PA0040044	Rating Area 3	Tobacco User/Non-Tobacco User	52	835.89	856.78
16322PA0040044	Rating Area 3	Tobacco User/Non-Tobacco User	53	873.57	895.41
16322PA0040044	Rating Area 3	Tobacco User/Non-Tobacco User	54	914.25	937.11
16322PA0040044	Rating Area 3	Tobacco User/Non-Tobacco User	55	954.93	978.80
16322PA0040044	Rating Area 3	Tobacco User/Non-Tobacco User	56	999.04	1024.01
16322PA0040044	Rating Area 3	Tobacco User/Non-Tobacco User	57	1043.57	1069.66
16322PA0040044	Rating Area 3	Tobacco User/Non-Tobacco User	58	1091.10	1118.38
16322PA0040044	Rating Area 3	Tobacco User/Non-Tobacco User	59	1114.66	1142.52
16322PA0040044	Rating Area 3	Tobacco User/Non-Tobacco User	60	1162.19	1191.24
16322PA0040044	Rating Area 3	Tobacco User/Non-Tobacco User	61	1203.30	1233.38
16322PA0040044	Rating Area 3	Tobacco User/Non-Tobacco User	62	1230.28	1261.03
16322PA0040044	Rating Area 3	Tobacco User/Non-Tobacco User	63	1264.11	1295.71
16322PA0040044	Rating Area 3	Tobacco User/Non-Tobacco User	64 and over	1284.66	1316.78
16322PA0040044	Rating Area 6	Tobacco User/Non-Tobacco User	0-14	349.64	349.64
16322PA0040044	Rating Area 6	Tobacco User/Non-Tobacco User	15	380.72	380.72
16322PA0040044	Rating Area 6	Tobacco User/Non-Tobacco User	16	392.61	392.61
16322PA0040044	Rating Area 6	Tobacco User/Non-Tobacco User	17	404.49	404.49
16322PA0040044	Rating Area 6	Tobacco User/Non-Tobacco User	18	417.29	427.72
16322PA0040044	Rating Area 6	Tobacco User/Non-Tobacco User	19	430.08	440.84
16322PA0040044	Rating Area 6	Tobacco User/Non-Tobacco User	20	443.34	454.42
16322PA0040044	Rating Area 6	Tobacco User/Non-Tobacco User	21	457.05	468.48
16322PA0040044	Rating Area 6	Tobacco User/Non-Tobacco User	22	457.05	468.48
16322PA0040044	Rating Area 6	Tobacco User/Non-Tobacco User	23	457.05	468.48
16322PA0040044	Rating Area 6	Tobacco User/Non-Tobacco User	24	457.05	468.48
16322PA0040044	Rating Area 6	Tobacco User/Non-Tobacco User	25	458.88	470.35
16322PA0040044	Rating Area 6	Tobacco User/Non-Tobacco User	26	468.02	479.72
16322PA0040044	Rating Area 6	Tobacco User/Non-Tobacco User	27	478.99	490.96
16322PA0040044	Rating Area 6	Tobacco User/Non-Tobacco User	28	496.81	509.23
16322PA0040044	Rating Area 6	Tobacco User/Non-Tobacco User	29	511.44	524.22
16322PA0040044	Rating Area 6	Tobacco User/Non-Tobacco User	30	518.75	531.72
16322PA0040044	Rating Area 6	Tobacco User/Non-Tobacco User	31	529.72	542.96
16322PA0040044	Rating Area 6	Tobacco User/Non-Tobacco User	32	540.69	554.21
16322PA0040044	Rating Area 6	Tobacco User/Non-Tobacco User	33	547.55	561.23
16322PA0040044	Rating Area 6	Tobacco User/Non-Tobacco User	34	554.86	568.73
16322PA0040044	Rating Area 6	Tobacco User/Non-Tobacco User	35	558.52	572.48
16322PA0040044	Rating Area 6	Tobacco User/Non-Tobacco User	36	562.17	576.23
16322PA0040044	Rating Area 6	Tobacco User/Non-Tobacco User	37	565.83	579.97
16322PA0040044	Rating Area 6	Tobacco User/Non-Tobacco User	38	569.48	583.72
16322PA0040044	Rating Area 6	Tobacco User/Non-Tobacco User	39	576.80	591.22
16322PA0040044	Rating Area 6	Tobacco User/Non-Tobacco User	40	584.11	598.71
16322PA0040044	Rating Area 6	Tobacco User/Non-Tobacco User	41	595.08	609.96
16322PA0040044	Rating Area 6	Tobacco User/Non-Tobacco User	42	605.59	620.73
16322PA0040044	Rating Area 6	Tobacco User/Non-Tobacco User	43	620.22	635.72
16322PA0040044	Rating Area 6	Tobacco User/Non-Tobacco User	44	638.50	654.46
16322PA0040044	Rating Area 6	Tobacco User/Non-Tobacco User	45	659.98	676.48
16322PA0040044	Rating Area 6	Tobacco User/Non-Tobacco User	46	685.58	702.71
16322PA0040044	Rating Area 6	Tobacco User/Non-Tobacco User	47	714.37	732.23
16322PA0040044	Rating Area 6	Tobacco User/Non-Tobacco User	48	747.28	765.96
16322PA0040044	Rating Area 6	Tobacco User/Non-Tobacco User	49	779.73	799.22
16322PA0040044	Rating Area 6	Tobacco User/Non-Tobacco User	50	816.29	836.70
16322PA0040044	Rating Area 6	Tobacco User/Non-Tobacco User	51	852.40	873.71
16322PA0040044	Rating Area 6	Tobacco User/Non-Tobacco User	52	892.16	914.47
16322PA0040044	Rating Area 6	Tobacco User/Non-Tobacco User	53	932.38	955.69
16322PA0040044	Rating Area 6	Tobacco User/Non-Tobacco User	54	975.80	1000.20
16322PA0040044	Rating Area 6	Tobacco User/Non-Tobacco User	55	1019.22	1044.70
16322PA0040044	Rating Area 6	Tobacco User/Non-Tobacco User	56	1066.30	1092.96
16322PA0040044	Rating Area 6	Tobacco User/Non-Tobacco User	57	1113.83	1141.68
16322PA0040044	Rating Area 6	Tobacco User/Non-Tobacco User	58	1164.56	1193.68
16322PA0040044	Rating Area 6	Tobacco User/Non-Tobacco User	59	1189.70	1219.44
16322PA0040044	Rating Area 6	Tobacco User/Non-Tobacco User	60	1240.43	1271.44
16322PA0040044	Rating Area 6	Tobacco User/Non-Tobacco User	61	1284.31	1316.42
16322PA0040044	Rating Area 6	Tobacco User/Non-Tobacco User	62	1313.10	1345.93
16322PA0040044	Rating Area 6	Tobacco User/Non-Tobacco User	63	1349.21	1382.94
16322PA0040044	Rating Area 6	Tobacco User/Non-Tobacco User	64 and over	1371.15	1405.43
16322PA0040044	Rating Area 7	Tobacco User/Non-Tobacco User	0-14	354.59	354.59
16322PA0040044	Rating Area 7	Tobacco User/Non-Tobacco User	15	386.10	386.10
16322PA0040044	Rating Area 7	Tobacco User/Non-Tobacco User	16	398.16	398.16
16322PA0040044	Rating Area 7	Tobacco User/Non-Tobacco User	17	410.21	410.21
16322PA0040044	Rating Area 7	Tobacco User/Non-Tobacco User	18	423.18	433.76
16322PA0040044	Rating Area 7	Tobacco User/Non-Tobacco User	19	436.16	447.07
16322PA0040044	Rating Area 7	Tobacco User/Non-Tobacco User	20	449.60	460.84
16322PA0040044	Rating Area 7	Tobacco User/Non-Tobacco User	21	463.51	475.10
16322PA0040044	Rating Area 7	Tobacco User/Non-Tobacco User	22	463.51	475.10
16322PA0040044	Rating Area 7	Tobacco User/Non-Tobacco User	23	463.51	475.10
16322PA0040044	Rating Area 7	Tobacco User/Non-Tobacco User	24	463.51	475.10
16322PA0040044	Rating Area 7	Tobacco User/Non-Tobacco User	25	465.36	477.00
16322PA0040044	Rating Area 7	Tobacco User/Non-Tobacco User	26	474.63	486.50
16322PA0040044	Rating Area 7	Tobacco User/Non-Tobacco User	27	485.76	497.90
16322PA0040044	Rating Area 7	Tobacco User/Non-Tobacco User	28	503.84	516.43
16322PA0040044	Rating Area 7	Tobacco User/Non-Tobacco User	29	518.67	531.63
16322PA0040044	Rating Area 7	Tobacco User/Non-Tobacco User	30	526.08	539.24
16322PA0040044	Rating Area 7	Tobacco User/Non-Tobacco User	31	537.21	550.64
16322PA0040044	Rating Area 7	Tobacco User/Non-Tobacco User	32	548.33	562.04
16322PA0040044	Rating Area 7	Tobacco User/Non-Tobacco User	33	555.28	569.17
16322PA0040044	Rating Area 7	Tobacco User/Non-Tobacco User	34	562.70	576.77
16322PA0040044	Rating Area 7	Tobacco User/Non-Tobacco User	35	566.41	580.57
16322PA0040044	Rating Area 7	Tobacco User/Non-Tobacco User	36	570.12	584.37
16322PA0040044	Rating Area 7	Tobacco User/Non-Tobacco User	37	573.83	588.17
16322PA0040044	Rating Area 7	Tobacco User/Non-Tobacco User	38	577.53	591.97
16322PA0040044	Rating Area 7	Tobacco User/Non-Tobacco User	39	584.95	599.57
16322PA0040044	Rating Area 7	Tobacco User/Non-Tobacco User	40	592.37	607.17
16322PA0040044	Rating Area 7	Tobacco User/Non-Tobacco User	41	603.49	618.58
16322PA0040044	Rating Area 7	Tobacco User/Non-Tobacco User	42	614.15	629.50
16322PA0040044	Rating Area 7	Tobacco User/Non-Tobacco User	43	628.98	644.71
16322PA0040044	Rating Area 7	Tobacco User/Non-Tobacco User	44	647.52	663.71
16322PA0040044	Rating Area 7	Tobacco User/Non-Tobacco User	45	669.31	686.04
16322PA0040044	Rating Area 7	Tobacco User/Non-Tobacco User	46	695.27	712.65
16322PA0040044	Rating Area 7	Tobacco User/Non-Tobacco User	47	724.47	742.58
16322PA0040044	Rating Area 7	Tobacco User/Non-Tobacco User	48	757.84	776.78
16322PA0040044	Rating Area 7	Tobacco User/Non-Tobacco User	49	790.75	810.52
16322PA0040044	Rating Area 7	Tobacco User/Non-Tobacco User	50	827.83	848.52

16322PA0040044	Rating Area 7	Tobacco User/Non-Tobacco User	51	864.45	886.06
16322PA0040044	Rating Area 7	Tobacco User/Non-Tobacco User	52	904.77	927.39
16322PA0040044	Rating Area 7	Tobacco User/Non-Tobacco User	53	945.56	969.20
16322PA0040044	Rating Area 7	Tobacco User/Non-Tobacco User	54	989.59	1014.33
16322PA0040044	Rating Area 7	Tobacco User/Non-Tobacco User	55	1033.63	1059.47
16322PA0040044	Rating Area 7	Tobacco User/Non-Tobacco User	56	1081.37	1108.40
16322PA0040044	Rating Area 7	Tobacco User/Non-Tobacco User	57	1129.57	1157.81
16322PA0040044	Rating Area 7	Tobacco User/Non-Tobacco User	58	1181.02	1210.55
16322PA0040044	Rating Area 7	Tobacco User/Non-Tobacco User	59	1206.52	1236.68
16322PA0040044	Rating Area 7	Tobacco User/Non-Tobacco User	60	1257.97	1289.42
16322PA0040044	Rating Area 7	Tobacco User/Non-Tobacco User	61	1302.46	1335.02
16322PA0040044	Rating Area 7	Tobacco User/Non-Tobacco User	62	1331.66	1364.96
16322PA0040044	Rating Area 7	Tobacco User/Non-Tobacco User	63	1368.28	1402.49
16322PA0040044	Rating Area 7	Tobacco User/Non-Tobacco User	64 and over	1390.53	1425.29
16322PA0040045	Rating Area 3	Tobacco User/Non-Tobacco User	0-14	274.79	274.79
16322PA0040045	Rating Area 3	Tobacco User/Non-Tobacco User	15	299.21	299.21
16322PA0040045	Rating Area 3	Tobacco User/Non-Tobacco User	16	308.55	308.55
16322PA0040045	Rating Area 3	Tobacco User/Non-Tobacco User	17	317.89	317.89
16322PA0040045	Rating Area 3	Tobacco User/Non-Tobacco User	18	327.95	336.15
16322PA0040045	Rating Area 3	Tobacco User/Non-Tobacco User	19	338.01	346.46
16322PA0040045	Rating Area 3	Tobacco User/Non-Tobacco User	20	348.42	357.13
16322PA0040045	Rating Area 3	Tobacco User/Non-Tobacco User	21	359.20	368.18
16322PA0040045	Rating Area 3	Tobacco User/Non-Tobacco User	22	359.20	368.18
16322PA0040045	Rating Area 3	Tobacco User/Non-Tobacco User	23	359.20	368.18
16322PA0040045	Rating Area 3	Tobacco User/Non-Tobacco User	24	359.20	368.18
16322PA0040045	Rating Area 3	Tobacco User/Non-Tobacco User	25	360.64	369.65
16322PA0040045	Rating Area 3	Tobacco User/Non-Tobacco User	26	367.82	377.02
16322PA0040045	Rating Area 3	Tobacco User/Non-Tobacco User	27	376.44	385.85
16322PA0040045	Rating Area 3	Tobacco User/Non-Tobacco User	28	390.45	400.21
16322PA0040045	Rating Area 3	Tobacco User/Non-Tobacco User	29	401.94	411.99
16322PA0040045	Rating Area 3	Tobacco User/Non-Tobacco User	30	407.69	417.88
16322PA0040045	Rating Area 3	Tobacco User/Non-Tobacco User	31	416.31	426.72
16322PA0040045	Rating Area 3	Tobacco User/Non-Tobacco User	32	424.93	435.56
16322PA0040045	Rating Area 3	Tobacco User/Non-Tobacco User	33	430.32	441.08
16322PA0040045	Rating Area 3	Tobacco User/Non-Tobacco User	34	436.07	446.97
16322PA0040045	Rating Area 3	Tobacco User/Non-Tobacco User	35	438.94	449.92
16322PA0040045	Rating Area 3	Tobacco User/Non-Tobacco User	36	441.82	452.86
16322PA0040045	Rating Area 3	Tobacco User/Non-Tobacco User	37	444.69	455.81
16322PA0040045	Rating Area 3	Tobacco User/Non-Tobacco User	38	447.56	458.75
16322PA0040045	Rating Area 3	Tobacco User/Non-Tobacco User	39	453.31	464.64
16322PA0040045	Rating Area 3	Tobacco User/Non-Tobacco User	40	459.06	470.53
16322PA0040045	Rating Area 3	Tobacco User/Non-Tobacco User	41	467.68	479.37
16322PA0040045	Rating Area 3	Tobacco User/Non-Tobacco User	42	475.94	487.84
16322PA0040045	Rating Area 3	Tobacco User/Non-Tobacco User	43	487.43	499.62
16322PA0040045	Rating Area 3	Tobacco User/Non-Tobacco User	44	501.80	514.35
16322PA0040045	Rating Area 3	Tobacco User/Non-Tobacco User	45	518.68	531.65
16322PA0040045	Rating Area 3	Tobacco User/Non-Tobacco User	46	538.80	552.27
16322PA0040045	Rating Area 3	Tobacco User/Non-Tobacco User	47	561.43	575.47
16322PA0040045	Rating Area 3	Tobacco User/Non-Tobacco User	48	587.29	601.97
16322PA0040045	Rating Area 3	Tobacco User/Non-Tobacco User	49	612.80	628.12
16322PA0040045	Rating Area 3	Tobacco User/Non-Tobacco User	50	641.53	657.57
16322PA0040045	Rating Area 3	Tobacco User/Non-Tobacco User	51	669.91	686.66
16322PA0040045	Rating Area 3	Tobacco User/Non-Tobacco User	52	701.16	718.69
16322PA0040045	Rating Area 3	Tobacco User/Non-Tobacco User	53	732.77	751.09
16322PA0040045	Rating Area 3	Tobacco User/Non-Tobacco User	54	766.89	786.06
16322PA0040045	Rating Area 3	Tobacco User/Non-Tobacco User	55	801.02	821.04
16322PA0040045	Rating Area 3	Tobacco User/Non-Tobacco User	56	838.01	858.96
16322PA0040045	Rating Area 3	Tobacco User/Non-Tobacco User	57	875.37	897.25
16322PA0040045	Rating Area 3	Tobacco User/Non-Tobacco User	58	915.24	938.12
16322PA0040045	Rating Area 3	Tobacco User/Non-Tobacco User	59	935.00	958.37
16322PA0040045	Rating Area 3	Tobacco User/Non-Tobacco User	60	974.87	999.24
16322PA0040045	Rating Area 3	Tobacco User/Non-Tobacco User	61	1009.35	1034.59
16322PA0040045	Rating Area 3	Tobacco User/Non-Tobacco User	62	1031.98	1057.78
16322PA0040045	Rating Area 3	Tobacco User/Non-Tobacco User	63	1060.36	1086.87
16322PA0040045	Rating Area 3	Tobacco User/Non-Tobacco User	64 and over	1077.60	1104.54
16322PA0040045	Rating Area 6	Tobacco User/Non-Tobacco User	0-14	293.29	293.29
16322PA0040045	Rating Area 6	Tobacco User/Non-Tobacco User	15	319.36	319.36
16322PA0040045	Rating Area 6	Tobacco User/Non-Tobacco User	16	329.33	329.33
16322PA0040045	Rating Area 6	Tobacco User/Non-Tobacco User	17	339.30	339.30
16322PA0040045	Rating Area 6	Tobacco User/Non-Tobacco User	18	350.04	358.79
16322PA0040045	Rating Area 6	Tobacco User/Non-Tobacco User	19	360.77	369.79
16322PA0040045	Rating Area 6	Tobacco User/Non-Tobacco User	20	371.89	381.19
16322PA0040045	Rating Area 6	Tobacco User/Non-Tobacco User	21	383.39	392.97
16322PA0040045	Rating Area 6	Tobacco User/Non-Tobacco User	22	383.39	392.97
16322PA0040045	Rating Area 6	Tobacco User/Non-Tobacco User	23	383.39	392.97
16322PA0040045	Rating Area 6	Tobacco User/Non-Tobacco User	24	383.39	392.97
16322PA0040045	Rating Area 6	Tobacco User/Non-Tobacco User	25	384.92	394.55
16322PA0040045	Rating Area 6	Tobacco User/Non-Tobacco User	26	392.59	402.41
16322PA0040045	Rating Area 6	Tobacco User/Non-Tobacco User	27	401.79	411.84
16322PA0040045	Rating Area 6	Tobacco User/Non-Tobacco User	28	416.74	427.16
16322PA0040045	Rating Area 6	Tobacco User/Non-Tobacco User	29	429.01	439.74
16322PA0040045	Rating Area 6	Tobacco User/Non-Tobacco User	30	435.15	446.03
16322PA0040045	Rating Area 6	Tobacco User/Non-Tobacco User	31	444.35	455.46
16322PA0040045	Rating Area 6	Tobacco User/Non-Tobacco User	32	453.55	464.89
16322PA0040045	Rating Area 6	Tobacco User/Non-Tobacco User	33	459.30	470.78
16322PA0040045	Rating Area 6	Tobacco User/Non-Tobacco User	34	465.44	477.07
16322PA0040045	Rating Area 6	Tobacco User/Non-Tobacco User	35	468.50	480.22
16322PA0040045	Rating Area 6	Tobacco User/Non-Tobacco User	36	471.57	483.36
16322PA0040045	Rating Area 6	Tobacco User/Non-Tobacco User	37	474.64	486.50
16322PA0040045	Rating Area 6	Tobacco User/Non-Tobacco User	38	477.70	489.65
16322PA0040045	Rating Area 6	Tobacco User/Non-Tobacco User	39	483.84	495.93
16322PA0040045	Rating Area 6	Tobacco User/Non-Tobacco User	40	489.97	502.22
16322PA0040045	Rating Area 6	Tobacco User/Non-Tobacco User	41	499.17	511.65
16322PA0040045	Rating Area 6	Tobacco User/Non-Tobacco User	42	507.99	520.69
16322PA0040045	Rating Area 6	Tobacco User/Non-Tobacco User	43	520.26	533.27
16322PA0040045	Rating Area 6	Tobacco User/Non-Tobacco User	44	535.60	548.99
16322PA0040045	Rating Area 6	Tobacco User/Non-Tobacco User	45	553.62	567.46
16322PA0040045	Rating Area 6	Tobacco User/Non-Tobacco User	46	575.09	589.46
16322PA0040045	Rating Area 6	Tobacco User/Non-Tobacco User	47	599.24	614.22
16322PA0040045	Rating Area 6	Tobacco User/Non-Tobacco User	48	626.84	642.51
16322PA0040045	Rating Area 6	Tobacco User/Non-Tobacco User	49	654.06	670.41
16322PA0040045	Rating Area 6	Tobacco User/Non-Tobacco User	50	684.73	701.85
16322PA0040045	Rating Area 6	Tobacco User/Non-Tobacco User	51	715.02	732.90
16322PA0040045	Rating Area 6	Tobacco User/Non-Tobacco User	52	748.38	767.09
16322PA0040045	Rating Area 6	Tobacco User/Non-Tobacco User	53	782.12	801.67
16322PA0040045	Rating Area 6	Tobacco User/Non-Tobacco User	54	818.54	839.00
16322PA0040045	Rating Area 6	Tobacco User/Non-Tobacco User	55	854.96	876.33
16322PA0040045	Rating Area 6	Tobacco User/Non-Tobacco User	56	894.45	916.81
16322PA0040045	Rating Area 6	Tobacco User/Non-Tobacco User	57	934.32	957.68
16322PA0040045	Rating Area 6	Tobacco User/Non-Tobacco User	58	976.88	1001.30
16322PA0040045	Rating Area 6	Tobacco User/Non-Tobacco User	59	997.96	1022.91
16322PA0040045	Rating Area 6	Tobacco User/Non-Tobacco User	60	1040.52	1066.53
16322PA0040045	Rating Area 6	Tobacco User/Non-Tobacco User	61	1077.33	1104.26
16322PA0040045	Rating Area 6	Tobacco User/Non-Tobacco User	62	1101.48	1129.02
16322PA0040045	Rating Area 6	Tobacco User/Non-Tobacco User	63	1131.77	1160.06
16322PA0040045	Rating Area 6	Tobacco User/Non-Tobacco User	64 and over	1150.17	1178.92
16322PA0040045	Rating Area 7	Tobacco User/Non-Tobacco User	0-14	297.44	297.44
16322PA0040045	Rating Area 7	Tobacco User/Non-Tobacco User	15	323.88	323.88
16322PA0040045	Rating Area 7	Tobacco User/Non-Tobacco User	16	333.99	333.99
16322PA0040045	Rating Area 7	Tobacco User/Non-Tobacco User	17	344.10	344.10
16322PA0040045	Rating Area 7	Tobacco User/Non-Tobacco User	18	354.98	363.86
16322PA0040045	Rating Area 7	Tobacco User/Non-Tobacco User	19	365.87	375.02
16322PA0040045	Rating Area 7	Tobacco User/Non-Tobacco User	20	377.15	386.57
16322PA0040045	Rating Area 7	Tobacco User/Non-Tobacco User	21	388.81	398.53
16322PA0040045	Rating Area 7	Tobacco User/Non-Tobacco User	22	388.81	398.53
16322PA0040045	Rating Area 7	Tobacco User/Non-Tobacco User	23	388.81	398.53
16322PA0040045	Rating Area 7	Tobacco User/Non-Tobacco User	24	388.81	398.53
16322PA0040045	Rating Area 7	Tobacco User/Non-Tobacco User	25	390.37	400.12
16322PA0040045	Rating Area 7	Tobacco User/Non-Tobacco User	26	398.14	408.09
16322PA0040045	Rating Area 7	Tobacco User/Non-Tobacco User	27	407.47	417.66
16322PA0040045	Rating Area 7	Tobacco User/Non-Tobacco User	28	422.64	433.20
16322PA0040045	Rating Area 7	Tobacco User/Non-Tobacco User	29	435.08	445.96

16322PA0040045	Rating Area 7	Tobacco User/Non-Tobacco User	30	441.30	452.33
16322PA0040045	Rating Area 7	Tobacco User/Non-Tobacco User	31	450.63	461.90
16322PA0040045	Rating Area 7	Tobacco User/Non-Tobacco User	32	459.96	471.46
16322PA0040045	Rating Area 7	Tobacco User/Non-Tobacco User	33	465.79	477.44
16322PA0040045	Rating Area 7	Tobacco User/Non-Tobacco User	34	472.02	483.82
16322PA0040045	Rating Area 7	Tobacco User/Non-Tobacco User	35	475.13	487.00
16322PA0040045	Rating Area 7	Tobacco User/Non-Tobacco User	36	478.24	490.19
16322PA0040045	Rating Area 7	Tobacco User/Non-Tobacco User	37	481.35	493.38
16322PA0040045	Rating Area 7	Tobacco User/Non-Tobacco User	38	484.46	496.57
16322PA0040045	Rating Area 7	Tobacco User/Non-Tobacco User	39	490.68	502.95
16322PA0040045	Rating Area 7	Tobacco User/Non-Tobacco User	40	496.90	509.32
16322PA0040045	Rating Area 7	Tobacco User/Non-Tobacco User	41	506.23	518.89
16322PA0040045	Rating Area 7	Tobacco User/Non-Tobacco User	42	515.17	528.05
16322PA0040045	Rating Area 7	Tobacco User/Non-Tobacco User	43	527.62	540.81
16322PA0040045	Rating Area 7	Tobacco User/Non-Tobacco User	44	543.17	556.75
16322PA0040045	Rating Area 7	Tobacco User/Non-Tobacco User	45	561.44	575.48
16322PA0040045	Rating Area 7	Tobacco User/Non-Tobacco User	46	583.22	597.80
16322PA0040045	Rating Area 7	Tobacco User/Non-Tobacco User	47	607.71	622.90
16322PA0040045	Rating Area 7	Tobacco User/Non-Tobacco User	48	635.70	651.60
16322PA0040045	Rating Area 7	Tobacco User/Non-Tobacco User	49	663.31	679.89
16322PA0040045	Rating Area 7	Tobacco User/Non-Tobacco User	50	694.41	711.78
16322PA0040045	Rating Area 7	Tobacco User/Non-Tobacco User	51	725.13	743.26
16322PA0040045	Rating Area 7	Tobacco User/Non-Tobacco User	52	758.96	777.93
16322PA0040045	Rating Area 7	Tobacco User/Non-Tobacco User	53	793.17	813.00
16322PA0040045	Rating Area 7	Tobacco User/Non-Tobacco User	54	830.11	850.86
16322PA0040045	Rating Area 7	Tobacco User/Non-Tobacco User	55	867.05	888.72
16322PA0040045	Rating Area 7	Tobacco User/Non-Tobacco User	56	907.09	929.77
16322PA0040045	Rating Area 7	Tobacco User/Non-Tobacco User	57	947.53	971.22
16322PA0040045	Rating Area 7	Tobacco User/Non-Tobacco User	58	990.69	1015.46
16322PA0040045	Rating Area 7	Tobacco User/Non-Tobacco User	59	1012.07	1037.37
16322PA0040045	Rating Area 7	Tobacco User/Non-Tobacco User	60	1055.23	1081.61
16322PA0040045	Rating Area 7	Tobacco User/Non-Tobacco User	61	1092.56	1119.87
16322PA0040045	Rating Area 7	Tobacco User/Non-Tobacco User	62	1117.05	1144.98
16322PA0040045	Rating Area 7	Tobacco User/Non-Tobacco User	63	1147.77	1176.46
16322PA0040045	Rating Area 7	Tobacco User/Non-Tobacco User	64 and over	1166.43	1195.59
16322PA0040046	Rating Area 3	Tobacco User/Non-Tobacco User	0-14	342.53	342.53
16322PA0040046	Rating Area 3	Tobacco User/Non-Tobacco User	15	372.98	372.98
16322PA0040046	Rating Area 3	Tobacco User/Non-Tobacco User	16	384.62	384.62
16322PA0040046	Rating Area 3	Tobacco User/Non-Tobacco User	17	396.26	396.26
16322PA0040046	Rating Area 3	Tobacco User/Non-Tobacco User	18	408.80	419.02
16322PA0040046	Rating Area 3	Tobacco User/Non-Tobacco User	19	421.33	431.87
16322PA0040046	Rating Area 3	Tobacco User/Non-Tobacco User	20	434.32	445.18
16322PA0040046	Rating Area 3	Tobacco User/Non-Tobacco User	21	447.75	458.94
16322PA0040046	Rating Area 3	Tobacco User/Non-Tobacco User	22	447.75	458.94
16322PA0040046	Rating Area 3	Tobacco User/Non-Tobacco User	23	447.75	458.94
16322PA0040046	Rating Area 3	Tobacco User/Non-Tobacco User	24	447.75	458.94
16322PA0040046	Rating Area 3	Tobacco User/Non-Tobacco User	25	449.54	460.78
16322PA0040046	Rating Area 3	Tobacco User/Non-Tobacco User	26	458.50	469.96
16322PA0040046	Rating Area 3	Tobacco User/Non-Tobacco User	27	469.24	480.97
16322PA0040046	Rating Area 3	Tobacco User/Non-Tobacco User	28	486.70	498.87
16322PA0040046	Rating Area 3	Tobacco User/Non-Tobacco User	29	501.03	513.56
16322PA0040046	Rating Area 3	Tobacco User/Non-Tobacco User	30	508.20	520.90
16322PA0040046	Rating Area 3	Tobacco User/Non-Tobacco User	31	518.94	531.92
16322PA0040046	Rating Area 3	Tobacco User/Non-Tobacco User	32	529.69	542.93
16322PA0040046	Rating Area 3	Tobacco User/Non-Tobacco User	33	536.40	549.81
16322PA0040046	Rating Area 3	Tobacco User/Non-Tobacco User	34	543.57	557.16
16322PA0040046	Rating Area 3	Tobacco User/Non-Tobacco User	35	547.15	560.83
16322PA0040046	Rating Area 3	Tobacco User/Non-Tobacco User	36	550.73	564.50
16322PA0040046	Rating Area 3	Tobacco User/Non-Tobacco User	37	554.31	568.17
16322PA0040046	Rating Area 3	Tobacco User/Non-Tobacco User	38	557.90	571.84
16322PA0040046	Rating Area 3	Tobacco User/Non-Tobacco User	39	565.06	579.19
16322PA0040046	Rating Area 3	Tobacco User/Non-Tobacco User	40	572.22	586.53
16322PA0040046	Rating Area 3	Tobacco User/Non-Tobacco User	41	582.97	597.54
16322PA0040046	Rating Area 3	Tobacco User/Non-Tobacco User	42	593.27	608.10
16322PA0040046	Rating Area 3	Tobacco User/Non-Tobacco User	43	607.60	622.79
16322PA0040046	Rating Area 3	Tobacco User/Non-Tobacco User	44	625.51	641.14
16322PA0040046	Rating Area 3	Tobacco User/Non-Tobacco User	45	646.55	662.71
16322PA0040046	Rating Area 3	Tobacco User/Non-Tobacco User	46	671.63	688.42
16322PA0040046	Rating Area 3	Tobacco User/Non-Tobacco User	47	699.83	717.33
16322PA0040046	Rating Area 3	Tobacco User/Non-Tobacco User	48	732.07	750.37
16322PA0040046	Rating Area 3	Tobacco User/Non-Tobacco User	49	763.86	782.96
16322PA0040046	Rating Area 3	Tobacco User/Non-Tobacco User	50	799.68	819.67
16322PA0040046	Rating Area 3	Tobacco User/Non-Tobacco User	51	835.05	855.93
16322PA0040046	Rating Area 3	Tobacco User/Non-Tobacco User	52	874.01	895.86
16322PA0040046	Rating Area 3	Tobacco User/Non-Tobacco User	53	913.41	936.25
16322PA0040046	Rating Area 3	Tobacco User/Non-Tobacco User	54	955.95	979.84
16322PA0040046	Rating Area 3	Tobacco User/Non-Tobacco User	55	998.48	1023.44
16322PA0040046	Rating Area 3	Tobacco User/Non-Tobacco User	56	1044.60	1070.72
16322PA0040046	Rating Area 3	Tobacco User/Non-Tobacco User	57	1091.17	1118.45
16322PA0040046	Rating Area 3	Tobacco User/Non-Tobacco User	58	1140.87	1169.39
16322PA0040046	Rating Area 3	Tobacco User/Non-Tobacco User	59	1165.49	1194.63
16322PA0040046	Rating Area 3	Tobacco User/Non-Tobacco User	60	1215.19	1245.57
16322PA0040046	Rating Area 3	Tobacco User/Non-Tobacco User	61	1258.18	1289.63
16322PA0040046	Rating Area 3	Tobacco User/Non-Tobacco User	62	1286.39	1318.55
16322PA0040046	Rating Area 3	Tobacco User/Non-Tobacco User	63	1321.76	1354.80
16322PA0040046	Rating Area 3	Tobacco User/Non-Tobacco User	64 and over	1343.25	1376.83
16322PA0040046	Rating Area 6	Tobacco User/Non-Tobacco User	0-14	365.59	365.59
16322PA0040046	Rating Area 6	Tobacco User/Non-Tobacco User	15	398.08	398.08
16322PA0040046	Rating Area 6	Tobacco User/Non-Tobacco User	16	410.51	410.51
16322PA0040046	Rating Area 6	Tobacco User/Non-Tobacco User	17	422.93	422.93
16322PA0040046	Rating Area 6	Tobacco User/Non-Tobacco User	18	436.31	447.22
16322PA0040046	Rating Area 6	Tobacco User/Non-Tobacco User	19	449.69	460.94
16322PA0040046	Rating Area 6	Tobacco User/Non-Tobacco User	20	463.55	475.14
16322PA0040046	Rating Area 6	Tobacco User/Non-Tobacco User	21	477.89	489.84
16322PA0040046	Rating Area 6	Tobacco User/Non-Tobacco User	22	477.89	489.84
16322PA0040046	Rating Area 6	Tobacco User/Non-Tobacco User	23	477.89	489.84
16322PA0040046	Rating Area 6	Tobacco User/Non-Tobacco User	24	477.89	489.84
16322PA0040046	Rating Area 6	Tobacco User/Non-Tobacco User	25	479.80	491.80
16322PA0040046	Rating Area 6	Tobacco User/Non-Tobacco User	26	489.36	501.59
16322PA0040046	Rating Area 6	Tobacco User/Non-Tobacco User	27	500.83	513.35
16322PA0040046	Rating Area 6	Tobacco User/Non-Tobacco User	28	519.47	532.45
16322PA0040046	Rating Area 6	Tobacco User/Non-Tobacco User	29	534.76	548.13
16322PA0040046	Rating Area 6	Tobacco User/Non-Tobacco User	30	542.41	555.97
16322PA0040046	Rating Area 6	Tobacco User/Non-Tobacco User	31	553.87	567.72
16322PA0040046	Rating Area 6	Tobacco User/Non-Tobacco User	32	565.34	579.48
16322PA0040046	Rating Area 6	Tobacco User/Non-Tobacco User	33	572.51	586.83
16322PA0040046	Rating Area 6	Tobacco User/Non-Tobacco User	34	580.16	594.66
16322PA0040046	Rating Area 6	Tobacco User/Non-Tobacco User	35	583.98	598.58
16322PA0040046	Rating Area 6	Tobacco User/Non-Tobacco User	36	587.80	602.50
16322PA0040046	Rating Area 6	Tobacco User/Non-Tobacco User	37	591.63	606.42
16322PA0040046	Rating Area 6	Tobacco User/Non-Tobacco User	38	595.45	610.34
16322PA0040046	Rating Area 6	Tobacco User/Non-Tobacco User	39	603.10	618.17
16322PA0040046	Rating Area 6	Tobacco User/Non-Tobacco User	40	610.74	626.01
16322PA0040046	Rating Area 6	Tobacco User/Non-Tobacco User	41	622.21	637.77
16322PA0040046	Rating Area 6	Tobacco User/Non-Tobacco User	42	633.20	649.03
16322PA0040046	Rating Area 6	Tobacco User/Non-Tobacco User	43	648.50	664.71
16322PA0040046	Rating Area 6	Tobacco User/Non-Tobacco User	44	667.61	684.30
16322PA0040046	Rating Area 6	Tobacco User/Non-Tobacco User	45	690.07	707.32
16322PA0040046	Rating Area 6	Tobacco User/Non-Tobacco User	46	716.84	734.76
16322PA0040046	Rating Area 6	Tobacco User/Non-Tobacco User	47	746.94	765.62
16322PA0040046	Rating Area 6	Tobacco User/Non-Tobacco User	48	781.35	800.88
16322PA0040046	Rating Area 6	Tobacco User/Non-Tobacco User	49	815.28	835.66
16322PA0040046	Rating Area 6	Tobacco User/Non-Tobacco User	50	853.51	874.85
16322PA0040046	Rating Area 6	Tobacco User/Non-Tobacco User	51	891.26	913.55
16322PA0040046	Rating Area 6	Tobacco User/Non-Tobacco User	52	932.84	956.16
16322PA0040046	Rating Area 6	Tobacco User/Non-Tobacco User	53	974.90	999.27
16322PA0040046	Rating Area 6	Tobacco User/Non-Tobacco User	54	1020.30	1045.80
16322PA0040046	Rating Area 6	Tobacco User/Non-Tobacco User	55	1065.69	1092.34
16322PA0040046	Rating Area 6	Tobacco User/Non-Tobacco User	56	1114.92	1142.79
16322PA0040046	Rating Area 6	Tobacco User/Non-Tobacco User	57	1164.62	1193.73
16322PA0040046	Rating Area 6	Tobacco User/Non-Tobacco User	58	1217.66	1248.11
16322PA0040046	Rating Area 6	Tobacco User/Non-Tobacco User	59	1243.95	1275.05

16322PA0040046	Rating Area 6	Tobacco User/Non-Tobacco User	60	1296.99	1329.42
16322PA0040046	Rating Area 6	Tobacco User/Non-Tobacco User	61	1342.87	1376.44
16322PA0040046	Rating Area 6	Tobacco User/Non-Tobacco User	62	1372.98	1407.30
16322PA0040046	Rating Area 6	Tobacco User/Non-Tobacco User	63	1410.73	1446.00
16322PA0040046	Rating Area 6	Tobacco User/Non-Tobacco User	64 and over	1433.67	1469.51
16322PA0040046	Rating Area 7	Tobacco User/Non-Tobacco User	0-14	370.76	370.76
16322PA0040046	Rating Area 7	Tobacco User/Non-Tobacco User	15	403.71	403.71
16322PA0040046	Rating Area 7	Tobacco User/Non-Tobacco User	16	416.31	416.31
16322PA0040046	Rating Area 7	Tobacco User/Non-Tobacco User	17	428.92	428.92
16322PA0040046	Rating Area 7	Tobacco User/Non-Tobacco User	18	442.49	453.55
16322PA0040046	Rating Area 7	Tobacco User/Non-Tobacco User	19	456.06	467.46
16322PA0040046	Rating Area 7	Tobacco User/Non-Tobacco User	20	470.11	481.86
16322PA0040046	Rating Area 7	Tobacco User/Non-Tobacco User	21	484.65	496.77
16322PA0040046	Rating Area 7	Tobacco User/Non-Tobacco User	22	484.65	496.77
16322PA0040046	Rating Area 7	Tobacco User/Non-Tobacco User	23	484.65	496.77
16322PA0040046	Rating Area 7	Tobacco User/Non-Tobacco User	24	484.65	496.77
16322PA0040046	Rating Area 7	Tobacco User/Non-Tobacco User	25	486.59	498.75
16322PA0040046	Rating Area 7	Tobacco User/Non-Tobacco User	26	496.28	508.69
16322PA0040046	Rating Area 7	Tobacco User/Non-Tobacco User	27	507.91	520.61
16322PA0040046	Rating Area 7	Tobacco User/Non-Tobacco User	28	526.81	539.98
16322PA0040046	Rating Area 7	Tobacco User/Non-Tobacco User	29	542.32	555.88
16322PA0040046	Rating Area 7	Tobacco User/Non-Tobacco User	30	550.08	563.83
16322PA0040046	Rating Area 7	Tobacco User/Non-Tobacco User	31	561.71	575.75
16322PA0040046	Rating Area 7	Tobacco User/Non-Tobacco User	32	573.34	587.67
16322PA0040046	Rating Area 7	Tobacco User/Non-Tobacco User	33	580.61	595.13
16322PA0040046	Rating Area 7	Tobacco User/Non-Tobacco User	34	588.37	603.07
16322PA0040046	Rating Area 7	Tobacco User/Non-Tobacco User	35	592.24	607.05
16322PA0040046	Rating Area 7	Tobacco User/Non-Tobacco User	36	596.12	611.02
16322PA0040046	Rating Area 7	Tobacco User/Non-Tobacco User	37	600.00	615.00
16322PA0040046	Rating Area 7	Tobacco User/Non-Tobacco User	38	603.87	618.97
16322PA0040046	Rating Area 7	Tobacco User/Non-Tobacco User	39	611.63	626.92
16322PA0040046	Rating Area 7	Tobacco User/Non-Tobacco User	40	619.38	634.87
16322PA0040046	Rating Area 7	Tobacco User/Non-Tobacco User	41	631.01	646.79
16322PA0040046	Rating Area 7	Tobacco User/Non-Tobacco User	42	642.16	658.22
16322PA0040046	Rating Area 7	Tobacco User/Non-Tobacco User	43	657.67	674.11
16322PA0040046	Rating Area 7	Tobacco User/Non-Tobacco User	44	677.06	693.98
16322PA0040046	Rating Area 7	Tobacco User/Non-Tobacco User	45	699.83	717.33
16322PA0040046	Rating Area 7	Tobacco User/Non-Tobacco User	46	726.98	745.15
16322PA0040046	Rating Area 7	Tobacco User/Non-Tobacco User	47	757.51	776.45
16322PA0040046	Rating Area 7	Tobacco User/Non-Tobacco User	48	792.40	812.21
16322PA0040046	Rating Area 7	Tobacco User/Non-Tobacco User	49	826.81	847.48
16322PA0040046	Rating Area 7	Tobacco User/Non-Tobacco User	50	865.58	887.22
16322PA0040046	Rating Area 7	Tobacco User/Non-Tobacco User	51	903.87	926.47
16322PA0040046	Rating Area 7	Tobacco User/Non-Tobacco User	52	946.04	969.69
16322PA0040046	Rating Area 7	Tobacco User/Non-Tobacco User	53	988.69	1013.40
16322PA0040046	Rating Area 7	Tobacco User/Non-Tobacco User	54	1034.73	1060.60
16322PA0040046	Rating Area 7	Tobacco User/Non-Tobacco User	55	1080.77	1107.79
16322PA0040046	Rating Area 7	Tobacco User/Non-Tobacco User	56	1130.69	1158.96
16322PA0040046	Rating Area 7	Tobacco User/Non-Tobacco User	57	1181.09	1210.62
16322PA0040046	Rating Area 7	Tobacco User/Non-Tobacco User	58	1234.89	1265.76
16322PA0040046	Rating Area 7	Tobacco User/Non-Tobacco User	59	1261.54	1293.08
16322PA0040046	Rating Area 7	Tobacco User/Non-Tobacco User	60	1315.34	1348.22
16322PA0040046	Rating Area 7	Tobacco User/Non-Tobacco User	61	1361.87	1395.91
16322PA0040046	Rating Area 7	Tobacco User/Non-Tobacco User	62	1392.40	1427.21
16322PA0040046	Rating Area 7	Tobacco User/Non-Tobacco User	63	1430.69	1466.45
16322PA0040046	Rating Area 7	Tobacco User/Non-Tobacco User	64 and over	1453.95	1490.30
16322PA0050029	Rating Area 4	Tobacco User/Non-Tobacco User	0-14	216.36	216.36
16322PA0050029	Rating Area 4	Tobacco User/Non-Tobacco User	15	235.59	235.59
16322PA0050029	Rating Area 4	Tobacco User/Non-Tobacco User	16	242.94	242.94
16322PA0050029	Rating Area 4	Tobacco User/Non-Tobacco User	17	250.30	250.30
16322PA0050029	Rating Area 4	Tobacco User/Non-Tobacco User	18	258.21	264.67
16322PA0050029	Rating Area 4	Tobacco User/Non-Tobacco User	19	266.13	272.79
16322PA0050029	Rating Area 4	Tobacco User/Non-Tobacco User	20	274.34	281.19
16322PA0050029	Rating Area 4	Tobacco User/Non-Tobacco User	21	282.82	289.89
16322PA0050029	Rating Area 4	Tobacco User/Non-Tobacco User	22	282.82	289.89
16322PA0050029	Rating Area 4	Tobacco User/Non-Tobacco User	23	282.82	289.89
16322PA0050029	Rating Area 4	Tobacco User/Non-Tobacco User	24	282.82	289.89
16322PA0050029	Rating Area 4	Tobacco User/Non-Tobacco User	25	283.95	291.05
16322PA0050029	Rating Area 4	Tobacco User/Non-Tobacco User	26	289.61	296.85
16322PA0050029	Rating Area 4	Tobacco User/Non-Tobacco User	27	296.40	303.81
16322PA0050029	Rating Area 4	Tobacco User/Non-Tobacco User	28	307.43	315.11
16322PA0050029	Rating Area 4	Tobacco User/Non-Tobacco User	29	316.48	324.39
16322PA0050029	Rating Area 4	Tobacco User/Non-Tobacco User	30	321.00	329.03
16322PA0050029	Rating Area 4	Tobacco User/Non-Tobacco User	31	327.79	335.98
16322PA0050029	Rating Area 4	Tobacco User/Non-Tobacco User	32	334.58	342.94
16322PA0050029	Rating Area 4	Tobacco User/Non-Tobacco User	33	338.82	347.29
16322PA0050029	Rating Area 4	Tobacco User/Non-Tobacco User	34	343.34	351.93
16322PA0050029	Rating Area 4	Tobacco User/Non-Tobacco User	35	345.61	354.25
16322PA0050029	Rating Area 4	Tobacco User/Non-Tobacco User	36	347.87	356.57
16322PA0050029	Rating Area 4	Tobacco User/Non-Tobacco User	37	350.13	358.88
16322PA0050029	Rating Area 4	Tobacco User/Non-Tobacco User	38	352.39	361.20
16322PA0050029	Rating Area 4	Tobacco User/Non-Tobacco User	39	356.92	365.84
16322PA0050029	Rating Area 4	Tobacco User/Non-Tobacco User	40	361.44	370.48
16322PA0050029	Rating Area 4	Tobacco User/Non-Tobacco User	41	368.23	377.44
16322PA0050029	Rating Area 4	Tobacco User/Non-Tobacco User	42	374.74	384.10
16322PA0050029	Rating Area 4	Tobacco User/Non-Tobacco User	43	383.79	393.38
16322PA0050029	Rating Area 4	Tobacco User/Non-Tobacco User	44	395.10	404.98
16322PA0050029	Rating Area 4	Tobacco User/Non-Tobacco User	45	408.39	418.60
16322PA0050029	Rating Area 4	Tobacco User/Non-Tobacco User	46	424.23	434.84
16322PA0050029	Rating Area 4	Tobacco User/Non-Tobacco User	47	442.05	453.10
16322PA0050029	Rating Area 4	Tobacco User/Non-Tobacco User	48	462.41	473.97
16322PA0050029	Rating Area 4	Tobacco User/Non-Tobacco User	49	482.49	494.55
16322PA0050029	Rating Area 4	Tobacco User/Non-Tobacco User	50	505.12	517.74
16322PA0050029	Rating Area 4	Tobacco User/Non-Tobacco User	51	527.46	540.65
16322PA0050029	Rating Area 4	Tobacco User/Non-Tobacco User	52	552.06	565.87
16322PA0050029	Rating Area 4	Tobacco User/Non-Tobacco User	53	576.95	591.38
16322PA0050029	Rating Area 4	Tobacco User/Non-Tobacco User	54	603.82	618.92
16322PA0050029	Rating Area 4	Tobacco User/Non-Tobacco User	55	630.69	646.46
16322PA0050029	Rating Area 4	Tobacco User/Non-Tobacco User	56	659.82	676.31
16322PA0050029	Rating Area 4	Tobacco User/Non-Tobacco User	57	689.23	706.46
16322PA0050029	Rating Area 4	Tobacco User/Non-Tobacco User	58	720.63	738.64
16322PA0050029	Rating Area 4	Tobacco User/Non-Tobacco User	59	736.18	754.58
16322PA0050029	Rating Area 4	Tobacco User/Non-Tobacco User	60	767.57	786.76
16322PA0050029	Rating Area 4	Tobacco User/Non-Tobacco User	61	794.72	814.59
16322PA0050029	Rating Area 4	Tobacco User/Non-Tobacco User	62	812.54	832.86
16322PA0050029	Rating Area 4	Tobacco User/Non-Tobacco User	63	834.88	855.76
16322PA0050029	Rating Area 4	Tobacco User/Non-Tobacco User	64 and over	848.46	869.67
16322PA0050030	Rating Area 4	Tobacco User/Non-Tobacco User	0-14	215.57	215.57
16322PA0050030	Rating Area 4	Tobacco User/Non-Tobacco User	15	234.73	234.73
16322PA0050030	Rating Area 4	Tobacco User/Non-Tobacco User	16	242.06	242.06
16322PA0050030	Rating Area 4	Tobacco User/Non-Tobacco User	17	249.38	249.38
16322PA0050030	Rating Area 4	Tobacco User/Non-Tobacco User	18	257.27	263.71
16322PA0050030	Rating Area 4	Tobacco User/Non-Tobacco User	19	265.16	271.79
16322PA0050030	Rating Area 4	Tobacco User/Non-Tobacco User	20	273.34	280.17
16322PA0050030	Rating Area 4	Tobacco User/Non-Tobacco User	21	281.79	288.83
16322PA0050030	Rating Area 4	Tobacco User/Non-Tobacco User	22	281.79	288.83
16322PA0050030	Rating Area 4	Tobacco User/Non-Tobacco User	23	281.79	288.83
16322PA0050030	Rating Area 4	Tobacco User/Non-Tobacco User	24	281.79	288.83
16322PA0050030	Rating Area 4	Tobacco User/Non-Tobacco User	25	282.92	289.99
16322PA0050030	Rating Area 4	Tobacco User/Non-Tobacco User	26	288.55	295.77
16322PA0050030	Rating Area 4	Tobacco User/Non-Tobacco User	27	295.32	302.70
16322PA0050030	Rating Area 4	Tobacco User/Non-Tobacco User	28	306.31	313.96
16322PA0050030	Rating Area 4	Tobacco User/Non-Tobacco User	29	315.32	323.21
16322PA0050030	Rating Area 4	Tobacco User/Non-Tobacco User	30	319.83	327.83
16322PA0050030	Rating Area 4	Tobacco User/Non-Tobacco User	31	326.59	334.76
16322PA0050030	Rating Area 4	Tobacco User/Non-Tobacco User	32	333.36	341.69
16322PA0050030	Rating Area 4	Tobacco User/Non-Tobacco User	33	337.58	346.02
16322PA0050030	Rating Area 4	Tobacco User/Non-Tobacco User	34	342.09	350.65
16322PA0050030	Rating Area 4	Tobacco User/Non-Tobacco User	35	344.35	352.96
16322PA0050030	Rating Area 4	Tobacco User/Non-Tobacco User	36	346.60	355.27
16322PA0050030	Rating Area 4	Tobacco User/Non-Tobacco User	37	348.86	357.58
16322PA0050030	Rating Area 4	Tobacco User/Non-Tobacco User	38	351.11	359.89

16322PA0050030	Rating Area 4	Tobacco User/Non-Tobacco User	39	355.62	364.51
16322PA0050030	Rating Area 4	Tobacco User/Non-Tobacco User	40	360.13	369.13
16322PA0050030	Rating Area 4	Tobacco User/Non-Tobacco User	41	366.89	376.06
16322PA0050030	Rating Area 4	Tobacco User/Non-Tobacco User	42	373.37	382.71
16322PA0050030	Rating Area 4	Tobacco User/Non-Tobacco User	43	382.39	391.95
16322PA0050030	Rating Area 4	Tobacco User/Non-Tobacco User	44	393.66	403.50
16322PA0050030	Rating Area 4	Tobacco User/Non-Tobacco User	45	406.90	417.08
16322PA0050030	Rating Area 4	Tobacco User/Non-Tobacco User	46	422.69	433.25
16322PA0050030	Rating Area 4	Tobacco User/Non-Tobacco User	47	440.44	451.45
16322PA0050030	Rating Area 4	Tobacco User/Non-Tobacco User	48	460.73	472.24
16322PA0050030	Rating Area 4	Tobacco User/Non-Tobacco User	49	480.73	492.75
16322PA0050030	Rating Area 4	Tobacco User/Non-Tobacco User	50	503.28	515.86
16322PA0050030	Rating Area 4	Tobacco User/Non-Tobacco User	51	525.54	538.68
16322PA0050030	Rating Area 4	Tobacco User/Non-Tobacco User	52	550.05	563.81
16322PA0050030	Rating Area 4	Tobacco User/Non-Tobacco User	53	574.85	589.22
16322PA0050030	Rating Area 4	Tobacco User/Non-Tobacco User	54	601.62	616.66
16322PA0050030	Rating Area 4	Tobacco User/Non-Tobacco User	55	628.39	644.10
16322PA0050030	Rating Area 4	Tobacco User/Non-Tobacco User	56	657.42	673.85
16322PA0050030	Rating Area 4	Tobacco User/Non-Tobacco User	57	686.72	703.89
16322PA0050030	Rating Area 4	Tobacco User/Non-Tobacco User	58	718.00	735.95
16322PA0050030	Rating Area 4	Tobacco User/Non-Tobacco User	59	733.50	751.84
16322PA0050030	Rating Area 4	Tobacco User/Non-Tobacco User	60	764.78	783.90
16322PA0050030	Rating Area 4	Tobacco User/Non-Tobacco User	61	791.83	811.63
16322PA0050030	Rating Area 4	Tobacco User/Non-Tobacco User	62	809.58	829.82
16322PA0050030	Rating Area 4	Tobacco User/Non-Tobacco User	63	831.84	852.64
16322PA0050030	Rating Area 4	Tobacco User/Non-Tobacco User	64 and over	845.37	866.50
16322PA0050031	Rating Area 4	Tobacco User/Non-Tobacco User	0-14	216.25	216.25
16322PA0050031	Rating Area 4	Tobacco User/Non-Tobacco User	15	235.47	235.47
16322PA0050031	Rating Area 4	Tobacco User/Non-Tobacco User	16	242.82	242.82
16322PA0050031	Rating Area 4	Tobacco User/Non-Tobacco User	17	250.17	250.17
16322PA0050031	Rating Area 4	Tobacco User/Non-Tobacco User	18	258.09	264.54
16322PA0050031	Rating Area 4	Tobacco User/Non-Tobacco User	19	266.00	272.65
16322PA0050031	Rating Area 4	Tobacco User/Non-Tobacco User	20	274.20	281.05
16322PA0050031	Rating Area 4	Tobacco User/Non-Tobacco User	21	282.68	289.75
16322PA0050031	Rating Area 4	Tobacco User/Non-Tobacco User	22	282.68	289.75
16322PA0050031	Rating Area 4	Tobacco User/Non-Tobacco User	23	282.68	289.75
16322PA0050031	Rating Area 4	Tobacco User/Non-Tobacco User	24	282.68	289.75
16322PA0050031	Rating Area 4	Tobacco User/Non-Tobacco User	25	283.81	290.91
16322PA0050031	Rating Area 4	Tobacco User/Non-Tobacco User	26	289.46	296.70
16322PA0050031	Rating Area 4	Tobacco User/Non-Tobacco User	27	296.25	303.65
16322PA0050031	Rating Area 4	Tobacco User/Non-Tobacco User	28	307.27	314.95
16322PA0050031	Rating Area 4	Tobacco User/Non-Tobacco User	29	316.32	324.23
16322PA0050031	Rating Area 4	Tobacco User/Non-Tobacco User	30	320.84	328.86
16322PA0050031	Rating Area 4	Tobacco User/Non-Tobacco User	31	327.63	335.82
16322PA0050031	Rating Area 4	Tobacco User/Non-Tobacco User	32	334.41	342.77
16322PA0050031	Rating Area 4	Tobacco User/Non-Tobacco User	33	338.65	347.12
16322PA0050031	Rating Area 4	Tobacco User/Non-Tobacco User	34	343.17	351.75
16322PA0050031	Rating Area 4	Tobacco User/Non-Tobacco User	35	345.43	354.07
16322PA0050031	Rating Area 4	Tobacco User/Non-Tobacco User	36	347.70	356.39
16322PA0050031	Rating Area 4	Tobacco User/Non-Tobacco User	37	349.96	358.71
16322PA0050031	Rating Area 4	Tobacco User/Non-Tobacco User	38	352.22	361.02
16322PA0050031	Rating Area 4	Tobacco User/Non-Tobacco User	39	356.74	365.66
16322PA0050031	Rating Area 4	Tobacco User/Non-Tobacco User	40	361.27	370.30
16322PA0050031	Rating Area 4	Tobacco User/Non-Tobacco User	41	368.05	377.25
16322PA0050031	Rating Area 4	Tobacco User/Non-Tobacco User	42	374.55	383.91
16322PA0050031	Rating Area 4	Tobacco User/Non-Tobacco User	43	383.60	393.19
16322PA0050031	Rating Area 4	Tobacco User/Non-Tobacco User	44	394.90	404.78
16322PA0050031	Rating Area 4	Tobacco User/Non-Tobacco User	45	408.19	418.39
16322PA0050031	Rating Area 4	Tobacco User/Non-Tobacco User	46	424.02	434.62
16322PA0050031	Rating Area 4	Tobacco User/Non-Tobacco User	47	441.83	452.87
16322PA0050031	Rating Area 4	Tobacco User/Non-Tobacco User	48	462.18	473.74
16322PA0050031	Rating Area 4	Tobacco User/Non-Tobacco User	49	482.25	494.31
16322PA0050031	Rating Area 4	Tobacco User/Non-Tobacco User	50	504.87	517.49
16322PA0050031	Rating Area 4	Tobacco User/Non-Tobacco User	51	527.20	540.38
16322PA0050031	Rating Area 4	Tobacco User/Non-Tobacco User	52	551.79	565.59
16322PA0050031	Rating Area 4	Tobacco User/Non-Tobacco User	53	576.67	591.08
16322PA0050031	Rating Area 4	Tobacco User/Non-Tobacco User	54	603.52	618.61
16322PA0050031	Rating Area 4	Tobacco User/Non-Tobacco User	55	630.38	646.14
16322PA0050031	Rating Area 4	Tobacco User/Non-Tobacco User	56	659.49	675.98
16322PA0050031	Rating Area 4	Tobacco User/Non-Tobacco User	57	688.89	706.11
16322PA0050031	Rating Area 4	Tobacco User/Non-Tobacco User	58	720.27	738.28
16322PA0050031	Rating Area 4	Tobacco User/Non-Tobacco User	59	735.82	754.21
16322PA0050031	Rating Area 4	Tobacco User/Non-Tobacco User	60	767.19	786.37
16322PA0050031	Rating Area 4	Tobacco User/Non-Tobacco User	61	794.33	814.19
16322PA0050031	Rating Area 4	Tobacco User/Non-Tobacco User	62	812.14	832.44
16322PA0050031	Rating Area 4	Tobacco User/Non-Tobacco User	63	834.47	855.33
16322PA0050031	Rating Area 4	Tobacco User/Non-Tobacco User	64 and over	848.04	869.24
16322PA0050033	Rating Area 4	Tobacco User/Non-Tobacco User	0-14	225.82	225.82
16322PA0050033	Rating Area 4	Tobacco User/Non-Tobacco User	15	245.89	245.89
16322PA0050033	Rating Area 4	Tobacco User/Non-Tobacco User	16	253.57	253.57
16322PA0050033	Rating Area 4	Tobacco User/Non-Tobacco User	17	261.24	261.24
16322PA0050033	Rating Area 4	Tobacco User/Non-Tobacco User	18	269.51	276.25
16322PA0050033	Rating Area 4	Tobacco User/Non-Tobacco User	19	277.77	284.72
16322PA0050033	Rating Area 4	Tobacco User/Non-Tobacco User	20	286.33	293.49
16322PA0050033	Rating Area 4	Tobacco User/Non-Tobacco User	21	295.19	302.57
16322PA0050033	Rating Area 4	Tobacco User/Non-Tobacco User	22	295.19	302.57
16322PA0050033	Rating Area 4	Tobacco User/Non-Tobacco User	23	295.19	302.57
16322PA0050033	Rating Area 4	Tobacco User/Non-Tobacco User	24	295.19	302.57
16322PA0050033	Rating Area 4	Tobacco User/Non-Tobacco User	25	296.37	303.78
16322PA0050033	Rating Area 4	Tobacco User/Non-Tobacco User	26	302.27	309.83
16322PA0050033	Rating Area 4	Tobacco User/Non-Tobacco User	27	309.36	317.09
16322PA0050033	Rating Area 4	Tobacco User/Non-Tobacco User	28	320.87	328.89
16322PA0050033	Rating Area 4	Tobacco User/Non-Tobacco User	29	330.32	338.58
16322PA0050033	Rating Area 4	Tobacco User/Non-Tobacco User	30	335.04	343.42
16322PA0050033	Rating Area 4	Tobacco User/Non-Tobacco User	31	342.13	350.68
16322PA0050033	Rating Area 4	Tobacco User/Non-Tobacco User	32	349.21	357.94
16322PA0050033	Rating Area 4	Tobacco User/Non-Tobacco User	33	353.64	362.48
16322PA0050033	Rating Area 4	Tobacco User/Non-Tobacco User	34	358.36	367.32
16322PA0050033	Rating Area 4	Tobacco User/Non-Tobacco User	35	360.72	369.74
16322PA0050033	Rating Area 4	Tobacco User/Non-Tobacco User	36	363.08	372.16
16322PA0050033	Rating Area 4	Tobacco User/Non-Tobacco User	37	365.45	374.58
16322PA0050033	Rating Area 4	Tobacco User/Non-Tobacco User	38	367.81	377.00
16322PA0050033	Rating Area 4	Tobacco User/Non-Tobacco User	39	372.53	381.84
16322PA0050033	Rating Area 4	Tobacco User/Non-Tobacco User	40	377.25	386.68
16322PA0050033	Rating Area 4	Tobacco User/Non-Tobacco User	41	384.34	393.95
16322PA0050033	Rating Area 4	Tobacco User/Non-Tobacco User	42	391.13	400.90
16322PA0050033	Rating Area 4	Tobacco User/Non-Tobacco User	43	400.57	410.59
16322PA0050033	Rating Area 4	Tobacco User/Non-Tobacco User	44	412.38	422.69
16322PA0050033	Rating Area 4	Tobacco User/Non-Tobacco User	45	426.25	436.91
16322PA0050033	Rating Area 4	Tobacco User/Non-Tobacco User	46	442.79	453.85
16322PA0050033	Rating Area 4	Tobacco User/Non-Tobacco User	47	461.38	472.92
16322PA0050033	Rating Area 4	Tobacco User/Non-Tobacco User	48	482.64	494.70
16322PA0050033	Rating Area 4	Tobacco User/Non-Tobacco User	49	503.59	516.18
16322PA0050033	Rating Area 4	Tobacco User/Non-Tobacco User	50	527.21	540.39
16322PA0050033	Rating Area 4	Tobacco User/Non-Tobacco User	51	550.53	564.29
16322PA0050033	Rating Area 4	Tobacco User/Non-Tobacco User	52	576.21	590.62
16322PA0050033	Rating Area 4	Tobacco User/Non-Tobacco User	53	602.19	617.24
16322PA0050033	Rating Area 4	Tobacco User/Non-Tobacco User	54	630.23	645.99
16322PA0050033	Rating Area 4	Tobacco User/Non-Tobacco User	55	658.27	674.73
16322PA0050033	Rating Area 4	Tobacco User/Non-Tobacco User	56	688.68	705.90
16322PA0050033	Rating Area 4	Tobacco User/Non-Tobacco User	57	719.38	737.36
16322PA0050033	Rating Area 4	Tobacco User/Non-Tobacco User	58	752.14	770.95
16322PA0050033	Rating Area 4	Tobacco User/Non-Tobacco User	59	768.38	787.59
16322PA0050033	Rating Area 4	Tobacco User/Non-Tobacco User	60	801.15	821.17
16322PA0050033	Rating Area 4	Tobacco User/Non-Tobacco User	61	829.48	850.22
16322PA0050033	Rating Area 4	Tobacco User/Non-Tobacco User	62	848.08	869.28
16322PA0050033	Rating Area 4	Tobacco User/Non-Tobacco User	63	871.40	893.19
16322PA0050033	Rating Area 4	Tobacco User/Non-Tobacco User	64 and over	885.57	907.71
16322PA0050100	Rating Area 1	Tobacco User/Non-Tobacco User	0-14	146.88	146.88
16322PA0050100	Rating Area 1	Tobacco User/Non-Tobacco User	15	159.94	159.94
16322PA0050100	Rating Area 1	Tobacco User/Non-Tobacco User	16	164.93	164.93
16322PA0050100	Rating Area 1	Tobacco User/Non-Tobacco User	17	169.92	169.92

16322PA0050100	Rating Area 1	Tobacco User/Non-Tobacco User	18	175.30	179.68
16322PA0050100	Rating Area 1	Tobacco User/Non-Tobacco User	19	180.67	185.19
16322PA0050100	Rating Area 1	Tobacco User/Non-Tobacco User	20	186.24	190.90
16322PA0050100	Rating Area 1	Tobacco User/Non-Tobacco User	21	192.00	196.80
16322PA0050100	Rating Area 1	Tobacco User/Non-Tobacco User	22	192.00	196.80
16322PA0050100	Rating Area 1	Tobacco User/Non-Tobacco User	23	192.00	196.80
16322PA0050100	Rating Area 1	Tobacco User/Non-Tobacco User	24	192.00	196.80
16322PA0050100	Rating Area 1	Tobacco User/Non-Tobacco User	25	192.77	197.59
16322PA0050100	Rating Area 1	Tobacco User/Non-Tobacco User	26	196.61	201.52
16322PA0050100	Rating Area 1	Tobacco User/Non-Tobacco User	27	201.22	206.25
16322PA0050100	Rating Area 1	Tobacco User/Non-Tobacco User	28	208.70	213.92
16322PA0050100	Rating Area 1	Tobacco User/Non-Tobacco User	29	214.85	220.22
16322PA0050100	Rating Area 1	Tobacco User/Non-Tobacco User	30	217.92	223.37
16322PA0050100	Rating Area 1	Tobacco User/Non-Tobacco User	31	222.53	228.09
16322PA0050100	Rating Area 1	Tobacco User/Non-Tobacco User	32	227.14	232.81
16322PA0050100	Rating Area 1	Tobacco User/Non-Tobacco User	33	230.02	235.77
16322PA0050100	Rating Area 1	Tobacco User/Non-Tobacco User	34	233.09	238.92
16322PA0050100	Rating Area 1	Tobacco User/Non-Tobacco User	35	234.62	240.49
16322PA0050100	Rating Area 1	Tobacco User/Non-Tobacco User	36	236.16	242.06
16322PA0050100	Rating Area 1	Tobacco User/Non-Tobacco User	37	237.70	243.64
16322PA0050100	Rating Area 1	Tobacco User/Non-Tobacco User	38	239.23	245.21
16322PA0050100	Rating Area 1	Tobacco User/Non-Tobacco User	39	242.30	248.36
16322PA0050100	Rating Area 1	Tobacco User/Non-Tobacco User	40	245.38	251.51
16322PA0050100	Rating Area 1	Tobacco User/Non-Tobacco User	41	249.98	256.23
16322PA0050100	Rating Area 1	Tobacco User/Non-Tobacco User	42	254.40	260.76
16322PA0050100	Rating Area 1	Tobacco User/Non-Tobacco User	43	260.54	267.06
16322PA0050100	Rating Area 1	Tobacco User/Non-Tobacco User	44	268.22	274.93
16322PA0050100	Rating Area 1	Tobacco User/Non-Tobacco User	45	277.25	284.18
16322PA0050100	Rating Area 1	Tobacco User/Non-Tobacco User	46	288.00	295.20
16322PA0050100	Rating Area 1	Tobacco User/Non-Tobacco User	47	300.10	307.60
16322PA0050100	Rating Area 1	Tobacco User/Non-Tobacco User	48	313.92	321.77
16322PA0050100	Rating Area 1	Tobacco User/Non-Tobacco User	49	327.55	335.74
16322PA0050100	Rating Area 1	Tobacco User/Non-Tobacco User	50	342.91	351.48
16322PA0050100	Rating Area 1	Tobacco User/Non-Tobacco User	51	358.08	367.03
16322PA0050100	Rating Area 1	Tobacco User/Non-Tobacco User	52	374.78	384.15
16322PA0050100	Rating Area 1	Tobacco User/Non-Tobacco User	53	391.68	401.47
16322PA0050100	Rating Area 1	Tobacco User/Non-Tobacco User	54	409.92	420.17
16322PA0050100	Rating Area 1	Tobacco User/Non-Tobacco User	55	428.16	438.86
16322PA0050100	Rating Area 1	Tobacco User/Non-Tobacco User	56	447.94	459.13
16322PA0050100	Rating Area 1	Tobacco User/Non-Tobacco User	57	467.90	479.60
16322PA0050100	Rating Area 1	Tobacco User/Non-Tobacco User	58	489.22	501.45
16322PA0050100	Rating Area 1	Tobacco User/Non-Tobacco User	59	499.78	512.27
16322PA0050100	Rating Area 1	Tobacco User/Non-Tobacco User	60	521.09	534.12
16322PA0050100	Rating Area 1	Tobacco User/Non-Tobacco User	61	539.52	553.01
16322PA0050100	Rating Area 1	Tobacco User/Non-Tobacco User	62	551.62	565.41
16322PA0050100	Rating Area 1	Tobacco User/Non-Tobacco User	63	566.78	580.95
16322PA0050100	Rating Area 1	Tobacco User/Non-Tobacco User	64 and over	576.00	590.40
16322PA0050100	Rating Area 3	Tobacco User/Non-Tobacco User	0-14	185.34	185.34
16322PA0050100	Rating Area 3	Tobacco User/Non-Tobacco User	15	201.82	201.82
16322PA0050100	Rating Area 3	Tobacco User/Non-Tobacco User	16	208.12	208.12
16322PA0050100	Rating Area 3	Tobacco User/Non-Tobacco User	17	214.42	214.42
16322PA0050100	Rating Area 3	Tobacco User/Non-Tobacco User	18	221.20	226.73
16322PA0050100	Rating Area 3	Tobacco User/Non-Tobacco User	19	227.99	233.69
16322PA0050100	Rating Area 3	Tobacco User/Non-Tobacco User	20	235.01	240.89
16322PA0050100	Rating Area 3	Tobacco User/Non-Tobacco User	21	242.28	248.34
16322PA0050100	Rating Area 3	Tobacco User/Non-Tobacco User	22	242.28	248.34
16322PA0050100	Rating Area 3	Tobacco User/Non-Tobacco User	23	242.28	248.34
16322PA0050100	Rating Area 3	Tobacco User/Non-Tobacco User	24	242.28	248.34
16322PA0050100	Rating Area 3	Tobacco User/Non-Tobacco User	25	243.25	249.33
16322PA0050100	Rating Area 3	Tobacco User/Non-Tobacco User	26	248.09	254.30
16322PA0050100	Rating Area 3	Tobacco User/Non-Tobacco User	27	253.91	260.26
16322PA0050100	Rating Area 3	Tobacco User/Non-Tobacco User	28	263.36	269.94
16322PA0050100	Rating Area 3	Tobacco User/Non-Tobacco User	29	271.11	277.89
16322PA0050100	Rating Area 3	Tobacco User/Non-Tobacco User	30	274.99	281.86
16322PA0050100	Rating Area 3	Tobacco User/Non-Tobacco User	31	280.80	287.82
16322PA0050100	Rating Area 3	Tobacco User/Non-Tobacco User	32	286.62	293.78
16322PA0050100	Rating Area 3	Tobacco User/Non-Tobacco User	33	290.25	297.51
16322PA0050100	Rating Area 3	Tobacco User/Non-Tobacco User	34	294.13	301.48
16322PA0050100	Rating Area 3	Tobacco User/Non-Tobacco User	35	296.07	303.47
16322PA0050100	Rating Area 3	Tobacco User/Non-Tobacco User	36	298.00	305.45
16322PA0050100	Rating Area 3	Tobacco User/Non-Tobacco User	37	299.94	307.44
16322PA0050100	Rating Area 3	Tobacco User/Non-Tobacco User	38	301.88	309.43
16322PA0050100	Rating Area 3	Tobacco User/Non-Tobacco User	39	305.76	313.40
16322PA0050100	Rating Area 3	Tobacco User/Non-Tobacco User	40	309.63	317.37
16322PA0050100	Rating Area 3	Tobacco User/Non-Tobacco User	41	315.45	323.33
16322PA0050100	Rating Area 3	Tobacco User/Non-Tobacco User	42	321.02	329.05
16322PA0050100	Rating Area 3	Tobacco User/Non-Tobacco User	43	328.77	336.99
16322PA0050100	Rating Area 3	Tobacco User/Non-Tobacco User	44	338.47	346.93
16322PA0050100	Rating Area 3	Tobacco User/Non-Tobacco User	45	349.85	358.60
16322PA0050100	Rating Area 3	Tobacco User/Non-Tobacco User	46	363.42	372.51
16322PA0050100	Rating Area 3	Tobacco User/Non-Tobacco User	47	378.68	388.15
16322PA0050100	Rating Area 3	Tobacco User/Non-Tobacco User	48	396.13	406.03
16322PA0050100	Rating Area 3	Tobacco User/Non-Tobacco User	49	413.33	423.66
16322PA0050100	Rating Area 3	Tobacco User/Non-Tobacco User	50	432.71	443.53
16322PA0050100	Rating Area 3	Tobacco User/Non-Tobacco User	51	451.85	463.15
16322PA0050100	Rating Area 3	Tobacco User/Non-Tobacco User	52	472.93	484.75
16322PA0050100	Rating Area 3	Tobacco User/Non-Tobacco User	53	494.25	506.61
16322PA0050100	Rating Area 3	Tobacco User/Non-Tobacco User	54	517.27	530.20
16322PA0050100	Rating Area 3	Tobacco User/Non-Tobacco User	55	540.28	553.79
16322PA0050100	Rating Area 3	Tobacco User/Non-Tobacco User	56	565.24	579.37
16322PA0050100	Rating Area 3	Tobacco User/Non-Tobacco User	57	590.44	605.20
16322PA0050100	Rating Area 3	Tobacco User/Non-Tobacco User	58	617.33	632.76
16322PA0050100	Rating Area 3	Tobacco User/Non-Tobacco User	59	630.65	646.42
16322PA0050100	Rating Area 3	Tobacco User/Non-Tobacco User	60	657.55	673.99
16322PA0050100	Rating Area 3	Tobacco User/Non-Tobacco User	61	680.81	697.83
16322PA0050100	Rating Area 3	Tobacco User/Non-Tobacco User	62	696.07	713.47
16322PA0050100	Rating Area 3	Tobacco User/Non-Tobacco User	63	715.21	733.09
16322PA0050100	Rating Area 3	Tobacco User/Non-Tobacco User	64 and over	726.84	745.01
16322PA0050100	Rating Area 4	Tobacco User/Non-Tobacco User	0-14	146.88	146.88
16322PA0050100	Rating Area 4	Tobacco User/Non-Tobacco User	15	159.94	159.94
16322PA0050100	Rating Area 4	Tobacco User/Non-Tobacco User	16	164.93	164.93
16322PA0050100	Rating Area 4	Tobacco User/Non-Tobacco User	17	169.92	169.92
16322PA0050100	Rating Area 4	Tobacco User/Non-Tobacco User	18	175.30	179.68
16322PA0050100	Rating Area 4	Tobacco User/Non-Tobacco User	19	180.67	185.19
16322PA0050100	Rating Area 4	Tobacco User/Non-Tobacco User	20	186.24	190.90
16322PA0050100	Rating Area 4	Tobacco User/Non-Tobacco User	21	192.00	196.80
16322PA0050100	Rating Area 4	Tobacco User/Non-Tobacco User	22	192.00	196.80
16322PA0050100	Rating Area 4	Tobacco User/Non-Tobacco User	23	192.00	196.80
16322PA0050100	Rating Area 4	Tobacco User/Non-Tobacco User	24	192.00	196.80
16322PA0050100	Rating Area 4	Tobacco User/Non-Tobacco User	25	192.77	197.59
16322PA0050100	Rating Area 4	Tobacco User/Non-Tobacco User	26	196.61	201.52
16322PA0050100	Rating Area 4	Tobacco User/Non-Tobacco User	27	201.22	206.25
16322PA0050100	Rating Area 4	Tobacco User/Non-Tobacco User	28	208.70	213.92
16322PA0050100	Rating Area 4	Tobacco User/Non-Tobacco User	29	214.85	220.22
16322PA0050100	Rating Area 4	Tobacco User/Non-Tobacco User	30	217.92	223.37
16322PA0050100	Rating Area 4	Tobacco User/Non-Tobacco User	31	222.53	228.09
16322PA0050100	Rating Area 4	Tobacco User/Non-Tobacco User	32	227.14	232.81
16322PA0050100	Rating Area 4	Tobacco User/Non-Tobacco User	33	230.02	235.77
16322PA0050100	Rating Area 4	Tobacco User/Non-Tobacco User	34	233.09	238.92
16322PA0050100	Rating Area 4	Tobacco User/Non-Tobacco User	35	234.62	240.49
16322PA0050100	Rating Area 4	Tobacco User/Non-Tobacco User	36	236.16	242.06
16322PA0050100	Rating Area 4	Tobacco User/Non-Tobacco User	37	237.70	243.64
16322PA0050100	Rating Area 4	Tobacco User/Non-Tobacco User	38	239.23	245.21
16322PA0050100	Rating Area 4	Tobacco User/Non-Tobacco User	39	242.30	248.36
16322PA0050100	Rating Area 4	Tobacco User/Non-Tobacco User	40	245.38	251.51
16322PA0050100	Rating Area 4	Tobacco User/Non-Tobacco User	41	249.98	256.23
16322PA0050100	Rating Area 4	Tobacco User/Non-Tobacco User	42	254.40	260.76
16322PA0050100	Rating Area 4	Tobacco User/Non-Tobacco User	43	260.54	267.06
16322PA0050100	Rating Area 4	Tobacco User/Non-Tobacco User	44	268.22	274.93
16322PA0050100	Rating Area 4	Tobacco User/Non-Tobacco User	45	277.25	284.18
16322PA0050100	Rating Area 4	Tobacco User/Non-Tobacco User	46	288.00	295.20
16322PA0050100	Rating Area 4	Tobacco User/Non-Tobacco User	47	300.10	307.60

16322PA0050100	Rating Area 4	Tobacco User/Non-Tobacco User	48	313.92	321.77
16322PA0050100	Rating Area 4	Tobacco User/Non-Tobacco User	49	327.55	335.74
16322PA0050100	Rating Area 4	Tobacco User/Non-Tobacco User	50	342.91	351.48
16322PA0050100	Rating Area 4	Tobacco User/Non-Tobacco User	51	358.08	367.03
16322PA0050100	Rating Area 4	Tobacco User/Non-Tobacco User	52	374.78	384.15
16322PA0050100	Rating Area 4	Tobacco User/Non-Tobacco User	53	391.68	401.47
16322PA0050100	Rating Area 4	Tobacco User/Non-Tobacco User	54	409.92	420.17
16322PA0050100	Rating Area 4	Tobacco User/Non-Tobacco User	55	428.16	438.86
16322PA0050100	Rating Area 4	Tobacco User/Non-Tobacco User	56	447.94	459.13
16322PA0050100	Rating Area 4	Tobacco User/Non-Tobacco User	57	467.90	479.60
16322PA0050100	Rating Area 4	Tobacco User/Non-Tobacco User	58	489.22	501.45
16322PA0050100	Rating Area 4	Tobacco User/Non-Tobacco User	59	499.78	512.27
16322PA0050100	Rating Area 4	Tobacco User/Non-Tobacco User	60	521.09	534.12
16322PA0050100	Rating Area 4	Tobacco User/Non-Tobacco User	61	539.52	553.01
16322PA0050100	Rating Area 4	Tobacco User/Non-Tobacco User	62	551.62	565.41
16322PA0050100	Rating Area 4	Tobacco User/Non-Tobacco User	63	566.78	580.95
16322PA0050100	Rating Area 4	Tobacco User/Non-Tobacco User	64 and over	576.00	590.40
16322PA0050100	Rating Area 5	Tobacco User/Non-Tobacco User	0-14	146.88	146.88
16322PA0050100	Rating Area 5	Tobacco User/Non-Tobacco User	15	159.94	159.94
16322PA0050100	Rating Area 5	Tobacco User/Non-Tobacco User	16	164.93	164.93
16322PA0050100	Rating Area 5	Tobacco User/Non-Tobacco User	17	169.92	169.92
16322PA0050100	Rating Area 5	Tobacco User/Non-Tobacco User	18	175.30	179.68
16322PA0050100	Rating Area 5	Tobacco User/Non-Tobacco User	19	180.67	185.19
16322PA0050100	Rating Area 5	Tobacco User/Non-Tobacco User	20	186.24	190.90
16322PA0050100	Rating Area 5	Tobacco User/Non-Tobacco User	21	192.00	196.80
16322PA0050100	Rating Area 5	Tobacco User/Non-Tobacco User	22	192.00	196.80
16322PA0050100	Rating Area 5	Tobacco User/Non-Tobacco User	23	192.00	196.80
16322PA0050100	Rating Area 5	Tobacco User/Non-Tobacco User	24	192.00	196.80
16322PA0050100	Rating Area 5	Tobacco User/Non-Tobacco User	25	192.77	197.59
16322PA0050100	Rating Area 5	Tobacco User/Non-Tobacco User	26	196.61	201.52
16322PA0050100	Rating Area 5	Tobacco User/Non-Tobacco User	27	201.22	206.25
16322PA0050100	Rating Area 5	Tobacco User/Non-Tobacco User	28	208.70	213.92
16322PA0050100	Rating Area 5	Tobacco User/Non-Tobacco User	29	214.85	220.22
16322PA0050100	Rating Area 5	Tobacco User/Non-Tobacco User	30	217.92	223.37
16322PA0050100	Rating Area 5	Tobacco User/Non-Tobacco User	31	222.53	228.09
16322PA0050100	Rating Area 5	Tobacco User/Non-Tobacco User	32	227.14	232.81
16322PA0050100	Rating Area 5	Tobacco User/Non-Tobacco User	33	230.02	235.77
16322PA0050100	Rating Area 5	Tobacco User/Non-Tobacco User	34	233.09	238.92
16322PA0050100	Rating Area 5	Tobacco User/Non-Tobacco User	35	234.62	240.49
16322PA0050100	Rating Area 5	Tobacco User/Non-Tobacco User	36	236.16	242.06
16322PA0050100	Rating Area 5	Tobacco User/Non-Tobacco User	37	237.70	243.64
16322PA0050100	Rating Area 5	Tobacco User/Non-Tobacco User	38	239.23	245.21
16322PA0050100	Rating Area 5	Tobacco User/Non-Tobacco User	39	242.30	248.36
16322PA0050100	Rating Area 5	Tobacco User/Non-Tobacco User	40	245.38	251.51
16322PA0050100	Rating Area 5	Tobacco User/Non-Tobacco User	41	249.98	256.23
16322PA0050100	Rating Area 5	Tobacco User/Non-Tobacco User	42	254.40	260.76
16322PA0050100	Rating Area 5	Tobacco User/Non-Tobacco User	43	260.54	267.06
16322PA0050100	Rating Area 5	Tobacco User/Non-Tobacco User	44	268.22	274.93
16322PA0050100	Rating Area 5	Tobacco User/Non-Tobacco User	45	277.25	284.18
16322PA0050100	Rating Area 5	Tobacco User/Non-Tobacco User	46	288.00	295.20
16322PA0050100	Rating Area 5	Tobacco User/Non-Tobacco User	47	300.10	307.60
16322PA0050100	Rating Area 5	Tobacco User/Non-Tobacco User	48	313.92	321.77
16322PA0050100	Rating Area 5	Tobacco User/Non-Tobacco User	49	327.55	335.74
16322PA0050100	Rating Area 5	Tobacco User/Non-Tobacco User	50	342.91	351.48
16322PA0050100	Rating Area 5	Tobacco User/Non-Tobacco User	51	358.08	367.03
16322PA0050100	Rating Area 5	Tobacco User/Non-Tobacco User	52	374.78	384.15
16322PA0050100	Rating Area 5	Tobacco User/Non-Tobacco User	53	391.68	401.47
16322PA0050100	Rating Area 5	Tobacco User/Non-Tobacco User	54	409.92	420.17
16322PA0050100	Rating Area 5	Tobacco User/Non-Tobacco User	55	428.16	438.86
16322PA0050100	Rating Area 5	Tobacco User/Non-Tobacco User	56	447.94	459.13
16322PA0050100	Rating Area 5	Tobacco User/Non-Tobacco User	57	467.90	479.60
16322PA0050100	Rating Area 5	Tobacco User/Non-Tobacco User	58	489.22	501.45
16322PA0050100	Rating Area 5	Tobacco User/Non-Tobacco User	59	499.78	512.27
16322PA0050100	Rating Area 5	Tobacco User/Non-Tobacco User	60	521.09	534.12
16322PA0050100	Rating Area 5	Tobacco User/Non-Tobacco User	61	539.52	553.01
16322PA0050100	Rating Area 5	Tobacco User/Non-Tobacco User	62	551.62	565.41
16322PA0050100	Rating Area 5	Tobacco User/Non-Tobacco User	63	566.78	580.95
16322PA0050100	Rating Area 5	Tobacco User/Non-Tobacco User	64 and over	576.00	590.40
16322PA0050101	Rating Area 4	Tobacco User/Non-Tobacco User	0-14	155.16	155.16
16322PA0050101	Rating Area 4	Tobacco User/Non-Tobacco User	15	168.96	168.96
16322PA0050101	Rating Area 4	Tobacco User/Non-Tobacco User	16	174.23	174.23
16322PA0050101	Rating Area 4	Tobacco User/Non-Tobacco User	17	179.50	179.50
16322PA0050101	Rating Area 4	Tobacco User/Non-Tobacco User	18	185.18	189.81
16322PA0050101	Rating Area 4	Tobacco User/Non-Tobacco User	19	190.86	195.63
16322PA0050101	Rating Area 4	Tobacco User/Non-Tobacco User	20	196.75	201.66
16322PA0050101	Rating Area 4	Tobacco User/Non-Tobacco User	21	202.83	207.90
16322PA0050101	Rating Area 4	Tobacco User/Non-Tobacco User	22	202.83	207.90
16322PA0050101	Rating Area 4	Tobacco User/Non-Tobacco User	23	202.83	207.90
16322PA0050101	Rating Area 4	Tobacco User/Non-Tobacco User	24	202.83	207.90
16322PA0050101	Rating Area 4	Tobacco User/Non-Tobacco User	25	203.64	208.73
16322PA0050101	Rating Area 4	Tobacco User/Non-Tobacco User	26	207.70	212.89
16322PA0050101	Rating Area 4	Tobacco User/Non-Tobacco User	27	212.57	217.88
16322PA0050101	Rating Area 4	Tobacco User/Non-Tobacco User	28	220.48	225.99
16322PA0050101	Rating Area 4	Tobacco User/Non-Tobacco User	29	226.97	232.64
16322PA0050101	Rating Area 4	Tobacco User/Non-Tobacco User	30	230.21	235.97
16322PA0050101	Rating Area 4	Tobacco User/Non-Tobacco User	31	235.08	240.96
16322PA0050101	Rating Area 4	Tobacco User/Non-Tobacco User	32	239.95	245.95
16322PA0050101	Rating Area 4	Tobacco User/Non-Tobacco User	33	242.99	249.07
16322PA0050101	Rating Area 4	Tobacco User/Non-Tobacco User	34	246.24	252.39
16322PA0050101	Rating Area 4	Tobacco User/Non-Tobacco User	35	247.86	254.05
16322PA0050101	Rating Area 4	Tobacco User/Non-Tobacco User	36	249.48	255.72
16322PA0050101	Rating Area 4	Tobacco User/Non-Tobacco User	37	251.10	257.38
16322PA0050101	Rating Area 4	Tobacco User/Non-Tobacco User	38	252.73	259.04
16322PA0050101	Rating Area 4	Tobacco User/Non-Tobacco User	39	255.97	262.37
16322PA0050101	Rating Area 4	Tobacco User/Non-Tobacco User	40	259.22	265.70
16322PA0050101	Rating Area 4	Tobacco User/Non-Tobacco User	41	264.08	270.69
16322PA0050101	Rating Area 4	Tobacco User/Non-Tobacco User	42	268.75	275.47
16322PA0050101	Rating Area 4	Tobacco User/Non-Tobacco User	43	275.24	282.12
16322PA0050101	Rating Area 4	Tobacco User/Non-Tobacco User	44	283.35	290.44
16322PA0050101	Rating Area 4	Tobacco User/Non-Tobacco User	45	292.89	300.21
16322PA0050101	Rating Area 4	Tobacco User/Non-Tobacco User	46	304.25	311.85
16322PA0050101	Rating Area 4	Tobacco User/Non-Tobacco User	47	317.02	324.95
16322PA0050101	Rating Area 4	Tobacco User/Non-Tobacco User	48	331.63	339.92
16322PA0050101	Rating Area 4	Tobacco User/Non-Tobacco User	49	346.03	354.68
16322PA0050101	Rating Area 4	Tobacco User/Non-Tobacco User	50	362.25	371.31
16322PA0050101	Rating Area 4	Tobacco User/Non-Tobacco User	51	378.28	387.73
16322PA0050101	Rating Area 4	Tobacco User/Non-Tobacco User	52	395.92	405.82
16322PA0050101	Rating Area 4	Tobacco User/Non-Tobacco User	53	413.77	424.12
16322PA0050101	Rating Area 4	Tobacco User/Non-Tobacco User	54	433.04	443.87
16322PA0050101	Rating Area 4	Tobacco User/Non-Tobacco User	55	452.31	463.62
16322PA0050101	Rating Area 4	Tobacco User/Non-Tobacco User	56	473.20	485.03
16322PA0050101	Rating Area 4	Tobacco User/Non-Tobacco User	57	494.30	506.65
16322PA0050101	Rating Area 4	Tobacco User/Non-Tobacco User	58	516.81	529.73
16322PA0050101	Rating Area 4	Tobacco User/Non-Tobacco User	59	527.97	541.17
16322PA0050101	Rating Area 4	Tobacco User/Non-Tobacco User	60	550.48	564.24
16322PA0050101	Rating Area 4	Tobacco User/Non-Tobacco User	61	569.95	584.20
16322PA0050101	Rating Area 4	Tobacco User/Non-Tobacco User	62	582.73	597.30
16322PA0050101	Rating Area 4	Tobacco User/Non-Tobacco User	63	598.75	613.72
16322PA0050101	Rating Area 4	Tobacco User/Non-Tobacco User	64 and over	608.49	623.70
16322PA0050102	Rating Area 1	Tobacco User/Non-Tobacco User	0-14	204.81	204.81
16322PA0050102	Rating Area 1	Tobacco User/Non-Tobacco User	15	223.01	223.01
16322PA0050102	Rating Area 1	Tobacco User/Non-Tobacco User	16	229.97	229.97
16322PA0050102	Rating Area 1	Tobacco User/Non-Tobacco User	17	236.93	236.93
16322PA0050102	Rating Area 1	Tobacco User/Non-Tobacco User	18	244.43	250.54
16322PA0050102	Rating Area 1	Tobacco User/Non-Tobacco User	19	251.92	258.22
16322PA0050102	Rating Area 1	Tobacco User/Non-Tobacco User	20	259.69	266.18
16322PA0050102	Rating Area 1	Tobacco User/Non-Tobacco User	21	267.72	274.41
16322PA0050102	Rating Area 1	Tobacco User/Non-Tobacco User	22	267.72	274.41
16322PA0050102	Rating Area 1	Tobacco User/Non-Tobacco User	23	267.72	274.41
16322PA0050102	Rating Area 1	Tobacco User/Non-Tobacco User	24	267.72	274.41
16322PA0050102	Rating Area 1	Tobacco User/Non-Tobacco User	25	268.79	275.51
16322PA0050102	Rating Area 1	Tobacco User/Non-Tobacco User	26	274.15	281.00

16322PA0050102	Rating Area 1	Tobacco User/Non-Tobacco User	27	280.57	287.58
16322PA0050102	Rating Area 1	Tobacco User/Non-Tobacco User	28	291.01	298.29
16322PA0050102	Rating Area 1	Tobacco User/Non-Tobacco User	29	299.58	307.07
16322PA0050102	Rating Area 1	Tobacco User/Non-Tobacco User	30	303.86	311.46
16322PA0050102	Rating Area 1	Tobacco User/Non-Tobacco User	31	310.29	318.04
16322PA0050102	Rating Area 1	Tobacco User/Non-Tobacco User	32	316.71	324.63
16322PA0050102	Rating Area 1	Tobacco User/Non-Tobacco User	33	320.73	328.75
16322PA0050102	Rating Area 1	Tobacco User/Non-Tobacco User	34	325.01	333.14
16322PA0050102	Rating Area 1	Tobacco User/Non-Tobacco User	35	327.15	335.33
16322PA0050102	Rating Area 1	Tobacco User/Non-Tobacco User	36	329.30	337.53
16322PA0050102	Rating Area 1	Tobacco User/Non-Tobacco User	37	331.44	339.72
16322PA0050102	Rating Area 1	Tobacco User/Non-Tobacco User	38	333.58	341.92
16322PA0050102	Rating Area 1	Tobacco User/Non-Tobacco User	39	337.86	346.31
16322PA0050102	Rating Area 1	Tobacco User/Non-Tobacco User	40	342.15	350.70
16322PA0050102	Rating Area 1	Tobacco User/Non-Tobacco User	41	348.57	357.29
16322PA0050102	Rating Area 1	Tobacco User/Non-Tobacco User	42	354.73	363.60
16322PA0050102	Rating Area 1	Tobacco User/Non-Tobacco User	43	363.30	372.38
16322PA0050102	Rating Area 1	Tobacco User/Non-Tobacco User	44	374.00	383.35
16322PA0050102	Rating Area 1	Tobacco User/Non-Tobacco User	45	386.59	396.25
16322PA0050102	Rating Area 1	Tobacco User/Non-Tobacco User	46	401.58	411.62
16322PA0050102	Rating Area 1	Tobacco User/Non-Tobacco User	47	418.45	428.91
16322PA0050102	Rating Area 1	Tobacco User/Non-Tobacco User	48	437.72	448.67
16322PA0050102	Rating Area 1	Tobacco User/Non-Tobacco User	49	456.73	468.15
16322PA0050102	Rating Area 1	Tobacco User/Non-Tobacco User	50	478.15	490.10
16322PA0050102	Rating Area 1	Tobacco User/Non-Tobacco User	51	499.30	511.78
16322PA0050102	Rating Area 1	Tobacco User/Non-Tobacco User	52	522.59	535.65
16322PA0050102	Rating Area 1	Tobacco User/Non-Tobacco User	53	546.15	559.80
16322PA0050102	Rating Area 1	Tobacco User/Non-Tobacco User	54	571.58	585.87
16322PA0050102	Rating Area 1	Tobacco User/Non-Tobacco User	55	597.02	611.94
16322PA0050102	Rating Area 1	Tobacco User/Non-Tobacco User	56	624.59	640.21
16322PA0050102	Rating Area 1	Tobacco User/Non-Tobacco User	57	652.43	668.74
16322PA0050102	Rating Area 1	Tobacco User/Non-Tobacco User	58	682.15	699.20
16322PA0050102	Rating Area 1	Tobacco User/Non-Tobacco User	59	696.88	714.30
16322PA0050102	Rating Area 1	Tobacco User/Non-Tobacco User	60	726.59	744.76
16322PA0050102	Rating Area 1	Tobacco User/Non-Tobacco User	61	752.29	771.10
16322PA0050102	Rating Area 1	Tobacco User/Non-Tobacco User	62	769.16	788.39
16322PA0050102	Rating Area 1	Tobacco User/Non-Tobacco User	63	790.31	810.07
16322PA0050102	Rating Area 1	Tobacco User/Non-Tobacco User	64 and over	803.16	823.24
16322PA0050102	Rating Area 3	Tobacco User/Non-Tobacco User	0-14	258.44	258.44
16322PA0050102	Rating Area 3	Tobacco User/Non-Tobacco User	15	281.41	281.41
16322PA0050102	Rating Area 3	Tobacco User/Non-Tobacco User	16	290.20	290.20
16322PA0050102	Rating Area 3	Tobacco User/Non-Tobacco User	17	298.98	298.98
16322PA0050102	Rating Area 3	Tobacco User/Non-Tobacco User	18	308.44	316.15
16322PA0050102	Rating Area 3	Tobacco User/Non-Tobacco User	19	317.90	325.85
16322PA0050102	Rating Area 3	Tobacco User/Non-Tobacco User	20	327.70	335.89
16322PA0050102	Rating Area 3	Tobacco User/Non-Tobacco User	21	337.83	346.28
16322PA0050102	Rating Area 3	Tobacco User/Non-Tobacco User	22	337.83	346.28
16322PA0050102	Rating Area 3	Tobacco User/Non-Tobacco User	23	337.83	346.28
16322PA0050102	Rating Area 3	Tobacco User/Non-Tobacco User	24	337.83	346.28
16322PA0050102	Rating Area 3	Tobacco User/Non-Tobacco User	25	339.18	347.66
16322PA0050102	Rating Area 3	Tobacco User/Non-Tobacco User	26	345.94	354.59
16322PA0050102	Rating Area 3	Tobacco User/Non-Tobacco User	27	354.05	362.90
16322PA0050102	Rating Area 3	Tobacco User/Non-Tobacco User	28	367.22	376.40
16322PA0050102	Rating Area 3	Tobacco User/Non-Tobacco User	29	378.03	387.48
16322PA0050102	Rating Area 3	Tobacco User/Non-Tobacco User	30	383.44	393.02
16322PA0050102	Rating Area 3	Tobacco User/Non-Tobacco User	31	391.54	401.33
16322PA0050102	Rating Area 3	Tobacco User/Non-Tobacco User	32	399.65	409.64
16322PA0050102	Rating Area 3	Tobacco User/Non-Tobacco User	33	404.72	414.84
16322PA0050102	Rating Area 3	Tobacco User/Non-Tobacco User	34	410.13	420.38
16322PA0050102	Rating Area 3	Tobacco User/Non-Tobacco User	35	412.83	423.15
16322PA0050102	Rating Area 3	Tobacco User/Non-Tobacco User	36	415.53	425.92
16322PA0050102	Rating Area 3	Tobacco User/Non-Tobacco User	37	418.23	428.69
16322PA0050102	Rating Area 3	Tobacco User/Non-Tobacco User	38	420.94	431.46
16322PA0050102	Rating Area 3	Tobacco User/Non-Tobacco User	39	426.34	437.00
16322PA0050102	Rating Area 3	Tobacco User/Non-Tobacco User	40	431.75	442.54
16322PA0050102	Rating Area 3	Tobacco User/Non-Tobacco User	41	439.85	450.85
16322PA0050102	Rating Area 3	Tobacco User/Non-Tobacco User	42	447.62	458.82
16322PA0050102	Rating Area 3	Tobacco User/Non-Tobacco User	43	458.44	469.90
16322PA0050102	Rating Area 3	Tobacco User/Non-Tobacco User	44	471.95	483.75
16322PA0050102	Rating Area 3	Tobacco User/Non-Tobacco User	45	487.83	500.02
16322PA0050102	Rating Area 3	Tobacco User/Non-Tobacco User	46	506.75	519.41
16322PA0050102	Rating Area 3	Tobacco User/Non-Tobacco User	47	528.03	541.23
16322PA0050102	Rating Area 3	Tobacco User/Non-Tobacco User	48	552.35	566.16
16322PA0050102	Rating Area 3	Tobacco User/Non-Tobacco User	49	576.34	590.75
16322PA0050102	Rating Area 3	Tobacco User/Non-Tobacco User	50	603.36	618.45
16322PA0050102	Rating Area 3	Tobacco User/Non-Tobacco User	51	630.05	645.80
16322PA0050102	Rating Area 3	Tobacco User/Non-Tobacco User	52	659.44	675.93
16322PA0050102	Rating Area 3	Tobacco User/Non-Tobacco User	53	689.17	706.40
16322PA0050102	Rating Area 3	Tobacco User/Non-Tobacco User	54	721.27	739.30
16322PA0050102	Rating Area 3	Tobacco User/Non-Tobacco User	55	753.36	772.19
16322PA0050102	Rating Area 3	Tobacco User/Non-Tobacco User	56	788.16	807.86
16322PA0050102	Rating Area 3	Tobacco User/Non-Tobacco User	57	823.29	843.87
16322PA0050102	Rating Area 3	Tobacco User/Non-Tobacco User	58	860.79	882.31
16322PA0050102	Rating Area 3	Tobacco User/Non-Tobacco User	59	879.37	901.36
16322PA0050102	Rating Area 3	Tobacco User/Non-Tobacco User	60	916.87	939.79
16322PA0050102	Rating Area 3	Tobacco User/Non-Tobacco User	61	949.30	973.03
16322PA0050102	Rating Area 3	Tobacco User/Non-Tobacco User	62	970.59	994.85
16322PA0050102	Rating Area 3	Tobacco User/Non-Tobacco User	63	997.27	1022.21
16322PA0050102	Rating Area 3	Tobacco User/Non-Tobacco User	64 and over	1013.49	1038.83
16322PA0050102	Rating Area 4	Tobacco User/Non-Tobacco User	0-14	204.81	204.81
16322PA0050102	Rating Area 4	Tobacco User/Non-Tobacco User	15	223.01	223.01
16322PA0050102	Rating Area 4	Tobacco User/Non-Tobacco User	16	229.97	229.97
16322PA0050102	Rating Area 4	Tobacco User/Non-Tobacco User	17	236.93	236.93
16322PA0050102	Rating Area 4	Tobacco User/Non-Tobacco User	18	244.43	250.54
16322PA0050102	Rating Area 4	Tobacco User/Non-Tobacco User	19	251.92	258.22
16322PA0050102	Rating Area 4	Tobacco User/Non-Tobacco User	20	259.69	266.18
16322PA0050102	Rating Area 4	Tobacco User/Non-Tobacco User	21	267.72	274.41
16322PA0050102	Rating Area 4	Tobacco User/Non-Tobacco User	22	267.72	274.41
16322PA0050102	Rating Area 4	Tobacco User/Non-Tobacco User	23	267.72	274.41
16322PA0050102	Rating Area 4	Tobacco User/Non-Tobacco User	24	267.72	274.41
16322PA0050102	Rating Area 4	Tobacco User/Non-Tobacco User	25	268.79	275.51
16322PA0050102	Rating Area 4	Tobacco User/Non-Tobacco User	26	274.15	281.00
16322PA0050102	Rating Area 4	Tobacco User/Non-Tobacco User	27	280.57	287.58
16322PA0050102	Rating Area 4	Tobacco User/Non-Tobacco User	28	291.01	298.29
16322PA0050102	Rating Area 4	Tobacco User/Non-Tobacco User	29	299.58	307.07
16322PA0050102	Rating Area 4	Tobacco User/Non-Tobacco User	30	303.86	311.46
16322PA0050102	Rating Area 4	Tobacco User/Non-Tobacco User	31	310.29	318.04
16322PA0050102	Rating Area 4	Tobacco User/Non-Tobacco User	32	316.71	324.63
16322PA0050102	Rating Area 4	Tobacco User/Non-Tobacco User	33	320.73	328.75
16322PA0050102	Rating Area 4	Tobacco User/Non-Tobacco User	34	325.01	333.14
16322PA0050102	Rating Area 4	Tobacco User/Non-Tobacco User	35	327.15	335.33
16322PA0050102	Rating Area 4	Tobacco User/Non-Tobacco User	36	329.30	337.53
16322PA0050102	Rating Area 4	Tobacco User/Non-Tobacco User	37	331.44	339.72
16322PA0050102	Rating Area 4	Tobacco User/Non-Tobacco User	38	333.58	341.92
16322PA0050102	Rating Area 4	Tobacco User/Non-Tobacco User	39	337.86	346.31
16322PA0050102	Rating Area 4	Tobacco User/Non-Tobacco User	40	342.15	350.70
16322PA0050102	Rating Area 4	Tobacco User/Non-Tobacco User	41	348.57	357.29
16322PA0050102	Rating Area 4	Tobacco User/Non-Tobacco User	42	354.73	363.60
16322PA0050102	Rating Area 4	Tobacco User/Non-Tobacco User	43	363.30	372.38
16322PA0050102	Rating Area 4	Tobacco User/Non-Tobacco User	44	374.00	383.35
16322PA0050102	Rating Area 4	Tobacco User/Non-Tobacco User	45	386.59	396.25
16322PA0050102	Rating Area 4	Tobacco User/Non-Tobacco User	46	401.58	411.62
16322PA0050102	Rating Area 4	Tobacco User/Non-Tobacco User	47	418.45	428.91
16322PA0050102	Rating Area 4	Tobacco User/Non-Tobacco User	48	437.72	448.67
16322PA0050102	Rating Area 4	Tobacco User/Non-Tobacco User	49	456.73	468.15
16322PA0050102	Rating Area 4	Tobacco User/Non-Tobacco User	50	478.15	490.10
16322PA0050102	Rating Area 4	Tobacco User/Non-Tobacco User	51	499.30	511.78
16322PA0050102	Rating Area 4	Tobacco User/Non-Tobacco User	52	522.59	535.65
16322PA0050102	Rating Area 4	Tobacco User/Non-Tobacco User	53	546.15	559.80
16322PA0050102	Rating Area 4	Tobacco User/Non-Tobacco User	54	571.58	585.87
16322PA0050102	Rating Area 4	Tobacco User/Non-Tobacco User	55	597.02	611.94
16322PA0050102	Rating Area 4	Tobacco User/Non-Tobacco User	56	624.59	640.21

16322PA0050102	Rating Area 4	Tobacco User/Non-Tobacco User	57	652.43	668.74
16322PA0050102	Rating Area 4	Tobacco User/Non-Tobacco User	58	682.15	699.20
16322PA0050102	Rating Area 4	Tobacco User/Non-Tobacco User	59	696.88	714.30
16322PA0050102	Rating Area 4	Tobacco User/Non-Tobacco User	60	726.59	744.76
16322PA0050102	Rating Area 4	Tobacco User/Non-Tobacco User	61	752.29	771.10
16322PA0050102	Rating Area 4	Tobacco User/Non-Tobacco User	62	769.16	788.39
16322PA0050102	Rating Area 4	Tobacco User/Non-Tobacco User	63	790.31	810.07
16322PA0050102	Rating Area 4	Tobacco User/Non-Tobacco User	64 and over	803.16	823.24
16322PA0050102	Rating Area 5	Tobacco User/Non-Tobacco User	0-14	204.81	204.81
16322PA0050102	Rating Area 5	Tobacco User/Non-Tobacco User	15	223.01	223.01
16322PA0050102	Rating Area 5	Tobacco User/Non-Tobacco User	16	229.97	229.97
16322PA0050102	Rating Area 5	Tobacco User/Non-Tobacco User	17	236.93	236.93
16322PA0050102	Rating Area 5	Tobacco User/Non-Tobacco User	18	244.43	250.54
16322PA0050102	Rating Area 5	Tobacco User/Non-Tobacco User	19	251.92	258.22
16322PA0050102	Rating Area 5	Tobacco User/Non-Tobacco User	20	259.69	266.18
16322PA0050102	Rating Area 5	Tobacco User/Non-Tobacco User	21	267.72	274.41
16322PA0050102	Rating Area 5	Tobacco User/Non-Tobacco User	22	267.72	274.41
16322PA0050102	Rating Area 5	Tobacco User/Non-Tobacco User	23	267.72	274.41
16322PA0050102	Rating Area 5	Tobacco User/Non-Tobacco User	24	267.72	274.41
16322PA0050102	Rating Area 5	Tobacco User/Non-Tobacco User	25	268.79	275.51
16322PA0050102	Rating Area 5	Tobacco User/Non-Tobacco User	26	274.15	281.00
16322PA0050102	Rating Area 5	Tobacco User/Non-Tobacco User	27	280.57	287.58
16322PA0050102	Rating Area 5	Tobacco User/Non-Tobacco User	28	291.01	298.29
16322PA0050102	Rating Area 5	Tobacco User/Non-Tobacco User	29	299.58	307.07
16322PA0050102	Rating Area 5	Tobacco User/Non-Tobacco User	30	303.86	311.46
16322PA0050102	Rating Area 5	Tobacco User/Non-Tobacco User	31	310.29	318.04
16322PA0050102	Rating Area 5	Tobacco User/Non-Tobacco User	32	316.71	324.63
16322PA0050102	Rating Area 5	Tobacco User/Non-Tobacco User	33	320.73	328.75
16322PA0050102	Rating Area 5	Tobacco User/Non-Tobacco User	34	325.01	333.14
16322PA0050102	Rating Area 5	Tobacco User/Non-Tobacco User	35	327.15	335.33
16322PA0050102	Rating Area 5	Tobacco User/Non-Tobacco User	36	329.30	337.53
16322PA0050102	Rating Area 5	Tobacco User/Non-Tobacco User	37	331.44	339.72
16322PA0050102	Rating Area 5	Tobacco User/Non-Tobacco User	38	333.58	341.92
16322PA0050102	Rating Area 5	Tobacco User/Non-Tobacco User	39	337.86	346.31
16322PA0050102	Rating Area 5	Tobacco User/Non-Tobacco User	40	342.15	350.70
16322PA0050102	Rating Area 5	Tobacco User/Non-Tobacco User	41	348.57	357.29
16322PA0050102	Rating Area 5	Tobacco User/Non-Tobacco User	42	354.73	363.60
16322PA0050102	Rating Area 5	Tobacco User/Non-Tobacco User	43	363.30	372.38
16322PA0050102	Rating Area 5	Tobacco User/Non-Tobacco User	44	374.00	383.35
16322PA0050102	Rating Area 5	Tobacco User/Non-Tobacco User	45	386.59	396.25
16322PA0050102	Rating Area 5	Tobacco User/Non-Tobacco User	46	401.58	411.62
16322PA0050102	Rating Area 5	Tobacco User/Non-Tobacco User	47	418.45	428.91
16322PA0050102	Rating Area 5	Tobacco User/Non-Tobacco User	48	437.72	448.67
16322PA0050102	Rating Area 5	Tobacco User/Non-Tobacco User	49	456.73	468.15
16322PA0050102	Rating Area 5	Tobacco User/Non-Tobacco User	50	478.15	490.10
16322PA0050102	Rating Area 5	Tobacco User/Non-Tobacco User	51	499.30	511.78
16322PA0050102	Rating Area 5	Tobacco User/Non-Tobacco User	52	522.59	535.65
16322PA0050102	Rating Area 5	Tobacco User/Non-Tobacco User	53	546.15	559.80
16322PA0050102	Rating Area 5	Tobacco User/Non-Tobacco User	54	571.58	585.87
16322PA0050102	Rating Area 5	Tobacco User/Non-Tobacco User	55	597.02	611.94
16322PA0050102	Rating Area 5	Tobacco User/Non-Tobacco User	56	624.59	640.21
16322PA0050102	Rating Area 5	Tobacco User/Non-Tobacco User	57	652.43	668.74
16322PA0050102	Rating Area 5	Tobacco User/Non-Tobacco User	58	682.15	699.20
16322PA0050102	Rating Area 5	Tobacco User/Non-Tobacco User	59	696.88	714.30
16322PA0050102	Rating Area 5	Tobacco User/Non-Tobacco User	60	726.59	744.76
16322PA0050102	Rating Area 5	Tobacco User/Non-Tobacco User	61	752.29	771.10
16322PA0050102	Rating Area 5	Tobacco User/Non-Tobacco User	62	769.16	788.39
16322PA0050102	Rating Area 5	Tobacco User/Non-Tobacco User	63	790.31	810.07
16322PA0050102	Rating Area 5	Tobacco User/Non-Tobacco User	64 and over	803.16	823.24
16322PA0050103	Rating Area 1	Tobacco User/Non-Tobacco User	0-14	204.06	204.06
16322PA0050103	Rating Area 1	Tobacco User/Non-Tobacco User	15	222.19	222.19
16322PA0050103	Rating Area 1	Tobacco User/Non-Tobacco User	16	229.13	229.13
16322PA0050103	Rating Area 1	Tobacco User/Non-Tobacco User	17	236.06	236.06
16322PA0050103	Rating Area 1	Tobacco User/Non-Tobacco User	18	243.53	249.62
16322PA0050103	Rating Area 1	Tobacco User/Non-Tobacco User	19	251.00	257.28
16322PA0050103	Rating Area 1	Tobacco User/Non-Tobacco User	20	258.74	265.21
16322PA0050103	Rating Area 1	Tobacco User/Non-Tobacco User	21	266.74	273.41
16322PA0050103	Rating Area 1	Tobacco User/Non-Tobacco User	22	266.74	273.41
16322PA0050103	Rating Area 1	Tobacco User/Non-Tobacco User	23	266.74	273.41
16322PA0050103	Rating Area 1	Tobacco User/Non-Tobacco User	24	266.74	273.41
16322PA0050103	Rating Area 1	Tobacco User/Non-Tobacco User	25	267.81	274.50
16322PA0050103	Rating Area 1	Tobacco User/Non-Tobacco User	26	273.14	279.97
16322PA0050103	Rating Area 1	Tobacco User/Non-Tobacco User	27	279.54	286.53
16322PA0050103	Rating Area 1	Tobacco User/Non-Tobacco User	28	289.95	297.20
16322PA0050103	Rating Area 1	Tobacco User/Non-Tobacco User	29	298.48	305.94
16322PA0050103	Rating Area 1	Tobacco User/Non-Tobacco User	30	302.75	310.32
16322PA0050103	Rating Area 1	Tobacco User/Non-Tobacco User	31	309.15	316.88
16322PA0050103	Rating Area 1	Tobacco User/Non-Tobacco User	32	315.55	323.44
16322PA0050103	Rating Area 1	Tobacco User/Non-Tobacco User	33	319.55	327.54
16322PA0050103	Rating Area 1	Tobacco User/Non-Tobacco User	34	323.82	331.92
16322PA0050103	Rating Area 1	Tobacco User/Non-Tobacco User	35	325.96	334.11
16322PA0050103	Rating Area 1	Tobacco User/Non-Tobacco User	36	328.09	336.29
16322PA0050103	Rating Area 1	Tobacco User/Non-Tobacco User	37	330.22	338.48
16322PA0050103	Rating Area 1	Tobacco User/Non-Tobacco User	38	332.36	340.67
16322PA0050103	Rating Area 1	Tobacco User/Non-Tobacco User	39	336.63	345.04
16322PA0050103	Rating Area 1	Tobacco User/Non-Tobacco User	40	340.89	349.42
16322PA0050103	Rating Area 1	Tobacco User/Non-Tobacco User	41	347.30	355.98
16322PA0050103	Rating Area 1	Tobacco User/Non-Tobacco User	42	353.43	362.27
16322PA0050103	Rating Area 1	Tobacco User/Non-Tobacco User	43	361.97	371.02
16322PA0050103	Rating Area 1	Tobacco User/Non-Tobacco User	44	372.64	381.95
16322PA0050103	Rating Area 1	Tobacco User/Non-Tobacco User	45	385.17	394.80
16322PA0050103	Rating Area 1	Tobacco User/Non-Tobacco User	46	400.11	410.11
16322PA0050103	Rating Area 1	Tobacco User/Non-Tobacco User	47	416.91	427.34
16322PA0050103	Rating Area 1	Tobacco User/Non-Tobacco User	48	436.12	447.02
16322PA0050103	Rating Area 1	Tobacco User/Non-Tobacco User	49	455.06	466.43
16322PA0050103	Rating Area 1	Tobacco User/Non-Tobacco User	50	476.40	488.31
16322PA0050103	Rating Area 1	Tobacco User/Non-Tobacco User	51	497.47	509.91
16322PA0050103	Rating Area 1	Tobacco User/Non-Tobacco User	52	520.68	533.69
16322PA0050103	Rating Area 1	Tobacco User/Non-Tobacco User	53	544.15	557.75
16322PA0050103	Rating Area 1	Tobacco User/Non-Tobacco User	54	569.49	583.73
16322PA0050103	Rating Area 1	Tobacco User/Non-Tobacco User	55	594.83	609.70
16322PA0050103	Rating Area 1	Tobacco User/Non-Tobacco User	56	622.30	637.86
16322PA0050103	Rating Area 1	Tobacco User/Non-Tobacco User	57	650.05	666.30
16322PA0050103	Rating Area 1	Tobacco User/Non-Tobacco User	58	679.65	696.64
16322PA0050103	Rating Area 1	Tobacco User/Non-Tobacco User	59	694.32	711.68
16322PA0050103	Rating Area 1	Tobacco User/Non-Tobacco User	60	723.93	742.03
16322PA0050103	Rating Area 1	Tobacco User/Non-Tobacco User	61	749.54	768.28
16322PA0050103	Rating Area 1	Tobacco User/Non-Tobacco User	62	766.34	785.50
16322PA0050103	Rating Area 1	Tobacco User/Non-Tobacco User	63	787.42	807.10
16322PA0050103	Rating Area 1	Tobacco User/Non-Tobacco User	64 and over	800.22	820.23
16322PA0050103	Rating Area 3	Tobacco User/Non-Tobacco User	0-14	257.50	257.50
16322PA0050103	Rating Area 3	Tobacco User/Non-Tobacco User	15	280.39	280.39
16322PA0050103	Rating Area 3	Tobacco User/Non-Tobacco User	16	289.14	289.14
16322PA0050103	Rating Area 3	Tobacco User/Non-Tobacco User	17	297.89	297.89
16322PA0050103	Rating Area 3	Tobacco User/Non-Tobacco User	18	307.32	315.00
16322PA0050103	Rating Area 3	Tobacco User/Non-Tobacco User	19	316.74	324.66
16322PA0050103	Rating Area 3	Tobacco User/Non-Tobacco User	20	326.50	334.66
16322PA0050103	Rating Area 3	Tobacco User/Non-Tobacco User	21	336.60	345.02
16322PA0050103	Rating Area 3	Tobacco User/Non-Tobacco User	22	336.60	345.02
16322PA0050103	Rating Area 3	Tobacco User/Non-Tobacco User	23	336.60	345.02
16322PA0050103	Rating Area 3	Tobacco User/Non-Tobacco User	24	336.60	345.02
16322PA0050103	Rating Area 3	Tobacco User/Non-Tobacco User	25	337.95	346.40
16322PA0050103	Rating Area 3	Tobacco User/Non-Tobacco User	26	344.68	353.30
16322PA0050103	Rating Area 3	Tobacco User/Non-Tobacco User	27	352.76	361.58
16322PA0050103	Rating Area 3	Tobacco User/Non-Tobacco User	28	365.88	375.03
16322PA0050103	Rating Area 3	Tobacco User/Non-Tobacco User	29	376.66	386.07
16322PA0050103	Rating Area 3	Tobacco User/Non-Tobacco User	30	382.04	391.59
16322PA0050103	Rating Area 3	Tobacco User/Non-Tobacco User	31	390.12	399.87
16322PA0050103	Rating Area 3	Tobacco User/Non-Tobacco User	32	398.20	408.15
16322PA0050103	Rating Area 3	Tobacco User/Non-Tobacco User	33	403.25	413.33
16322PA0050103	Rating Area 3	Tobacco User/Non-Tobacco User	34	408.63	418.85
16322PA0050103	Rating Area 3	Tobacco User/Non-Tobacco User	35	411.33	421.61

16322PA0050103	Rating Area 3	Tobacco User/Non-Tobacco User	36	414.02	424.37
16322PA0050103	Rating Area 3	Tobacco User/Non-Tobacco User	37	416.71	427.13
16322PA0050103	Rating Area 3	Tobacco User/Non-Tobacco User	38	419.40	429.89
16322PA0050103	Rating Area 3	Tobacco User/Non-Tobacco User	39	424.79	435.41
16322PA0050103	Rating Area 3	Tobacco User/Non-Tobacco User	40	430.17	440.93
16322PA0050103	Rating Area 3	Tobacco User/Non-Tobacco User	41	438.25	449.21
16322PA0050103	Rating Area 3	Tobacco User/Non-Tobacco User	42	446.00	457.14
16322PA0050103	Rating Area 3	Tobacco User/Non-Tobacco User	43	456.77	468.19
16322PA0050103	Rating Area 3	Tobacco User/Non-Tobacco User	44	470.23	481.99
16322PA0050103	Rating Area 3	Tobacco User/Non-Tobacco User	45	486.05	498.20
16322PA0050103	Rating Area 3	Tobacco User/Non-Tobacco User	46	504.90	517.52
16322PA0050103	Rating Area 3	Tobacco User/Non-Tobacco User	47	526.11	539.26
16322PA0050103	Rating Area 3	Tobacco User/Non-Tobacco User	48	550.34	564.10
16322PA0050103	Rating Area 3	Tobacco User/Non-Tobacco User	49	574.24	588.60
16322PA0050103	Rating Area 3	Tobacco User/Non-Tobacco User	50	601.17	616.20
16322PA0050103	Rating Area 3	Tobacco User/Non-Tobacco User	51	627.76	643.45
16322PA0050103	Rating Area 3	Tobacco User/Non-Tobacco User	52	657.04	673.47
16322PA0050103	Rating Area 3	Tobacco User/Non-Tobacco User	53	686.66	703.83
16322PA0050103	Rating Area 3	Tobacco User/Non-Tobacco User	54	718.64	736.61
16322PA0050103	Rating Area 3	Tobacco User/Non-Tobacco User	55	750.62	769.38
16322PA0050103	Rating Area 3	Tobacco User/Non-Tobacco User	56	785.29	804.92
16322PA0050103	Rating Area 3	Tobacco User/Non-Tobacco User	57	820.29	840.80
16322PA0050103	Rating Area 3	Tobacco User/Non-Tobacco User	58	857.66	879.10
16322PA0050103	Rating Area 3	Tobacco User/Non-Tobacco User	59	876.17	898.07
16322PA0050103	Rating Area 3	Tobacco User/Non-Tobacco User	60	913.53	936.37
16322PA0050103	Rating Area 3	Tobacco User/Non-Tobacco User	61	945.85	969.49
16322PA0050103	Rating Area 3	Tobacco User/Non-Tobacco User	62	967.05	991.23
16322PA0050103	Rating Area 3	Tobacco User/Non-Tobacco User	63	993.64	1018.48
16322PA0050103	Rating Area 3	Tobacco User/Non-Tobacco User	64 and over	1009.80	1035.05
16322PA0050103	Rating Area 4	Tobacco User/Non-Tobacco User	0-14	204.06	204.06
16322PA0050103	Rating Area 4	Tobacco User/Non-Tobacco User	15	222.19	222.19
16322PA0050103	Rating Area 4	Tobacco User/Non-Tobacco User	16	229.13	229.13
16322PA0050103	Rating Area 4	Tobacco User/Non-Tobacco User	17	236.06	236.06
16322PA0050103	Rating Area 4	Tobacco User/Non-Tobacco User	18	243.53	249.62
16322PA0050103	Rating Area 4	Tobacco User/Non-Tobacco User	19	251.00	257.28
16322PA0050103	Rating Area 4	Tobacco User/Non-Tobacco User	20	258.74	265.21
16322PA0050103	Rating Area 4	Tobacco User/Non-Tobacco User	21	266.74	273.41
16322PA0050103	Rating Area 4	Tobacco User/Non-Tobacco User	22	266.74	273.41
16322PA0050103	Rating Area 4	Tobacco User/Non-Tobacco User	23	266.74	273.41
16322PA0050103	Rating Area 4	Tobacco User/Non-Tobacco User	24	266.74	273.41
16322PA0050103	Rating Area 4	Tobacco User/Non-Tobacco User	25	267.81	274.50
16322PA0050103	Rating Area 4	Tobacco User/Non-Tobacco User	26	273.14	279.97
16322PA0050103	Rating Area 4	Tobacco User/Non-Tobacco User	27	279.54	286.53
16322PA0050103	Rating Area 4	Tobacco User/Non-Tobacco User	28	289.95	297.20
16322PA0050103	Rating Area 4	Tobacco User/Non-Tobacco User	29	298.48	305.94
16322PA0050103	Rating Area 4	Tobacco User/Non-Tobacco User	30	302.75	310.32
16322PA0050103	Rating Area 4	Tobacco User/Non-Tobacco User	31	309.15	316.88
16322PA0050103	Rating Area 4	Tobacco User/Non-Tobacco User	32	315.55	323.44
16322PA0050103	Rating Area 4	Tobacco User/Non-Tobacco User	33	319.55	327.54
16322PA0050103	Rating Area 4	Tobacco User/Non-Tobacco User	34	323.82	331.92
16322PA0050103	Rating Area 4	Tobacco User/Non-Tobacco User	35	325.96	334.11
16322PA0050103	Rating Area 4	Tobacco User/Non-Tobacco User	36	328.09	336.29
16322PA0050103	Rating Area 4	Tobacco User/Non-Tobacco User	37	330.22	338.48
16322PA0050103	Rating Area 4	Tobacco User/Non-Tobacco User	38	332.36	340.67
16322PA0050103	Rating Area 4	Tobacco User/Non-Tobacco User	39	336.63	345.04
16322PA0050103	Rating Area 4	Tobacco User/Non-Tobacco User	40	340.89	349.42
16322PA0050103	Rating Area 4	Tobacco User/Non-Tobacco User	41	347.30	355.98
16322PA0050103	Rating Area 4	Tobacco User/Non-Tobacco User	42	353.43	362.27
16322PA0050103	Rating Area 4	Tobacco User/Non-Tobacco User	43	361.97	371.02
16322PA0050103	Rating Area 4	Tobacco User/Non-Tobacco User	44	372.64	381.95
16322PA0050103	Rating Area 4	Tobacco User/Non-Tobacco User	45	385.17	394.80
16322PA0050103	Rating Area 4	Tobacco User/Non-Tobacco User	46	400.11	410.11
16322PA0050103	Rating Area 4	Tobacco User/Non-Tobacco User	47	416.91	427.34
16322PA0050103	Rating Area 4	Tobacco User/Non-Tobacco User	48	436.12	447.02
16322PA0050103	Rating Area 4	Tobacco User/Non-Tobacco User	49	455.06	466.43
16322PA0050103	Rating Area 4	Tobacco User/Non-Tobacco User	50	476.40	488.31
16322PA0050103	Rating Area 4	Tobacco User/Non-Tobacco User	51	497.47	509.91
16322PA0050103	Rating Area 4	Tobacco User/Non-Tobacco User	52	520.68	533.69
16322PA0050103	Rating Area 4	Tobacco User/Non-Tobacco User	53	544.15	557.75
16322PA0050103	Rating Area 4	Tobacco User/Non-Tobacco User	54	569.49	583.73
16322PA0050103	Rating Area 4	Tobacco User/Non-Tobacco User	55	594.83	609.70
16322PA0050103	Rating Area 4	Tobacco User/Non-Tobacco User	56	622.30	637.86
16322PA0050103	Rating Area 4	Tobacco User/Non-Tobacco User	57	650.05	666.30
16322PA0050103	Rating Area 4	Tobacco User/Non-Tobacco User	58	679.65	696.64
16322PA0050103	Rating Area 4	Tobacco User/Non-Tobacco User	59	694.32	711.68
16322PA0050103	Rating Area 4	Tobacco User/Non-Tobacco User	60	723.93	742.03
16322PA0050103	Rating Area 4	Tobacco User/Non-Tobacco User	61	749.54	768.28
16322PA0050103	Rating Area 4	Tobacco User/Non-Tobacco User	62	766.34	785.50
16322PA0050103	Rating Area 4	Tobacco User/Non-Tobacco User	63	787.42	807.10
16322PA0050103	Rating Area 4	Tobacco User/Non-Tobacco User	64 and over	800.22	820.23
16322PA0050103	Rating Area 5	Tobacco User/Non-Tobacco User	0-14	204.06	204.06
16322PA0050103	Rating Area 5	Tobacco User/Non-Tobacco User	15	222.19	222.19
16322PA0050103	Rating Area 5	Tobacco User/Non-Tobacco User	16	229.13	229.13
16322PA0050103	Rating Area 5	Tobacco User/Non-Tobacco User	17	236.06	236.06
16322PA0050103	Rating Area 5	Tobacco User/Non-Tobacco User	18	243.53	249.62
16322PA0050103	Rating Area 5	Tobacco User/Non-Tobacco User	19	251.00	257.28
16322PA0050103	Rating Area 5	Tobacco User/Non-Tobacco User	20	258.74	265.21
16322PA0050103	Rating Area 5	Tobacco User/Non-Tobacco User	21	266.74	273.41
16322PA0050103	Rating Area 5	Tobacco User/Non-Tobacco User	22	266.74	273.41
16322PA0050103	Rating Area 5	Tobacco User/Non-Tobacco User	23	266.74	273.41
16322PA0050103	Rating Area 5	Tobacco User/Non-Tobacco User	24	266.74	273.41
16322PA0050103	Rating Area 5	Tobacco User/Non-Tobacco User	25	267.81	274.50
16322PA0050103	Rating Area 5	Tobacco User/Non-Tobacco User	26	273.14	279.97
16322PA0050103	Rating Area 5	Tobacco User/Non-Tobacco User	27	279.54	286.53
16322PA0050103	Rating Area 5	Tobacco User/Non-Tobacco User	28	289.95	297.20
16322PA0050103	Rating Area 5	Tobacco User/Non-Tobacco User	29	298.48	305.94
16322PA0050103	Rating Area 5	Tobacco User/Non-Tobacco User	30	302.75	310.32
16322PA0050103	Rating Area 5	Tobacco User/Non-Tobacco User	31	309.15	316.88
16322PA0050103	Rating Area 5	Tobacco User/Non-Tobacco User	32	315.55	323.44
16322PA0050103	Rating Area 5	Tobacco User/Non-Tobacco User	33	319.55	327.54
16322PA0050103	Rating Area 5	Tobacco User/Non-Tobacco User	34	323.82	331.92
16322PA0050103	Rating Area 5	Tobacco User/Non-Tobacco User	35	325.96	334.11
16322PA0050103	Rating Area 5	Tobacco User/Non-Tobacco User	36	328.09	336.29
16322PA0050103	Rating Area 5	Tobacco User/Non-Tobacco User	37	330.22	338.48
16322PA0050103	Rating Area 5	Tobacco User/Non-Tobacco User	38	332.36	340.67
16322PA0050103	Rating Area 5	Tobacco User/Non-Tobacco User	39	336.63	345.04
16322PA0050103	Rating Area 5	Tobacco User/Non-Tobacco User	40	340.89	349.42
16322PA0050103	Rating Area 5	Tobacco User/Non-Tobacco User	41	347.30	355.98
16322PA0050103	Rating Area 5	Tobacco User/Non-Tobacco User	42	353.43	362.27
16322PA0050103	Rating Area 5	Tobacco User/Non-Tobacco User	43	361.97	371.02
16322PA0050103	Rating Area 5	Tobacco User/Non-Tobacco User	44	372.64	381.95
16322PA0050103	Rating Area 5	Tobacco User/Non-Tobacco User	45	385.17	394.80
16322PA0050103	Rating Area 5	Tobacco User/Non-Tobacco User	46	400.11	410.11
16322PA0050103	Rating Area 5	Tobacco User/Non-Tobacco User	47	416.91	427.34
16322PA0050103	Rating Area 5	Tobacco User/Non-Tobacco User	48	436.12	447.02
16322PA0050103	Rating Area 5	Tobacco User/Non-Tobacco User	49	455.06	466.43
16322PA0050103	Rating Area 5	Tobacco User/Non-Tobacco User	50	476.40	488.31
16322PA0050103	Rating Area 5	Tobacco User/Non-Tobacco User	51	497.47	509.91
16322PA0050103	Rating Area 5	Tobacco User/Non-Tobacco User	52	520.68	533.69
16322PA0050103	Rating Area 5	Tobacco User/Non-Tobacco User	53	544.15	557.75
16322PA0050103	Rating Area 5	Tobacco User/Non-Tobacco User	54	569.49	583.73
16322PA0050103	Rating Area 5	Tobacco User/Non-Tobacco User	55	594.83	609.70
16322PA0050103	Rating Area 5	Tobacco User/Non-Tobacco User	56	622.30	637.86
16322PA0050103	Rating Area 5	Tobacco User/Non-Tobacco User	57	650.05	666.30
16322PA0050103	Rating Area 5	Tobacco User/Non-Tobacco User	58	679.65	696.64
16322PA0050103	Rating Area 5	Tobacco User/Non-Tobacco User	59	694.32	711.68
16322PA0050103	Rating Area 5	Tobacco User/Non-Tobacco User	60	723.93	742.03
16322PA0050103	Rating Area 5	Tobacco User/Non-Tobacco User	61	749.54	768.28
16322PA0050103	Rating Area 5	Tobacco User/Non-Tobacco User	62	766.34	785.50
16322PA0050103	Rating Area 5	Tobacco User/Non-Tobacco User	63	787.42	807.10
16322PA0050103	Rating Area 5	Tobacco User/Non-Tobacco User	64 and over	800.22	820.23
16322PA0050104	Rating Area 1	Tobacco User/Non-Tobacco User	0-14	204.71	204.71

16322PA0050104	Rating Area 1	Tobacco User/Non-Tobacco User	15	222.90	222.90
16322PA0050104	Rating Area 1	Tobacco User/Non-Tobacco User	16	229.86	229.86
16322PA0050104	Rating Area 1	Tobacco User/Non-Tobacco User	17	236.82	236.82
16322PA0050104	Rating Area 1	Tobacco User/Non-Tobacco User	18	244.31	250.42
16322PA0050104	Rating Area 1	Tobacco User/Non-Tobacco User	19	251.80	258.10
16322PA0050104	Rating Area 1	Tobacco User/Non-Tobacco User	20	259.56	266.05
16322PA0050104	Rating Area 1	Tobacco User/Non-Tobacco User	21	267.59	274.28
16322PA0050104	Rating Area 1	Tobacco User/Non-Tobacco User	22	267.59	274.28
16322PA0050104	Rating Area 1	Tobacco User/Non-Tobacco User	23	267.59	274.28
16322PA0050104	Rating Area 1	Tobacco User/Non-Tobacco User	24	267.59	274.28
16322PA0050104	Rating Area 1	Tobacco User/Non-Tobacco User	25	268.66	275.38
16322PA0050104	Rating Area 1	Tobacco User/Non-Tobacco User	26	274.01	280.86
16322PA0050104	Rating Area 1	Tobacco User/Non-Tobacco User	27	280.43	287.45
16322PA0050104	Rating Area 1	Tobacco User/Non-Tobacco User	28	290.87	298.14
16322PA0050104	Rating Area 1	Tobacco User/Non-Tobacco User	29	299.43	306.92
16322PA0050104	Rating Area 1	Tobacco User/Non-Tobacco User	30	303.71	311.31
16322PA0050104	Rating Area 1	Tobacco User/Non-Tobacco User	31	310.14	317.89
16322PA0050104	Rating Area 1	Tobacco User/Non-Tobacco User	32	316.56	324.47
16322PA0050104	Rating Area 1	Tobacco User/Non-Tobacco User	33	320.57	328.59
16322PA0050104	Rating Area 1	Tobacco User/Non-Tobacco User	34	324.85	332.98
16322PA0050104	Rating Area 1	Tobacco User/Non-Tobacco User	35	326.99	335.17
16322PA0050104	Rating Area 1	Tobacco User/Non-Tobacco User	36	329.14	337.36
16322PA0050104	Rating Area 1	Tobacco User/Non-Tobacco User	37	331.28	339.56
16322PA0050104	Rating Area 1	Tobacco User/Non-Tobacco User	38	333.42	341.75
16322PA0050104	Rating Area 1	Tobacco User/Non-Tobacco User	39	337.70	346.14
16322PA0050104	Rating Area 1	Tobacco User/Non-Tobacco User	40	341.98	350.53
16322PA0050104	Rating Area 1	Tobacco User/Non-Tobacco User	41	348.40	357.11
16322PA0050104	Rating Area 1	Tobacco User/Non-Tobacco User	42	354.56	363.42
16322PA0050104	Rating Area 1	Tobacco User/Non-Tobacco User	43	363.12	372.20
16322PA0050104	Rating Area 1	Tobacco User/Non-Tobacco User	44	373.82	383.17
16322PA0050104	Rating Area 1	Tobacco User/Non-Tobacco User	45	386.40	396.06
16322PA0050104	Rating Area 1	Tobacco User/Non-Tobacco User	46	401.39	411.42
16322PA0050104	Rating Area 1	Tobacco User/Non-Tobacco User	47	418.24	428.70
16322PA0050104	Rating Area 1	Tobacco User/Non-Tobacco User	48	437.51	448.45
16322PA0050104	Rating Area 1	Tobacco User/Non-Tobacco User	49	456.51	467.92
16322PA0050104	Rating Area 1	Tobacco User/Non-Tobacco User	50	477.92	489.86
16322PA0050104	Rating Area 1	Tobacco User/Non-Tobacco User	51	499.06	511.53
16322PA0050104	Rating Area 1	Tobacco User/Non-Tobacco User	52	522.34	535.39
16322PA0050104	Rating Area 1	Tobacco User/Non-Tobacco User	53	545.88	559.53
16322PA0050104	Rating Area 1	Tobacco User/Non-Tobacco User	54	571.30	585.59
16322PA0050104	Rating Area 1	Tobacco User/Non-Tobacco User	55	596.73	611.64
16322PA0050104	Rating Area 1	Tobacco User/Non-Tobacco User	56	624.29	639.89
16322PA0050104	Rating Area 1	Tobacco User/Non-Tobacco User	57	652.12	668.42
16322PA0050104	Rating Area 1	Tobacco User/Non-Tobacco User	58	681.82	698.86
16322PA0050104	Rating Area 1	Tobacco User/Non-Tobacco User	59	696.54	713.95
16322PA0050104	Rating Area 1	Tobacco User/Non-Tobacco User	60	726.24	744.40
16322PA0050104	Rating Area 1	Tobacco User/Non-Tobacco User	61	751.93	770.73
16322PA0050104	Rating Area 1	Tobacco User/Non-Tobacco User	62	768.79	788.01
16322PA0050104	Rating Area 1	Tobacco User/Non-Tobacco User	63	789.93	809.67
16322PA0050104	Rating Area 1	Tobacco User/Non-Tobacco User	64 and over	802.77	822.84
16322PA0050104	Rating Area 3	Tobacco User/Non-Tobacco User	0-14	258.31	258.31
16322PA0050104	Rating Area 3	Tobacco User/Non-Tobacco User	15	281.27	281.27
16322PA0050104	Rating Area 3	Tobacco User/Non-Tobacco User	16	290.05	290.05
16322PA0050104	Rating Area 3	Tobacco User/Non-Tobacco User	17	298.83	298.83
16322PA0050104	Rating Area 3	Tobacco User/Non-Tobacco User	18	308.28	315.99
16322PA0050104	Rating Area 3	Tobacco User/Non-Tobacco User	19	317.74	325.68
16322PA0050104	Rating Area 3	Tobacco User/Non-Tobacco User	20	327.53	335.72
16322PA0050104	Rating Area 3	Tobacco User/Non-Tobacco User	21	337.66	346.10
16322PA0050104	Rating Area 3	Tobacco User/Non-Tobacco User	22	337.66	346.10
16322PA0050104	Rating Area 3	Tobacco User/Non-Tobacco User	23	337.66	346.10
16322PA0050104	Rating Area 3	Tobacco User/Non-Tobacco User	24	337.66	346.10
16322PA0050104	Rating Area 3	Tobacco User/Non-Tobacco User	25	339.01	347.49
16322PA0050104	Rating Area 3	Tobacco User/Non-Tobacco User	26	345.76	354.41
16322PA0050104	Rating Area 3	Tobacco User/Non-Tobacco User	27	353.87	362.71
16322PA0050104	Rating Area 3	Tobacco User/Non-Tobacco User	28	367.04	376.21
16322PA0050104	Rating Area 3	Tobacco User/Non-Tobacco User	29	377.84	387.29
16322PA0050104	Rating Area 3	Tobacco User/Non-Tobacco User	30	383.24	392.83
16322PA0050104	Rating Area 3	Tobacco User/Non-Tobacco User	31	391.35	401.13
16322PA0050104	Rating Area 3	Tobacco User/Non-Tobacco User	32	399.45	409.44
16322PA0050104	Rating Area 3	Tobacco User/Non-Tobacco User	33	404.52	414.63
16322PA0050104	Rating Area 3	Tobacco User/Non-Tobacco User	34	409.92	420.17
16322PA0050104	Rating Area 3	Tobacco User/Non-Tobacco User	35	412.62	422.94
16322PA0050104	Rating Area 3	Tobacco User/Non-Tobacco User	36	415.32	425.70
16322PA0050104	Rating Area 3	Tobacco User/Non-Tobacco User	37	418.02	428.47
16322PA0050104	Rating Area 3	Tobacco User/Non-Tobacco User	38	420.72	431.24
16322PA0050104	Rating Area 3	Tobacco User/Non-Tobacco User	39	426.13	436.78
16322PA0050104	Rating Area 3	Tobacco User/Non-Tobacco User	40	431.53	442.32
16322PA0050104	Rating Area 3	Tobacco User/Non-Tobacco User	41	439.63	450.62
16322PA0050104	Rating Area 3	Tobacco User/Non-Tobacco User	42	447.40	458.58
16322PA0050104	Rating Area 3	Tobacco User/Non-Tobacco User	43	458.20	469.66
16322PA0050104	Rating Area 3	Tobacco User/Non-Tobacco User	44	471.71	483.50
16322PA0050104	Rating Area 3	Tobacco User/Non-Tobacco User	45	487.58	499.77
16322PA0050104	Rating Area 3	Tobacco User/Non-Tobacco User	46	506.49	519.15
16322PA0050104	Rating Area 3	Tobacco User/Non-Tobacco User	47	527.76	540.96
16322PA0050104	Rating Area 3	Tobacco User/Non-Tobacco User	48	552.07	565.88
16322PA0050104	Rating Area 3	Tobacco User/Non-Tobacco User	49	576.05	590.45
16322PA0050104	Rating Area 3	Tobacco User/Non-Tobacco User	50	603.06	618.14
16322PA0050104	Rating Area 3	Tobacco User/Non-Tobacco User	51	629.74	645.48
16322PA0050104	Rating Area 3	Tobacco User/Non-Tobacco User	52	659.11	675.59
16322PA0050104	Rating Area 3	Tobacco User/Non-Tobacco User	53	688.83	706.05
16322PA0050104	Rating Area 3	Tobacco User/Non-Tobacco User	54	720.90	738.93
16322PA0050104	Rating Area 3	Tobacco User/Non-Tobacco User	55	752.98	771.81
16322PA0050104	Rating Area 3	Tobacco User/Non-Tobacco User	56	787.76	807.45
16322PA0050104	Rating Area 3	Tobacco User/Non-Tobacco User	57	822.88	843.45
16322PA0050104	Rating Area 3	Tobacco User/Non-Tobacco User	58	860.36	881.87
16322PA0050104	Rating Area 3	Tobacco User/Non-Tobacco User	59	878.93	900.90
16322PA0050104	Rating Area 3	Tobacco User/Non-Tobacco User	60	916.41	939.32
16322PA0050104	Rating Area 3	Tobacco User/Non-Tobacco User	61	948.82	972.55
16322PA0050104	Rating Area 3	Tobacco User/Non-Tobacco User	62	970.10	994.35
16322PA0050104	Rating Area 3	Tobacco User/Non-Tobacco User	63	996.77	1021.69
16322PA0050104	Rating Area 3	Tobacco User/Non-Tobacco User	64 and over	1012.98	1038.30
16322PA0050104	Rating Area 4	Tobacco User/Non-Tobacco User	0-14	204.71	204.71
16322PA0050104	Rating Area 4	Tobacco User/Non-Tobacco User	15	222.90	222.90
16322PA0050104	Rating Area 4	Tobacco User/Non-Tobacco User	16	229.86	229.86
16322PA0050104	Rating Area 4	Tobacco User/Non-Tobacco User	17	236.82	236.82
16322PA0050104	Rating Area 4	Tobacco User/Non-Tobacco User	18	244.31	250.42
16322PA0050104	Rating Area 4	Tobacco User/Non-Tobacco User	19	251.80	258.10
16322PA0050104	Rating Area 4	Tobacco User/Non-Tobacco User	20	259.56	266.05
16322PA0050104	Rating Area 4	Tobacco User/Non-Tobacco User	21	267.59	274.28
16322PA0050104	Rating Area 4	Tobacco User/Non-Tobacco User	22	267.59	274.28
16322PA0050104	Rating Area 4	Tobacco User/Non-Tobacco User	23	267.59	274.28
16322PA0050104	Rating Area 4	Tobacco User/Non-Tobacco User	24	267.59	274.28
16322PA0050104	Rating Area 4	Tobacco User/Non-Tobacco User	25	268.66	275.38
16322PA0050104	Rating Area 4	Tobacco User/Non-Tobacco User	26	274.01	280.86
16322PA0050104	Rating Area 4	Tobacco User/Non-Tobacco User	27	280.43	287.45
16322PA0050104	Rating Area 4	Tobacco User/Non-Tobacco User	28	290.87	298.14
16322PA0050104	Rating Area 4	Tobacco User/Non-Tobacco User	29	299.43	306.92
16322PA0050104	Rating Area 4	Tobacco User/Non-Tobacco User	30	303.71	311.31
16322PA0050104	Rating Area 4	Tobacco User/Non-Tobacco User	31	310.14	317.89
16322PA0050104	Rating Area 4	Tobacco User/Non-Tobacco User	32	316.56	324.47
16322PA0050104	Rating Area 4	Tobacco User/Non-Tobacco User	33	320.57	328.59
16322PA0050104	Rating Area 4	Tobacco User/Non-Tobacco User	34	324.85	332.98
16322PA0050104	Rating Area 4	Tobacco User/Non-Tobacco User	35	326.99	335.17
16322PA0050104	Rating Area 4	Tobacco User/Non-Tobacco User	36	329.14	337.36
16322PA0050104	Rating Area 4	Tobacco User/Non-Tobacco User	37	331.28	339.56
16322PA0050104	Rating Area 4	Tobacco User/Non-Tobacco User	38	333.42	341.75
16322PA0050104	Rating Area 4	Tobacco User/Non-Tobacco User	39	337.70	346.14
16322PA0050104	Rating Area 4	Tobacco User/Non-Tobacco User	40	341.98	350.53
16322PA0050104	Rating Area 4	Tobacco User/Non-Tobacco User	41	348.40	357.11
16322PA0050104	Rating Area 4	Tobacco User/Non-Tobacco User	42	354.56	363.42
16322PA0050104	Rating Area 4	Tobacco User/Non-Tobacco User	43	363.12	372.20
16322PA0050104	Rating Area 4	Tobacco User/Non-Tobacco User	44	373.82	383.17

16322PA0050104	Rating Area 4	Tobacco User/Non-Tobacco User	45	386.40	396.06
16322PA0050104	Rating Area 4	Tobacco User/Non-Tobacco User	46	401.39	411.42
16322PA0050104	Rating Area 4	Tobacco User/Non-Tobacco User	47	418.24	428.70
16322PA0050104	Rating Area 4	Tobacco User/Non-Tobacco User	48	437.51	448.45
16322PA0050104	Rating Area 4	Tobacco User/Non-Tobacco User	49	456.51	467.92
16322PA0050104	Rating Area 4	Tobacco User/Non-Tobacco User	50	477.92	489.86
16322PA0050104	Rating Area 4	Tobacco User/Non-Tobacco User	51	499.06	511.53
16322PA0050104	Rating Area 4	Tobacco User/Non-Tobacco User	52	522.34	535.39
16322PA0050104	Rating Area 4	Tobacco User/Non-Tobacco User	53	545.88	559.53
16322PA0050104	Rating Area 4	Tobacco User/Non-Tobacco User	54	571.30	585.59
16322PA0050104	Rating Area 4	Tobacco User/Non-Tobacco User	55	596.73	611.64
16322PA0050104	Rating Area 4	Tobacco User/Non-Tobacco User	56	624.29	639.89
16322PA0050104	Rating Area 4	Tobacco User/Non-Tobacco User	57	652.12	668.42
16322PA0050104	Rating Area 4	Tobacco User/Non-Tobacco User	58	681.82	698.86
16322PA0050104	Rating Area 4	Tobacco User/Non-Tobacco User	59	696.54	713.95
16322PA0050104	Rating Area 4	Tobacco User/Non-Tobacco User	60	726.24	744.40
16322PA0050104	Rating Area 4	Tobacco User/Non-Tobacco User	61	751.93	770.73
16322PA0050104	Rating Area 4	Tobacco User/Non-Tobacco User	62	768.79	788.01
16322PA0050104	Rating Area 4	Tobacco User/Non-Tobacco User	63	789.93	809.67
16322PA0050104	Rating Area 4	Tobacco User/Non-Tobacco User	64 and over	802.77	822.84
16322PA0050104	Rating Area 5	Tobacco User/Non-Tobacco User	0-14	204.71	204.71
16322PA0050104	Rating Area 5	Tobacco User/Non-Tobacco User	15	222.90	222.90
16322PA0050104	Rating Area 5	Tobacco User/Non-Tobacco User	16	229.86	229.86
16322PA0050104	Rating Area 5	Tobacco User/Non-Tobacco User	17	236.82	236.82
16322PA0050104	Rating Area 5	Tobacco User/Non-Tobacco User	18	244.31	250.42
16322PA0050104	Rating Area 5	Tobacco User/Non-Tobacco User	19	251.80	258.10
16322PA0050104	Rating Area 5	Tobacco User/Non-Tobacco User	20	259.56	266.05
16322PA0050104	Rating Area 5	Tobacco User/Non-Tobacco User	21	267.59	274.28
16322PA0050104	Rating Area 5	Tobacco User/Non-Tobacco User	22	267.59	274.28
16322PA0050104	Rating Area 5	Tobacco User/Non-Tobacco User	23	267.59	274.28
16322PA0050104	Rating Area 5	Tobacco User/Non-Tobacco User	24	267.59	274.28
16322PA0050104	Rating Area 5	Tobacco User/Non-Tobacco User	25	268.66	275.38
16322PA0050104	Rating Area 5	Tobacco User/Non-Tobacco User	26	274.01	280.86
16322PA0050104	Rating Area 5	Tobacco User/Non-Tobacco User	27	280.43	287.45
16322PA0050104	Rating Area 5	Tobacco User/Non-Tobacco User	28	290.87	298.14
16322PA0050104	Rating Area 5	Tobacco User/Non-Tobacco User	29	299.43	306.92
16322PA0050104	Rating Area 5	Tobacco User/Non-Tobacco User	30	303.71	311.31
16322PA0050104	Rating Area 5	Tobacco User/Non-Tobacco User	31	310.14	317.89
16322PA0050104	Rating Area 5	Tobacco User/Non-Tobacco User	32	316.56	324.47
16322PA0050104	Rating Area 5	Tobacco User/Non-Tobacco User	33	320.57	328.59
16322PA0050104	Rating Area 5	Tobacco User/Non-Tobacco User	34	324.85	332.98
16322PA0050104	Rating Area 5	Tobacco User/Non-Tobacco User	35	326.99	335.17
16322PA0050104	Rating Area 5	Tobacco User/Non-Tobacco User	36	329.14	337.36
16322PA0050104	Rating Area 5	Tobacco User/Non-Tobacco User	37	331.28	339.56
16322PA0050104	Rating Area 5	Tobacco User/Non-Tobacco User	38	333.42	341.75
16322PA0050104	Rating Area 5	Tobacco User/Non-Tobacco User	39	337.70	346.14
16322PA0050104	Rating Area 5	Tobacco User/Non-Tobacco User	40	341.98	350.53
16322PA0050104	Rating Area 5	Tobacco User/Non-Tobacco User	41	348.40	357.11
16322PA0050104	Rating Area 5	Tobacco User/Non-Tobacco User	42	354.56	363.42
16322PA0050104	Rating Area 5	Tobacco User/Non-Tobacco User	43	363.12	372.20
16322PA0050104	Rating Area 5	Tobacco User/Non-Tobacco User	44	373.82	383.17
16322PA0050104	Rating Area 5	Tobacco User/Non-Tobacco User	45	386.40	396.06
16322PA0050104	Rating Area 5	Tobacco User/Non-Tobacco User	46	401.39	411.42
16322PA0050104	Rating Area 5	Tobacco User/Non-Tobacco User	47	418.24	428.70
16322PA0050104	Rating Area 5	Tobacco User/Non-Tobacco User	48	437.51	448.45
16322PA0050104	Rating Area 5	Tobacco User/Non-Tobacco User	49	456.51	467.92
16322PA0050104	Rating Area 5	Tobacco User/Non-Tobacco User	50	477.92	489.86
16322PA0050104	Rating Area 5	Tobacco User/Non-Tobacco User	51	499.06	511.53
16322PA0050104	Rating Area 5	Tobacco User/Non-Tobacco User	52	522.34	535.39
16322PA0050104	Rating Area 5	Tobacco User/Non-Tobacco User	53	545.88	559.53
16322PA0050104	Rating Area 5	Tobacco User/Non-Tobacco User	54	571.30	585.59
16322PA0050104	Rating Area 5	Tobacco User/Non-Tobacco User	55	596.73	611.64
16322PA0050104	Rating Area 5	Tobacco User/Non-Tobacco User	56	624.29	639.89
16322PA0050104	Rating Area 5	Tobacco User/Non-Tobacco User	57	652.12	668.42
16322PA0050104	Rating Area 5	Tobacco User/Non-Tobacco User	58	681.82	698.86
16322PA0050104	Rating Area 5	Tobacco User/Non-Tobacco User	59	696.54	713.95
16322PA0050104	Rating Area 5	Tobacco User/Non-Tobacco User	60	726.24	744.40
16322PA0050104	Rating Area 5	Tobacco User/Non-Tobacco User	61	751.93	770.73
16322PA0050104	Rating Area 5	Tobacco User/Non-Tobacco User	62	768.79	788.01
16322PA0050104	Rating Area 5	Tobacco User/Non-Tobacco User	63	789.93	809.67
16322PA0050104	Rating Area 5	Tobacco User/Non-Tobacco User	64 and over	802.77	822.84
16322PA0050105	Rating Area 1	Tobacco User/Non-Tobacco User	0-14	165.09	165.09
16322PA0050105	Rating Area 1	Tobacco User/Non-Tobacco User	15	179.76	179.76
16322PA0050105	Rating Area 1	Tobacco User/Non-Tobacco User	16	185.37	185.37
16322PA0050105	Rating Area 1	Tobacco User/Non-Tobacco User	17	190.98	190.98
16322PA0050105	Rating Area 1	Tobacco User/Non-Tobacco User	18	197.03	201.95
16322PA0050105	Rating Area 1	Tobacco User/Non-Tobacco User	19	203.07	208.14
16322PA0050105	Rating Area 1	Tobacco User/Non-Tobacco User	20	209.33	214.56
16322PA0050105	Rating Area 1	Tobacco User/Non-Tobacco User	21	215.80	221.20
16322PA0050105	Rating Area 1	Tobacco User/Non-Tobacco User	22	215.80	221.20
16322PA0050105	Rating Area 1	Tobacco User/Non-Tobacco User	23	215.80	221.20
16322PA0050105	Rating Area 1	Tobacco User/Non-Tobacco User	24	215.80	221.20
16322PA0050105	Rating Area 1	Tobacco User/Non-Tobacco User	25	216.66	222.08
16322PA0050105	Rating Area 1	Tobacco User/Non-Tobacco User	26	220.98	226.50
16322PA0050105	Rating Area 1	Tobacco User/Non-Tobacco User	27	226.16	231.81
16322PA0050105	Rating Area 1	Tobacco User/Non-Tobacco User	28	234.57	240.44
16322PA0050105	Rating Area 1	Tobacco User/Non-Tobacco User	29	241.48	247.52
16322PA0050105	Rating Area 1	Tobacco User/Non-Tobacco User	30	244.93	251.06
16322PA0050105	Rating Area 1	Tobacco User/Non-Tobacco User	31	250.11	256.37
16322PA0050105	Rating Area 1	Tobacco User/Non-Tobacco User	32	255.29	261.67
16322PA0050105	Rating Area 1	Tobacco User/Non-Tobacco User	33	258.53	264.99
16322PA0050105	Rating Area 1	Tobacco User/Non-Tobacco User	34	261.98	268.53
16322PA0050105	Rating Area 1	Tobacco User/Non-Tobacco User	35	263.71	270.30
16322PA0050105	Rating Area 1	Tobacco User/Non-Tobacco User	36	265.43	272.07
16322PA0050105	Rating Area 1	Tobacco User/Non-Tobacco User	37	267.16	273.84
16322PA0050105	Rating Area 1	Tobacco User/Non-Tobacco User	38	268.89	275.61
16322PA0050105	Rating Area 1	Tobacco User/Non-Tobacco User	39	272.34	279.15
16322PA0050105	Rating Area 1	Tobacco User/Non-Tobacco User	40	275.79	282.69
16322PA0050105	Rating Area 1	Tobacco User/Non-Tobacco User	41	280.97	288.00
16322PA0050105	Rating Area 1	Tobacco User/Non-Tobacco User	42	285.94	293.08
16322PA0050105	Rating Area 1	Tobacco User/Non-Tobacco User	43	292.84	300.16
16322PA0050105	Rating Area 1	Tobacco User/Non-Tobacco User	44	301.47	309.01
16322PA0050105	Rating Area 1	Tobacco User/Non-Tobacco User	45	311.62	319.41
16322PA0050105	Rating Area 1	Tobacco User/Non-Tobacco User	46	323.70	331.79
16322PA0050105	Rating Area 1	Tobacco User/Non-Tobacco User	47	337.30	345.73
16322PA0050105	Rating Area 1	Tobacco User/Non-Tobacco User	48	352.83	361.65
16322PA0050105	Rating Area 1	Tobacco User/Non-Tobacco User	49	368.15	377.36
16322PA0050105	Rating Area 1	Tobacco User/Non-Tobacco User	50	385.42	395.05
16322PA0050105	Rating Area 1	Tobacco User/Non-Tobacco User	51	402.47	412.53
16322PA0050105	Rating Area 1	Tobacco User/Non-Tobacco User	52	421.24	431.77
16322PA0050105	Rating Area 1	Tobacco User/Non-Tobacco User	53	440.23	451.24
16322PA0050105	Rating Area 1	Tobacco User/Non-Tobacco User	54	460.73	472.25
16322PA0050105	Rating Area 1	Tobacco User/Non-Tobacco User	55	481.23	493.26
16322PA0050105	Rating Area 1	Tobacco User/Non-Tobacco User	56	503.46	516.05
16322PA0050105	Rating Area 1	Tobacco User/Non-Tobacco User	57	525.90	539.05
16322PA0050105	Rating Area 1	Tobacco User/Non-Tobacco User	58	549.86	563.60
16322PA0050105	Rating Area 1	Tobacco User/Non-Tobacco User	59	561.73	575.77
16322PA0050105	Rating Area 1	Tobacco User/Non-Tobacco User	60	585.68	600.32
16322PA0050105	Rating Area 1	Tobacco User/Non-Tobacco User	61	606.40	621.56
16322PA0050105	Rating Area 1	Tobacco User/Non-Tobacco User	62	619.99	635.49
16322PA0050105	Rating Area 1	Tobacco User/Non-Tobacco User	63	637.04	652.97
16322PA0050105	Rating Area 1	Tobacco User/Non-Tobacco User	64 and over	647.40	663.59
16322PA0050105	Rating Area 3	Tobacco User/Non-Tobacco User	0-14	208.32	208.32
16322PA0050105	Rating Area 3	Tobacco User/Non-Tobacco User	15	226.83	226.83
16322PA0050105	Rating Area 3	Tobacco User/Non-Tobacco User	16	233.91	233.91
16322PA0050105	Rating Area 3	Tobacco User/Non-Tobacco User	17	240.99	240.99
16322PA0050105	Rating Area 3	Tobacco User/Non-Tobacco User	18	248.62	254.83
16322PA0050105	Rating Area 3	Tobacco User/Non-Tobacco User	19	256.24	262.65
16322PA0050105	Rating Area 3	Tobacco User/Non-Tobacco User	20	264.14	270.74
16322PA0050105	Rating Area 3	Tobacco User/Non-Tobacco User	21	272.31	279.12
16322PA0050105	Rating Area 3	Tobacco User/Non-Tobacco User	22	272.31	279.12
16322PA0050105	Rating Area 3	Tobacco User/Non-Tobacco User	23	272.31	279.12

16322PA0050105	Rating Area 3	Tobacco User/Non-Tobacco User	24	272.31	279.12
16322PA0050105	Rating Area 3	Tobacco User/Non-Tobacco User	25	273.40	280.23
16322PA0050105	Rating Area 3	Tobacco User/Non-Tobacco User	26	278.85	285.82
16322PA0050105	Rating Area 3	Tobacco User/Non-Tobacco User	27	285.38	292.52
16322PA0050105	Rating Area 3	Tobacco User/Non-Tobacco User	28	296.00	303.40
16322PA0050105	Rating Area 3	Tobacco User/Non-Tobacco User	29	304.71	312.33
16322PA0050105	Rating Area 3	Tobacco User/Non-Tobacco User	30	309.07	316.80
16322PA0050105	Rating Area 3	Tobacco User/Non-Tobacco User	31	315.61	323.50
16322PA0050105	Rating Area 3	Tobacco User/Non-Tobacco User	32	322.14	330.20
16322PA0050105	Rating Area 3	Tobacco User/Non-Tobacco User	33	326.23	334.38
16322PA0050105	Rating Area 3	Tobacco User/Non-Tobacco User	34	330.58	338.85
16322PA0050105	Rating Area 3	Tobacco User/Non-Tobacco User	35	332.76	341.08
16322PA0050105	Rating Area 3	Tobacco User/Non-Tobacco User	36	334.94	343.31
16322PA0050105	Rating Area 3	Tobacco User/Non-Tobacco User	37	337.12	345.55
16322PA0050105	Rating Area 3	Tobacco User/Non-Tobacco User	38	339.30	347.78
16322PA0050105	Rating Area 3	Tobacco User/Non-Tobacco User	39	343.66	352.25
16322PA0050105	Rating Area 3	Tobacco User/Non-Tobacco User	40	348.01	356.71
16322PA0050105	Rating Area 3	Tobacco User/Non-Tobacco User	41	354.55	363.41
16322PA0050105	Rating Area 3	Tobacco User/Non-Tobacco User	42	360.81	369.83
16322PA0050105	Rating Area 3	Tobacco User/Non-Tobacco User	43	369.52	378.76
16322PA0050105	Rating Area 3	Tobacco User/Non-Tobacco User	44	380.42	389.93
16322PA0050105	Rating Area 3	Tobacco User/Non-Tobacco User	45	393.22	403.05
16322PA0050105	Rating Area 3	Tobacco User/Non-Tobacco User	46	408.47	418.68
16322PA0050105	Rating Area 3	Tobacco User/Non-Tobacco User	47	425.62	436.26
16322PA0050105	Rating Area 3	Tobacco User/Non-Tobacco User	48	445.23	456.36
16322PA0050105	Rating Area 3	Tobacco User/Non-Tobacco User	49	464.56	476.17
16322PA0050105	Rating Area 3	Tobacco User/Non-Tobacco User	50	486.35	498.50
16322PA0050105	Rating Area 3	Tobacco User/Non-Tobacco User	51	507.86	520.55
16322PA0050105	Rating Area 3	Tobacco User/Non-Tobacco User	52	531.55	544.84
16322PA0050105	Rating Area 3	Tobacco User/Non-Tobacco User	53	555.51	569.40
16322PA0050105	Rating Area 3	Tobacco User/Non-Tobacco User	54	581.38	595.92
16322PA0050105	Rating Area 3	Tobacco User/Non-Tobacco User	55	607.25	622.43
16322PA0050105	Rating Area 3	Tobacco User/Non-Tobacco User	56	635.30	651.18
16322PA0050105	Rating Area 3	Tobacco User/Non-Tobacco User	57	663.62	680.21
16322PA0050105	Rating Area 3	Tobacco User/Non-Tobacco User	58	693.85	711.19
16322PA0050105	Rating Area 3	Tobacco User/Non-Tobacco User	59	708.82	726.54
16322PA0050105	Rating Area 3	Tobacco User/Non-Tobacco User	60	739.05	757.53
16322PA0050105	Rating Area 3	Tobacco User/Non-Tobacco User	61	765.19	784.32
16322PA0050105	Rating Area 3	Tobacco User/Non-Tobacco User	62	782.35	801.91
16322PA0050105	Rating Area 3	Tobacco User/Non-Tobacco User	63	803.86	823.96
16322PA0050105	Rating Area 3	Tobacco User/Non-Tobacco User	64 and over	816.93	837.35
16322PA0050105	Rating Area 4	Tobacco User/Non-Tobacco User	0-14	165.09	165.09
16322PA0050105	Rating Area 4	Tobacco User/Non-Tobacco User	15	179.76	179.76
16322PA0050105	Rating Area 4	Tobacco User/Non-Tobacco User	16	185.37	185.37
16322PA0050105	Rating Area 4	Tobacco User/Non-Tobacco User	17	190.98	190.98
16322PA0050105	Rating Area 4	Tobacco User/Non-Tobacco User	18	197.03	201.95
16322PA0050105	Rating Area 4	Tobacco User/Non-Tobacco User	19	203.07	208.14
16322PA0050105	Rating Area 4	Tobacco User/Non-Tobacco User	20	209.33	214.56
16322PA0050105	Rating Area 4	Tobacco User/Non-Tobacco User	21	215.80	221.20
16322PA0050105	Rating Area 4	Tobacco User/Non-Tobacco User	22	215.80	221.20
16322PA0050105	Rating Area 4	Tobacco User/Non-Tobacco User	23	215.80	221.20
16322PA0050105	Rating Area 4	Tobacco User/Non-Tobacco User	24	215.80	221.20
16322PA0050105	Rating Area 4	Tobacco User/Non-Tobacco User	25	216.66	222.08
16322PA0050105	Rating Area 4	Tobacco User/Non-Tobacco User	26	220.98	226.50
16322PA0050105	Rating Area 4	Tobacco User/Non-Tobacco User	27	226.16	231.81
16322PA0050105	Rating Area 4	Tobacco User/Non-Tobacco User	28	234.57	240.44
16322PA0050105	Rating Area 4	Tobacco User/Non-Tobacco User	29	241.48	247.52
16322PA0050105	Rating Area 4	Tobacco User/Non-Tobacco User	30	244.93	251.06
16322PA0050105	Rating Area 4	Tobacco User/Non-Tobacco User	31	250.11	256.37
16322PA0050105	Rating Area 4	Tobacco User/Non-Tobacco User	32	255.29	261.67
16322PA0050105	Rating Area 4	Tobacco User/Non-Tobacco User	33	258.53	264.99
16322PA0050105	Rating Area 4	Tobacco User/Non-Tobacco User	34	261.98	268.53
16322PA0050105	Rating Area 4	Tobacco User/Non-Tobacco User	35	263.71	270.30
16322PA0050105	Rating Area 4	Tobacco User/Non-Tobacco User	36	265.43	272.07
16322PA0050105	Rating Area 4	Tobacco User/Non-Tobacco User	37	267.16	273.84
16322PA0050105	Rating Area 4	Tobacco User/Non-Tobacco User	38	268.89	275.61
16322PA0050105	Rating Area 4	Tobacco User/Non-Tobacco User	39	272.34	279.15
16322PA0050105	Rating Area 4	Tobacco User/Non-Tobacco User	40	275.79	282.69
16322PA0050105	Rating Area 4	Tobacco User/Non-Tobacco User	41	280.97	288.00
16322PA0050105	Rating Area 4	Tobacco User/Non-Tobacco User	42	285.94	293.08
16322PA0050105	Rating Area 4	Tobacco User/Non-Tobacco User	43	292.84	300.16
16322PA0050105	Rating Area 4	Tobacco User/Non-Tobacco User	44	301.47	309.01
16322PA0050105	Rating Area 4	Tobacco User/Non-Tobacco User	45	311.62	319.41
16322PA0050105	Rating Area 4	Tobacco User/Non-Tobacco User	46	323.70	331.79
16322PA0050105	Rating Area 4	Tobacco User/Non-Tobacco User	47	337.30	345.73
16322PA0050105	Rating Area 4	Tobacco User/Non-Tobacco User	48	352.83	361.65
16322PA0050105	Rating Area 4	Tobacco User/Non-Tobacco User	49	368.15	377.36
16322PA0050105	Rating Area 4	Tobacco User/Non-Tobacco User	50	385.42	395.05
16322PA0050105	Rating Area 4	Tobacco User/Non-Tobacco User	51	402.47	412.53
16322PA0050105	Rating Area 4	Tobacco User/Non-Tobacco User	52	421.24	431.77
16322PA0050105	Rating Area 4	Tobacco User/Non-Tobacco User	53	440.23	451.24
16322PA0050105	Rating Area 4	Tobacco User/Non-Tobacco User	54	460.73	472.25
16322PA0050105	Rating Area 4	Tobacco User/Non-Tobacco User	55	481.23	493.26
16322PA0050105	Rating Area 4	Tobacco User/Non-Tobacco User	56	503.46	516.05
16322PA0050105	Rating Area 4	Tobacco User/Non-Tobacco User	57	525.90	539.05
16322PA0050105	Rating Area 4	Tobacco User/Non-Tobacco User	58	549.86	563.60
16322PA0050105	Rating Area 4	Tobacco User/Non-Tobacco User	59	561.73	575.77
16322PA0050105	Rating Area 4	Tobacco User/Non-Tobacco User	60	585.68	600.32
16322PA0050105	Rating Area 4	Tobacco User/Non-Tobacco User	61	606.40	621.56
16322PA0050105	Rating Area 4	Tobacco User/Non-Tobacco User	62	619.99	635.49
16322PA0050105	Rating Area 4	Tobacco User/Non-Tobacco User	63	637.04	652.97
16322PA0050105	Rating Area 4	Tobacco User/Non-Tobacco User	64 and over	647.40	663.59
16322PA0050105	Rating Area 5	Tobacco User/Non-Tobacco User	0-14	165.09	165.09
16322PA0050105	Rating Area 5	Tobacco User/Non-Tobacco User	15	179.76	179.76
16322PA0050105	Rating Area 5	Tobacco User/Non-Tobacco User	16	185.37	185.37
16322PA0050105	Rating Area 5	Tobacco User/Non-Tobacco User	17	190.98	190.98
16322PA0050105	Rating Area 5	Tobacco User/Non-Tobacco User	18	197.03	201.95
16322PA0050105	Rating Area 5	Tobacco User/Non-Tobacco User	19	203.07	208.14
16322PA0050105	Rating Area 5	Tobacco User/Non-Tobacco User	20	209.33	214.56
16322PA0050105	Rating Area 5	Tobacco User/Non-Tobacco User	21	215.80	221.20
16322PA0050105	Rating Area 5	Tobacco User/Non-Tobacco User	22	215.80	221.20
16322PA0050105	Rating Area 5	Tobacco User/Non-Tobacco User	23	215.80	221.20
16322PA0050105	Rating Area 5	Tobacco User/Non-Tobacco User	24	215.80	221.20
16322PA0050105	Rating Area 5	Tobacco User/Non-Tobacco User	25	216.66	222.08
16322PA0050105	Rating Area 5	Tobacco User/Non-Tobacco User	26	220.98	226.50
16322PA0050105	Rating Area 5	Tobacco User/Non-Tobacco User	27	226.16	231.81
16322PA0050105	Rating Area 5	Tobacco User/Non-Tobacco User	28	234.57	240.44
16322PA0050105	Rating Area 5	Tobacco User/Non-Tobacco User	29	241.48	247.52
16322PA0050105	Rating Area 5	Tobacco User/Non-Tobacco User	30	244.93	251.06
16322PA0050105	Rating Area 5	Tobacco User/Non-Tobacco User	31	250.11	256.37
16322PA0050105	Rating Area 5	Tobacco User/Non-Tobacco User	32	255.29	261.67
16322PA0050105	Rating Area 5	Tobacco User/Non-Tobacco User	33	258.53	264.99
16322PA0050105	Rating Area 5	Tobacco User/Non-Tobacco User	34	261.98	268.53
16322PA0050105	Rating Area 5	Tobacco User/Non-Tobacco User	35	263.71	270.30
16322PA0050105	Rating Area 5	Tobacco User/Non-Tobacco User	36	265.43	272.07
16322PA0050105	Rating Area 5	Tobacco User/Non-Tobacco User	37	267.16	273.84
16322PA0050105	Rating Area 5	Tobacco User/Non-Tobacco User	38	268.89	275.61
16322PA0050105	Rating Area 5	Tobacco User/Non-Tobacco User	39	272.34	279.15
16322PA0050105	Rating Area 5	Tobacco User/Non-Tobacco User	40	275.79	282.69
16322PA0050105	Rating Area 5	Tobacco User/Non-Tobacco User	41	280.97	288.00
16322PA0050105	Rating Area 5	Tobacco User/Non-Tobacco User	42	285.94	293.08
16322PA0050105	Rating Area 5	Tobacco User/Non-Tobacco User	43	292.84	300.16
16322PA0050105	Rating Area 5	Tobacco User/Non-Tobacco User	44	301.47	309.01
16322PA0050105	Rating Area 5	Tobacco User/Non-Tobacco User	45	311.62	319.41
16322PA0050105	Rating Area 5	Tobacco User/Non-Tobacco User	46	323.70	331.79
16322PA0050105	Rating Area 5	Tobacco User/Non-Tobacco User	47	337.30	345.73
16322PA0050105	Rating Area 5	Tobacco User/Non-Tobacco User	48	352.83	361.65
16322PA0050105	Rating Area 5	Tobacco User/Non-Tobacco User	49	368.15	377.36
16322PA0050105	Rating Area 5	Tobacco User/Non-Tobacco User	50	385.42	395.05
16322PA0050105	Rating Area 5	Tobacco User/Non-Tobacco User	51	402.47	412.53
16322PA0050105	Rating Area 5	Tobacco User/Non-Tobacco User	52	421.24	431.77
16322PA0050105	Rating Area 5	Tobacco User/Non-Tobacco User	53	440.23	451.24

16322PA0050105	Rating Area 5	Tobacco User/Non-Tobacco User	54	460.73	472.25
16322PA0050105	Rating Area 5	Tobacco User/Non-Tobacco User	55	481.23	493.26
16322PA0050105	Rating Area 5	Tobacco User/Non-Tobacco User	56	503.46	516.05
16322PA0050105	Rating Area 5	Tobacco User/Non-Tobacco User	57	525.90	539.05
16322PA0050105	Rating Area 5	Tobacco User/Non-Tobacco User	58	549.86	563.60
16322PA0050105	Rating Area 5	Tobacco User/Non-Tobacco User	59	561.73	575.77
16322PA0050105	Rating Area 5	Tobacco User/Non-Tobacco User	60	585.68	600.32
16322PA0050105	Rating Area 5	Tobacco User/Non-Tobacco User	61	606.40	621.56
16322PA0050105	Rating Area 5	Tobacco User/Non-Tobacco User	62	619.99	635.49
16322PA0050105	Rating Area 5	Tobacco User/Non-Tobacco User	63	637.04	652.97
16322PA0050105	Rating Area 5	Tobacco User/Non-Tobacco User	64 and over	647.40	663.59
16322PA0050106	Rating Area 1	Tobacco User/Non-Tobacco User	0-14	213.76	213.76
16322PA0050106	Rating Area 1	Tobacco User/Non-Tobacco User	15	232.77	232.77
16322PA0050106	Rating Area 1	Tobacco User/Non-Tobacco User	16	240.03	240.03
16322PA0050106	Rating Area 1	Tobacco User/Non-Tobacco User	17	247.30	247.30
16322PA0050106	Rating Area 1	Tobacco User/Non-Tobacco User	18	255.12	261.50
16322PA0050106	Rating Area 1	Tobacco User/Non-Tobacco User	19	262.94	269.52
16322PA0050106	Rating Area 1	Tobacco User/Non-Tobacco User	20	271.05	277.82
16322PA0050106	Rating Area 1	Tobacco User/Non-Tobacco User	21	279.43	286.42
16322PA0050106	Rating Area 1	Tobacco User/Non-Tobacco User	22	279.43	286.42
16322PA0050106	Rating Area 1	Tobacco User/Non-Tobacco User	23	279.43	286.42
16322PA0050106	Rating Area 1	Tobacco User/Non-Tobacco User	24	279.43	286.42
16322PA0050106	Rating Area 1	Tobacco User/Non-Tobacco User	25	280.55	287.56
16322PA0050106	Rating Area 1	Tobacco User/Non-Tobacco User	26	286.14	293.29
16322PA0050106	Rating Area 1	Tobacco User/Non-Tobacco User	27	292.84	300.16
16322PA0050106	Rating Area 1	Tobacco User/Non-Tobacco User	28	303.74	311.33
16322PA0050106	Rating Area 1	Tobacco User/Non-Tobacco User	29	312.68	320.50
16322PA0050106	Rating Area 1	Tobacco User/Non-Tobacco User	30	317.15	325.08
16322PA0050106	Rating Area 1	Tobacco User/Non-Tobacco User	31	323.86	331.96
16322PA0050106	Rating Area 1	Tobacco User/Non-Tobacco User	32	330.57	338.83
16322PA0050106	Rating Area 1	Tobacco User/Non-Tobacco User	33	334.76	343.13
16322PA0050106	Rating Area 1	Tobacco User/Non-Tobacco User	34	339.23	347.71
16322PA0050106	Rating Area 1	Tobacco User/Non-Tobacco User	35	341.46	350.00
16322PA0050106	Rating Area 1	Tobacco User/Non-Tobacco User	36	343.70	352.29
16322PA0050106	Rating Area 1	Tobacco User/Non-Tobacco User	37	345.93	354.58
16322PA0050106	Rating Area 1	Tobacco User/Non-Tobacco User	38	348.17	356.87
16322PA0050106	Rating Area 1	Tobacco User/Non-Tobacco User	39	352.64	361.46
16322PA0050106	Rating Area 1	Tobacco User/Non-Tobacco User	40	357.11	366.04
16322PA0050106	Rating Area 1	Tobacco User/Non-Tobacco User	41	363.82	372.91
16322PA0050106	Rating Area 1	Tobacco User/Non-Tobacco User	42	370.24	379.50
16322PA0050106	Rating Area 1	Tobacco User/Non-Tobacco User	43	379.19	388.67
16322PA0050106	Rating Area 1	Tobacco User/Non-Tobacco User	44	390.36	400.12
16322PA0050106	Rating Area 1	Tobacco User/Non-Tobacco User	45	403.50	413.58
16322PA0050106	Rating Area 1	Tobacco User/Non-Tobacco User	46	419.15	429.62
16322PA0050106	Rating Area 1	Tobacco User/Non-Tobacco User	47	436.75	447.67
16322PA0050106	Rating Area 1	Tobacco User/Non-Tobacco User	48	456.87	468.29
16322PA0050106	Rating Area 1	Tobacco User/Non-Tobacco User	49	476.71	488.63
16322PA0050106	Rating Area 1	Tobacco User/Non-Tobacco User	50	499.06	511.54
16322PA0050106	Rating Area 1	Tobacco User/Non-Tobacco User	51	521.14	534.17
16322PA0050106	Rating Area 1	Tobacco User/Non-Tobacco User	52	545.45	559.08
16322PA0050106	Rating Area 1	Tobacco User/Non-Tobacco User	53	570.04	584.29
16322PA0050106	Rating Area 1	Tobacco User/Non-Tobacco User	54	596.58	611.50
16322PA0050106	Rating Area 1	Tobacco User/Non-Tobacco User	55	623.13	638.71
16322PA0050106	Rating Area 1	Tobacco User/Non-Tobacco User	56	651.91	668.21
16322PA0050106	Rating Area 1	Tobacco User/Non-Tobacco User	57	680.97	698.00
16322PA0050106	Rating Area 1	Tobacco User/Non-Tobacco User	58	711.99	729.79
16322PA0050106	Rating Area 1	Tobacco User/Non-Tobacco User	59	727.36	745.54
16322PA0050106	Rating Area 1	Tobacco User/Non-Tobacco User	60	758.37	777.33
16322PA0050106	Rating Area 1	Tobacco User/Non-Tobacco User	61	785.20	804.83
16322PA0050106	Rating Area 1	Tobacco User/Non-Tobacco User	62	802.80	822.87
16322PA0050106	Rating Area 1	Tobacco User/Non-Tobacco User	63	824.88	845.50
16322PA0050106	Rating Area 1	Tobacco User/Non-Tobacco User	64 and over	838.29	859.25
16322PA0050106	Rating Area 3	Tobacco User/Non-Tobacco User	0-14	269.74	269.74
16322PA0050106	Rating Area 3	Tobacco User/Non-Tobacco User	15	293.72	293.72
16322PA0050106	Rating Area 3	Tobacco User/Non-Tobacco User	16	302.88	302.88
16322PA0050106	Rating Area 3	Tobacco User/Non-Tobacco User	17	312.05	312.05
16322PA0050106	Rating Area 3	Tobacco User/Non-Tobacco User	18	321.92	329.97
16322PA0050106	Rating Area 3	Tobacco User/Non-Tobacco User	19	331.80	340.09
16322PA0050106	Rating Area 3	Tobacco User/Non-Tobacco User	20	342.02	350.57
16322PA0050106	Rating Area 3	Tobacco User/Non-Tobacco User	21	352.60	361.42
16322PA0050106	Rating Area 3	Tobacco User/Non-Tobacco User	22	352.60	361.42
16322PA0050106	Rating Area 3	Tobacco User/Non-Tobacco User	23	352.60	361.42
16322PA0050106	Rating Area 3	Tobacco User/Non-Tobacco User	24	352.60	361.42
16322PA0050106	Rating Area 3	Tobacco User/Non-Tobacco User	25	354.01	362.86
16322PA0050106	Rating Area 3	Tobacco User/Non-Tobacco User	26	361.06	370.09
16322PA0050106	Rating Area 3	Tobacco User/Non-Tobacco User	27	369.52	378.76
16322PA0050106	Rating Area 3	Tobacco User/Non-Tobacco User	28	383.28	392.86
16322PA0050106	Rating Area 3	Tobacco User/Non-Tobacco User	29	394.56	404.42
16322PA0050106	Rating Area 3	Tobacco User/Non-Tobacco User	30	400.20	410.21
16322PA0050106	Rating Area 3	Tobacco User/Non-Tobacco User	31	408.66	418.88
16322PA0050106	Rating Area 3	Tobacco User/Non-Tobacco User	32	417.13	427.55
16322PA0050106	Rating Area 3	Tobacco User/Non-Tobacco User	33	422.41	432.98
16322PA0050106	Rating Area 3	Tobacco User/Non-Tobacco User	34	428.06	438.76
16322PA0050106	Rating Area 3	Tobacco User/Non-Tobacco User	35	430.88	441.65
16322PA0050106	Rating Area 3	Tobacco User/Non-Tobacco User	36	433.70	444.54
16322PA0050106	Rating Area 3	Tobacco User/Non-Tobacco User	37	436.52	447.43
16322PA0050106	Rating Area 3	Tobacco User/Non-Tobacco User	38	439.34	450.32
16322PA0050106	Rating Area 3	Tobacco User/Non-Tobacco User	39	444.98	456.11
16322PA0050106	Rating Area 3	Tobacco User/Non-Tobacco User	40	450.62	461.89
16322PA0050106	Rating Area 3	Tobacco User/Non-Tobacco User	41	459.09	470.56
16322PA0050106	Rating Area 3	Tobacco User/Non-Tobacco User	42	467.20	478.87
16322PA0050106	Rating Area 3	Tobacco User/Non-Tobacco User	43	478.48	490.44
16322PA0050106	Rating Area 3	Tobacco User/Non-Tobacco User	44	492.58	504.90
16322PA0050106	Rating Area 3	Tobacco User/Non-Tobacco User	45	509.15	521.88
16322PA0050106	Rating Area 3	Tobacco User/Non-Tobacco User	46	528.90	542.12
16322PA0050106	Rating Area 3	Tobacco User/Non-Tobacco User	47	551.11	564.89
16322PA0050106	Rating Area 3	Tobacco User/Non-Tobacco User	48	576.50	590.91
16322PA0050106	Rating Area 3	Tobacco User/Non-Tobacco User	49	601.54	616.57
16322PA0050106	Rating Area 3	Tobacco User/Non-Tobacco User	50	629.74	645.49
16322PA0050106	Rating Area 3	Tobacco User/Non-Tobacco User	51	657.60	674.04
16322PA0050106	Rating Area 3	Tobacco User/Non-Tobacco User	52	688.28	705.48
16322PA0050106	Rating Area 3	Tobacco User/Non-Tobacco User	53	719.30	737.29
16322PA0050106	Rating Area 3	Tobacco User/Non-Tobacco User	54	752.80	771.62
16322PA0050106	Rating Area 3	Tobacco User/Non-Tobacco User	55	786.30	805.96
16322PA0050106	Rating Area 3	Tobacco User/Non-Tobacco User	56	822.62	843.18
16322PA0050106	Rating Area 3	Tobacco User/Non-Tobacco User	57	859.29	880.77
16322PA0050106	Rating Area 3	Tobacco User/Non-Tobacco User	58	898.42	920.89
16322PA0050106	Rating Area 3	Tobacco User/Non-Tobacco User	59	917.82	940.76
16322PA0050106	Rating Area 3	Tobacco User/Non-Tobacco User	60	956.96	980.88
16322PA0050106	Rating Area 3	Tobacco User/Non-Tobacco User	61	990.81	1015.58
16322PA0050106	Rating Area 3	Tobacco User/Non-Tobacco User	62	1013.02	1038.35
16322PA0050106	Rating Area 3	Tobacco User/Non-Tobacco User	63	1040.88	1066.90
16322PA0050106	Rating Area 3	Tobacco User/Non-Tobacco User	64 and over	1057.80	1084.25
16322PA0050106	Rating Area 4	Tobacco User/Non-Tobacco User	0-14	213.76	213.76
16322PA0050106	Rating Area 4	Tobacco User/Non-Tobacco User	15	232.77	232.77
16322PA0050106	Rating Area 4	Tobacco User/Non-Tobacco User	16	240.03	240.03
16322PA0050106	Rating Area 4	Tobacco User/Non-Tobacco User	17	247.30	247.30
16322PA0050106	Rating Area 4	Tobacco User/Non-Tobacco User	18	255.12	261.50
16322PA0050106	Rating Area 4	Tobacco User/Non-Tobacco User	19	262.94	269.52
16322PA0050106	Rating Area 4	Tobacco User/Non-Tobacco User	20	271.05	277.82
16322PA0050106	Rating Area 4	Tobacco User/Non-Tobacco User	21	279.43	286.42
16322PA0050106	Rating Area 4	Tobacco User/Non-Tobacco User	22	279.43	286.42
16322PA0050106	Rating Area 4	Tobacco User/Non-Tobacco User	23	279.43	286.42
16322PA0050106	Rating Area 4	Tobacco User/Non-Tobacco User	24	279.43	286.42
16322PA0050106	Rating Area 4	Tobacco User/Non-Tobacco User	25	280.55	287.56
16322PA0050106	Rating Area 4	Tobacco User/Non-Tobacco User	26	286.14	293.29
16322PA0050106	Rating Area 4	Tobacco User/Non-Tobacco User	27	292.84	300.16
16322PA0050106	Rating Area 4	Tobacco User/Non-Tobacco User	28	303.74	311.33
16322PA0050106	Rating Area 4	Tobacco User/Non-Tobacco User	29	312.68	320.50
16322PA0050106	Rating Area 4	Tobacco User/Non-Tobacco User	30	317.15	325.08
16322PA0050106	Rating Area 4	Tobacco User/Non-Tobacco User	31	323.86	331.96
16322PA0050106	Rating Area 4	Tobacco User/Non-Tobacco User	32	330.57	338.83

16322PA0050106	Rating Area 4	Tobacco User/Non-Tobacco User	33	334.76	343.13
16322PA0050106	Rating Area 4	Tobacco User/Non-Tobacco User	34	339.23	347.71
16322PA0050106	Rating Area 4	Tobacco User/Non-Tobacco User	35	341.46	350.00
16322PA0050106	Rating Area 4	Tobacco User/Non-Tobacco User	36	343.70	352.29
16322PA0050106	Rating Area 4	Tobacco User/Non-Tobacco User	37	345.93	354.58
16322PA0050106	Rating Area 4	Tobacco User/Non-Tobacco User	38	348.17	356.87
16322PA0050106	Rating Area 4	Tobacco User/Non-Tobacco User	39	352.64	361.46
16322PA0050106	Rating Area 4	Tobacco User/Non-Tobacco User	40	357.11	366.04
16322PA0050106	Rating Area 4	Tobacco User/Non-Tobacco User	41	363.82	372.91
16322PA0050106	Rating Area 4	Tobacco User/Non-Tobacco User	42	370.24	379.50
16322PA0050106	Rating Area 4	Tobacco User/Non-Tobacco User	43	379.19	388.67
16322PA0050106	Rating Area 4	Tobacco User/Non-Tobacco User	44	390.36	400.12
16322PA0050106	Rating Area 4	Tobacco User/Non-Tobacco User	45	403.50	413.58
16322PA0050106	Rating Area 4	Tobacco User/Non-Tobacco User	46	419.15	429.62
16322PA0050106	Rating Area 4	Tobacco User/Non-Tobacco User	47	436.75	447.67
16322PA0050106	Rating Area 4	Tobacco User/Non-Tobacco User	48	456.87	468.29
16322PA0050106	Rating Area 4	Tobacco User/Non-Tobacco User	49	476.71	488.63
16322PA0050106	Rating Area 4	Tobacco User/Non-Tobacco User	50	499.06	511.54
16322PA0050106	Rating Area 4	Tobacco User/Non-Tobacco User	51	521.14	534.17
16322PA0050106	Rating Area 4	Tobacco User/Non-Tobacco User	52	545.45	559.08
16322PA0050106	Rating Area 4	Tobacco User/Non-Tobacco User	53	570.04	584.29
16322PA0050106	Rating Area 4	Tobacco User/Non-Tobacco User	54	596.58	611.50
16322PA0050106	Rating Area 4	Tobacco User/Non-Tobacco User	55	623.13	638.71
16322PA0050106	Rating Area 4	Tobacco User/Non-Tobacco User	56	651.91	668.21
16322PA0050106	Rating Area 4	Tobacco User/Non-Tobacco User	57	680.97	698.00
16322PA0050106	Rating Area 4	Tobacco User/Non-Tobacco User	58	711.99	729.79
16322PA0050106	Rating Area 4	Tobacco User/Non-Tobacco User	59	727.36	745.54
16322PA0050106	Rating Area 4	Tobacco User/Non-Tobacco User	60	758.37	777.33
16322PA0050106	Rating Area 4	Tobacco User/Non-Tobacco User	61	785.20	804.83
16322PA0050106	Rating Area 4	Tobacco User/Non-Tobacco User	62	802.80	822.87
16322PA0050106	Rating Area 4	Tobacco User/Non-Tobacco User	63	824.88	845.50
16322PA0050106	Rating Area 4	Tobacco User/Non-Tobacco User	64 and over	838.29	859.25
16322PA0050106	Rating Area 5	Tobacco User/Non-Tobacco User	0-14	213.76	213.76
16322PA0050106	Rating Area 5	Tobacco User/Non-Tobacco User	15	232.77	232.77
16322PA0050106	Rating Area 5	Tobacco User/Non-Tobacco User	16	240.03	240.03
16322PA0050106	Rating Area 5	Tobacco User/Non-Tobacco User	17	247.30	247.30
16322PA0050106	Rating Area 5	Tobacco User/Non-Tobacco User	18	255.12	261.50
16322PA0050106	Rating Area 5	Tobacco User/Non-Tobacco User	19	262.94	269.52
16322PA0050106	Rating Area 5	Tobacco User/Non-Tobacco User	20	271.05	277.82
16322PA0050106	Rating Area 5	Tobacco User/Non-Tobacco User	21	279.43	286.42
16322PA0050106	Rating Area 5	Tobacco User/Non-Tobacco User	22	279.43	286.42
16322PA0050106	Rating Area 5	Tobacco User/Non-Tobacco User	23	279.43	286.42
16322PA0050106	Rating Area 5	Tobacco User/Non-Tobacco User	24	279.43	286.42
16322PA0050106	Rating Area 5	Tobacco User/Non-Tobacco User	25	280.55	287.56
16322PA0050106	Rating Area 5	Tobacco User/Non-Tobacco User	26	286.14	293.29
16322PA0050106	Rating Area 5	Tobacco User/Non-Tobacco User	27	292.84	300.16
16322PA0050106	Rating Area 5	Tobacco User/Non-Tobacco User	28	303.74	311.33
16322PA0050106	Rating Area 5	Tobacco User/Non-Tobacco User	29	312.68	320.50
16322PA0050106	Rating Area 5	Tobacco User/Non-Tobacco User	30	317.15	325.08
16322PA0050106	Rating Area 5	Tobacco User/Non-Tobacco User	31	323.86	331.96
16322PA0050106	Rating Area 5	Tobacco User/Non-Tobacco User	32	330.57	338.83
16322PA0050106	Rating Area 5	Tobacco User/Non-Tobacco User	33	334.76	343.13
16322PA0050106	Rating Area 5	Tobacco User/Non-Tobacco User	34	339.23	347.71
16322PA0050106	Rating Area 5	Tobacco User/Non-Tobacco User	35	341.46	350.00
16322PA0050106	Rating Area 5	Tobacco User/Non-Tobacco User	36	343.70	352.29
16322PA0050106	Rating Area 5	Tobacco User/Non-Tobacco User	37	345.93	354.58
16322PA0050106	Rating Area 5	Tobacco User/Non-Tobacco User	38	348.17	356.87
16322PA0050106	Rating Area 5	Tobacco User/Non-Tobacco User	39	352.64	361.46
16322PA0050106	Rating Area 5	Tobacco User/Non-Tobacco User	40	357.11	366.04
16322PA0050106	Rating Area 5	Tobacco User/Non-Tobacco User	41	363.82	372.91
16322PA0050106	Rating Area 5	Tobacco User/Non-Tobacco User	42	370.24	379.50
16322PA0050106	Rating Area 5	Tobacco User/Non-Tobacco User	43	379.19	388.67
16322PA0050106	Rating Area 5	Tobacco User/Non-Tobacco User	44	390.36	400.12
16322PA0050106	Rating Area 5	Tobacco User/Non-Tobacco User	45	403.50	413.58
16322PA0050106	Rating Area 5	Tobacco User/Non-Tobacco User	46	419.15	429.62
16322PA0050106	Rating Area 5	Tobacco User/Non-Tobacco User	47	436.75	447.67
16322PA0050106	Rating Area 5	Tobacco User/Non-Tobacco User	48	456.87	468.29
16322PA0050106	Rating Area 5	Tobacco User/Non-Tobacco User	49	476.71	488.63
16322PA0050106	Rating Area 5	Tobacco User/Non-Tobacco User	50	499.06	511.54
16322PA0050106	Rating Area 5	Tobacco User/Non-Tobacco User	51	521.14	534.17
16322PA0050106	Rating Area 5	Tobacco User/Non-Tobacco User	52	545.45	559.08
16322PA0050106	Rating Area 5	Tobacco User/Non-Tobacco User	53	570.04	584.29
16322PA0050106	Rating Area 5	Tobacco User/Non-Tobacco User	54	596.58	611.50
16322PA0050106	Rating Area 5	Tobacco User/Non-Tobacco User	55	623.13	638.71
16322PA0050106	Rating Area 5	Tobacco User/Non-Tobacco User	56	651.91	668.21
16322PA0050106	Rating Area 5	Tobacco User/Non-Tobacco User	57	680.97	698.00
16322PA0050106	Rating Area 5	Tobacco User/Non-Tobacco User	58	711.99	729.79
16322PA0050106	Rating Area 5	Tobacco User/Non-Tobacco User	59	727.36	745.54
16322PA0050106	Rating Area 5	Tobacco User/Non-Tobacco User	60	758.37	777.33
16322PA0050106	Rating Area 5	Tobacco User/Non-Tobacco User	61	785.20	804.83
16322PA0050106	Rating Area 5	Tobacco User/Non-Tobacco User	62	802.80	822.87
16322PA0050106	Rating Area 5	Tobacco User/Non-Tobacco User	63	824.88	845.50
16322PA0050106	Rating Area 5	Tobacco User/Non-Tobacco User	64 and over	838.29	859.25
16322PA0050108	Rating Area 4	Tobacco User/Non-Tobacco User	0-14	174.40	174.40
16322PA0050108	Rating Area 4	Tobacco User/Non-Tobacco User	15	189.90	189.90
16322PA0050108	Rating Area 4	Tobacco User/Non-Tobacco User	16	195.83	195.83
16322PA0050108	Rating Area 4	Tobacco User/Non-Tobacco User	17	201.75	201.75
16322PA0050108	Rating Area 4	Tobacco User/Non-Tobacco User	18	208.14	213.34
16322PA0050108	Rating Area 4	Tobacco User/Non-Tobacco User	19	214.52	219.88
16322PA0050108	Rating Area 4	Tobacco User/Non-Tobacco User	20	221.13	226.66
16322PA0050108	Rating Area 4	Tobacco User/Non-Tobacco User	21	227.97	233.67
16322PA0050108	Rating Area 4	Tobacco User/Non-Tobacco User	22	227.97	233.67
16322PA0050108	Rating Area 4	Tobacco User/Non-Tobacco User	23	227.97	233.67
16322PA0050108	Rating Area 4	Tobacco User/Non-Tobacco User	24	227.97	233.67
16322PA0050108	Rating Area 4	Tobacco User/Non-Tobacco User	25	228.88	234.60
16322PA0050108	Rating Area 4	Tobacco User/Non-Tobacco User	26	233.44	239.28
16322PA0050108	Rating Area 4	Tobacco User/Non-Tobacco User	27	238.91	244.89
16322PA0050108	Rating Area 4	Tobacco User/Non-Tobacco User	28	247.80	254.00
16322PA0050108	Rating Area 4	Tobacco User/Non-Tobacco User	29	255.10	261.48
16322PA0050108	Rating Area 4	Tobacco User/Non-Tobacco User	30	258.75	265.21
16322PA0050108	Rating Area 4	Tobacco User/Non-Tobacco User	31	264.22	270.82
16322PA0050108	Rating Area 4	Tobacco User/Non-Tobacco User	32	269.69	276.43
16322PA0050108	Rating Area 4	Tobacco User/Non-Tobacco User	33	273.11	279.94
16322PA0050108	Rating Area 4	Tobacco User/Non-Tobacco User	34	276.76	283.67
16322PA0050108	Rating Area 4	Tobacco User/Non-Tobacco User	35	278.58	285.54
16322PA0050108	Rating Area 4	Tobacco User/Non-Tobacco User	36	280.40	287.41
16322PA0050108	Rating Area 4	Tobacco User/Non-Tobacco User	37	282.23	289.28
16322PA0050108	Rating Area 4	Tobacco User/Non-Tobacco User	38	284.05	291.15
16322PA0050108	Rating Area 4	Tobacco User/Non-Tobacco User	39	287.70	294.89
16322PA0050108	Rating Area 4	Tobacco User/Non-Tobacco User	40	291.35	298.63
16322PA0050108	Rating Area 4	Tobacco User/Non-Tobacco User	41	296.82	304.24
16322PA0050108	Rating Area 4	Tobacco User/Non-Tobacco User	42	302.06	309.61
16322PA0050108	Rating Area 4	Tobacco User/Non-Tobacco User	43	309.36	317.09
16322PA0050108	Rating Area 4	Tobacco User/Non-Tobacco User	44	318.47	326.44
16322PA0050108	Rating Area 4	Tobacco User/Non-Tobacco User	45	329.19	337.42
16322PA0050108	Rating Area 4	Tobacco User/Non-Tobacco User	46	341.96	350.50
16322PA0050108	Rating Area 4	Tobacco User/Non-Tobacco User	47	356.32	365.23
16322PA0050108	Rating Area 4	Tobacco User/Non-Tobacco User	48	372.73	382.05
16322PA0050108	Rating Area 4	Tobacco User/Non-Tobacco User	49	388.92	398.64
16322PA0050108	Rating Area 4	Tobacco User/Non-Tobacco User	50	407.15	417.33
16322PA0050108	Rating Area 4	Tobacco User/Non-Tobacco User	51	425.16	435.79
16322PA0050108	Rating Area 4	Tobacco User/Non-Tobacco User	52	445.00	456.12
16322PA0050108	Rating Area 4	Tobacco User/Non-Tobacco User	53	465.06	476.69
16322PA0050108	Rating Area 4	Tobacco User/Non-Tobacco User	54	486.72	498.88
16322PA0050108	Rating Area 4	Tobacco User/Non-Tobacco User	55	508.37	521.08
16322PA0050108	Rating Area 4	Tobacco User/Non-Tobacco User	56	531.85	545.15
16322PA0050108	Rating Area 4	Tobacco User/Non-Tobacco User	57	555.56	569.45
16322PA0050108	Rating Area 4	Tobacco User/Non-Tobacco User	58	580.87	595.39
16322PA0050108	Rating Area 4	Tobacco User/Non-Tobacco User	59	593.41	608.24
16322PA0050108	Rating Area 4	Tobacco User/Non-Tobacco User	60	618.71	634.18
16322PA0050108	Rating Area 4	Tobacco User/Non-Tobacco User	61	640.60	656.61
16322PA0050108	Rating Area 4	Tobacco User/Non-Tobacco User	62	654.96	671.33

16322PA0050108	Rating Area 4	Tobacco User/Non-Tobacco User	63	672.97	689.79
16322PA0050108	Rating Area 4	Tobacco User/Non-Tobacco User	64 and over	683.91	701.01
16322PA0050111	Rating Area 1	Tobacco User/Non-Tobacco User	0-14	140.46	140.46
16322PA0050111	Rating Area 1	Tobacco User/Non-Tobacco User	15	152.95	152.95
16322PA0050111	Rating Area 1	Tobacco User/Non-Tobacco User	16	157.72	157.72
16322PA0050111	Rating Area 1	Tobacco User/Non-Tobacco User	17	162.49	162.49
16322PA0050111	Rating Area 1	Tobacco User/Non-Tobacco User	18	167.64	171.83
16322PA0050111	Rating Area 1	Tobacco User/Non-Tobacco User	19	172.78	177.10
16322PA0050111	Rating Area 1	Tobacco User/Non-Tobacco User	20	178.10	182.55
16322PA0050111	Rating Area 1	Tobacco User/Non-Tobacco User	21	183.61	188.20
16322PA0050111	Rating Area 1	Tobacco User/Non-Tobacco User	22	183.61	188.20
16322PA0050111	Rating Area 1	Tobacco User/Non-Tobacco User	23	183.61	188.20
16322PA0050111	Rating Area 1	Tobacco User/Non-Tobacco User	24	183.61	188.20
16322PA0050111	Rating Area 1	Tobacco User/Non-Tobacco User	25	184.34	188.95
16322PA0050111	Rating Area 1	Tobacco User/Non-Tobacco User	26	188.02	192.72
16322PA0050111	Rating Area 1	Tobacco User/Non-Tobacco User	27	192.42	197.23
16322PA0050111	Rating Area 1	Tobacco User/Non-Tobacco User	28	199.58	204.57
16322PA0050111	Rating Area 1	Tobacco User/Non-Tobacco User	29	205.46	210.60
16322PA0050111	Rating Area 1	Tobacco User/Non-Tobacco User	30	208.40	213.61
16322PA0050111	Rating Area 1	Tobacco User/Non-Tobacco User	31	212.80	218.12
16322PA0050111	Rating Area 1	Tobacco User/Non-Tobacco User	32	217.21	222.64
16322PA0050111	Rating Area 1	Tobacco User/Non-Tobacco User	33	219.96	225.46
16322PA0050111	Rating Area 1	Tobacco User/Non-Tobacco User	34	222.90	228.48
16322PA0050111	Rating Area 1	Tobacco User/Non-Tobacco User	35	224.37	229.98
16322PA0050111	Rating Area 1	Tobacco User/Non-Tobacco User	36	225.84	231.49
16322PA0050111	Rating Area 1	Tobacco User/Non-Tobacco User	37	227.31	232.99
16322PA0050111	Rating Area 1	Tobacco User/Non-Tobacco User	38	228.78	234.50
16322PA0050111	Rating Area 1	Tobacco User/Non-Tobacco User	39	231.72	237.51
16322PA0050111	Rating Area 1	Tobacco User/Non-Tobacco User	40	234.65	240.52
16322PA0050111	Rating Area 1	Tobacco User/Non-Tobacco User	41	239.06	245.04
16322PA0050111	Rating Area 1	Tobacco User/Non-Tobacco User	42	243.28	249.37
16322PA0050111	Rating Area 1	Tobacco User/Non-Tobacco User	43	249.16	255.39
16322PA0050111	Rating Area 1	Tobacco User/Non-Tobacco User	44	256.50	262.92
16322PA0050111	Rating Area 1	Tobacco User/Non-Tobacco User	45	265.13	271.76
16322PA0050111	Rating Area 1	Tobacco User/Non-Tobacco User	46	275.42	282.30
16322PA0050111	Rating Area 1	Tobacco User/Non-Tobacco User	47	286.98	294.16
16322PA0050111	Rating Area 1	Tobacco User/Non-Tobacco User	48	300.20	307.71
16322PA0050111	Rating Area 1	Tobacco User/Non-Tobacco User	49	313.24	321.07
16322PA0050111	Rating Area 1	Tobacco User/Non-Tobacco User	50	327.93	336.13
16322PA0050111	Rating Area 1	Tobacco User/Non-Tobacco User	51	342.43	350.99
16322PA0050111	Rating Area 1	Tobacco User/Non-Tobacco User	52	358.41	367.37
16322PA0050111	Rating Area 1	Tobacco User/Non-Tobacco User	53	374.56	383.93
16322PA0050111	Rating Area 1	Tobacco User/Non-Tobacco User	54	392.01	401.81
16322PA0050111	Rating Area 1	Tobacco User/Non-Tobacco User	55	409.45	419.69
16322PA0050111	Rating Area 1	Tobacco User/Non-Tobacco User	56	428.36	439.07
16322PA0050111	Rating Area 1	Tobacco User/Non-Tobacco User	57	447.46	458.64
16322PA0050111	Rating Area 1	Tobacco User/Non-Tobacco User	58	467.84	479.53
16322PA0050111	Rating Area 1	Tobacco User/Non-Tobacco User	59	477.94	489.89
16322PA0050111	Rating Area 1	Tobacco User/Non-Tobacco User	60	498.32	510.78
16322PA0050111	Rating Area 1	Tobacco User/Non-Tobacco User	61	515.94	528.84
16322PA0050111	Rating Area 1	Tobacco User/Non-Tobacco User	62	527.51	540.70
16322PA0050111	Rating Area 1	Tobacco User/Non-Tobacco User	63	542.02	555.57
16322PA0050111	Rating Area 1	Tobacco User/Non-Tobacco User	64 and over	550.83	564.60
16322PA0050111	Rating Area 3	Tobacco User/Non-Tobacco User	0-14	177.24	177.24
16322PA0050111	Rating Area 3	Tobacco User/Non-Tobacco User	15	193.00	193.00
16322PA0050111	Rating Area 3	Tobacco User/Non-Tobacco User	16	199.02	199.02
16322PA0050111	Rating Area 3	Tobacco User/Non-Tobacco User	17	205.05	205.05
16322PA0050111	Rating Area 3	Tobacco User/Non-Tobacco User	18	211.53	216.82
16322PA0050111	Rating Area 3	Tobacco User/Non-Tobacco User	19	218.02	223.47
16322PA0050111	Rating Area 3	Tobacco User/Non-Tobacco User	20	224.74	230.36
16322PA0050111	Rating Area 3	Tobacco User/Non-Tobacco User	21	231.69	237.48
16322PA0050111	Rating Area 3	Tobacco User/Non-Tobacco User	22	231.69	237.48
16322PA0050111	Rating Area 3	Tobacco User/Non-Tobacco User	23	231.69	237.48
16322PA0050111	Rating Area 3	Tobacco User/Non-Tobacco User	24	231.69	237.48
16322PA0050111	Rating Area 3	Tobacco User/Non-Tobacco User	25	232.62	238.43
16322PA0050111	Rating Area 3	Tobacco User/Non-Tobacco User	26	237.25	243.18
16322PA0050111	Rating Area 3	Tobacco User/Non-Tobacco User	27	242.81	248.88
16322PA0050111	Rating Area 3	Tobacco User/Non-Tobacco User	28	251.85	258.14
16322PA0050111	Rating Area 3	Tobacco User/Non-Tobacco User	29	259.26	265.74
16322PA0050111	Rating Area 3	Tobacco User/Non-Tobacco User	30	262.97	269.54
16322PA0050111	Rating Area 3	Tobacco User/Non-Tobacco User	31	268.53	275.24
16322PA0050111	Rating Area 3	Tobacco User/Non-Tobacco User	32	274.09	280.94
16322PA0050111	Rating Area 3	Tobacco User/Non-Tobacco User	33	277.56	284.50
16322PA0050111	Rating Area 3	Tobacco User/Non-Tobacco User	34	281.27	288.30
16322PA0050111	Rating Area 3	Tobacco User/Non-Tobacco User	35	283.13	290.20
16322PA0050111	Rating Area 3	Tobacco User/Non-Tobacco User	36	284.98	292.10
16322PA0050111	Rating Area 3	Tobacco User/Non-Tobacco User	37	286.83	294.00
16322PA0050111	Rating Area 3	Tobacco User/Non-Tobacco User	38	288.69	295.90
16322PA0050111	Rating Area 3	Tobacco User/Non-Tobacco User	39	292.39	299.70
16322PA0050111	Rating Area 3	Tobacco User/Non-Tobacco User	40	296.10	303.50
16322PA0050111	Rating Area 3	Tobacco User/Non-Tobacco User	41	301.66	309.20
16322PA0050111	Rating Area 3	Tobacco User/Non-Tobacco User	42	306.99	314.66
16322PA0050111	Rating Area 3	Tobacco User/Non-Tobacco User	43	314.40	322.26
16322PA0050111	Rating Area 3	Tobacco User/Non-Tobacco User	44	323.67	331.76
16322PA0050111	Rating Area 3	Tobacco User/Non-Tobacco User	45	334.56	342.92
16322PA0050111	Rating Area 3	Tobacco User/Non-Tobacco User	46	347.54	356.22
16322PA0050111	Rating Area 3	Tobacco User/Non-Tobacco User	47	362.13	371.18
16322PA0050111	Rating Area 3	Tobacco User/Non-Tobacco User	48	378.81	388.28
16322PA0050111	Rating Area 3	Tobacco User/Non-Tobacco User	49	395.26	405.14
16322PA0050111	Rating Area 3	Tobacco User/Non-Tobacco User	50	413.80	424.14
16322PA0050111	Rating Area 3	Tobacco User/Non-Tobacco User	51	432.10	442.90
16322PA0050111	Rating Area 3	Tobacco User/Non-Tobacco User	52	452.26	463.57
16322PA0050111	Rating Area 3	Tobacco User/Non-Tobacco User	53	472.65	484.46
16322PA0050111	Rating Area 3	Tobacco User/Non-Tobacco User	54	494.66	507.02
16322PA0050111	Rating Area 3	Tobacco User/Non-Tobacco User	55	516.67	529.59
16322PA0050111	Rating Area 3	Tobacco User/Non-Tobacco User	56	540.53	554.05
16322PA0050111	Rating Area 3	Tobacco User/Non-Tobacco User	57	564.63	578.74
16322PA0050111	Rating Area 3	Tobacco User/Non-Tobacco User	58	590.35	605.10
16322PA0050111	Rating Area 3	Tobacco User/Non-Tobacco User	59	603.09	618.17
16322PA0050111	Rating Area 3	Tobacco User/Non-Tobacco User	60	628.81	644.53
16322PA0050111	Rating Area 3	Tobacco User/Non-Tobacco User	61	651.05	667.33
16322PA0050111	Rating Area 3	Tobacco User/Non-Tobacco User	62	665.65	682.29
16322PA0050111	Rating Area 3	Tobacco User/Non-Tobacco User	63	683.95	701.05
16322PA0050111	Rating Area 3	Tobacco User/Non-Tobacco User	64 and over	695.07	712.45
16322PA0050111	Rating Area 4	Tobacco User/Non-Tobacco User	0-14	140.46	140.46
16322PA0050111	Rating Area 4	Tobacco User/Non-Tobacco User	15	152.95	152.95
16322PA0050111	Rating Area 4	Tobacco User/Non-Tobacco User	16	157.72	157.72
16322PA0050111	Rating Area 4	Tobacco User/Non-Tobacco User	17	162.49	162.49
16322PA0050111	Rating Area 4	Tobacco User/Non-Tobacco User	18	167.64	171.83
16322PA0050111	Rating Area 4	Tobacco User/Non-Tobacco User	19	172.78	177.10
16322PA0050111	Rating Area 4	Tobacco User/Non-Tobacco User	20	178.10	182.55
16322PA0050111	Rating Area 4	Tobacco User/Non-Tobacco User	21	183.61	188.20
16322PA0050111	Rating Area 4	Tobacco User/Non-Tobacco User	22	183.61	188.20
16322PA0050111	Rating Area 4	Tobacco User/Non-Tobacco User	23	183.61	188.20
16322PA0050111	Rating Area 4	Tobacco User/Non-Tobacco User	24	183.61	188.20
16322PA0050111	Rating Area 4	Tobacco User/Non-Tobacco User	25	184.34	188.95
16322PA0050111	Rating Area 4	Tobacco User/Non-Tobacco User	26	188.02	192.72
16322PA0050111	Rating Area 4	Tobacco User/Non-Tobacco User	27	192.42	197.23
16322PA0050111	Rating Area 4	Tobacco User/Non-Tobacco User	28	199.58	204.57
16322PA0050111	Rating Area 4	Tobacco User/Non-Tobacco User	29	205.46	210.60
16322PA0050111	Rating Area 4	Tobacco User/Non-Tobacco User	30	208.40	213.61
16322PA0050111	Rating Area 4	Tobacco User/Non-Tobacco User	31	212.80	218.12
16322PA0050111	Rating Area 4	Tobacco User/Non-Tobacco User	32	217.21	222.64
16322PA0050111	Rating Area 4	Tobacco User/Non-Tobacco User	33	219.96	225.46
16322PA0050111	Rating Area 4	Tobacco User/Non-Tobacco User	34	222.90	228.48
16322PA0050111	Rating Area 4	Tobacco User/Non-Tobacco User	35	224.37	229.98
16322PA0050111	Rating Area 4	Tobacco User/Non-Tobacco User	36	225.84	231.49
16322PA0050111	Rating Area 4	Tobacco User/Non-Tobacco User	37	227.31	232.99
16322PA0050111	Rating Area 4	Tobacco User/Non-Tobacco User	38	228.78	234.50
16322PA0050111	Rating Area 4	Tobacco User/Non-Tobacco User	39	231.72	237.51
16322PA0050111	Rating Area 4	Tobacco User/Non-Tobacco User	40	234.65	240.52
16322PA0050111	Rating Area 4	Tobacco User/Non-Tobacco User	41	239.06	245.04

16322PA0050111	Rating Area 4	Tobacco User/Non-Tobacco User	42	243.28	249.37
16322PA0050111	Rating Area 4	Tobacco User/Non-Tobacco User	43	249.16	255.39
16322PA0050111	Rating Area 4	Tobacco User/Non-Tobacco User	44	256.50	262.92
16322PA0050111	Rating Area 4	Tobacco User/Non-Tobacco User	45	265.13	271.76
16322PA0050111	Rating Area 4	Tobacco User/Non-Tobacco User	46	275.42	282.30
16322PA0050111	Rating Area 4	Tobacco User/Non-Tobacco User	47	286.98	294.16
16322PA0050111	Rating Area 4	Tobacco User/Non-Tobacco User	48	300.20	307.71
16322PA0050111	Rating Area 4	Tobacco User/Non-Tobacco User	49	313.24	321.07
16322PA0050111	Rating Area 4	Tobacco User/Non-Tobacco User	50	327.93	336.13
16322PA0050111	Rating Area 4	Tobacco User/Non-Tobacco User	51	342.43	350.99
16322PA0050111	Rating Area 4	Tobacco User/Non-Tobacco User	52	358.41	367.37
16322PA0050111	Rating Area 4	Tobacco User/Non-Tobacco User	53	374.56	383.93
16322PA0050111	Rating Area 4	Tobacco User/Non-Tobacco User	54	392.01	401.81
16322PA0050111	Rating Area 4	Tobacco User/Non-Tobacco User	55	409.45	419.69
16322PA0050111	Rating Area 4	Tobacco User/Non-Tobacco User	56	428.36	439.07
16322PA0050111	Rating Area 4	Tobacco User/Non-Tobacco User	57	447.46	458.64
16322PA0050111	Rating Area 4	Tobacco User/Non-Tobacco User	58	467.84	479.53
16322PA0050111	Rating Area 4	Tobacco User/Non-Tobacco User	59	477.94	489.89
16322PA0050111	Rating Area 4	Tobacco User/Non-Tobacco User	60	498.32	510.78
16322PA0050111	Rating Area 4	Tobacco User/Non-Tobacco User	61	515.94	528.84
16322PA0050111	Rating Area 4	Tobacco User/Non-Tobacco User	62	527.51	540.70
16322PA0050111	Rating Area 4	Tobacco User/Non-Tobacco User	63	542.02	555.57
16322PA0050111	Rating Area 4	Tobacco User/Non-Tobacco User	64 and over	550.83	564.60
16322PA0050111	Rating Area 5	Tobacco User/Non-Tobacco User	0-14	140.46	140.46
16322PA0050111	Rating Area 5	Tobacco User/Non-Tobacco User	15	152.95	152.95
16322PA0050111	Rating Area 5	Tobacco User/Non-Tobacco User	16	157.72	157.72
16322PA0050111	Rating Area 5	Tobacco User/Non-Tobacco User	17	162.49	162.49
16322PA0050111	Rating Area 5	Tobacco User/Non-Tobacco User	18	167.64	171.83
16322PA0050111	Rating Area 5	Tobacco User/Non-Tobacco User	19	172.78	177.10
16322PA0050111	Rating Area 5	Tobacco User/Non-Tobacco User	20	178.10	182.55
16322PA0050111	Rating Area 5	Tobacco User/Non-Tobacco User	21	183.61	188.20
16322PA0050111	Rating Area 5	Tobacco User/Non-Tobacco User	22	183.61	188.20
16322PA0050111	Rating Area 5	Tobacco User/Non-Tobacco User	23	183.61	188.20
16322PA0050111	Rating Area 5	Tobacco User/Non-Tobacco User	24	183.61	188.20
16322PA0050111	Rating Area 5	Tobacco User/Non-Tobacco User	25	184.34	188.95
16322PA0050111	Rating Area 5	Tobacco User/Non-Tobacco User	26	188.02	192.72
16322PA0050111	Rating Area 5	Tobacco User/Non-Tobacco User	27	192.42	197.23
16322PA0050111	Rating Area 5	Tobacco User/Non-Tobacco User	28	199.58	204.57
16322PA0050111	Rating Area 5	Tobacco User/Non-Tobacco User	29	205.46	210.60
16322PA0050111	Rating Area 5	Tobacco User/Non-Tobacco User	30	208.40	213.61
16322PA0050111	Rating Area 5	Tobacco User/Non-Tobacco User	31	212.80	218.12
16322PA0050111	Rating Area 5	Tobacco User/Non-Tobacco User	32	217.21	222.64
16322PA0050111	Rating Area 5	Tobacco User/Non-Tobacco User	33	219.96	225.46
16322PA0050111	Rating Area 5	Tobacco User/Non-Tobacco User	34	222.90	228.48
16322PA0050111	Rating Area 5	Tobacco User/Non-Tobacco User	35	224.37	229.98
16322PA0050111	Rating Area 5	Tobacco User/Non-Tobacco User	36	225.84	231.49
16322PA0050111	Rating Area 5	Tobacco User/Non-Tobacco User	37	227.31	232.99
16322PA0050111	Rating Area 5	Tobacco User/Non-Tobacco User	38	228.78	234.50
16322PA0050111	Rating Area 5	Tobacco User/Non-Tobacco User	39	231.72	237.51
16322PA0050111	Rating Area 5	Tobacco User/Non-Tobacco User	40	234.65	240.52
16322PA0050111	Rating Area 5	Tobacco User/Non-Tobacco User	41	239.06	245.04
16322PA0050111	Rating Area 5	Tobacco User/Non-Tobacco User	42	243.28	249.37
16322PA0050111	Rating Area 5	Tobacco User/Non-Tobacco User	43	249.16	255.39
16322PA0050111	Rating Area 5	Tobacco User/Non-Tobacco User	44	256.50	262.92
16322PA0050111	Rating Area 5	Tobacco User/Non-Tobacco User	45	265.13	271.76
16322PA0050111	Rating Area 5	Tobacco User/Non-Tobacco User	46	275.42	282.30
16322PA0050111	Rating Area 5	Tobacco User/Non-Tobacco User	47	286.98	294.16
16322PA0050111	Rating Area 5	Tobacco User/Non-Tobacco User	48	300.20	307.71
16322PA0050111	Rating Area 5	Tobacco User/Non-Tobacco User	49	313.24	321.07
16322PA0050111	Rating Area 5	Tobacco User/Non-Tobacco User	50	327.93	336.13
16322PA0050111	Rating Area 5	Tobacco User/Non-Tobacco User	51	342.43	350.99
16322PA0050111	Rating Area 5	Tobacco User/Non-Tobacco User	52	358.41	367.37
16322PA0050111	Rating Area 5	Tobacco User/Non-Tobacco User	53	374.56	383.93
16322PA0050111	Rating Area 5	Tobacco User/Non-Tobacco User	54	392.01	401.81
16322PA0050111	Rating Area 5	Tobacco User/Non-Tobacco User	55	409.45	419.69
16322PA0050111	Rating Area 5	Tobacco User/Non-Tobacco User	56	428.36	439.07
16322PA0050111	Rating Area 5	Tobacco User/Non-Tobacco User	57	447.46	458.64
16322PA0050111	Rating Area 5	Tobacco User/Non-Tobacco User	58	467.84	479.53
16322PA0050111	Rating Area 5	Tobacco User/Non-Tobacco User	59	477.94	489.89
16322PA0050111	Rating Area 5	Tobacco User/Non-Tobacco User	60	498.32	510.78
16322PA0050111	Rating Area 5	Tobacco User/Non-Tobacco User	61	515.94	528.84
16322PA0050111	Rating Area 5	Tobacco User/Non-Tobacco User	62	527.51	540.70
16322PA0050111	Rating Area 5	Tobacco User/Non-Tobacco User	63	542.02	555.57
16322PA0050111	Rating Area 5	Tobacco User/Non-Tobacco User	64 and over	550.83	564.60
16322PA0050112	Rating Area 4	Tobacco User/Non-Tobacco User	0-14	148.39	148.39
16322PA0050112	Rating Area 4	Tobacco User/Non-Tobacco User	15	161.58	161.58
16322PA0050112	Rating Area 4	Tobacco User/Non-Tobacco User	16	166.62	166.62
16322PA0050112	Rating Area 4	Tobacco User/Non-Tobacco User	17	171.66	171.66
16322PA0050112	Rating Area 4	Tobacco User/Non-Tobacco User	18	177.09	181.52
16322PA0050112	Rating Area 4	Tobacco User/Non-Tobacco User	19	182.53	187.09
16322PA0050112	Rating Area 4	Tobacco User/Non-Tobacco User	20	188.15	192.85
16322PA0050112	Rating Area 4	Tobacco User/Non-Tobacco User	21	193.97	198.82
16322PA0050112	Rating Area 4	Tobacco User/Non-Tobacco User	22	193.97	198.82
16322PA0050112	Rating Area 4	Tobacco User/Non-Tobacco User	23	193.97	198.82
16322PA0050112	Rating Area 4	Tobacco User/Non-Tobacco User	24	193.97	198.82
16322PA0050112	Rating Area 4	Tobacco User/Non-Tobacco User	25	194.75	199.61
16322PA0050112	Rating Area 4	Tobacco User/Non-Tobacco User	26	198.63	203.59
16322PA0050112	Rating Area 4	Tobacco User/Non-Tobacco User	27	203.28	208.36
16322PA0050112	Rating Area 4	Tobacco User/Non-Tobacco User	28	210.85	216.12
16322PA0050112	Rating Area 4	Tobacco User/Non-Tobacco User	29	217.05	222.48
16322PA0050112	Rating Area 4	Tobacco User/Non-Tobacco User	30	220.16	225.66
16322PA0050112	Rating Area 4	Tobacco User/Non-Tobacco User	31	224.81	230.43
16322PA0050112	Rating Area 4	Tobacco User/Non-Tobacco User	32	229.47	235.20
16322PA0050112	Rating Area 4	Tobacco User/Non-Tobacco User	33	232.38	238.19
16322PA0050112	Rating Area 4	Tobacco User/Non-Tobacco User	34	235.48	241.37
16322PA0050112	Rating Area 4	Tobacco User/Non-Tobacco User	35	237.03	242.96
16322PA0050112	Rating Area 4	Tobacco User/Non-Tobacco User	36	238.58	244.55
16322PA0050112	Rating Area 4	Tobacco User/Non-Tobacco User	37	240.13	246.14
16322PA0050112	Rating Area 4	Tobacco User/Non-Tobacco User	38	241.69	247.73
16322PA0050112	Rating Area 4	Tobacco User/Non-Tobacco User	39	244.79	250.91
16322PA0050112	Rating Area 4	Tobacco User/Non-Tobacco User	40	247.89	254.09
16322PA0050112	Rating Area 4	Tobacco User/Non-Tobacco User	41	252.55	258.86
16322PA0050112	Rating Area 4	Tobacco User/Non-Tobacco User	42	257.01	263.44
16322PA0050112	Rating Area 4	Tobacco User/Non-Tobacco User	43	263.22	269.80
16322PA0050112	Rating Area 4	Tobacco User/Non-Tobacco User	44	270.98	277.75
16322PA0050112	Rating Area 4	Tobacco User/Non-Tobacco User	45	280.09	287.09
16322PA0050112	Rating Area 4	Tobacco User/Non-Tobacco User	46	290.96	298.23
16322PA0050112	Rating Area 4	Tobacco User/Non-Tobacco User	47	303.18	310.75
16322PA0050112	Rating Area 4	Tobacco User/Non-Tobacco User	48	317.14	325.07
16322PA0050112	Rating Area 4	Tobacco User/Non-Tobacco User	49	330.91	339.19
16322PA0050112	Rating Area 4	Tobacco User/Non-Tobacco User	50	346.43	355.09
16322PA0050112	Rating Area 4	Tobacco User/Non-Tobacco User	51	361.75	370.80
16322PA0050112	Rating Area 4	Tobacco User/Non-Tobacco User	52	378.63	388.10
16322PA0050112	Rating Area 4	Tobacco User/Non-Tobacco User	53	395.70	405.59
16322PA0050112	Rating Area 4	Tobacco User/Non-Tobacco User	54	414.13	424.48
16322PA0050112	Rating Area 4	Tobacco User/Non-Tobacco User	55	432.55	443.37
16322PA0050112	Rating Area 4	Tobacco User/Non-Tobacco User	56	452.53	463.85
16322PA0050112	Rating Area 4	Tobacco User/Non-Tobacco User	57	472.70	484.52
16322PA0050112	Rating Area 4	Tobacco User/Non-Tobacco User	58	494.24	506.59
16322PA0050112	Rating Area 4	Tobacco User/Non-Tobacco User	59	504.90	517.53
16322PA0050112	Rating Area 4	Tobacco User/Non-Tobacco User	60	526.43	539.60
16322PA0050112	Rating Area 4	Tobacco User/Non-Tobacco User	61	545.06	558.68
16322PA0050112	Rating Area 4	Tobacco User/Non-Tobacco User	62	557.28	571.21
16322PA0050112	Rating Area 4	Tobacco User/Non-Tobacco User	63	572.60	586.91
16322PA0050112	Rating Area 4	Tobacco User/Non-Tobacco User	64 and over	581.91	596.46
16322PA0050117	Rating Area 7	Tobacco User/Non-Tobacco User	0-14	345.85	345.85
16322PA0050117	Rating Area 7	Tobacco User/Non-Tobacco User	15	376.59	376.59
16322PA0050117	Rating Area 7	Tobacco User/Non-Tobacco User	16	388.35	388.35
16322PA0050117	Rating Area 7	Tobacco User/Non-Tobacco User	17	400.10	400.10
16322PA0050117	Rating Area 7	Tobacco User/Non-Tobacco User	18	412.76	423.08
16322PA0050117	Rating Area 7	Tobacco User/Non-Tobacco User	19	425.42	436.05
16322PA0050117	Rating Area 7	Tobacco User/Non-Tobacco User	20	438.53	449.49

16322PA0050117	Rating Area 7	Tobacco User/Non-Tobacco User	21	452.09	463.39
16322PA0050117	Rating Area 7	Tobacco User/Non-Tobacco User	22	452.09	463.39
16322PA0050117	Rating Area 7	Tobacco User/Non-Tobacco User	23	452.09	463.39
16322PA0050117	Rating Area 7	Tobacco User/Non-Tobacco User	24	452.09	463.39
16322PA0050117	Rating Area 7	Tobacco User/Non-Tobacco User	25	453.90	465.25
16322PA0050117	Rating Area 7	Tobacco User/Non-Tobacco User	26	462.94	474.51
16322PA0050117	Rating Area 7	Tobacco User/Non-Tobacco User	27	473.79	485.64
16322PA0050117	Rating Area 7	Tobacco User/Non-Tobacco User	28	491.42	503.71
16322PA0050117	Rating Area 7	Tobacco User/Non-Tobacco User	29	505.89	518.54
16322PA0050117	Rating Area 7	Tobacco User/Non-Tobacco User	30	513.12	525.95
16322PA0050117	Rating Area 7	Tobacco User/Non-Tobacco User	31	523.97	537.07
16322PA0050117	Rating Area 7	Tobacco User/Non-Tobacco User	32	534.82	548.19
16322PA0050117	Rating Area 7	Tobacco User/Non-Tobacco User	33	541.60	555.14
16322PA0050117	Rating Area 7	Tobacco User/Non-Tobacco User	34	548.84	562.56
16322PA0050117	Rating Area 7	Tobacco User/Non-Tobacco User	35	552.45	566.27
16322PA0050117	Rating Area 7	Tobacco User/Non-Tobacco User	36	556.07	569.97
16322PA0050117	Rating Area 7	Tobacco User/Non-Tobacco User	37	559.69	573.68
16322PA0050117	Rating Area 7	Tobacco User/Non-Tobacco User	38	563.30	577.39
16322PA0050117	Rating Area 7	Tobacco User/Non-Tobacco User	39	570.54	584.80
16322PA0050117	Rating Area 7	Tobacco User/Non-Tobacco User	40	577.77	592.22
16322PA0050117	Rating Area 7	Tobacco User/Non-Tobacco User	41	588.62	603.34
16322PA0050117	Rating Area 7	Tobacco User/Non-Tobacco User	42	599.02	613.99
16322PA0050117	Rating Area 7	Tobacco User/Non-Tobacco User	43	613.49	628.82
16322PA0050117	Rating Area 7	Tobacco User/Non-Tobacco User	44	631.57	647.36
16322PA0050117	Rating Area 7	Tobacco User/Non-Tobacco User	45	652.82	669.14
16322PA0050117	Rating Area 7	Tobacco User/Non-Tobacco User	46	678.14	695.09
16322PA0050117	Rating Area 7	Tobacco User/Non-Tobacco User	47	706.62	724.28
16322PA0050117	Rating Area 7	Tobacco User/Non-Tobacco User	48	739.17	757.65
16322PA0050117	Rating Area 7	Tobacco User/Non-Tobacco User	49	771.27	790.55
16322PA0050117	Rating Area 7	Tobacco User/Non-Tobacco User	50	807.43	827.62
16322PA0050117	Rating Area 7	Tobacco User/Non-Tobacco User	51	843.15	864.23
16322PA0050117	Rating Area 7	Tobacco User/Non-Tobacco User	52	882.48	904.54
16322PA0050117	Rating Area 7	Tobacco User/Non-Tobacco User	53	922.26	945.32
16322PA0050117	Rating Area 7	Tobacco User/Non-Tobacco User	54	965.21	989.34
16322PA0050117	Rating Area 7	Tobacco User/Non-Tobacco User	55	1008.16	1033.36
16322PA0050117	Rating Area 7	Tobacco User/Non-Tobacco User	56	1054.73	1081.09
16322PA0050117	Rating Area 7	Tobacco User/Non-Tobacco User	57	1101.74	1129.29
16322PA0050117	Rating Area 7	Tobacco User/Non-Tobacco User	58	1151.93	1180.72
16322PA0050117	Rating Area 7	Tobacco User/Non-Tobacco User	59	1176.79	1206.21
16322PA0050117	Rating Area 7	Tobacco User/Non-Tobacco User	60	1226.97	1257.65
16322PA0050117	Rating Area 7	Tobacco User/Non-Tobacco User	61	1270.37	1302.13
16322PA0050117	Rating Area 7	Tobacco User/Non-Tobacco User	62	1298.85	1331.33
16322PA0050117	Rating Area 7	Tobacco User/Non-Tobacco User	63	1334.57	1367.93
16322PA0050117	Rating Area 7	Tobacco User/Non-Tobacco User	64 and over	1356.27	1390.18
16322PA0050118	Rating Area 7	Tobacco User/Non-Tobacco User	0-14	361.16	361.16
16322PA0050118	Rating Area 7	Tobacco User/Non-Tobacco User	15	393.26	393.26
16322PA0050118	Rating Area 7	Tobacco User/Non-Tobacco User	16	405.53	405.53
16322PA0050118	Rating Area 7	Tobacco User/Non-Tobacco User	17	417.81	417.81
16322PA0050118	Rating Area 7	Tobacco User/Non-Tobacco User	18	431.03	441.80
16322PA0050118	Rating Area 7	Tobacco User/Non-Tobacco User	19	444.25	455.35
16322PA0050118	Rating Area 7	Tobacco User/Non-Tobacco User	20	457.94	469.39
16322PA0050118	Rating Area 7	Tobacco User/Non-Tobacco User	21	472.10	483.90
16322PA0050118	Rating Area 7	Tobacco User/Non-Tobacco User	22	472.10	483.90
16322PA0050118	Rating Area 7	Tobacco User/Non-Tobacco User	23	472.10	483.90
16322PA0050118	Rating Area 7	Tobacco User/Non-Tobacco User	24	472.10	483.90
16322PA0050118	Rating Area 7	Tobacco User/Non-Tobacco User	25	473.99	485.84
16322PA0050118	Rating Area 7	Tobacco User/Non-Tobacco User	26	483.43	495.52
16322PA0050118	Rating Area 7	Tobacco User/Non-Tobacco User	27	494.76	507.13
16322PA0050118	Rating Area 7	Tobacco User/Non-Tobacco User	28	513.17	526.00
16322PA0050118	Rating Area 7	Tobacco User/Non-Tobacco User	29	528.28	541.49
16322PA0050118	Rating Area 7	Tobacco User/Non-Tobacco User	30	535.83	549.23
16322PA0050118	Rating Area 7	Tobacco User/Non-Tobacco User	31	547.16	560.84
16322PA0050118	Rating Area 7	Tobacco User/Non-Tobacco User	32	558.49	572.46
16322PA0050118	Rating Area 7	Tobacco User/Non-Tobacco User	33	565.58	579.72
16322PA0050118	Rating Area 7	Tobacco User/Non-Tobacco User	34	573.13	587.46
16322PA0050118	Rating Area 7	Tobacco User/Non-Tobacco User	35	576.91	591.33
16322PA0050118	Rating Area 7	Tobacco User/Non-Tobacco User	36	580.68	595.20
16322PA0050118	Rating Area 7	Tobacco User/Non-Tobacco User	37	584.46	599.07
16322PA0050118	Rating Area 7	Tobacco User/Non-Tobacco User	38	588.24	602.94
16322PA0050118	Rating Area 7	Tobacco User/Non-Tobacco User	39	595.79	610.68
16322PA0050118	Rating Area 7	Tobacco User/Non-Tobacco User	40	603.34	618.43
16322PA0050118	Rating Area 7	Tobacco User/Non-Tobacco User	41	614.67	630.04
16322PA0050118	Rating Area 7	Tobacco User/Non-Tobacco User	42	625.53	641.17
16322PA0050118	Rating Area 7	Tobacco User/Non-Tobacco User	43	640.64	656.66
16322PA0050118	Rating Area 7	Tobacco User/Non-Tobacco User	44	659.52	676.01
16322PA0050118	Rating Area 7	Tobacco User/Non-Tobacco User	45	681.71	698.76
16322PA0050118	Rating Area 7	Tobacco User/Non-Tobacco User	46	708.15	725.85
16322PA0050118	Rating Area 7	Tobacco User/Non-Tobacco User	47	737.89	756.34
16322PA0050118	Rating Area 7	Tobacco User/Non-Tobacco User	48	771.88	791.18
16322PA0050118	Rating Area 7	Tobacco User/Non-Tobacco User	49	805.40	825.54
16322PA0050118	Rating Area 7	Tobacco User/Non-Tobacco User	50	843.17	864.25
16322PA0050118	Rating Area 7	Tobacco User/Non-Tobacco User	51	880.47	902.48
16322PA0050118	Rating Area 7	Tobacco User/Non-Tobacco User	52	921.54	944.58
16322PA0050118	Rating Area 7	Tobacco User/Non-Tobacco User	53	963.08	987.16
16322PA0050118	Rating Area 7	Tobacco User/Non-Tobacco User	54	1007.93	1033.13
16322PA0050118	Rating Area 7	Tobacco User/Non-Tobacco User	55	1052.78	1079.10
16322PA0050118	Rating Area 7	Tobacco User/Non-Tobacco User	56	1101.41	1128.94
16322PA0050118	Rating Area 7	Tobacco User/Non-Tobacco User	57	1150.51	1179.27
16322PA0050118	Rating Area 7	Tobacco User/Non-Tobacco User	58	1202.91	1232.98
16322PA0050118	Rating Area 7	Tobacco User/Non-Tobacco User	59	1228.88	1259.60
16322PA0050118	Rating Area 7	Tobacco User/Non-Tobacco User	60	1281.28	1313.31
16322PA0050118	Rating Area 7	Tobacco User/Non-Tobacco User	61	1326.60	1359.77
16322PA0050118	Rating Area 7	Tobacco User/Non-Tobacco User	62	1356.34	1390.25
16322PA0050118	Rating Area 7	Tobacco User/Non-Tobacco User	63	1393.64	1428.48
16322PA0050118	Rating Area 7	Tobacco User/Non-Tobacco User	64 and over	1416.30	1451.71
16322PA0050119	Rating Area 7	Tobacco User/Non-Tobacco User	0-14	248.16	248.16
16322PA0050119	Rating Area 7	Tobacco User/Non-Tobacco User	15	270.22	270.22
16322PA0050119	Rating Area 7	Tobacco User/Non-Tobacco User	16	278.65	278.65
16322PA0050119	Rating Area 7	Tobacco User/Non-Tobacco User	17	287.09	287.09
16322PA0050119	Rating Area 7	Tobacco User/Non-Tobacco User	18	296.17	303.57
16322PA0050119	Rating Area 7	Tobacco User/Non-Tobacco User	19	305.25	312.88
16322PA0050119	Rating Area 7	Tobacco User/Non-Tobacco User	20	314.66	322.52
16322PA0050119	Rating Area 7	Tobacco User/Non-Tobacco User	21	324.39	332.50
16322PA0050119	Rating Area 7	Tobacco User/Non-Tobacco User	22	324.39	332.50
16322PA0050119	Rating Area 7	Tobacco User/Non-Tobacco User	23	324.39	332.50
16322PA0050119	Rating Area 7	Tobacco User/Non-Tobacco User	24	324.39	332.50
16322PA0050119	Rating Area 7	Tobacco User/Non-Tobacco User	25	325.69	333.83
16322PA0050119	Rating Area 7	Tobacco User/Non-Tobacco User	26	332.18	340.48
16322PA0050119	Rating Area 7	Tobacco User/Non-Tobacco User	27	339.96	348.46
16322PA0050119	Rating Area 7	Tobacco User/Non-Tobacco User	28	352.61	361.43
16322PA0050119	Rating Area 7	Tobacco User/Non-Tobacco User	29	362.99	372.07
16322PA0050119	Rating Area 7	Tobacco User/Non-Tobacco User	30	368.18	377.39
16322PA0050119	Rating Area 7	Tobacco User/Non-Tobacco User	31	375.97	385.37
16322PA0050119	Rating Area 7	Tobacco User/Non-Tobacco User	32	383.75	393.35
16322PA0050119	Rating Area 7	Tobacco User/Non-Tobacco User	33	388.62	398.33
16322PA0050119	Rating Area 7	Tobacco User/Non-Tobacco User	34	393.81	403.65
16322PA0050119	Rating Area 7	Tobacco User/Non-Tobacco User	35	396.40	406.31
16322PA0050119	Rating Area 7	Tobacco User/Non-Tobacco User	36	399.00	408.97
16322PA0050119	Rating Area 7	Tobacco User/Non-Tobacco User	37	401.59	411.63
16322PA0050119	Rating Area 7	Tobacco User/Non-Tobacco User	38	404.19	414.29
16322PA0050119	Rating Area 7	Tobacco User/Non-Tobacco User	39	409.38	419.61
16322PA0050119	Rating Area 7	Tobacco User/Non-Tobacco User	40	414.57	424.93
16322PA0050119	Rating Area 7	Tobacco User/Non-Tobacco User	41	422.36	432.91
16322PA0050119	Rating Area 7	Tobacco User/Non-Tobacco User	42	429.82	440.56
16322PA0050119	Rating Area 7	Tobacco User/Non-Tobacco User	43	440.20	451.20
16322PA0050119	Rating Area 7	Tobacco User/Non-Tobacco User	44	453.17	464.50
16322PA0050119	Rating Area 7	Tobacco User/Non-Tobacco User	45	468.42	480.13
16322PA0050119	Rating Area 7	Tobacco User/Non-Tobacco User	46	486.59	498.75
16322PA0050119	Rating Area 7	Tobacco User/Non-Tobacco User	47	507.02	519.70
16322PA0050119	Rating Area 7	Tobacco User/Non-Tobacco User	48	530.38	543.64
16322PA0050119	Rating Area 7	Tobacco User/Non-Tobacco User	49	553.41	567.24
16322PA0050119	Rating Area 7	Tobacco User/Non-Tobacco User	50	579.36	593.84

16322PA0050119	Rating Area 7	Tobacco User/Non-Tobacco User	51	604.99	620.11
16322PA0050119	Rating Area 7	Tobacco User/Non-Tobacco User	52	633.21	649.04
16322PA0050119	Rating Area 7	Tobacco User/Non-Tobacco User	53	661.76	678.30
16322PA0050119	Rating Area 7	Tobacco User/Non-Tobacco User	54	692.57	709.89
16322PA0050119	Rating Area 7	Tobacco User/Non-Tobacco User	55	723.39	741.47
16322PA0050119	Rating Area 7	Tobacco User/Non-Tobacco User	56	756.80	775.72
16322PA0050119	Rating Area 7	Tobacco User/Non-Tobacco User	57	790.54	810.30
16322PA0050119	Rating Area 7	Tobacco User/Non-Tobacco User	58	826.55	847.21
16322PA0050119	Rating Area 7	Tobacco User/Non-Tobacco User	59	844.39	865.50
16322PA0050119	Rating Area 7	Tobacco User/Non-Tobacco User	60	880.39	902.40
16322PA0050119	Rating Area 7	Tobacco User/Non-Tobacco User	61	911.54	934.32
16322PA0050119	Rating Area 7	Tobacco User/Non-Tobacco User	62	931.97	955.27
16322PA0050119	Rating Area 7	Tobacco User/Non-Tobacco User	63	957.60	981.54
16322PA0050119	Rating Area 7	Tobacco User/Non-Tobacco User	64 and over	973.17	997.50
16322PA0050120	Rating Area 4	Tobacco User/Non-Tobacco User	0-14	179.31	179.31
16322PA0050120	Rating Area 4	Tobacco User/Non-Tobacco User	15	195.25	195.25
16322PA0050120	Rating Area 4	Tobacco User/Non-Tobacco User	16	201.34	201.34
16322PA0050120	Rating Area 4	Tobacco User/Non-Tobacco User	17	207.44	207.44
16322PA0050120	Rating Area 4	Tobacco User/Non-Tobacco User	18	214.00	219.35
16322PA0050120	Rating Area 4	Tobacco User/Non-Tobacco User	19	220.56	226.08
16322PA0050120	Rating Area 4	Tobacco User/Non-Tobacco User	20	227.36	233.04
16322PA0050120	Rating Area 4	Tobacco User/Non-Tobacco User	21	234.39	240.25
16322PA0050120	Rating Area 4	Tobacco User/Non-Tobacco User	22	234.39	240.25
16322PA0050120	Rating Area 4	Tobacco User/Non-Tobacco User	23	234.39	240.25
16322PA0050120	Rating Area 4	Tobacco User/Non-Tobacco User	24	234.39	240.25
16322PA0050120	Rating Area 4	Tobacco User/Non-Tobacco User	25	235.33	241.21
16322PA0050120	Rating Area 4	Tobacco User/Non-Tobacco User	26	240.02	246.02
16322PA0050120	Rating Area 4	Tobacco User/Non-Tobacco User	27	245.64	251.78
16322PA0050120	Rating Area 4	Tobacco User/Non-Tobacco User	28	254.78	261.15
16322PA0050120	Rating Area 4	Tobacco User/Non-Tobacco User	29	262.28	268.84
16322PA0050120	Rating Area 4	Tobacco User/Non-Tobacco User	30	266.03	272.68
16322PA0050120	Rating Area 4	Tobacco User/Non-Tobacco User	31	271.66	278.45
16322PA0050120	Rating Area 4	Tobacco User/Non-Tobacco User	32	277.28	284.22
16322PA0050120	Rating Area 4	Tobacco User/Non-Tobacco User	33	280.80	287.82
16322PA0050120	Rating Area 4	Tobacco User/Non-Tobacco User	34	284.55	291.66
16322PA0050120	Rating Area 4	Tobacco User/Non-Tobacco User	35	286.42	293.59
16322PA0050120	Rating Area 4	Tobacco User/Non-Tobacco User	36	288.30	295.51
16322PA0050120	Rating Area 4	Tobacco User/Non-Tobacco User	37	290.17	297.43
16322PA0050120	Rating Area 4	Tobacco User/Non-Tobacco User	38	292.05	299.35
16322PA0050120	Rating Area 4	Tobacco User/Non-Tobacco User	39	295.80	303.20
16322PA0050120	Rating Area 4	Tobacco User/Non-Tobacco User	40	299.55	307.04
16322PA0050120	Rating Area 4	Tobacco User/Non-Tobacco User	41	305.18	312.81
16322PA0050120	Rating Area 4	Tobacco User/Non-Tobacco User	42	310.57	318.33
16322PA0050120	Rating Area 4	Tobacco User/Non-Tobacco User	43	318.07	326.02
16322PA0050120	Rating Area 4	Tobacco User/Non-Tobacco User	44	327.44	335.63
16322PA0050120	Rating Area 4	Tobacco User/Non-Tobacco User	45	338.46	346.92
16322PA0050120	Rating Area 4	Tobacco User/Non-Tobacco User	46	351.59	360.37
16322PA0050120	Rating Area 4	Tobacco User/Non-Tobacco User	47	366.35	375.51
16322PA0050120	Rating Area 4	Tobacco User/Non-Tobacco User	48	383.23	392.81
16322PA0050120	Rating Area 4	Tobacco User/Non-Tobacco User	49	399.87	409.87
16322PA0050120	Rating Area 4	Tobacco User/Non-Tobacco User	50	418.62	429.09
16322PA0050120	Rating Area 4	Tobacco User/Non-Tobacco User	51	437.14	448.07
16322PA0050120	Rating Area 4	Tobacco User/Non-Tobacco User	52	457.53	468.97
16322PA0050120	Rating Area 4	Tobacco User/Non-Tobacco User	53	478.16	490.11
16322PA0050120	Rating Area 4	Tobacco User/Non-Tobacco User	54	500.42	512.93
16322PA0050120	Rating Area 4	Tobacco User/Non-Tobacco User	55	522.69	535.76
16322PA0050120	Rating Area 4	Tobacco User/Non-Tobacco User	56	546.83	560.50
16322PA0050120	Rating Area 4	Tobacco User/Non-Tobacco User	57	571.21	585.49
16322PA0050120	Rating Area 4	Tobacco User/Non-Tobacco User	58	597.23	612.16
16322PA0050120	Rating Area 4	Tobacco User/Non-Tobacco User	59	610.12	625.37
16322PA0050120	Rating Area 4	Tobacco User/Non-Tobacco User	60	636.13	652.04
16322PA0050120	Rating Area 4	Tobacco User/Non-Tobacco User	61	658.64	675.10
16322PA0050120	Rating Area 4	Tobacco User/Non-Tobacco User	62	673.40	690.24
16322PA0050120	Rating Area 4	Tobacco User/Non-Tobacco User	63	691.92	709.22
16322PA0050120	Rating Area 4	Tobacco User/Non-Tobacco User	64 and over	703.17	720.75
16322PA0050121	Rating Area 1	Tobacco User/Non-Tobacco User	0-14	169.74	169.74
16322PA0050121	Rating Area 1	Tobacco User/Non-Tobacco User	15	184.83	184.83
16322PA0050121	Rating Area 1	Tobacco User/Non-Tobacco User	16	190.59	190.59
16322PA0050121	Rating Area 1	Tobacco User/Non-Tobacco User	17	196.36	196.36
16322PA0050121	Rating Area 1	Tobacco User/Non-Tobacco User	18	202.58	207.64
16322PA0050121	Rating Area 1	Tobacco User/Non-Tobacco User	19	208.79	214.01
16322PA0050121	Rating Area 1	Tobacco User/Non-Tobacco User	20	215.22	220.60
16322PA0050121	Rating Area 1	Tobacco User/Non-Tobacco User	21	221.88	227.43
16322PA0050121	Rating Area 1	Tobacco User/Non-Tobacco User	22	221.88	227.43
16322PA0050121	Rating Area 1	Tobacco User/Non-Tobacco User	23	221.88	227.43
16322PA0050121	Rating Area 1	Tobacco User/Non-Tobacco User	24	221.88	227.43
16322PA0050121	Rating Area 1	Tobacco User/Non-Tobacco User	25	222.77	228.34
16322PA0050121	Rating Area 1	Tobacco User/Non-Tobacco User	26	227.21	232.89
16322PA0050121	Rating Area 1	Tobacco User/Non-Tobacco User	27	232.53	238.34
16322PA0050121	Rating Area 1	Tobacco User/Non-Tobacco User	28	241.18	247.21
16322PA0050121	Rating Area 1	Tobacco User/Non-Tobacco User	29	248.28	254.49
16322PA0050121	Rating Area 1	Tobacco User/Non-Tobacco User	30	251.83	258.13
16322PA0050121	Rating Area 1	Tobacco User/Non-Tobacco User	31	257.16	263.59
16322PA0050121	Rating Area 1	Tobacco User/Non-Tobacco User	32	262.48	269.05
16322PA0050121	Rating Area 1	Tobacco User/Non-Tobacco User	33	265.81	272.46
16322PA0050121	Rating Area 1	Tobacco User/Non-Tobacco User	34	269.36	276.10
16322PA0050121	Rating Area 1	Tobacco User/Non-Tobacco User	35	271.14	277.92
16322PA0050121	Rating Area 1	Tobacco User/Non-Tobacco User	36	272.91	279.74
16322PA0050121	Rating Area 1	Tobacco User/Non-Tobacco User	37	274.69	281.55
16322PA0050121	Rating Area 1	Tobacco User/Non-Tobacco User	38	276.46	283.37
16322PA0050121	Rating Area 1	Tobacco User/Non-Tobacco User	39	280.01	287.01
16322PA0050121	Rating Area 1	Tobacco User/Non-Tobacco User	40	283.56	290.65
16322PA0050121	Rating Area 1	Tobacco User/Non-Tobacco User	41	288.89	296.11
16322PA0050121	Rating Area 1	Tobacco User/Non-Tobacco User	42	293.99	301.34
16322PA0050121	Rating Area 1	Tobacco User/Non-Tobacco User	43	301.09	308.62
16322PA0050121	Rating Area 1	Tobacco User/Non-Tobacco User	44	309.97	317.72
16322PA0050121	Rating Area 1	Tobacco User/Non-Tobacco User	45	320.39	328.40
16322PA0050121	Rating Area 1	Tobacco User/Non-Tobacco User	46	332.82	341.14
16322PA0050121	Rating Area 1	Tobacco User/Non-Tobacco User	47	346.80	355.47
16322PA0050121	Rating Area 1	Tobacco User/Non-Tobacco User	48	362.77	371.84
16322PA0050121	Rating Area 1	Tobacco User/Non-Tobacco User	49	378.53	387.99
16322PA0050121	Rating Area 1	Tobacco User/Non-Tobacco User	50	396.28	406.18
16322PA0050121	Rating Area 1	Tobacco User/Non-Tobacco User	51	413.81	424.15
16322PA0050121	Rating Area 1	Tobacco User/Non-Tobacco User	52	433.11	443.94
16322PA0050121	Rating Area 1	Tobacco User/Non-Tobacco User	53	452.64	463.95
16322PA0050121	Rating Area 1	Tobacco User/Non-Tobacco User	54	473.71	485.56
16322PA0050121	Rating Area 1	Tobacco User/Non-Tobacco User	55	494.79	507.16
16322PA0050121	Rating Area 1	Tobacco User/Non-Tobacco User	56	517.65	530.59
16322PA0050121	Rating Area 1	Tobacco User/Non-Tobacco User	57	540.72	554.24
16322PA0050121	Rating Area 1	Tobacco User/Non-Tobacco User	58	565.35	579.48
16322PA0050121	Rating Area 1	Tobacco User/Non-Tobacco User	59	577.55	591.99
16322PA0050121	Rating Area 1	Tobacco User/Non-Tobacco User	60	602.18	617.24
16322PA0050121	Rating Area 1	Tobacco User/Non-Tobacco User	61	623.48	639.07
16322PA0050121	Rating Area 1	Tobacco User/Non-Tobacco User	62	637.46	653.40
16322PA0050121	Rating Area 1	Tobacco User/Non-Tobacco User	63	654.99	671.36
16322PA0050121	Rating Area 1	Tobacco User/Non-Tobacco User	64 and over	665.64	682.28
16322PA0050121	Rating Area 3	Tobacco User/Non-Tobacco User	0-14	214.18	214.18
16322PA0050121	Rating Area 3	Tobacco User/Non-Tobacco User	15	233.22	233.22
16322PA0050121	Rating Area 3	Tobacco User/Non-Tobacco User	16	240.50	240.50
16322PA0050121	Rating Area 3	Tobacco User/Non-Tobacco User	17	247.78	247.78
16322PA0050121	Rating Area 3	Tobacco User/Non-Tobacco User	18	255.62	262.01
16322PA0050121	Rating Area 3	Tobacco User/Non-Tobacco User	19	263.46	270.05
16322PA0050121	Rating Area 3	Tobacco User/Non-Tobacco User	20	271.58	278.37
16322PA0050121	Rating Area 3	Tobacco User/Non-Tobacco User	21	279.98	286.98
16322PA0050121	Rating Area 3	Tobacco User/Non-Tobacco User	22	279.98	286.98
16322PA0050121	Rating Area 3	Tobacco User/Non-Tobacco User	23	279.98	286.98
16322PA0050121	Rating Area 3	Tobacco User/Non-Tobacco User	24	279.98	286.98
16322PA0050121	Rating Area 3	Tobacco User/Non-Tobacco User	25	281.10	288.13
16322PA0050121	Rating Area 3	Tobacco User/Non-Tobacco User	26	286.70	293.87
16322PA0050121	Rating Area 3	Tobacco User/Non-Tobacco User	27	293.42	300.75
16322PA0050121	Rating Area 3	Tobacco User/Non-Tobacco User	28	304.34	311.95
16322PA0050121	Rating Area 3	Tobacco User/Non-Tobacco User	29	313.30	321.13

16322PA0050121	Rating Area 3	Tobacco User/Non-Tobacco User	30	317.78	325.72
16322PA0050121	Rating Area 3	Tobacco User/Non-Tobacco User	31	324.50	332.61
16322PA0050121	Rating Area 3	Tobacco User/Non-Tobacco User	32	331.22	339.50
16322PA0050121	Rating Area 3	Tobacco User/Non-Tobacco User	33	335.42	343.80
16322PA0050121	Rating Area 3	Tobacco User/Non-Tobacco User	34	339.90	348.39
16322PA0050121	Rating Area 3	Tobacco User/Non-Tobacco User	35	342.14	350.69
16322PA0050121	Rating Area 3	Tobacco User/Non-Tobacco User	36	344.38	352.98
16322PA0050121	Rating Area 3	Tobacco User/Non-Tobacco User	37	346.62	355.28
16322PA0050121	Rating Area 3	Tobacco User/Non-Tobacco User	38	348.86	357.58
16322PA0050121	Rating Area 3	Tobacco User/Non-Tobacco User	39	353.33	362.17
16322PA0050121	Rating Area 3	Tobacco User/Non-Tobacco User	40	357.81	366.76
16322PA0050121	Rating Area 3	Tobacco User/Non-Tobacco User	41	364.53	373.65
16322PA0050121	Rating Area 3	Tobacco User/Non-Tobacco User	42	370.97	380.25
16322PA0050121	Rating Area 3	Tobacco User/Non-Tobacco User	43	379.93	389.43
16322PA0050121	Rating Area 3	Tobacco User/Non-Tobacco User	44	391.13	400.91
16322PA0050121	Rating Area 3	Tobacco User/Non-Tobacco User	45	404.29	414.40
16322PA0050121	Rating Area 3	Tobacco User/Non-Tobacco User	46	419.97	430.47
16322PA0050121	Rating Area 3	Tobacco User/Non-Tobacco User	47	437.61	448.55
16322PA0050121	Rating Area 3	Tobacco User/Non-Tobacco User	48	457.77	469.21
16322PA0050121	Rating Area 3	Tobacco User/Non-Tobacco User	49	477.65	489.59
16322PA0050121	Rating Area 3	Tobacco User/Non-Tobacco User	50	500.04	512.55
16322PA0050121	Rating Area 3	Tobacco User/Non-Tobacco User	51	522.16	535.22
16322PA0050121	Rating Area 3	Tobacco User/Non-Tobacco User	52	546.52	560.18
16322PA0050121	Rating Area 3	Tobacco User/Non-Tobacco User	53	571.16	585.44
16322PA0050121	Rating Area 3	Tobacco User/Non-Tobacco User	54	597.76	612.70
16322PA0050121	Rating Area 3	Tobacco User/Non-Tobacco User	55	624.36	639.96
16322PA0050121	Rating Area 3	Tobacco User/Non-Tobacco User	56	653.19	669.52
16322PA0050121	Rating Area 3	Tobacco User/Non-Tobacco User	57	682.31	699.37
16322PA0050121	Rating Area 3	Tobacco User/Non-Tobacco User	58	713.39	731.22
16322PA0050121	Rating Area 3	Tobacco User/Non-Tobacco User	59	728.79	747.01
16322PA0050121	Rating Area 3	Tobacco User/Non-Tobacco User	60	759.87	778.86
16322PA0050121	Rating Area 3	Tobacco User/Non-Tobacco User	61	786.74	806.41
16322PA0050121	Rating Area 3	Tobacco User/Non-Tobacco User	62	804.38	824.49
16322PA0050121	Rating Area 3	Tobacco User/Non-Tobacco User	63	826.50	847.16
16322PA0050121	Rating Area 3	Tobacco User/Non-Tobacco User	64 and over	839.94	860.94
16322PA0050121	Rating Area 4	Tobacco User/Non-Tobacco User	0-14	169.74	169.74
16322PA0050121	Rating Area 4	Tobacco User/Non-Tobacco User	15	184.83	184.83
16322PA0050121	Rating Area 4	Tobacco User/Non-Tobacco User	16	190.59	190.59
16322PA0050121	Rating Area 4	Tobacco User/Non-Tobacco User	17	196.36	196.36
16322PA0050121	Rating Area 4	Tobacco User/Non-Tobacco User	18	202.58	207.64
16322PA0050121	Rating Area 4	Tobacco User/Non-Tobacco User	19	208.79	214.01
16322PA0050121	Rating Area 4	Tobacco User/Non-Tobacco User	20	215.22	220.60
16322PA0050121	Rating Area 4	Tobacco User/Non-Tobacco User	21	221.88	227.43
16322PA0050121	Rating Area 4	Tobacco User/Non-Tobacco User	22	221.88	227.43
16322PA0050121	Rating Area 4	Tobacco User/Non-Tobacco User	23	221.88	227.43
16322PA0050121	Rating Area 4	Tobacco User/Non-Tobacco User	24	221.88	227.43
16322PA0050121	Rating Area 4	Tobacco User/Non-Tobacco User	25	222.77	228.34
16322PA0050121	Rating Area 4	Tobacco User/Non-Tobacco User	26	227.21	232.89
16322PA0050121	Rating Area 4	Tobacco User/Non-Tobacco User	27	232.53	238.34
16322PA0050121	Rating Area 4	Tobacco User/Non-Tobacco User	28	241.18	247.21
16322PA0050121	Rating Area 4	Tobacco User/Non-Tobacco User	29	248.28	254.49
16322PA0050121	Rating Area 4	Tobacco User/Non-Tobacco User	30	251.83	258.13
16322PA0050121	Rating Area 4	Tobacco User/Non-Tobacco User	31	257.16	263.59
16322PA0050121	Rating Area 4	Tobacco User/Non-Tobacco User	32	262.48	269.05
16322PA0050121	Rating Area 4	Tobacco User/Non-Tobacco User	33	265.81	272.46
16322PA0050121	Rating Area 4	Tobacco User/Non-Tobacco User	34	269.36	276.10
16322PA0050121	Rating Area 4	Tobacco User/Non-Tobacco User	35	271.14	277.92
16322PA0050121	Rating Area 4	Tobacco User/Non-Tobacco User	36	272.91	279.74
16322PA0050121	Rating Area 4	Tobacco User/Non-Tobacco User	37	274.69	281.55
16322PA0050121	Rating Area 4	Tobacco User/Non-Tobacco User	38	276.46	283.37
16322PA0050121	Rating Area 4	Tobacco User/Non-Tobacco User	39	280.01	287.01
16322PA0050121	Rating Area 4	Tobacco User/Non-Tobacco User	40	283.56	290.65
16322PA0050121	Rating Area 4	Tobacco User/Non-Tobacco User	41	288.89	296.11
16322PA0050121	Rating Area 4	Tobacco User/Non-Tobacco User	42	293.99	301.34
16322PA0050121	Rating Area 4	Tobacco User/Non-Tobacco User	43	301.09	308.62
16322PA0050121	Rating Area 4	Tobacco User/Non-Tobacco User	44	309.97	317.72
16322PA0050121	Rating Area 4	Tobacco User/Non-Tobacco User	45	320.39	328.40
16322PA0050121	Rating Area 4	Tobacco User/Non-Tobacco User	46	332.82	341.14
16322PA0050121	Rating Area 4	Tobacco User/Non-Tobacco User	47	346.80	355.47
16322PA0050121	Rating Area 4	Tobacco User/Non-Tobacco User	48	362.77	371.84
16322PA0050121	Rating Area 4	Tobacco User/Non-Tobacco User	49	378.53	387.99
16322PA0050121	Rating Area 4	Tobacco User/Non-Tobacco User	50	396.28	406.18
16322PA0050121	Rating Area 4	Tobacco User/Non-Tobacco User	51	413.81	424.15
16322PA0050121	Rating Area 4	Tobacco User/Non-Tobacco User	52	433.11	443.94
16322PA0050121	Rating Area 4	Tobacco User/Non-Tobacco User	53	452.64	463.95
16322PA0050121	Rating Area 4	Tobacco User/Non-Tobacco User	54	473.71	485.56
16322PA0050121	Rating Area 4	Tobacco User/Non-Tobacco User	55	494.79	507.16
16322PA0050121	Rating Area 4	Tobacco User/Non-Tobacco User	56	517.65	530.59
16322PA0050121	Rating Area 4	Tobacco User/Non-Tobacco User	57	540.72	554.24
16322PA0050121	Rating Area 4	Tobacco User/Non-Tobacco User	58	565.35	579.48
16322PA0050121	Rating Area 4	Tobacco User/Non-Tobacco User	59	577.55	591.99
16322PA0050121	Rating Area 4	Tobacco User/Non-Tobacco User	60	602.18	617.24
16322PA0050121	Rating Area 4	Tobacco User/Non-Tobacco User	61	623.48	639.07
16322PA0050121	Rating Area 4	Tobacco User/Non-Tobacco User	62	637.46	653.40
16322PA0050121	Rating Area 4	Tobacco User/Non-Tobacco User	63	654.99	671.36
16322PA0050121	Rating Area 4	Tobacco User/Non-Tobacco User	64 and over	665.64	682.28
16322PA0050121	Rating Area 5	Tobacco User/Non-Tobacco User	0-14	169.74	169.74
16322PA0050121	Rating Area 5	Tobacco User/Non-Tobacco User	15	184.83	184.83
16322PA0050121	Rating Area 5	Tobacco User/Non-Tobacco User	16	190.59	190.59
16322PA0050121	Rating Area 5	Tobacco User/Non-Tobacco User	17	196.36	196.36
16322PA0050121	Rating Area 5	Tobacco User/Non-Tobacco User	18	202.58	207.64
16322PA0050121	Rating Area 5	Tobacco User/Non-Tobacco User	19	208.79	214.01
16322PA0050121	Rating Area 5	Tobacco User/Non-Tobacco User	20	215.22	220.60
16322PA0050121	Rating Area 5	Tobacco User/Non-Tobacco User	21	221.88	227.43
16322PA0050121	Rating Area 5	Tobacco User/Non-Tobacco User	22	221.88	227.43
16322PA0050121	Rating Area 5	Tobacco User/Non-Tobacco User	23	221.88	227.43
16322PA0050121	Rating Area 5	Tobacco User/Non-Tobacco User	24	221.88	227.43
16322PA0050121	Rating Area 5	Tobacco User/Non-Tobacco User	25	222.77	228.34
16322PA0050121	Rating Area 5	Tobacco User/Non-Tobacco User	26	227.21	232.89
16322PA0050121	Rating Area 5	Tobacco User/Non-Tobacco User	27	232.53	238.34
16322PA0050121	Rating Area 5	Tobacco User/Non-Tobacco User	28	241.18	247.21
16322PA0050121	Rating Area 5	Tobacco User/Non-Tobacco User	29	248.28	254.49
16322PA0050121	Rating Area 5	Tobacco User/Non-Tobacco User	30	251.83	258.13
16322PA0050121	Rating Area 5	Tobacco User/Non-Tobacco User	31	257.16	263.59
16322PA0050121	Rating Area 5	Tobacco User/Non-Tobacco User	32	262.48	269.05
16322PA0050121	Rating Area 5	Tobacco User/Non-Tobacco User	33	265.81	272.46
16322PA0050121	Rating Area 5	Tobacco User/Non-Tobacco User	34	269.36	276.10
16322PA0050121	Rating Area 5	Tobacco User/Non-Tobacco User	35	271.14	277.92
16322PA0050121	Rating Area 5	Tobacco User/Non-Tobacco User	36	272.91	279.74
16322PA0050121	Rating Area 5	Tobacco User/Non-Tobacco User	37	274.69	281.55
16322PA0050121	Rating Area 5	Tobacco User/Non-Tobacco User	38	276.46	283.37
16322PA0050121	Rating Area 5	Tobacco User/Non-Tobacco User	39	280.01	287.01
16322PA0050121	Rating Area 5	Tobacco User/Non-Tobacco User	40	283.56	290.65
16322PA0050121	Rating Area 5	Tobacco User/Non-Tobacco User	41	288.89	296.11
16322PA0050121	Rating Area 5	Tobacco User/Non-Tobacco User	42	293.99	301.34
16322PA0050121	Rating Area 5	Tobacco User/Non-Tobacco User	43	301.09	308.62
16322PA0050121	Rating Area 5	Tobacco User/Non-Tobacco User	44	309.97	317.72
16322PA0050121	Rating Area 5	Tobacco User/Non-Tobacco User	45	320.39	328.40
16322PA0050121	Rating Area 5	Tobacco User/Non-Tobacco User	46	332.82	341.14
16322PA0050121	Rating Area 5	Tobacco User/Non-Tobacco User	47	346.80	355.47
16322PA0050121	Rating Area 5	Tobacco User/Non-Tobacco User	48	362.77	371.84
16322PA0050121	Rating Area 5	Tobacco User/Non-Tobacco User	49	378.53	387.99
16322PA0050121	Rating Area 5	Tobacco User/Non-Tobacco User	50	396.28	406.18
16322PA0050121	Rating Area 5	Tobacco User/Non-Tobacco User	51	413.81	424.15
16322PA0050121	Rating Area 5	Tobacco User/Non-Tobacco User	52	433.11	443.94
16322PA0050121	Rating Area 5	Tobacco User/Non-Tobacco User	53	452.64	463.95
16322PA0050121	Rating Area 5	Tobacco User/Non-Tobacco User	54	473.71	485.56
16322PA0050121	Rating Area 5	Tobacco User/Non-Tobacco User	55	494.79	507.16
16322PA0050121	Rating Area 5	Tobacco User/Non-Tobacco User	56	517.65	530.59
16322PA0050121	Rating Area 5	Tobacco User/Non-Tobacco User	57	540.72	554.24
16322PA0050121	Rating Area 5	Tobacco User/Non-Tobacco User	58	565.35	579.48
16322PA0050121	Rating Area 5	Tobacco User/Non-Tobacco User	59	577.55	591.99

16322PA0050121	Rating Area 5	Tobacco User/Non-Tobacco User	60	602.18	617.24
16322PA0050121	Rating Area 5	Tobacco User/Non-Tobacco User	61	623.48	639.07
16322PA0050121	Rating Area 5	Tobacco User/Non-Tobacco User	62	637.46	653.40
16322PA0050121	Rating Area 5	Tobacco User/Non-Tobacco User	63	654.99	671.36
16322PA0050121	Rating Area 5	Tobacco User/Non-Tobacco User	64 and over	665.64	682.28
16322PA0050123	Rating Area 7	Tobacco User/Non-Tobacco User	0-14	286.77	286.77
16322PA0050123	Rating Area 7	Tobacco User/Non-Tobacco User	15	312.26	312.26
16322PA0050123	Rating Area 7	Tobacco User/Non-Tobacco User	16	322.00	322.00
16322PA0050123	Rating Area 7	Tobacco User/Non-Tobacco User	17	331.75	331.75
16322PA0050123	Rating Area 7	Tobacco User/Non-Tobacco User	18	342.25	350.80
16322PA0050123	Rating Area 7	Tobacco User/Non-Tobacco User	19	352.74	361.56
16322PA0050123	Rating Area 7	Tobacco User/Non-Tobacco User	20	363.61	372.70
16322PA0050123	Rating Area 7	Tobacco User/Non-Tobacco User	21	374.86	384.23
16322PA0050123	Rating Area 7	Tobacco User/Non-Tobacco User	22	374.86	384.23
16322PA0050123	Rating Area 7	Tobacco User/Non-Tobacco User	23	374.86	384.23
16322PA0050123	Rating Area 7	Tobacco User/Non-Tobacco User	24	374.86	384.23
16322PA0050123	Rating Area 7	Tobacco User/Non-Tobacco User	25	376.36	385.77
16322PA0050123	Rating Area 7	Tobacco User/Non-Tobacco User	26	383.86	393.45
16322PA0050123	Rating Area 7	Tobacco User/Non-Tobacco User	27	392.85	402.67
16322PA0050123	Rating Area 7	Tobacco User/Non-Tobacco User	28	407.47	417.66
16322PA0050123	Rating Area 7	Tobacco User/Non-Tobacco User	29	419.47	429.96
16322PA0050123	Rating Area 7	Tobacco User/Non-Tobacco User	30	425.47	436.10
16322PA0050123	Rating Area 7	Tobacco User/Non-Tobacco User	31	434.46	445.32
16322PA0050123	Rating Area 7	Tobacco User/Non-Tobacco User	32	443.46	454.55
16322PA0050123	Rating Area 7	Tobacco User/Non-Tobacco User	33	449.08	460.31
16322PA0050123	Rating Area 7	Tobacco User/Non-Tobacco User	34	455.08	466.46
16322PA0050123	Rating Area 7	Tobacco User/Non-Tobacco User	35	458.08	469.53
16322PA0050123	Rating Area 7	Tobacco User/Non-Tobacco User	36	461.08	472.60
16322PA0050123	Rating Area 7	Tobacco User/Non-Tobacco User	37	464.08	475.68
16322PA0050123	Rating Area 7	Tobacco User/Non-Tobacco User	38	467.08	478.75
16322PA0050123	Rating Area 7	Tobacco User/Non-Tobacco User	39	473.07	484.90
16322PA0050123	Rating Area 7	Tobacco User/Non-Tobacco User	40	479.07	491.05
16322PA0050123	Rating Area 7	Tobacco User/Non-Tobacco User	41	488.07	500.27
16322PA0050123	Rating Area 7	Tobacco User/Non-Tobacco User	42	496.69	509.11
16322PA0050123	Rating Area 7	Tobacco User/Non-Tobacco User	43	508.69	521.40
16322PA0050123	Rating Area 7	Tobacco User/Non-Tobacco User	44	523.68	536.77
16322PA0050123	Rating Area 7	Tobacco User/Non-Tobacco User	45	541.30	554.83
16322PA0050123	Rating Area 7	Tobacco User/Non-Tobacco User	46	562.29	576.35
16322PA0050123	Rating Area 7	Tobacco User/Non-Tobacco User	47	585.91	600.55
16322PA0050123	Rating Area 7	Tobacco User/Non-Tobacco User	48	612.90	628.22
16322PA0050123	Rating Area 7	Tobacco User/Non-Tobacco User	49	639.51	655.50
16322PA0050123	Rating Area 7	Tobacco User/Non-Tobacco User	50	669.50	686.24
16322PA0050123	Rating Area 7	Tobacco User/Non-Tobacco User	51	699.11	716.59
16322PA0050123	Rating Area 7	Tobacco User/Non-Tobacco User	52	731.73	750.02
16322PA0050123	Rating Area 7	Tobacco User/Non-Tobacco User	53	764.71	783.83
16322PA0050123	Rating Area 7	Tobacco User/Non-Tobacco User	54	800.33	820.33
16322PA0050123	Rating Area 7	Tobacco User/Non-Tobacco User	55	835.94	856.84
16322PA0050123	Rating Area 7	Tobacco User/Non-Tobacco User	56	874.55	896.41
16322PA0050123	Rating Area 7	Tobacco User/Non-Tobacco User	57	913.53	936.37
16322PA0050123	Rating Area 7	Tobacco User/Non-Tobacco User	58	955.14	979.02
16322PA0050123	Rating Area 7	Tobacco User/Non-Tobacco User	59	975.76	1000.15
16322PA0050123	Rating Area 7	Tobacco User/Non-Tobacco User	60	1017.37	1042.80
16322PA0050123	Rating Area 7	Tobacco User/Non-Tobacco User	61	1053.36	1079.69
16322PA0050123	Rating Area 7	Tobacco User/Non-Tobacco User	62	1076.97	1103.90
16322PA0050123	Rating Area 7	Tobacco User/Non-Tobacco User	63	1106.59	1134.25
16322PA0050123	Rating Area 7	Tobacco User/Non-Tobacco User	64 and over	1124.58	1152.69

Exhibit 1: Development of Risk Adjustment PMPM for Experience and Projection Periods

2018 Total Received Risk Adjustment Estimate	2018 ACA Individual Member Months	Estimated 2018/2020 Received Risk Adjustment PMPM for Table 10	Projected Paid to Allowed Ratio	2020 Projected Received Risk Adjustment PMPM for URRT
$ (42,498,246.00)	1,627,714	**$ (26.11)**	0.769	**$ (33.97)**

Exhibit 2: Derivation of Annual Trend

Entire ACA-compliant Individual Block

Base Data

Inpatient Hospital

YEAR	ALLOWED AMT	ADMIT CNT	ENROLLMENT	Unit Cost	UTILIZATION PTPM
2017	$130,089,654	9,402	1,644,192	$13,836.38	68.6
2018	$158,672,808	9,308	1,627,833	$17,046.93	68.6

Outpatient Hospital

YEAR	ALLOWED AMT	SERVICE CNT	ENROLLMENT	Unit Cost	UTILIZATION PTPM
2017	$196,838,173	535,797	1,644,192	$367.37	3,910.5
2018	$206,633,932	533,720	1,627,833	$387.16	3,934.5

Professional

YEAR	ALLOWED AMT	SERVICE CNT	ENROLLMENT	Unit Cost	UTILIZATION ADMIT PTPM
2017	$140,642,186	1,664,656	1,644,192	$84.49	12,149.4
2018	$144,018,327	1,668,869	1,627,833	$86.30	12,302.5

Other Medical

YEAR	ALLOWED AMT	SERVICE CNT	ENROLLMENT	Unit Cost	UTILIZATION PTPM
2017	$75,343,777	51,104	1,644,192	$1,474.32	373.0
2018	$94,012,048	52,674	1,627,833	$1,784.79	388.3

Prescription Drugs

YEAR	ALLOWED AMT	Prescriptions	ENROLLMENT	Unit Cost	UTILIZATION PTPM
2017	$152,986,803	1,683,584	1,644,192	$90.87	12,287.5
2018	$163,290,915	1,679,723	1,627,833	$97.21	12,382.5

Pediatric Dental

YEAR	ALLOWED AMT	SERVICE CNT	ENROLLMENT	Unit Cost	UTILIZATION PTPM
2017	$1,660,634	0	0	#DIV/0!	#DIV/0!
2018	$993,000	0	0	#DIV/0!	#DIV/0!

Pediatric Vision

YEAR	ALLOWED AMT	SERVICE CNT	ENROLLMENT	Unit Cost	UTILIZATION PTPM
2017	$509,700	0	0	#DIV/0!	#DIV/0!
2018	$504,920	0	0	#DIV/0!	#DIV/0!

Trend Output

Trend Adjustment Factor 0.94

Service Category	2018 Allowed Amt	Weight	Cost	Utilization	Overall	Adj Cost	Util	Overall
Inpatient Hospital	$158,672,808	20.7%	23.20%	0.00%	23.20%	19.72%	-2.83%	16.33%
Outpatient Hospital	$206,633,932	26.9%	5.39%	0.61%	6.03%	2.41%	-2.23%	0.12%
Professional	$144,018,327	18.7%	2.14%	1.26%	3.43%	-0.75%	-1.60%	-2.34%
Other Medical	$94,516,968	12.3%	21.06%	4.11%	26.03%	17.64%	1.16%	19.01%
Captiation	$993,000	0.1%	0.00%	0.00%	0.00%	0.00%	0.00%	0.00%
Prescription Drugs	$163,290,915	21.3%	6.98%	0.77%	7.81%	3.96%	-2.08%	1.80%

Historical Annual Trend **12.27%**

Annual Trend Applied **6.01%**

Check **6.01%**

Exhibit 3: Induced Utilization Derivation

Plan ID (1)	Metal Level (2)	Projected Membership (3)	Projected Allowed Claims (4)	Projected Paid Claims (5)	Paid to Allowed Factor (6)	Average Tobacco Factor (7)	AV & Cost Sharing Factor (8)	(8)/(6*7)
16322PA0040006	Silver	32,712	$ 20,318,066	$ 14,745,102	0.726	1.000	0.698	**0.962**
16322PA0040007	Silver	64,068	$ 39,794,091	$ 28,687,719	0.721	1.000	0.693	**0.962**
16322PA0040008	Silver	82,836	$ 51,451,384	$ 37,154,417	0.722	1.000	0.695	**0.962**
16322PA0040010	Gold	143,040	$ 98,828,309	$ 80,500,752	0.815	1.000	0.871	**1.070**
16322PA0040024	Bronze	63,840	$ 41,880,142	$ 24,803,615	0.592	1.000	0.602	**1.016**
16322PA0040025	Silver	5,172	$ 3,212,256	$ 2,249,705	0.700	1.000	0.674	**0.962**
16322PA0040026	Catastrophic	1,320	$ 865,729	$ 490,608	0.567	1.000	0.576	**1.016**
16322PA0040037	Silver	77,748	$ 48,291,095	$ 35,102,297	0.727	1.000	0.699	**0.962**
16322PA0040039	Bronze	21,324	$ 13,988,766	$ 8,284,880	0.592	1.000	0.602	**1.016**
16322PA0040040	Silver	42,876	$ 26,631,190	$ 19,231,093	0.722	1.000	0.695	**0.962**
16322PA0040041	Silver	3,108	$ 1,930,252	$ 1,403,081	0.727	1.000	0.699	**0.962**
16322PA0040042	Gold	11,292	$ 7,801,586	$ 6,354,794	0.815	1.000	0.871	**1.070**
16322PA0040043	Bronze	5,700	$ 3,607,476	$ 2,136,537	0.592	1.000	0.602	**1.016**
16322PA0040044	Silver	5,484	$ 3,286,149	$ 2,373,016	0.722	1.000	0.695	**0.962**
16322PA0040045	Silver	540	$ 323,401	$ 235,077	0.727	1.000	0.699	**0.962**
16322PA0040046	Gold	1,692	$ 1,127,655	$ 918,533	0.815	1.000	0.871	**1.070**
16322PA0050029	Silver	38,040	$ 19,468,791	$ 13,719,282	0.705	1.000	0.678	**0.962**
16322PA0050030	Silver	23,568	$ 12,061,987	$ 8,468,908	0.702	1.000	0.675	**0.962**
16322PA0050031	Silver	92,640	$ 47,413,199	$ 33,394,759	0.704	1.000	0.677	**0.962**
16322PA0050033	Gold	120,588	$ 68,651,551	$ 54,471,458	0.793	1.000	0.849	**1.070**
16322PA0050100	Bronze	102,288	$ 52,339,467	$ 30,053,264	0.574	1.000	0.583	**1.016**
16322PA0050101	Bronze	66,144	$ 35,754,309	$ 20,530,084	0.574	1.000	0.583	**1.016**
16322PA0050102	Silver	65,736	$ 31,847,053	$ 22,442,005	0.705	1.000	0.678	**0.962**
16322PA0050103	Silver	34,296	$ 16,615,271	$ 11,665,839	0.702	1.000	0.675	**0.962**
16322PA0050104	Silver	143,124	$ 69,339,329	$ 48,838,092	0.704	1.000	0.677	**0.962**
16322PA0050105	Silver	6,600	$ 3,197,350	$ 2,179,393	0.682	1.000	0.656	**0.962**
16322PA0050106	Gold	151,236	$ 81,501,874	$ 64,667,525	0.793	1.000	0.849	**1.070**
16322PA0050108	Silver	5,556	$ 2,843,403	$ 1,938,134	0.682	1.000	0.656	**0.962**
16322PA0050111	Catastrophic	4,140	$ 2,118,222	$ 1,163,105	0.549	1.000	0.558	**1.016**
16322PA0050112	Catastrophic	1,860	$ 1,005,253	$ 551,979	0.549	1.000	0.558	**1.016**
16322PA0050117	Silver	28,476	$ 17,064,363	$ 12,019,022	0.704	1.000	0.677	**0.962**
16322PA0050118	Gold	11,436	$ 7,622,946	$ 6,048,414	0.793	1.000	0.849	**1.070**
16322PA0050119	Bronze	10,584	$ 6,698,695	$ 3,846,383	0.574	1.000	0.583	**1.016**
16322PA0050120	Silver	83,472	$ 42,720,995	$ 29,939,683	0.701	1.000	0.674	**0.962**
16322PA0050121	Silver	96,492	$ 46,747,457	$ 32,761,504	0.701	1.000	0.674	**0.962**
16322PA0050123	Silver	1,668	$ 999,368	$ 700,376	0.701	1.000	0.674	**0.962**

Exhibit 4: Derivation of Projection Period MLR

Projected Paid Claims	Projected Net Amount of Risk Adjustment	Projected Quality Improvement Initiatives	Projected Taxes & Fees	Projected Premium	Loss Ratio
$ 664,070,434.68	$ (43,097,973.42)	$ 18,144,899.02	$ 22,185,637.47	$ 904,471,116.72	**82.2%**

Exhibit 5: Derivation of Age Calibration Factor

Age Band	Age Factor	Current/Projected Enrollment Distribution
0-14	0.765	5.69%
15	0.833	0.49%
16	0.859	0.49%
17	0.885	0.53%
18	0.913	0.57%
19	0.941	0.81%
20	0.970	1.00%
21	1.000	1.06%
22	1.000	1.00%
23	1.000	0.93%
24	1.000	0.86%
25	1.004	0.82%
26	1.024	1.60%
27	1.048	1.64%
28	1.087	1.70%
29	1.119	1.64%
30	1.135	1.58%
31	1.159	1.49%
32	1.183	1.39%
33	1.198	1.43%
34	1.214	1.43%
35	1.222	1.32%
36	1.23	1.38%
37	1.238	1.41%
38	1.246	1.36%
39	1.262	1.41%
40	1.278	1.36%
41	1.302	1.39%
42	1.325	1.25%
43	1.357	1.34%
44	1.397	1.37%
45	1.444	1.41%
46	1.5	1.50%
47	1.563	1.58%
48	1.635	1.85%
49	1.706	1.78%
50	1.786	1.87%
51	1.865	1.98%
52	1.952	2.05%
53	2.04	2.29%
54	2.135	2.48%
55	2.23	2.57%
56	2.333	2.74%
57	2.437	3.01%
58	2.548	3.22%
59	2.603	3.33%
60	2.714	3.78%
61	2.81	4.07%
62	2.873	4.89%
63	2.952	5.47%
64 and over	3	6.35%

Initial Age Factor:	1.869
3-child cap Adjustment:	0.998
Final Age Factor used:	**1.864**

Exhibit 6: Derivation of Geographical Calibration Factor

Rating Areas	Projected Enrollment	Proposed Factor
1	16,494	0.964
2	1,565	1.057
3	2,937	1.216
4	88,133	0.964
5	14,912	0.964
6	2,684	1.298
7	6,656	1.316
9	4,145	1.153

Calibration Factor
0.999

Exhibit 7: Historical Changes in Consumer Adjusted Premium Rate for Age 21, Non-tobacco User

Geographic Area 1					2014	2015	2015	2016	2016	2017	2017	2018	2018	2019	2019	2020	2020
Plan ID	Metal Level	Product Name	Plan Name	Exchange Plan (Y/N)	Age 21, NT Prem	Age 21, NT Prem	% Change	Age 21, NT Prem	% Change	Age 21, NT Prem	% Change	Age 21, NT Prem	% Change	Age 21, NT Prem	% Change	Age 21, NT Prem	% Change
16322PA0040006	Silver	Individual PPO	UPMC Advantage Silver $0/$50 - Premium Network	Y	$ -	$ 163.67	N/A	$ 181.02	10.6%	$ 233.68	29.1%	$ 353.04	51.1%	$ 345.75	-2.1%	$ 353.48	2.2%
16322PA0040007	Silver	Individual PPO	UPMC Advantage Silver $1,750/$50 - Premium Network	Y	$ -	$ 161.39	N/A	$ 180.36	11.8%	$ 232.84	29.1%	$ 354.71	52.3%	$ 335.79	-5.3%	$ 351.14	4.6%
16322PA0040008	Silver	Individual PPO	UPMC Advantage Silver $3,500/$25 - Premium Network	Y	$ -	$ 163.44	N/A	$ 177.44	8.6%	$ 229.07	29.1%	$ 345.42	50.8%	$ 342.49	-0.8%	$ 351.73	2.7%
16322PA0040010	Gold	Individual PPO	UPMC Advantage Gold $800/$20 - Premium Network	Y	$ -	$ 207.42	N/A	$ 223.92	8.0%	$ 289.06	29.1%	$ 332.61	15.1%	$ 364.25	9.5%	$ 367.77	1.0%
16322PA0040012	Platinum	Individual PPO	UPMC Advantage Platinum $250/$20 - Premium Network	Y	$ -	$ 345.15	N/A	$ 380.01	10.1%	$ 490.56	29.1%	$ 581.41	18.5%	$ 638.38	9.8%	$ -	N/A
16322PA0040024	Bronze	Individual PPO	UPMC Advantage Bronze $6,950/$35 - Premium Network	Y	$ -	$ -	N/A	$ 158.03	N/A	$ 204.01	29.1%	$ 240.21	17.7%	$ 263.06	9.5%	$ 253.90	-3.5%
16322PA0040025	Silver	Individual PPO	UPMC Advantage Silver HSA $2,800/20% - Premium Network	N	$ -	$ -	N/A	$ 180.69	N/A	$ 233.26	29.1%	$ 368.05	57.8%	$ 285.28	-22.5%	$ 284.27	-0.4%
16322PA0040026	Catastrophic	Individual PPO	UPMC Advantage Catastrophic $7,350/$0 - Premium Network	Y	$ -	$ -	N/A	$ 137.48	N/A	$ 177.48	29.1%	$ 205.70	15.9%	$ 249.70	21.4%	$ 242.94	-2.7%
16322PA0040027	Silver	Individual PPO	UPMC Advantage Silver $3,500/$30 - Premium Network	Y	$ -	$ -	N/A	$ -	N/A	$ 226.19	N/A	$ 352.72	55.9%	$ -	N/A	$ -	N/A
16322PA0040028	Gold	Individual PPO	UPMC Advantage Gold $1,400/$20 - Premium Network	Y	$ -	$ -	N/A	$ -	N/A	$ -	N/A	$ 346.35	N/A	$ -	N/A	$ -	N/A
16322PA0040029	Bronze	Individual PPO	UPMC Advantage Inside Advantage for Individuals Bronze $6,950/$35 - Premium Network	Y	$ -	$ -	N/A	$ -	N/A	$ -	N/A	$ 239.66	N/A	$ -	N/A	$ -	N/A
16322PA0040030	Silver	Individual PPO	UPMC Advantage Inside Advantage for Individuals Silver HSA $2,700/20% - Premium Network	Y	$ -	$ -	N/A	$ -	N/A	$ -	N/A	$ 342.30	N/A	$ -	N/A	$ -	N/A
16322PA0040031	Silver	Individual PPO	UPMC Advantage Inside Advantage for Individuals Silver $1,750/$50 - Premium Network	Y	$ -	$ -	N/A	$ -	N/A	$ -	N/A	$ 349.49	N/A	$ -	N/A	$ -	N/A
16322PA0040032	Silver	Individual PPO	UPMC Advantage Inside Advantage for Individuals Silver $3,500/$25 - Premium Network	Y	$ -	$ -	N/A	$ -	N/A	$ -	N/A	$ 348.80	N/A	$ -	N/A	$ -	N/A
16322PA0040033	Silver	Individual PPO	UPMC Advantage Inside Advantage for Individuals Silver $0/$50 - Premium Network	Y	$ -	$ -	N/A	$ -	N/A	$ -	N/A	$ 349.95	N/A	$ -	N/A	$ -	N/A
16322PA0040034	Gold	Individual PPO	UPMC Advantage Inside Advantage for Individuals Gold $800/$20 - Premium Network	Y	$ -	$ -	N/A	$ -	N/A	$ -	N/A	$ 327.07	N/A	$ -	N/A	$ -	N/A
16322PA0040035	Platinum	Individual PPO	UPMC Advantage Inside Advantage for Individuals Platinum $250/$20 - Premium Network	Y	$ -	$ -	N/A	$ -	N/A	$ -	N/A	$ 577.97	N/A	$ -	N/A	$ -	N/A
16322PA0040036	Catastrophic	Individual PPO	UPMC Advantage Catastrophic $7,350/$0 - Premium Network	Y	$ -	$ -	N/A	$ -	N/A	$ -	N/A	$ 205.70	N/A	$ -	N/A	$ -	N/A
16322PA0040037	Silver	Individual PPO	UPMC Advantage Silver $1,800/$50 - Premium Network	N	$ -	$ -	N/A	$ -	N/A	$ -	N/A	$ 263.78	N/A	$ 282.17	7.0%	$ 295.04	4.6%
16322PA0040038	Silver	Individual PPO	UPMC Advantage Inside Advantage for Individuals Silver $1,800/$50 - Premium Network	N	$ -	$ -	N/A	$ -	N/A	$ -	N/A	$ 259.97	N/A	$ -	N/A	$ -	N/A
16322PA0040039	Bronze	Individual PPO	UPMC Advantage Bronze $6,950/$35 - Premium Network	Y	$ -	$ -	N/A	$ -	N/A	$ -	N/A	$ -	N/A	$ -	N/A	$ -	N/A
16322PA0040040	Silver	Individual PPO	UPMC Advantage Silver $3,500/$25 - Premium Network	Y	$ -	$ -	N/A	$ -	N/A	$ -	N/A	$ -	N/A	$ -	N/A	$ -	N/A
16322PA0040041	Silver	Individual PPO	UPMC Advantage Silver $2,000/$60 - Premium Network	N	$ -	$ -	N/A	$ -	N/A	$ -	N/A	$ -	N/A	$ -	N/A	$ -	N/A
16322PA0040042	Gold	Individual PPO	UPMC Advantage Gold $800/$20 - Premium Network	Y	$ -	$ -	N/A	$ -	N/A	$ -	N/A	$ -	N/A	$ -	N/A	$ -	N/A
16322PA0040043	Bronze	Individual PPO	UPMC Advantage Bronze $6,950/$35 - Premium Network	Y	$ -	$ -	N/A	$ -	N/A	$ -	N/A	$ -	N/A	$ -	N/A	$ -	N/A
16322PA0040044	Silver	Individual PPO	UPMC Advantage Silver $3,500/$25 - Premium Network	Y	$ -	$ -	N/A	$ -	N/A	$ -	N/A	$ -	N/A	$ -	N/A	$ -	N/A
16322PA0040045	Silver	Individual PPO	UPMC Advantage Silver $2,000/$60 - Premium Network	N	$ -	$ -	N/A	$ -	N/A	$ -	N/A	$ -	N/A	$ -	N/A	$ -	N/A
16322PA0040046	Gold	Individual PPO	UPMC Advantage Gold $800/$20 - Premium Network	Y	$ -	$ -	N/A	$ -	N/A	$ -	N/A	$ -	N/A	$ -	N/A	$ -	N/A
16322PA0050029	Silver	Individual EPO	UPMC Advantage Silver $0/$50 - Select Network	Y	$ -	$ -	N/A	$ -	N/A	$ -	N/A	$ -	N/A	$ -	N/A	$ -	N/A
16322PA0050030	Silver	Individual EPO	UPMC Advantage Silver $1,750/$50 - Select Network	Y	$ -	$ -	N/A	$ -	N/A	$ -	N/A	$ -	N/A	$ -	N/A	$ -	N/A
16322PA0050031	Silver	Individual EPO	UPMC Advantage Silver $3,500/$25 - Select Network	Y	$ -	$ -	N/A	$ -	N/A	$ -	N/A	$ -	N/A	$ -	N/A	$ -	N/A
16322PA0050033	Gold	Individual EPO	UPMC Advantage Gold $800/$20 - Select Network	Y	$ -	$ -	N/A	$ -	N/A	$ -	N/A	$ -	N/A	$ -	N/A	$ -	N/A
16322PA0050035	Platinum	Individual EPO	UPMC Advantage Platinum $250/$20 - Select Network	Y	$ -	$ -	N/A	$ -	N/A	$ -	N/A	$ -	N/A	$ -	N/A	$ -	N/A
16322PA0050100	Bronze	Individual EPO	UPMC Advantage Bronze $6,950/$35 - Partner Network	Y	$ -	$ -	N/A	$ 130.55	N/A	$ 161.64	23.8%	$ 190.33	17.7%	$ 199.37	4.7%	$ 192.00	-3.7%
16322PA0050101	Bronze	Individual EPO	UPMC Advantage Bronze $6,950/$35 - Select Network	Y	$ -	$ -	N/A	$ -	N/A	$ -	N/A	$ -	N/A	$ -	N/A	$ -	N/A
16322PA0050102	Silver	Individual EPO	UPMC Advantage Silver $0/$50 - Partner Network	Y	$ -	$ -	N/A	$ 149.53	N/A	$ 185.14	23.8%	$ 279.71	51.1%	$ 260.77	-6.8%	$ 267.72	2.7%
16322PA0050103	Silver	Individual EPO	UPMC Advantage Silver $1,750/$50 - Partner Network	Y	$ -	$ -	N/A	$ 148.99	N/A	$ 184.48	23.8%	$ 281.03	52.3%	$ 260.92	-7.2%	$ 266.74	2.2%
16322PA0050104	Silver	Individual EPO	UPMC Advantage Silver $3,500/$25 - Partner Network	Y	$ -	$ -	N/A	$ 146.58	N/A	$ 181.49	23.8%	$ 273.67	50.8%	$ 256.63	-6.2%	$ 267.59	4.3%
16322PA0050105	Silver	Individual EPO	UPMC Advantage Silver HSA $2,800/20% - Partner Network	N	$ -	$ -	N/A	$ 149.26	N/A	$ 184.81	23.8%	$ 291.60	57.8%	$ 216.77	-25.7%	$ 215.80	-0.4%
16322PA0050106	Gold	Individual EPO	UPMC Advantage Gold $800/$20 - Partner Network	Y	$ -	$ -	N/A	$ 184.97	N/A	$ 229.02	23.8%	$ 263.53	15.1%	$ 276.71	5.0%	$ 279.43	1.0%
16322PA0050107	Platinum	Individual EPO	UPMC Advantage Platinum $250/$20 - Partner Network	Y	$ -	$ -	N/A	$ 313.92	N/A	$ 388.67	23.8%	$ 460.65	18.5%	$ 485.94	5.5%	$ -	N/A
16322PA0050108	Silver	Individual EPO	UPMC Advantage Silver HSA $2,800/20% - Select Network	N	$ -	$ -	N/A	$ -	N/A	$ -	N/A	$ -	N/A	$ -	N/A	$ -	N/A
16322PA0050111	Catastrophic	Individual EPO	UPMC Advantage Catastrophic $7,350/$0 - Partner Network	Y	$ -	$ -	N/A	$ 113.57	N/A	$ 140.62	23.8%	$ 162.98	15.9%	$ 189.10	16.0%	$ 183.61	-2.9%
16322PA0050112	Catastrophic	Individual EPO	UPMC Advantage Catastrophic $7,350/$0 – Select Network	Y	$ -	$ -	N/A	$ -	N/A	$ -	N/A	$ -	N/A	$ -	N/A	$ -	N/A
16322PA0050113	Silver	Individual EPO	UPMC Advantage Silver $3,500/$30 - Select Network	Y	$ -	$ -	N/A	$ -	N/A	$ -	N/A	$ -	N/A	$ -	N/A	$ -	N/A
16322PA0050114	Silver	Individual EPO	UPMC Advantage Silver $3,500/$30 - Partner Network	Y	$ -	$ -	N/A	$ -	N/A	$ 188.52	N/A	$ 293.98	55.9%	$ -	N/A	$ -	N/A
16322PA0050115	Gold	Individual EPO	UPMC Advantage Gold $1,400/$20 - Select Network	Y	$ -	$ -	N/A	$ -	N/A	$ -	N/A	$ -	N/A	$ -	N/A	$ -	N/A
16322PA0050116	Gold	Individual EPO	UPMC Advantage Gold $1,400$20 - Partner Network	Y	$ -	$ -	N/A	$ -	N/A	$ -	N/A	$ 274.41	N/A	$ -	N/A	$ -	N/A
16322PA0050117	Silver	Individual EPO	Tower UPMC Advantage Silver $3,500/$25 - Tower Network	Y	$ -	$ -	N/A	$ -	N/A	$ -	N/A	$ -	N/A	$ -	N/A	$ -	N/A
16322PA0050118	Gold	Individual EPO	Tower UPMC Advantage Gold $800/$20 - Tower Network	Y	$ -	$ -	N/A	$ -	N/A	$ -	N/A	$ -	N/A	$ -	N/A	$ -	N/A
16322PA0050119	Bronze	Individual EPO	Tower UPMC Advantage Bronze $6,950/$35 - Tower Network	Y	$ -	$ -	N/A	$ -	N/A	$ -	N/A	$ -	N/A	$ -	N/A	$ -	N/A
16322PA0050120	Silver	Individual EPO	UPMC Advantage Silver $1,800/$50 - Select Network	N	$ -	$ -	N/A	$ -	N/A	$ -	N/A	$ -	N/A	$ -	N/A	$ -	N/A
16322PA0050121	Silver	Individual EPO	UPMC Advantage Silver $1,800/$50 - Partner Network	N	$ -	$ -	N/A	$ -	N/A	$ -	N/A	$ 208.98	N/A	$ 212.24	1.6%	$ 221.88	4.5%
16322PA0050123	Silver	Individual EPO	UPMC Advantage Silver $2,000/$60 - Tower Network	N	$ -	$ -	N/A	$ -	N/A	$ -	N/A	$ -	N/A	$ -	N/A	$ -	N/A

Geographic Area 2					2014	2015	2015	2016	2016	2017	2017	2018	2018	2019	2019	2020	2020
Plan ID	Metal Level	Product Name	Plan Name	Exchange Plan (Y/N)	Age 21, NT Prem	Age 21, NT Prem	% Change	Age 21, NT Prem	% Change	Age 21, NT Prem	% Change	Age 21, NT Prem	% Change	Age 21, NT Prem	% Change	Age 21, NT Prem	% Change
16322PA0040006	Silver	Individual PPO	UPMC Advantage Silver $0/$50 - Premium Network	Y	$ -	$ 163.67	N/A	$ 181.02	10.6%	$ 233.68	29.1%	$ 353.04	51.1%	$ 345.75	-2.1%	$ 387.55	12.1%
16322PA0040007	Silver	Individual PPO	UPMC Advantage Silver $1,750/$50 - Premium Network	Y	$ -	$ 161.39	N/A	$ 180.36	11.8%	$ 232.84	29.1%	$ 354.71	52.3%	$ 335.79	-5.3%	$ 384.98	14.6%
16322PA0040008	Silver	Individual PPO	UPMC Advantage Silver $3,500/$25 - Premium Network	Y	$ -	$ 163.44	N/A	$ 177.44	8.6%	$ 229.07	29.1%	$ 345.42	50.8%	$ 342.49	-0.8%	$ 385.64	12.6%
16322PA0040010	Gold	Individual PPO	UPMC Advantage Gold $800/$20 - Premium Network	Y	$ -	$ 207.42	N/A	$ 223.92	8.0%	$ 289.06	29.1%	$ 332.61	15.1%	$ 364.25	9.5%	$ 403.23	10.7%
16322PA0040012	Platinum	Individual PPO	UPMC Advantage Platinum $250/$20 - Premium Network	Y	$ -	$ 345.15	N/A	$ 380.01	10.1%	$ 490.56	29.1%	$ 581.41	18.5%	$ 638.38	9.8%	$ -	N/A
16322PA0040024	Bronze	Individual PPO	UPMC Advantage Bronze $6,950/$35 - Premium Network	Y	$ -	$ -	N/A	$ 158.03	N/A	$ 204.01	29.1%	$ 240.21	17.7%	$ 263.06	9.5%	$ 278.37	5.8%
16322PA0040025	Silver	Individual PPO	UPMC Advantage Silver HSA $2,800/20% - Premium Network	N	$ -	$ -	N/A	$ 180.69	N/A	$ 233.26	29.1%	$ 368.05	57.8%	$ 285.28	-22.5%	$ 311.67	9.3%
16322PA0040026	Catastrophic	Individual PPO	UPMC Advantage Catastrophic $7,350/$0 - Premium Network	Y	$ -	$ -	N/A	$ 137.48	N/A	$ 177.48	29.1%	$ 205.70	15.9%	$ 249.70	21.4%	$ 266.36	6.7%
16322PA0040027	Silver	Individual PPO	UPMC Advantage Silver $3,500/$30 - Premium Network	Y	$ -	$ -	N/A	$ -	N/A	$ 226.19	N/A	$ 352.72	55.9%	$ -	N/A	$ -	N/A
16322PA0040028	Gold	Individual PPO	UPMC Advantage Gold $1,400/$20 - Premium Network	Y	$ -	$ -	N/A	$ -	N/A	$ -	N/A	$ 346.35	N/A	$ -	N/A	$ -	N/A
16322PA0040029	Bronze	Individual PPO	UPMC Advantage Inside Advantage for Individuals Bronze $6,950/$35 - Premium Network	Y	$ -	$ -	N/A	$ -	N/A	$ -	N/A	$ -	N/A	$ -	N/A	$ -	N/A
16322PA0040030	Silver	Individual PPO	UPMC Advantage Inside Advantage for Individuals Silver HSA $2,700/20% - Premium Network	Y	$ -	$ -	N/A	$ -	N/A	$ -	N/A	$ -	N/A	$ -	N/A	$ -	N/A
16322PA0040031	Silver	Individual PPO	UPMC Advantage Inside Advantage for Individuals Silver $1,750/$50 - Premium Network	Y	$ -	$ -	N/A	$ -	N/A	$ -	N/A	$ -	N/A	$ -	N/A	$ -	N/A
16322PA0040032	Silver	Individual PPO	UPMC Advantage Inside Advantage for Individuals Silver $3,500/$25 - Premium Network	Y	$ -	$ -	N/A	$ -	N/A	$ -	N/A	$ -	N/A	$ -	N/A	$ -	N/A
16322PA0040033	Silver	Individual PPO	UPMC Advantage Inside Advantage for Individuals Silver $0/$50 - Premium Network	Y	$ -	$ -	N/A	$ -	N/A	$ -	N/A	$ -	N/A	$ -	N/A	$ -	N/A
16322PA0040034	Gold	Individual PPO	UPMC Advantage Inside Advantage for Individuals Gold $800/$20 - Premium Network	Y	$ -	$ -	N/A	$ -	N/A	$ -	N/A	$ -	N/A	$ -	N/A	$ -	N/A
16322PA0040035	Platinum	Individual PPO	UPMC Advantage Inside Advantage for Individuals Platinum $250/$20 - Premium Network	Y	$ -	$ -	N/A	$ -	N/A	$ -	N/A	$ -	N/A	$ -	N/A	$ -	N/A
16322PA0040036	Catastrophic	Individual PPO	UPMC Advantage Catastrophic $7,350/$0 - Premium Network	Y	$ -	$ -	N/A	$ -	N/A	$ -	N/A	$ -	N/A	$ -	N/A	$ -	N/A
16322PA0040037	Silver	Individual PPO	UPMC Advantage Silver $1,800/$50 - Premium Network	N	$ -	$ -	N/A	$ -	N/A	$ -	N/A	$ 263.78	N/A	$ 282.17	7.0%	$ 323.48	14.6%
16322PA0040038	Silver	Individual PPO	UPMC Advantage Inside Advantage for Individuals Silver $1,800/$50 - Premium Network	N	$ -	$ -	N/A	$ -	N/A	$ -	N/A	$ -	N/A	$ -	N/A	$ -	N/A
16322PA0040039	Bronze	Individual PPO	UPMC Advantage Bronze $6,950/$35 - Premium Network	Y	$ -	$ -	N/A	$ -	N/A	$ -	N/A	$ -	N/A	$ -	N/A	$ -	N/A
16322PA0040040	Silver	Individual PPO	UPMC Advantage Silver $3,500/$25 - Premium Network	Y	$ -	$ -	N/A	$ -	N/A	$ -	N/A	$ -	N/A	$ -	N/A	$ -	N/A
16322PA0040041	Silver	Individual PPO	UPMC Advantage Silver $2,000/$60 - Premium Network	N	$ -	$ -	N/A	$ -	N/A	$ -	N/A	$ -	N/A	$ -	N/A	$ -	N/A
16322PA0040042	Gold	Individual PPO	UPMC Advantage Gold $800/$20 - Premium Network	Y	$ -	$ -	N/A	$ -	N/A	$ -	N/A	$ -	N/A	$ -	N/A	$ -	N/A
16322PA0040043	Bronze	Individual PPO	UPMC Advantage Bronze $6,950/$35 - Premium Network	Y	$ -	$ -	N/A	$ -	N/A	$ -	N/A	$ -	N/A	$ -	N/A	$ -	N/A
16322PA0040044	Silver	Individual PPO	UPMC Advantage Silver $3,500/$25 - Premium Network	Y	$ -	$ -	N/A	$ -	N/A	$ -	N/A	$ -	N/A	$ -	N/A	$ -	N/A
16322PA0040045	Silver	Individual PPO	UPMC Advantage Silver $2,000/$60 - Premium Network	N	$ -	$ -	N/A	$ -	N/A	$ -	N/A	$ -	N/A	$ -	N/A	$ -	N/A
16322PA0040046	Gold	Individual PPO	UPMC Advantage Gold $800/$20 - Premium Network	Y	$ -	$ -	N/A	$ -	N/A	$ -	N/A	$ -	N/A	$ -	N/A	$ -	N/A
16322PA0050029	Silver	Individual EPO	UPMC Advantage Silver $0/$50 - Select Network	Y	$ -	$ -	N/A	$ -	N/A	$ -	N/A	$ -	N/A	$ -	N/A	$ -	N/A
16322PA0050030	Silver	Individual EPO	UPMC Advantage Silver $1,750/$50 - Select Network	Y	$ -	$ -	N/A	$ -	N/A	$ -	N/A	$ -	N/A	$ -	N/A	$ -	N/A
16322PA0050031	Silver	Individual EPO	UPMC Advantage Silver $3,500/$25 - Select Network	Y	$ -	$ -	N/A	$ -	N/A	$ -	N/A	$ -	N/A	$ -	N/A	$ -	N/A
16322PA0050033	Gold	Individual EPO	UPMC Advantage Gold $800/$20 - Select Network	Y	$ -	$ -	N/A	$ -	N/A	$ -	N/A	$ -	N/A	$ -	N/A	$ -	N/A
16322PA0050035	Platinum	Individual EPO	UPMC Advantage Platinum $250/$20 - Select Network	Y	$ -	$ -	N/A	$ -	N/A	$ -	N/A	$ -	N/A	$ -	N/A	$ -	N/A
16322PA0050100	Bronze	Individual EPO	UPMC Advantage Bronze $6,950/$35 - Partner Network	Y	$ -	$ -	N/A	$ 130.55	N/A	$ 161.64	23.8%	$ -	-100.0%	$ -	N/A	$ -	N/A
16322PA0050101	Bronze	Individual EPO	UPMC Advantage Bronze $6,950/$35 - Select Network	Y	$ -	$ -	N/A	$ -	N/A	$ -	N/A	$ -	N/A	$ -	N/A	$ -	N/A
16322PA0050102	Silver	Individual EPO	UPMC Advantage Silver $0/$50 - Partner Network	Y	$ -	$ -	N/A	$ 149.53	N/A	$ 185.14	23.8%	$ -	-100.0%	$ -	N/A	$ -	N/A
16322PA0050103	Silver	Individual EPO	UPMC Advantage Silver $1,750/$50 - Partner Network	Y	$ -	$ -	N/A	$ 148.99	N/A	$ 184.48	23.8%	$ -	-100.0%	$ -	N/A	$ -	N/A
16322PA0050104	Silver	Individual EPO	UPMC Advantage Silver $3,500/$25 - Partner Network	Y	$ -	$ -	N/A	$ 146.58	N/A	$ 181.49	23.8%	$ -	-100.0%	$ -	N/A	$ -	N/A
16322PA0050105	Silver	Individual EPO	UPMC Advantage Silver HSA $2,800/20% - Partner Network	N	$ -	$ -	N/A	$ 149.26	N/A	$ 184.81	23.8%	$ -	-100.0%	$ -	N/A	$ -	N/A
16322PA0050106	Gold	Individual EPO	UPMC Advantage Gold $800/$20 - Partner Network	Y	$ -	$ -	N/A	$ 184.97	N/A	$ 229.02	23.8%	$ -	-100.0%	$ -	N/A	$ -	N/A
16322PA0050107	Platinum	Individual EPO	UPMC Advantage Platinum $250/$20 - Partner Network	Y	$ -	$ -	N/A	$ 313.92	N/A	$ 388.67	23.8%	$ -	-100.0%	$ -	N/A	$ -	N/A
16322PA0050108	Silver	Individual EPO	UPMC Advantage Silver HSA $2,800/20% - Select Network	N	$ -	$ -	N/A	$ -	N/A	$ -	N/A	$ -	N/A	$ -	N/A	$ -	N/A
16322PA0050111	Catastrophic	Individual EPO	UPMC Advantage Catastrophic $7,350/$0 - Partner Network	Y	$ -	$ -	N/A	$ 113.57	N/A	$ 140.62	23.8%	$ -	-100.0%	$ -	N/A	$ -	N/A
16322PA0050112	Catastrophic	Individual EPO	UPMC Advantage Catastrophic $7,350/$0 – Select Network	Y	$ -	$ -	N/A	$ -	N/A	$ -	N/A	$ -	N/A	$ -	N/A	$ -	N/A
16322PA0050113	Silver	Individual EPO	UPMC Advantage Silver $3,500/$30 - Select Network	Y	$ -	$ -	N/A	$ -	N/A	$ -	N/A	$ -	N/A	$ -	N/A	$ -	N/A
16322PA0050114	Silver	Individual EPO	UPMC Advantage Silver $3,500/$30 - Partner Network	Y	$ -	$ -	N/A	$ -	N/A	$ 188.52	N/A	$ -	-100.0%	$ -	N/A	$ -	N/A
16322PA0050115	Gold	Individual EPO	UPMC Advantage Gold $1,400/$20 - Select Network	Y	$ -	$ -	N/A	$ -	N/A	$ -	N/A	$ -	N/A	$ -	N/A	$ -	N/A
16322PA0050116	Gold	Individual EPO	UPMC Advantage Gold $1,400$20 - Partner Network	Y	$ -	$ -	N/A	$ -	N/A	$ -	N/A	$ -	N/A	$ -	N/A	$ -	N/A
16322PA0050117	Silver	Individual EPO	Tower UPMC Advantage Silver $3,500/$25 - Tower Network	Y	$ -	$ -	N/A	$ -	N/A	$ -	N/A	$ -	N/A	$ -	N/A	$ -	N/A
16322PA0050118	Gold	Individual EPO	Tower UPMC Advantage Gold $800/$20 - Tower Network	Y	$ -	$ -	N/A	$ -	N/A	$ -	N/A	$ -	N/A	$ -	N/A	$ -	N/A
16322PA0050119	Bronze	Individual EPO	Tower UPMC Advantage Bronze $6,950/$35 - Tower Network	Y	$ -	$ -	N/A	$ -	N/A	$ -	N/A	$ -	N/A	$ -	N/A	$ -	N/A
16322PA0050120	Silver	Individual EPO	UPMC Advantage Silver $1,800/$50 - Select Network	N	$ -	$ -	N/A	$ -	N/A	$ -	N/A	$ -	N/A	$ -	N/A	$ -	N/A
16322PA0050121	Silver	Individual EPO	UPMC Advantage Silver $1,800/$50 - Partner Network	N	$ -	$ -	N/A	$ -	N/A	$ -	N/A	$ -	N/A	$ -	N/A	$ -	N/A
16322PA0050123	Silver	Individual EPO	UPMC Advantage Silver $2,000/$60 - Tower Network	N	$ -	$ -	N/A	$ -	N/A	$ -	N/A	$ -	N/A	$ -	N/A	$ -	N/A

Geographic Area 3					2018	2019	2019	2020	2020
Plan ID	Metal Level	Product Name	Plan Name	Exchange Plan (Y/N)	Age 21, NT Prem	Age 21, NT Prem	% Change	Age 21, NT Prem	% Change
16322PA0040006	Silver	Individual PPO	UPMC Advantage Silver $0/$50 - Premium Network	Y	$ -	$ -	N/A	$ -	N/A
16322PA0040007	Silver	Individual PPO	UPMC Advantage Silver $1,750/$50 - Premium Network	Y	$ -	$ -	N/A	$ -	N/A
16322PA0040008	Silver	Individual PPO	UPMC Advantage Silver $3,500/$25 - Premium Network	Y	$ -	$ -	N/A	$ -	N/A
16322PA0040010	Gold	Individual PPO	UPMC Advantage Gold $800/$20 - Premium Network	Y	$ -	$ -	N/A	$ -	N/A
16322PA0040012	Platinum	Individual PPO	UPMC Advantage Platinum $250/$20 - Premium Network	Y	$ -	$ -	N/A	$ -	N/A
16322PA0040024	Bronze	Individual PPO	UPMC Advantage Bronze $6,950/$35 - Premium Network	Y	$ -	$ -	N/A	$ -	N/A
16322PA0040025	Silver	Individual PPO	UPMC Advantage Silver HSA $2,800/20% - Premium Network	N	$ -	$ -	N/A	$ -	N/A
16322PA0040026	Catastrophic	Individual PPO	UPMC Advantage Catastrophic $7,350/$0 - Premium Network	Y	$ -	$ -	N/A	$ -	N/A
16322PA0040027	Silver	Individual PPO	UPMC Advantage Silver $3,500/$30 - Premium Network	Y	$ -	$ -	N/A	$ -	N/A
16322PA0040028	Gold	Individual PPO	UPMC Advantage Gold $1,400/$20 - Premium Network	Y	$ -	$ -	N/A	$ -	N/A
16322PA0040029	Bronze	Individual PPO	UPMC Advantage Inside Advantage for Individuals Bronze $6,950/$35 - Premium Network	Y	$ -	$ -	N/A	$ -	N/A
16322PA0040030	Silver	Individual PPO	UPMC Advantage Inside Advantage for Individuals Silver HSA $2,700/20% - Premium Network	Y	$ -	$ -	N/A	$ -	N/A
16322PA0040031	Silver	Individual PPO	UPMC Advantage Inside Advantage for Individuals Silver $1,750/$50 - Premium Network	Y	$ -	$ -	N/A	$ -	N/A
16322PA0040032	Silver	Individual PPO	UPMC Advantage Inside Advantage for Individuals Silver $3,500/$25 - Premium Network	Y	$ -	$ -	N/A	$ -	N/A
16322PA0040033	Silver	Individual PPO	UPMC Advantage Inside Advantage for Individuals Silver $0/$50 - Premium Network	Y	$ -	$ -	N/A	$ -	N/A
16322PA0040034	Gold	Individual PPO	UPMC Advantage Inside Advantage for Individuals Gold $800/$20 - Premium Network	Y	$ -	$ -	N/A	$ -	N/A
16322PA0040035	Platinum	Individual PPO	UPMC Advantage Inside Advantage for Individuals Platinum $250/$20 - Premium Network	Y	$ -	$ -	N/A	$ -	N/A
16322PA0040036	Catastrophic	Individual PPO	UPMC Advantage Catastrophic $7,350/$0 - Premium Network	Y	$ -	$ -	N/A	$ -	N/A
16322PA0040037	Silver	Individual PPO	UPMC Advantage Silver $1,800/$50 - Premium Network	N	$ -	$ -	N/A	$ -	N/A
16322PA0040038	Silver	Individual PPO	UPMC Advantage Inside Advantage for Individuals Silver $1,800/$50 - Premium Network	N	$ -	$ -	N/A	$ -	N/A
16322PA0040039	Bronze	Individual PPO	UPMC Advantage Bronze $6,950/$35 - Premium Network	Y	$ -	$ 331.95	N/A	$ 320.39	-3.5%
16322PA0040040	Silver	Individual PPO	UPMC Advantage Silver $3,500/$25 - Premium Network	Y	$ -	$ 432.18	N/A	$ 443.84	2.7%
16322PA0040041	Silver	Individual PPO	UPMC Advantage Silver $2,000/$60 - Premium Network	N	$ -	$ 356.06	N/A	$ 372.31	4.6%
16322PA0040042	Gold	Individual PPO	UPMC Advantage Gold $800/$20 - Premium Network	Y	$ -	$ 464.81	N/A	$ 464.09	-0.2%
16322PA0040043	Bronze	Individual PPO	UPMC Advantage Bronze $6,950/$35 - Premium Network	Y	$ -	$ 331.95	N/A	$ 309.11	-6.9%
16322PA0040044	Silver	Individual PPO	UPMC Advantage Silver $3,500/$25 - Premium Network	Y	$ -	$ 432.18	N/A	$ 428.22	-0.9%
16322PA0040045	Silver	Individual PPO	UPMC Advantage Silver $2,000/$60 - Premium Network	N	$ -	$ 356.06	N/A	$ 359.20	0.9%
16322PA0040046	Gold	Individual PPO	UPMC Advantage Gold $800/$20 - Premium Network	Y	$ -	$ 464.81	N/A	$ 447.75	-3.7%
16322PA0050029	Silver	Individual EPO	UPMC Advantage Silver $0/$50 - Select Network	Y	$ -	$ -	N/A	$ -	N/A
16322PA0050030	Silver	Individual EPO	UPMC Advantage Silver $1,750/$50 - Select Network	Y	$ -	$ -	N/A	$ -	N/A
16322PA0050031	Silver	Individual EPO	UPMC Advantage Silver $3,500/$25 - Select Network	Y	$ -	$ -	N/A	$ -	N/A
16322PA0050033	Gold	Individual EPO	UPMC Advantage Gold $800/$20 - Select Network	Y	$ -	$ -	N/A	$ -	N/A
16322PA0050035	Platinum	Individual EPO	UPMC Advantage Platinum $250/$20 - Select Network	Y	$ -	$ -	N/A	$ -	N/A
16322PA0050100	Bronze	Individual EPO	UPMC Advantage Bronze $6,950/$35 - Partner Network	Y	$ 240.45	$ 251.58	4.6%	$ 242.28	-3.7%
16322PA0050101	Bronze	Individual EPO	UPMC Advantage Bronze $6,950/$35 - Select Network	Y	$ -	$ -	N/A	$ -	N/A
16322PA0050102	Silver	Individual EPO	UPMC Advantage Silver $0/$50 - Partner Network	Y	$ 353.36	$ 329.06	-6.9%	$ 337.83	2.7%
16322PA0050103	Silver	Individual EPO	UPMC Advantage Silver $1,750/$50 - Partner Network	Y	$ 355.03	$ 329.25	-7.3%	$ 336.60	2.2%
16322PA0050104	Silver	Individual EPO	UPMC Advantage Silver $3,500/$25 - Partner Network	Y	$ 345.73	$ 323.84	-6.3%	$ 337.66	4.3%
16322PA0050105	Silver	Individual EPO	UPMC Advantage Silver HSA $2,800/20% - Partner Network	N	$ 368.38	$ 273.54	-25.7%	$ 272.31	-0.4%
16322PA0050106	Gold	Individual EPO	UPMC Advantage Gold $800/$20 - Partner Network	Y	$ 332.92	$ 349.17	4.9%	$ 352.60	1.0%
16322PA0050107	Platinum	Individual EPO	UPMC Advantage Platinum $250/$20 - Partner Network	Y	$ 581.95	$ 613.19	5.4%	$ -	N/A
16322PA0050108	Silver	Individual EPO	UPMC Advantage Silver HSA $2,800/20% - Select Network	N	$ -	$ -	N/A	$ -	N/A
16322PA0050111	Catastrophic	Individual EPO	UPMC Advantage Catastrophic $7,350/$0 - Partner Network	Y	$ 205.89	$ 238.62	15.9%	$ 231.69	-2.9%
16322PA0050112	Catastrophic	Individual EPO	UPMC Advantage Catastrophic $7,350/$0 – Select Network	Y	$ -	$ -	N/A	$ -	N/A
16322PA0050113	Silver	Individual EPO	UPMC Advantage Silver $3,500/$30 - Select Network	Y	$ -	$ -	N/A	$ -	N/A
16322PA0050114	Silver	Individual EPO	UPMC Advantage Silver $3,500/$30 - Partner Network	Y	$ 371.39	$ -	N/A	$ -	N/A
16322PA0050115	Gold	Individual EPO	UPMC Advantage Gold $1,400/$20 - Select Network	Y	$ -	$ -	N/A	$ -	N/A
16322PA0050116	Gold	Individual EPO	UPMC Advantage Gold $1,400$20 - Partner Network	Y	$ 346.66	$ -	N/A	$ -	N/A
16322PA0050117	Silver	Individual EPO	Tower UPMC Advantage Silver $3,500/$25 - Tower Network	Y	$ -	$ -	N/A	$ -	N/A
16322PA0050118	Gold	Individual EPO	Tower UPMC Advantage Gold $800/$20 - Tower Network	Y	$ -	$ -	N/A	$ -	N/A
16322PA0050119	Bronze	Individual EPO	Tower UPMC Advantage Bronze $6,950/$35 - Tower Network	Y	$ -	$ -	N/A	$ -	N/A
16322PA0050120	Silver	Individual EPO	UPMC Advantage Silver $1,800/$50 - Select Network	N	$ -	$ -	N/A	$ -	N/A
16322PA0050121	Silver	Individual EPO	UPMC Advantage Silver $1,800/$50 - Partner Network	N	$ 264.01	$ 267.82	1.4%	$ 279.98	4.5%
16322PA0050123	Silver	Individual EPO	UPMC Advantage Silver $2,000/$60 - Tower Network	N	$ -	$ -	N/A	$ -	N/A

Geographic Area 4					2014	2015	2015	2016	2016	2017	2017	2018	2018	2019	2019	2020	2020
Plan ID	Metal Level	Product Name	Plan Name	Exchange Plan (Y/N)	Age 21, NT Prem	Age 21, NT Prem	% Change	Age 21, NT Prem	% Change	Age 21, NT Prem	% Change	Age 21, NT Prem	% Change	Age 21, NT Prem	% Change	Age 21, NT Prem	% Change
16322PA0040006	Silver	Individual PPO	UPMC Advantage Silver $0/$50 - Premium Network	Y	$ -	$ 163.67	N/A	$ 181.02	10.6%	$ 233.68	29.1%	$ 353.04	51.1%	$ 345.75	-2.1%	$ 353.48	2.2%
16322PA0040007	Silver	Individual PPO	UPMC Advantage Silver $1,750/$50 - Premium Network	Y	$ -	$ 161.39	N/A	$ 180.36	11.8%	$ 232.84	29.1%	$ 354.71	52.3%	$ 335.79	-5.3%	$ 351.14	4.6%
16322PA0040008	Silver	Individual PPO	UPMC Advantage Silver $3,500/$25 - Premium Network	Y	$ -	$ 163.44	N/A	$ 177.44	8.6%	$ 229.07	29.1%	$ 345.42	50.8%	$ 342.49	-0.8%	$ 351.73	2.7%
16322PA0040010	Gold	Individual PPO	UPMC Advantage Gold $800/$20 - Premium Network	Y	$ -	$ 207.42	N/A	$ 223.92	8.0%	$ 289.06	29.1%	$ 332.61	15.1%	$ 364.25	9.5%	$ 367.77	1.0%
16322PA0040012	Platinum	Individual PPO	UPMC Advantage Platinum $250/$20 - Premium Network	Y	$ -	$ 345.15	N/A	$ 380.01	10.1%	$ 490.56	29.1%	$ 581.41	18.5%	$ 638.38	9.8%	$ -	N/A
16322PA0040024	Bronze	Individual PPO	UPMC Advantage Bronze $6,950/$35 - Premium Network	Y	$ -	$ -	N/A	$ 158.03	N/A	$ 204.01	29.1%	$ 240.21	17.7%	$ 263.06	9.5%	$ 253.90	-3.5%
16322PA0040025	Silver	Individual PPO	UPMC Advantage Silver HSA $2,800/20% - Premium Network	N	$ -	$ -	N/A	$ 180.69	N/A	$ 233.26	29.1%	$ 368.05	57.8%	$ 285.28	-22.5%	$ 284.27	-0.4%
16322PA0040026	Catastrophic	Individual PPO	UPMC Advantage Catastrophic $7,350/$0 - Premium Network	Y	$ -	$ -	N/A	$ 137.48	N/A	$ 177.48	29.1%	$ 205.70	15.9%	$ 249.70	21.4%	$ 242.94	-2.7%
16322PA0040027	Silver	Individual PPO	UPMC Advantage Silver $3,500/$30 - Premium Network	Y	$ -	$ -	N/A	$ -	N/A	$ 226.19	N/A	$ 352.72	55.9%	$ -	N/A	$ -	N/A
16322PA0040028	Gold	Individual PPO	UPMC Advantage Gold $1,400/$20 - Premium Network	Y	$ -	$ -	N/A	$ -	N/A	$ -	N/A	$ 346.35	N/A	$ -	N/A	$ -	N/A
16322PA0040029	Bronze	Individual PPO	UPMC Advantage Inside Advantage for Individuals Bronze $6,950/$35 - Premium Network	Y	$ -	$ -	N/A	$ -	N/A	$ -	N/A	$ -	N/A	$ -	N/A	$ -	N/A
16322PA0040030	Silver	Individual PPO	UPMC Advantage Inside Advantage for Individuals Silver HSA $2,700/20% - Premium Network	Y	$ -	$ -	N/A	$ -	N/A	$ -	N/A	$ -	N/A	$ -	N/A	$ -	N/A
16322PA0040031	Silver	Individual PPO	UPMC Advantage Inside Advantage for Individuals Silver $1,750/$50 - Premium Network	Y	$ -	$ -	N/A	$ -	N/A	$ -	N/A	$ -	N/A	$ -	N/A	$ -	N/A
16322PA0040032	Silver	Individual PPO	UPMC Advantage Inside Advantage for Individuals Silver $3,500/$25 - Premium Network	Y	$ -	$ -	N/A	$ -	N/A	$ -	N/A	$ -	N/A	$ -	N/A	$ -	N/A
16322PA0040033	Silver	Individual PPO	UPMC Advantage Inside Advantage for Individuals Silver $0/$50 - Premium Network	Y	$ -	$ -	N/A	$ -	N/A	$ -	N/A	$ -	N/A	$ -	N/A	$ -	N/A
16322PA0040034	Gold	Individual PPO	UPMC Advantage Inside Advantage for Individuals Gold $800/$20 - Premium Network	Y	$ -	$ -	N/A	$ -	N/A	$ -	N/A	$ -	N/A	$ -	N/A	$ -	N/A
16322PA0040035	Platinum	Individual PPO	UPMC Advantage Inside Advantage for Individuals Platinum $250/$20 - Premium Network	Y	$ -	$ -	N/A	$ -	N/A	$ -	N/A	$ -	N/A	$ -	N/A	$ -	N/A
16322PA0040036	Catastrophic	Individual PPO	UPMC Advantage Catastrophic $7,350/$0 - Premium Network	Y	$ -	$ -	N/A	$ -	N/A	$ -	N/A	$ -	N/A	$ -	N/A	$ -	N/A
16322PA0040037	Silver	Individual PPO	UPMC Advantage Silver $1,800/$50 - Premium Network	N	$ -	$ -	N/A	$ -	N/A	$ -	N/A	$ 263.78	N/A	$ 282.17	7.0%	$ 295.04	4.6%
16322PA0040038	Silver	Individual PPO	UPMC Advantage Inside Advantage for Individuals Silver $1,800/$50 - Premium Network	N	$ -	$ -	N/A	$ -	N/A	$ -	N/A	$ -	N/A	$ -	N/A	$ -	N/A
16322PA0040039	Bronze	Individual PPO	UPMC Advantage Bronze $6,950/$35 - Premium Network	Y	$ -	$ -	N/A	$ -	N/A	$ -	N/A	$ -	N/A	$ -	N/A	$ -	N/A
16322PA0040040	Silver	Individual PPO	UPMC Advantage Silver $3,500/$25 - Premium Network	Y	$ -	$ -	N/A	$ -	N/A	$ -	N/A	$ -	N/A	$ -	N/A	$ -	N/A
16322PA0040041	Silver	Individual PPO	UPMC Advantage Silver $2,000/$60 - Premium Network	N	$ -	$ -	N/A	$ -	N/A	$ -	N/A	$ -	N/A	$ -	N/A	$ -	N/A
16322PA0040042	Gold	Individual PPO	UPMC Advantage Gold $800/$20 - Premium Network	Y	$ -	$ -	N/A	$ -	N/A	$ -	N/A	$ -	N/A	$ -	N/A	$ -	N/A
16322PA0040043	Bronze	Individual PPO	UPMC Advantage Bronze $6,950/$35 - Premium Network	Y	$ -	$ -	N/A	$ -	N/A	$ -	N/A	$ -	N/A	$ -	N/A	$ -	N/A
16322PA0040044	Silver	Individual PPO	UPMC Advantage Silver $3,500/$25 - Premium Network	Y	$ -	$ -	N/A	$ -	N/A	$ -	N/A	$ -	N/A	$ -	N/A	$ -	N/A
16322PA0040045	Silver	Individual PPO	UPMC Advantage Silver $2,000/$60 - Premium Network	N	$ -	$ -	N/A	$ -	N/A	$ -	N/A	$ -	N/A	$ -	N/A	$ -	N/A
16322PA0040046	Gold	Individual PPO	UPMC Advantage Gold $800/$20 - Premium Network	Y	$ -	$ -	N/A	$ -	N/A	$ -	N/A	$ -	N/A	$ -	N/A	$ -	N/A
16322PA0050029	Silver	Individual EPO	UPMC Advantage Silver $0/$50 - Select Network	Y	$ -	$ -	N/A	$ -	N/A	$ -	N/A	$ 294.25	N/A	$ 275.48	-6.4%	$ 282.82	2.7%
16322PA0050030	Silver	Individual EPO	UPMC Advantage Silver $1,750/$50 - Select Network	Y	$ -	$ -	N/A	$ -	N/A	$ -	N/A	$ 295.63	N/A	$ 275.64	-6.8%	$ 281.79	2.2%
16322PA0050031	Silver	Individual EPO	UPMC Advantage Silver $3,500/$25 - Select Network	Y	$ -	$ -	N/A	$ -	N/A	$ -	N/A	$ 287.89	N/A	$ 271.11	-5.8%	$ 282.68	4.3%
16322PA0050033	Gold	Individual EPO	UPMC Advantage Gold $800/$20 - Select Network	Y	$ -	$ -	N/A	$ -	N/A	$ -	N/A	$ 277.21	N/A	$ 292.32	5.5%	$ 295.19	1.0%
16322PA0050035	Platinum	Individual EPO	UPMC Advantage Platinum $250/$20 - Select Network	Y	$ -	$ -	N/A	$ -	N/A	$ -	N/A	$ 484.58	N/A	$ 513.35	5.9%	$ -	N/A
16322PA0050100	Bronze	Individual EPO	UPMC Advantage Bronze $6,950/$35 - Partner Network	Y	$ -	$ -	N/A	$ 130.55	N/A	$ 161.64	23.8%	$ 190.33	17.7%	$ 199.37	4.7%	$ 192.00	-3.7%
16322PA0050101	Bronze	Individual EPO	UPMC Advantage Bronze $6,950/$35 - Select Network	Y	$ -	$ -	N/A	$ -	N/A	$ -	N/A	$ 200.21	N/A	$ 210.61	5.2%	$ 202.83	-3.7%
16322PA0050102	Silver	Individual EPO	UPMC Advantage Silver $0/$50 - Partner Network	Y	$ -	$ -	N/A	$ 149.53	N/A	$ 185.14	23.8%	$ 279.71	51.1%	$ 260.77	-6.8%	$ 267.72	2.7%
16322PA0050103	Silver	Individual EPO	UPMC Advantage Silver $1,750/$50 - Partner Network	Y	$ -	$ -	N/A	$ 148.99	N/A	$ 184.48	23.8%	$ 281.03	52.3%	$ 260.92	-7.2%	$ 266.74	2.2%
16322PA0050104	Silver	Individual EPO	UPMC Advantage Silver $3,500/$25 - Partner Network	Y	$ -	$ -	N/A	$ 146.58	N/A	$ 181.49	23.8%	$ 273.67	50.8%	$ 256.63	-6.2%	$ 267.59	4.3%
16322PA0050105	Silver	Individual EPO	UPMC Advantage Silver HSA $2,800/20% - Partner Network	N	$ -	$ -	N/A	$ 149.26	N/A	$ 184.81	23.8%	$ 291.60	57.8%	$ 216.77	-25.7%	$ 215.80	-0.4%
16322PA0050106	Gold	Individual EPO	UPMC Advantage Gold $800/$20 - Partner Network	Y	$ -	$ -	N/A	$ 184.97	N/A	$ 229.02	23.8%	$ 263.53	15.1%	$ 276.71	5.0%	$ 279.43	1.0%
16322PA0050107	Platinum	Individual EPO	UPMC Advantage Platinum $250/$20 - Partner Network	Y	$ -	$ -	N/A	$ 313.92	N/A	$ 388.67	23.8%	$ 460.65	18.5%	$ 485.94	5.5%	$ -	N/A
16322PA0050108	Silver	Individual EPO	UPMC Advantage Silver HSA $2,800/20% - Select Network	N	$ -	$ -	N/A	$ -	N/A	$ -	N/A	$ 306.74	N/A	$ 229.00	-25.3%	$ 227.97	-0.4%
16322PA0050111	Catastrophic	Individual EPO	UPMC Advantage Catastrophic $7,350/$0 - Partner Network	Y	$ -	$ -	N/A	$ 113.57	N/A	$ 140.62	23.8%	$ 162.98	15.9%	$ 189.10	16.0%	$ 183.61	-2.9%
16322PA0050112	Catastrophic	Individual EPO	UPMC Advantage Catastrophic $7,350/$0 – Select Network	Y	$ -	$ -	N/A	$ -	N/A	$ -	N/A	$ 171.44	N/A	$ 199.76	16.5%	$ 193.97	-2.9%
16322PA0050113	Silver	Individual EPO	UPMC Advantage Silver $3,500/$30 - Select Network	Y	$ -	$ -	N/A	$ -	N/A	$ -	N/A	$ 293.98	N/A	$ -	N/A	$ -	N/A
16322PA0050114	Silver	Individual EPO	UPMC Advantage Silver $3,500/$30 - Partner Network	Y	$ -	$ -	N/A	$ -	N/A	$ 188.52	N/A	$ 293.98	55.9%	$ -	N/A	$ -	N/A
16322PA0050115	Gold	Individual EPO	UPMC Advantage Gold $1,400/$20 - Select Network	Y	$ -	$ -	N/A	$ -	N/A	$ -	N/A	$ 288.66	N/A	$ -	N/A	$ -	N/A
16322PA0050116	Gold	Individual EPO	UPMC Advantage Gold $1,400$20 - Partner Network	Y	$ -	$ -	N/A	$ -	N/A	$ -	N/A	$ 274.41	N/A	$ -	N/A	$ -	N/A
16322PA0050117	Silver	Individual EPO	Tower UPMC Advantage Silver $3,500/$25 - Tower Network	Y	$ -	$ -	N/A	$ -	N/A	$ -	N/A	$ -	N/A	$ -	N/A	$ -	N/A
16322PA0050118	Gold	Individual EPO	Tower UPMC Advantage Gold $800/$20 - Tower Network	Y	$ -	$ -	N/A	$ -	N/A	$ -	N/A	$ -	N/A	$ -	N/A	$ -	N/A
16322PA0050119	Bronze	Individual EPO	Tower UPMC Advantage Bronze $6,950/$35 - Tower Network	Y	$ -	$ -	N/A	$ -	N/A	$ -	N/A	$ -	N/A	$ -	N/A	$ -	N/A
16322PA0050120	Silver	Individual EPO	UPMC Advantage Silver $1,800/$50 - Select Network	N	$ -	$ -	N/A	$ -	N/A	$ -	N/A	$ 219.84	N/A	$ 224.21	2.0%	$ 234.39	4.5%
16322PA0050121	Silver	Individual EPO	UPMC Advantage Silver $1,800/$50 - Partner Network	N	$ -	$ -	N/A	$ -	N/A	$ -	N/A	$ 208.98	N/A	$ 212.24	1.6%	$ 221.88	4.5%
16322PA0050123	Silver	Individual EPO	UPMC Advantage Silver $2,000/$60 - Tower Network	N	$ -	$ -	N/A	$ -	N/A	$ -	N/A	$ -	N/A	$ -	N/A	$ -	N/A

Geographic Area 5					2014	2015	2015	2016	2016	2017	2017	2018	2018	2019	2019	2020	2020
Plan ID	Metal Level	Product Name	Plan Name	Exchange Plan (Y/N)	Age 21, NT Prem	Age 21, NT Prem	% Change	Age 21, NT Prem	% Change	Age 21, NT Prem	% Change	Age 21, NT Prem	% Change	Age 21, NT Prem	% Change	Age 21, NT Prem	% Change
16322PA0040006	Silver	Individual PPO	UPMC Advantage Silver $0/$50 - Premium Network	Y	$ -	$ 163.67	N/A	$ 181.02	10.6%	$ 233.68	29.1%	$ 353.04	51.1%	$ 345.75	-2.1%	$ 353.48	2.2%
16322PA0040007	Silver	Individual PPO	UPMC Advantage Silver $1,750/$50 - Premium Network	Y	$ -	$ 161.39	N/A	$ 180.36	11.8%	$ 232.84	29.1%	$ 354.71	52.3%	$ 335.79	-5.3%	$ 351.14	4.6%
16322PA0040008	Silver	Individual PPO	UPMC Advantage Silver $3,500/$25 - Premium Network	Y	$ -	$ 163.44	N/A	$ 177.44	8.6%	$ 229.07	29.1%	$ 345.42	50.8%	$ 342.49	-0.8%	$ 351.73	2.7%
16322PA0040010	Gold	Individual PPO	UPMC Advantage Gold $800/$20 - Premium Network	Y	$ -	$ 207.42	N/A	$ 223.92	8.0%	$ 289.06	29.1%	$ 332.61	15.1%	$ 364.25	9.5%	$ 367.77	1.0%
16322PA0040012	Platinum	Individual PPO	UPMC Advantage Platinum $250/$20 - Premium Network	Y	$ -	$ 345.15	N/A	$ 380.01	10.1%	$ 490.56	29.1%	$ 581.41	18.5%	$ 638.38	9.8%	$ -	N/A
16322PA0040024	Bronze	Individual PPO	UPMC Advantage Bronze $6,950/$35 - Premium Network	Y	$ -	$ -	N/A	$ 158.03	N/A	$ 204.01	29.1%	$ 240.21	17.7%	$ 263.06	9.5%	$ 253.90	-3.5%
16322PA0040025	Silver	Individual PPO	UPMC Advantage Silver HSA $2,800/20% - Premium Network	N	$ -	$ -	N/A	$ 180.69	N/A	$ 233.26	29.1%	$ 368.05	57.8%	$ 285.28	-22.5%	$ 284.27	-0.4%
16322PA0040026	Catastrophic	Individual PPO	UPMC Advantage Catastrophic $7,350/$0 - Premium Network	Y	$ -	$ -	N/A	$ 137.48	N/A	$ 177.48	29.1%	$ 205.70	15.9%	$ 249.70	21.4%	$ 242.94	-2.7%
16322PA0040027	Silver	Individual PPO	UPMC Advantage Silver $3,500/$30 - Premium Network	Y	$ -	$ -	N/A	$ -	N/A	$ 226.19	N/A	$ 352.72	55.9%	$ -	N/A	$ -	N/A
16322PA0040028	Gold	Individual PPO	UPMC Advantage Gold $1,400/$20 - Premium Network	Y	$ -	$ -	N/A	$ -	N/A	$ -	N/A	$ 346.35	N/A	$ -	N/A	$ -	N/A
16322PA0040029	Bronze	Individual PPO	UPMC Advantage Inside Advantage for Individuals Bronze $6,950/$35 - Premium Network	Y	$ -	$ -	N/A	$ -	N/A	$ -	N/A	$ -	N/A	$ -	N/A	$ -	N/A
16322PA0040030	Silver	Individual PPO	UPMC Advantage Inside Advantage for Individuals Silver HSA $2,700/20% - Premium Network	Y	$ -	$ -	N/A	$ -	N/A	$ -	N/A	$ -	N/A	$ -	N/A	$ -	N/A
16322PA0040031	Silver	Individual PPO	UPMC Advantage Inside Advantage for Individuals Silver $1,750/$50 - Premium Network	Y	$ -	$ -	N/A	$ -	N/A	$ -	N/A	$ -	N/A	$ -	N/A	$ -	N/A
16322PA0040032	Silver	Individual PPO	UPMC Advantage Inside Advantage for Individuals Silver $3,500/$25 - Premium Network	Y	$ -	$ -	N/A	$ -	N/A	$ -	N/A	$ -	N/A	$ -	N/A	$ -	N/A
16322PA0040033	Silver	Individual PPO	UPMC Advantage Inside Advantage for Individuals Silver $0/$50 - Premium Network	Y	$ -	$ -	N/A	$ -	N/A	$ -	N/A	$ -	N/A	$ -	N/A	$ -	N/A
16322PA0040034	Gold	Individual PPO	UPMC Advantage Inside Advantage for Individuals Gold $800/$20 - Premium Network	Y	$ -	$ -	N/A	$ -	N/A	$ -	N/A	$ -	N/A	$ -	N/A	$ -	N/A
16322PA0040035	Platinum	Individual PPO	UPMC Advantage Inside Advantage for Individuals Platinum $250/$20 - Premium Network	Y	$ -	$ -	N/A	$ -	N/A	$ -	N/A	$ -	N/A	$ -	N/A	$ -	N/A
16322PA0040036	Catastrophic	Individual PPO	UPMC Advantage Catastrophic $7,350/$0 - Premium Network	Y	$ -	$ -	N/A	$ -	N/A	$ -	N/A	$ -	N/A	$ -	N/A	$ -	N/A
16322PA0040037	Silver	Individual PPO	UPMC Advantage Silver $1,800/$50 - Premium Network	N	$ -	$ -	N/A	$ -	N/A	$ -	N/A	$ 263.78	N/A	$ 282.17	7.0%	$ 295.04	4.6%
16322PA0040038	Silver	Individual PPO	UPMC Advantage Inside Advantage for Individuals Silver $1,800/$50 - Premium Network	N	$ -	$ -	N/A	$ -	N/A	$ -	N/A	$ -	N/A	$ -	N/A	$ -	N/A
16322PA0040039	Bronze	Individual PPO	UPMC Advantage Bronze $6,950/$35 - Premium Network	Y	$ -	$ -	N/A	$ -	N/A	$ -	N/A	$ -	N/A	$ -	N/A	$ -	N/A
16322PA0040040	Silver	Individual PPO	UPMC Advantage Silver $3,500/$25 - Premium Network	Y	$ -	$ -	N/A	$ -	N/A	$ -	N/A	$ -	N/A	$ -	N/A	$ -	N/A
16322PA0040041	Silver	Individual PPO	UPMC Advantage Silver $2,000/$60 - Premium Network	N	$ -	$ -	N/A	$ -	N/A	$ -	N/A	$ -	N/A	$ -	N/A	$ -	N/A
16322PA0040042	Gold	Individual PPO	UPMC Advantage Gold $800/$20 - Premium Network	Y	$ -	$ -	N/A	$ -	N/A	$ -	N/A	$ -	N/A	$ -	N/A	$ -	N/A
16322PA0040043	Bronze	Individual PPO	UPMC Advantage Bronze $6,950/$35 - Premium Network	Y	$ -	$ -	N/A	$ -	N/A	$ -	N/A	$ -	N/A	$ -	N/A	$ -	N/A
16322PA0040044	Silver	Individual PPO	UPMC Advantage Silver $3,500/$25 - Premium Network	Y	$ -	$ -	N/A	$ -	N/A	$ -	N/A	$ -	N/A	$ -	N/A	$ -	N/A
16322PA0040045	Silver	Individual PPO	UPMC Advantage Silver $2,000/$60 - Premium Network	N	$ -	$ -	N/A	$ -	N/A	$ -	N/A	$ -	N/A	$ -	N/A	$ -	N/A
16322PA0040046	Gold	Individual PPO	UPMC Advantage Gold $800/$20 - Premium Network	Y	$ -	$ -	N/A	$ -	N/A	$ -	N/A	$ -	N/A	$ -	N/A	$ -	N/A
16322PA0050029	Silver	Individual EPO	UPMC Advantage Silver $0/$50 - Select Network	Y	$ -	$ -	N/A	$ -	N/A	$ -	N/A	$ -	N/A	$ -	N/A	$ -	N/A
16322PA0050030	Silver	Individual EPO	UPMC Advantage Silver $1,750/$50 - Select Network	Y	$ -	$ -	N/A	$ -	N/A	$ -	N/A	$ -	N/A	$ -	N/A	$ -	N/A
16322PA0050031	Silver	Individual EPO	UPMC Advantage Silver $3,500/$25 - Select Network	Y	$ -	$ -	N/A	$ -	N/A	$ -	N/A	$ -	N/A	$ -	N/A	$ -	N/A
16322PA0050033	Gold	Individual EPO	UPMC Advantage Gold $800/$20 - Select Network	Y	$ -	$ -	N/A	$ -	N/A	$ -	N/A	$ -	N/A	$ -	N/A	$ -	N/A
16322PA0050035	Platinum	Individual EPO	UPMC Advantage Platinum $250/$20 - Select Network	Y	$ -	$ -	N/A	$ -	N/A	$ -	N/A	$ -	N/A	$ -	N/A	$ -	N/A
16322PA0050100	Bronze	Individual EPO	UPMC Advantage Bronze $6,950/$35 - Partner Network	Y	$ -	$ -	N/A	$ 130.55	N/A	$ 161.64	23.8%	$ 190.33	17.7%	$ 199.37	4.7%	$ 192.00	-3.7%
16322PA0050101	Bronze	Individual EPO	UPMC Advantage Bronze $6,950/$35 - Select Network	Y	$ -	$ -	N/A	$ -	N/A	$ -	N/A	$ -	N/A	$ -	N/A	$ -	N/A
16322PA0050102	Silver	Individual EPO	UPMC Advantage Silver $0/$50 - Partner Network	Y	$ -	$ -	N/A	$ 149.53	N/A	$ 185.14	23.8%	$ 279.71	51.1%	$ 260.77	-6.8%	$ 267.72	2.7%
16322PA0050103	Silver	Individual EPO	UPMC Advantage Silver $1,750/$50 - Partner Network	Y	$ -	$ -	N/A	$ 148.99	N/A	$ 184.48	23.8%	$ 281.03	52.3%	$ 260.92	-7.2%	$ 266.74	2.2%
16322PA0050104	Silver	Individual EPO	UPMC Advantage Silver $3,500/$25 - Partner Network	Y	$ -	$ -	N/A	$ 146.58	N/A	$ 181.49	23.8%	$ 273.67	50.8%	$ 256.63	-6.2%	$ 267.59	4.3%
16322PA0050105	Silver	Individual EPO	UPMC Advantage Silver HSA $2,800/20% - Partner Network	N	$ -	$ -	N/A	$ 149.26	N/A	$ 184.81	23.8%	$ 291.60	57.8%	$ 216.77	-25.7%	$ 215.80	-0.4%
16322PA0050106	Gold	Individual EPO	UPMC Advantage Gold $800/$20 - Partner Network	Y	$ -	$ -	N/A	$ 184.97	N/A	$ 229.02	23.8%	$ 263.53	15.1%	$ 276.71	5.0%	$ 279.43	1.0%
16322PA0050107	Platinum	Individual EPO	UPMC Advantage Platinum $250/$20 - Partner Network	Y	$ -	$ -	N/A	$ 313.92	N/A	$ 388.67	23.8%	$ 460.65	18.5%	$ 485.94	5.5%	$ -	N/A
16322PA0050108	Silver	Individual EPO	UPMC Advantage Silver HSA $2,800/20% - Select Network	N	$ -	$ -	N/A	$ -	N/A	$ -	N/A	$ -	N/A	$ -	N/A	$ -	N/A
16322PA0050111	Catastrophic	Individual EPO	UPMC Advantage Catastrophic $7,350/$0 - Partner Network	Y	$ -	$ -	N/A	$ 113.57	N/A	$ 140.62	23.8%	$ 162.98	15.9%	$ 189.10	16.0%	$ 183.61	-2.9%
16322PA0050112	Catastrophic	Individual EPO	UPMC Advantage Catastrophic $7,350/$0 – Select Network	Y	$ -	$ -	N/A	$ -	N/A	$ -	N/A	$ -	N/A	$ -	N/A	$ -	N/A
16322PA0050113	Silver	Individual EPO	UPMC Advantage Silver $3,500/$30 - Select Network	Y	$ -	$ -	N/A	$ -	N/A	$ -	N/A	$ -	N/A	$ -	N/A	$ -	N/A
16322PA0050114	Silver	Individual EPO	UPMC Advantage Silver $3,500/$30 - Partner Network	Y	$ -	$ -	N/A	$ -	N/A	$ 188.52	N/A	$ 293.98	55.9%	$ -	N/A	$ -	N/A
16322PA0050115	Gold	Individual EPO	UPMC Advantage Gold $1,400/$20 - Select Network	Y	$ -	$ -	N/A	$ -	N/A	$ -	N/A	$ -	N/A	$ -	N/A	$ -	N/A
16322PA0050116	Gold	Individual EPO	UPMC Advantage Gold $1,400$20 - Partner Network	Y	$ -	$ -	N/A	$ -	N/A	$ -	N/A	$ 274.41	N/A	$ -	N/A	$ -	N/A
16322PA0050117	Silver	Individual EPO	Tower UPMC Advantage Silver $3,500/$25 - Tower Network	Y	$ -	$ -	N/A	$ -	N/A	$ -	N/A	$ -	N/A	$ -	N/A	$ -	N/A
16322PA0050118	Gold	Individual EPO	Tower UPMC Advantage Gold $800/$20 - Tower Network	Y	$ -	$ -	N/A	$ -	N/A	$ -	N/A	$ -	N/A	$ -	N/A	$ -	N/A
16322PA0050119	Bronze	Individual EPO	Tower UPMC Advantage Bronze $6,950/$35 - Tower Network	Y	$ -	$ -	N/A	$ -	N/A	$ -	N/A	$ -	N/A	$ -	N/A	$ -	N/A
16322PA0050120	Silver	Individual EPO	UPMC Advantage Silver $1,800/$50 - Select Network	N	$ -	$ -	N/A	$ -	N/A	$ -	N/A	$ -	N/A	$ -	N/A	$ -	N/A
16322PA0050121	Silver	Individual EPO	UPMC Advantage Silver $1,800/$50 - Partner Network	N	$ -	$ -	N/A	$ -	N/A	$ -	N/A	$ 208.98	N/A	$ 212.24	1.6%	$ 221.88	4.5%
16322PA0050123	Silver	Individual EPO	UPMC Advantage Silver $2,000/$60 - Tower Network	N	$ -	$ -	N/A	$ -	N/A	$ -	N/A	$ -	N/A	$ -	N/A	$ -	N/A

Geographic Area 6					2014	2015	2015	2016	2016	2017	2017	2018	2018	2019	2019	2020	2020
Plan ID	Metal Level	Product Name	Plan Name	Exchange Plan (Y/N)	Age 21, NT Prem	Age 21, NT Prem	% Change	Age 21, NT Prem	% Change	Age 21, NT Prem	% Change	Age 21, NT Prem	% Change	Age 21, NT Prem	% Change	Age 21, NT Prem	% Change
16322PA0040006	Silver	Individual PPO	UPMC Advantage Silver $0/$50 - Premium Network	Y	$ -	$ 163.67	N/A	$ 181.02	10.6%	$ 233.68	29.1%	$ 353.04	51.1%	$ 465.67	31.9%	$ 476.08	2.2%
16322PA0040007	Silver	Individual PPO	UPMC Advantage Silver $1,750/$50 - Premium Network	Y	$ -	$ 161.39	N/A	$ 180.36	11.8%	$ 232.84	29.1%	$ 354.71	52.3%	$ 452.26	27.5%	$ 472.92	4.6%
16322PA0040008	Silver	Individual PPO	UPMC Advantage Silver $3,500/$25 - Premium Network	Y	$ -	$ 163.44	N/A	$ 177.44	8.6%	$ 229.07	29.1%	$ 345.42	50.8%	$ 461.28	33.5%	$ 473.72	2.7%
16322PA0040010	Gold	Individual PPO	UPMC Advantage Gold $800/$20 - Premium Network	Y	$ -	$ 207.42	N/A	$ 223.92	8.0%	$ 289.06	29.1%	$ 332.61	15.1%	$ 490.58	47.5%	$ 495.33	1.0%
16322PA0040012	Platinum	Individual PPO	UPMC Advantage Platinum $250/$20 - Premium Network	Y	$ -	$ 345.15	N/A	$ 380.01	10.1%	$ 490.56	29.1%	$ 581.41	18.5%	$ 859.78	47.9%	$ -	N/A
16322PA0040024	Bronze	Individual PPO	UPMC Advantage Bronze $6,950/$35 - Premium Network	Y	$ -	$ -	N/A	$ 158.03	N/A	$ 204.01	29.1%	$ 240.21	17.7%	$ 354.30	47.5%	$ 341.96	-3.5%
16322PA0040025	Silver	Individual PPO	UPMC Advantage Silver HSA $2,800/20% - Premium Network	N	$ -	$ -	N/A	$ 180.69	N/A	$ 233.26	29.1%	$ 368.05	57.8%	$ 384.23	4.4%	$ 382.87	-0.4%
16322PA0040026	Catastrophic	Individual PPO	UPMC Advantage Catastrophic $7,350/$0 - Premium Network	Y	$ -	$ -	N/A	$ 137.48	N/A	$ 177.48	29.1%	$ 205.70	15.9%	$ 336.30	63.5%	$ 327.21	-2.7%
16322PA0040027	Silver	Individual PPO	UPMC Advantage Silver $3,500/$30 - Premium Network	Y	$ -	$ -	N/A	$ -	N/A	$ 226.19	N/A	$ 352.72	55.9%	$ -	N/A	$ -	N/A
16322PA0040028	Gold	Individual PPO	UPMC Advantage Gold $1,400/$20 - Premium Network	Y	$ -	$ -	N/A	$ -	N/A	$ -	N/A	$ 346.35	N/A	$ -	N/A	$ -	N/A
16322PA0040029	Bronze	Individual PPO	UPMC Advantage Inside Advantage for Individuals Bronze $6,950/$35 - Premium Network	Y	$ -	$ -	N/A	$ -	N/A	$ -	N/A	$ -	N/A	$ -	N/A	$ -	N/A
16322PA0040030	Silver	Individual PPO	UPMC Advantage Inside Advantage for Individuals Silver HSA $2,700/20% - Premium Network	Y	$ -	$ -	N/A	$ -	N/A	$ -	N/A	$ -	N/A	$ -	N/A	$ -	N/A
16322PA0040031	Silver	Individual PPO	UPMC Advantage Inside Advantage for Individuals Silver $1,750/$50 - Premium Network	Y	$ -	$ -	N/A	$ -	N/A	$ -	N/A	$ -	N/A	$ -	N/A	$ -	N/A
16322PA0040032	Silver	Individual PPO	UPMC Advantage Inside Advantage for Individuals Silver $3,500/$25 - Premium Network	Y	$ -	$ -	N/A	$ -	N/A	$ -	N/A	$ -	N/A	$ -	N/A	$ -	N/A
16322PA0040033	Silver	Individual PPO	UPMC Advantage Inside Advantage for Individuals Silver $0/$50 - Premium Network	Y	$ -	$ -	N/A	$ -	N/A	$ -	N/A	$ -	N/A	$ -	N/A	$ -	N/A
16322PA0040034	Gold	Individual PPO	UPMC Advantage Inside Advantage for Individuals Gold $800/$20 - Premium Network	Y	$ -	$ -	N/A	$ -	N/A	$ -	N/A	$ -	N/A	$ -	N/A	$ -	N/A
16322PA0040035	Platinum	Individual PPO	UPMC Advantage Inside Advantage for Individuals Platinum $250/$20 - Premium Network	Y	$ -	$ -	N/A	$ -	N/A	$ -	N/A	$ -	N/A	$ -	N/A	$ -	N/A
16322PA0040036	Catastrophic	Individual PPO	UPMC Advantage Catastrophic $7,350/$0 - Premium Network	Y	$ -	$ -	N/A	$ -	N/A	$ -	N/A	$ -	N/A	$ -	N/A	$ -	N/A
16322PA0040037	Silver	Individual PPO	UPMC Advantage Silver $1,800/$50 - Premium Network	N	$ -	$ -	N/A	$ -	N/A	$ -	N/A	$ 263.78	N/A	$ 380.04	44.1%	$ 397.37	4.6%
16322PA0040038	Silver	Individual PPO	UPMC Advantage Inside Advantage for Individuals Silver $1,800/$50 - Premium Network	N	$ -	$ -	N/A	$ -	N/A	$ -	N/A	$ -	N/A	$ -	N/A	$ -	N/A
16322PA0040039	Bronze	Individual PPO	UPMC Advantage Bronze $6,950/$35 - Premium Network	Y	$ -	$ -	N/A	$ -	N/A	$ -	N/A	$ -	N/A	$ 354.30	N/A	$ 341.96	-3.5%
16322PA0040040	Silver	Individual PPO	UPMC Advantage Silver $3,500/$25 - Premium Network	Y	$ -	$ -	N/A	$ -	N/A	$ -	N/A	$ -	N/A	$ 461.28	N/A	$ 473.72	2.7%
16322PA0040041	Silver	Individual PPO	UPMC Advantage Silver $2,000/$60 - Premium Network	N	$ -	$ -	N/A	$ -	N/A	$ -	N/A	$ -	N/A	$ 380.04	N/A	$ 397.37	4.6%
16322PA0040042	Gold	Individual PPO	UPMC Advantage Gold $800/$20 - Premium Network	Y	$ -	$ -	N/A	$ -	N/A	$ -	N/A	$ -	N/A	$ 496.10	N/A	$ 495.33	-0.2%
16322PA0040043	Bronze	Individual PPO	UPMC Advantage Bronze $6,950/$35 - Premium Network	Y	$ -	$ -	N/A	$ -	N/A	$ -	N/A	$ -	N/A	$ 354.30	N/A	$ 329.92	-6.9%
16322PA0040044	Silver	Individual PPO	UPMC Advantage Silver $3,500/$25 - Premium Network	Y	$ -	$ -	N/A	$ -	N/A	$ -	N/A	$ -	N/A	$ 461.28	N/A	$ 457.05	-0.9%
16322PA0040045	Silver	Individual PPO	UPMC Advantage Silver $2,000/$60 - Premium Network	N	$ -	$ -	N/A	$ -	N/A	$ -	N/A	$ -	N/A	$ 380.04	N/A	$ 383.39	0.9%
16322PA0040046	Gold	Individual PPO	UPMC Advantage Gold $800/$20 - Premium Network	Y	$ -	$ -	N/A	$ -	N/A	$ -	N/A	$ -	N/A	$ 496.10	N/A	$ 477.89	-3.7%
16322PA0050029	Silver	Individual EPO	UPMC Advantage Silver $0/$50 - Select Network	Y	$ -	$ -	N/A	$ -	N/A	$ -	N/A	$ -	N/A	$ -	N/A	$ -	N/A
16322PA0050030	Silver	Individual EPO	UPMC Advantage Silver $1,750/$50 - Select Network	Y	$ -	$ -	N/A	$ -	N/A	$ -	N/A	$ -	N/A	$ -	N/A	$ -	N/A
16322PA0050031	Silver	Individual EPO	UPMC Advantage Silver $3,500/$25 - Select Network	Y	$ -	$ -	N/A	$ -	N/A	$ -	N/A	$ -	N/A	$ -	N/A	$ -	N/A
16322PA0050033	Gold	Individual EPO	UPMC Advantage Gold $800/$20 - Select Network	Y	$ -	$ -	N/A	$ -	N/A	$ -	N/A	$ -	N/A	$ -	N/A	$ -	N/A
16322PA0050035	Platinum	Individual EPO	UPMC Advantage Platinum $250/$20 - Select Network	Y	$ -	$ -	N/A	$ -	N/A	$ -	N/A	$ -	N/A	$ -	N/A	$ -	N/A
16322PA0050100	Bronze	Individual EPO	UPMC Advantage Bronze $6,950/$35 - Partner Network	Y	$ -	$ -	N/A	$ 130.55	N/A	$ 161.64	23.8%	$ -	-100.0%	$ -	N/A	$ -	N/A
16322PA0050101	Bronze	Individual EPO	UPMC Advantage Bronze $6,950/$35 - Select Network	Y	$ -	$ -	N/A	$ -	N/A	$ -	N/A	$ -	N/A	$ -	N/A	$ -	N/A
16322PA0050102	Silver	Individual EPO	UPMC Advantage Silver $0/$50 - Partner Network	Y	$ -	$ -	N/A	$ 149.53	N/A	$ 185.14	23.8%	$ -	-100.0%	$ -	N/A	$ -	N/A
16322PA0050103	Silver	Individual EPO	UPMC Advantage Silver $1,750/$50 - Partner Network	Y	$ -	$ -	N/A	$ 148.99	N/A	$ 184.48	23.8%	$ -	-100.0%	$ -	N/A	$ -	N/A
16322PA0050104	Silver	Individual EPO	UPMC Advantage Silver $3,500/$25 - Partner Network	Y	$ -	$ -	N/A	$ 146.58	N/A	$ 181.49	23.8%	$ -	-100.0%	$ -	N/A	$ -	N/A
16322PA0050105	Silver	Individual EPO	UPMC Advantage Silver HSA $2,800/20% - Partner Network	N	$ -	$ -	N/A	$ 149.26	N/A	$ 184.81	23.8%	$ -	-100.0%	$ -	N/A	$ -	N/A
16322PA0050106	Gold	Individual EPO	UPMC Advantage Gold $800/$20 - Partner Network	Y	$ -	$ -	N/A	$ 184.97	N/A	$ 229.02	23.8%	$ -	-100.0%	$ -	N/A	$ -	N/A
16322PA0050107	Platinum	Individual EPO	UPMC Advantage Platinum $250/$20 - Partner Network	Y	$ -	$ -	N/A	$ 313.92	N/A	$ 388.67	23.8%	$ -	-100.0%	$ -	N/A	$ -	N/A
16322PA0050108	Silver	Individual EPO	UPMC Advantage Silver HSA $2,800/20% - Select Network	N	$ -	$ -	N/A	$ -	N/A	$ -	N/A	$ -	N/A	$ -	N/A	$ -	N/A
16322PA0050111	Catastrophic	Individual EPO	UPMC Advantage Catastrophic $7,350/$0 - Partner Network	Y	$ -	$ -	N/A	$ 113.57	N/A	$ 140.62	23.8%	$ -	-100.0%	$ -	N/A	$ -	N/A
16322PA0050112	Catastrophic	Individual EPO	UPMC Advantage Catastrophic $7,350/$0 – Select Network	Y	$ -	$ -	N/A	$ -	N/A	$ -	N/A	$ -	N/A	$ -	N/A	$ -	N/A
16322PA0050113	Silver	Individual EPO	UPMC Advantage Silver $3,500/$30 - Select Network	Y	$ -	$ -	N/A	$ -	N/A	$ -	N/A	$ -	N/A	$ -	N/A	$ -	N/A
16322PA0050114	Silver	Individual EPO	UPMC Advantage Silver $3,500/$30 - Partner Network	Y	$ -	$ -	N/A	$ -	N/A	$ 188.52	N/A	$ -	-100.0%	$ -	N/A	$ -	N/A
16322PA0050115	Gold	Individual EPO	UPMC Advantage Gold $1,400/$20 - Select Network	Y	$ -	$ -	N/A	$ -	N/A	$ -	N/A	$ -	N/A	$ -	N/A	$ -	N/A
16322PA0050116	Gold	Individual EPO	UPMC Advantage Gold $1,400$20 - Partner Network	Y	$ -	$ -	N/A	$ -	N/A	$ -	N/A	$ -	N/A	$ -	N/A	$ -	N/A
16322PA0050117	Silver	Individual EPO	Tower UPMC Advantage Silver $3,500/$25 - Tower Network	Y	$ -	$ -	N/A	$ -	N/A	$ -	N/A	$ -	N/A	$ -	N/A	$ -	N/A
16322PA0050118	Gold	Individual EPO	Tower UPMC Advantage Gold $800/$20 - Tower Network	Y	$ -	$ -	N/A	$ -	N/A	$ -	N/A	$ -	N/A	$ -	N/A	$ -	N/A
16322PA0050119	Bronze	Individual EPO	Tower UPMC Advantage Bronze $6,950/$35 - Tower Network	Y	$ -	$ -	N/A	$ -	N/A	$ -	N/A	$ -	N/A	$ -	N/A	$ -	N/A
16322PA0050120	Silver	Individual EPO	UPMC Advantage Silver $1,800/$50 - Select Network	N	$ -	$ -	N/A	$ -	N/A	$ -	N/A	$ -	N/A	$ -	N/A	$ -	N/A
16322PA0050121	Silver	Individual EPO	UPMC Advantage Silver $1,800/$50 - Partner Network	N	$ -	$ -	N/A	$ -	N/A	$ -	N/A	$ -	N/A	$ -	N/A	$ -	N/A
16322PA0050123	Silver	Individual EPO	UPMC Advantage Silver $2,000/$60 - Tower Network	N	$ -	$ -	N/A	$ -	N/A	$ -	N/A	$ -	N/A	$ -	N/A	$ -	N/A

Geographic Area 7					2018	2019	2019	2020	2020
Plan ID	Metal Level	Product Name	Plan Name	Exchange Plan (Y/N)	Age 21, NT Prem	Age 21, NT Prem	% Change	Age 21, NT Prem	% Change
16322PA0040006	Silver	Individual PPO	UPMC Advantage Silver $0/$50 - Premium Network	Y	$ -	$ -	N/A	$ -	N/A
16322PA0040007	Silver	Individual PPO	UPMC Advantage Silver $1,750/$50 - Premium Network	Y	$ -	$ -	N/A	$ -	N/A
16322PA0040008	Silver	Individual PPO	UPMC Advantage Silver $3,500/$25 - Premium Network	Y	$ -	$ -	N/A	$ -	N/A
16322PA0040010	Gold	Individual PPO	UPMC Advantage Gold $800/$20 - Premium Network	Y	$ -	$ -	N/A	$ -	N/A
16322PA0040012	Platinum	Individual PPO	UPMC Advantage Platinum $250/$20 - Premium Network	Y	$ -	$ -	N/A	$ -	N/A
16322PA0040024	Bronze	Individual PPO	UPMC Advantage Bronze $6,950/$35 - Premium Network	Y	$ -	$ -	N/A	$ -	N/A
16322PA0040025	Silver	Individual PPO	UPMC Advantage Silver HSA $2,800/20% - Premium Network	N	$ -	$ -	N/A	$ -	N/A
16322PA0040026	Catastrophic	Individual PPO	UPMC Advantage Catastrophic $7,350/$0 - Premium Network	Y	$ -	$ -	N/A	$ -	N/A
16322PA0040027	Silver	Individual PPO	UPMC Advantage Silver $3,500/$30 - Premium Network	Y	$ -	$ -	N/A	$ -	N/A
16322PA0040028	Gold	Individual PPO	UPMC Advantage Gold $1,400/$20 - Premium Network	Y	$ -	$ -	N/A	$ -	N/A
16322PA0040029	Bronze	Individual PPO	UPMC Advantage Inside Advantage for Individuals Bronze $6,950/$35 - Premium Network	Y	$ -	$ -	N/A	$ -	N/A
16322PA0040030	Silver	Individual PPO	UPMC Advantage Inside Advantage for Individuals Silver HSA $2,700/20% - Premium Network	Y	$ -	$ -	N/A	$ -	N/A
16322PA0040031	Silver	Individual PPO	UPMC Advantage Inside Advantage for Individuals Silver $1,750/$50 - Premium Network	Y	$ -	$ -	N/A	$ -	N/A
16322PA0040032	Silver	Individual PPO	UPMC Advantage Inside Advantage for Individuals Silver $3,500/$25 - Premium Network	Y	$ -	$ -	N/A	$ -	N/A
16322PA0040033	Silver	Individual PPO	UPMC Advantage Inside Advantage for Individuals Silver $0/$50 - Premium Network	Y	$ -	$ -	N/A	$ -	N/A
16322PA0040034	Gold	Individual PPO	UPMC Advantage Inside Advantage for Individuals Gold $800/$20 - Premium Network	Y	$ -	$ -	N/A	$ -	N/A
16322PA0040035	Platinum	Individual PPO	UPMC Advantage Inside Advantage for Individuals Platinum $250/$20 - Premium Network	Y	$ -	$ -	N/A	$ -	N/A
16322PA0040036	Catastrophic	Individual PPO	UPMC Advantage Catastrophic $7,350/$0 - Premium Network	Y	$ -	$ -	N/A	$ -	N/A
16322PA0040037	Silver	Individual PPO	UPMC Advantage Silver $1,800/$50 - Premium Network	N	$ -	$ -	N/A	$ -	N/A
16322PA0040038	Silver	Individual PPO	UPMC Advantage Inside Advantage for Individuals Silver $1,800/$50 - Premium Network	N	$ -	$ -	N/A	$ -	N/A
16322PA0040039	Bronze	Individual PPO	UPMC Advantage Bronze $6,950/$35 - Premium Network	Y	$ -	$ 359.31	N/A	$ 346.80	-3.5%
16322PA0040040	Silver	Individual PPO	UPMC Advantage Silver $3,500/$25 - Premium Network	Y	$ -	$ 467.80	N/A	$ 480.42	2.7%
16322PA0040041	Silver	Individual PPO	UPMC Advantage Silver $2,000/$60 - Premium Network	N	$ -	$ 385.41	N/A	$ 402.99	4.6%
16322PA0040042	Gold	Individual PPO	UPMC Advantage Gold $800/$20 - Premium Network	Y	$ -	$ 503.11	N/A	$ 502.33	-0.2%
16322PA0040043	Bronze	Individual PPO	UPMC Advantage Bronze $6,950/$35 - Premium Network	Y	$ -	$ 359.31	N/A	$ 334.59	-6.9%
16322PA0040044	Silver	Individual PPO	UPMC Advantage Silver $3,500/$25 - Premium Network	Y	$ -	$ 467.80	N/A	$ 463.51	-0.9%
16322PA0040045	Silver	Individual PPO	UPMC Advantage Silver $2,000/$60 - Premium Network	N	$ -	$ 385.41	N/A	$ 388.81	0.9%
16322PA0040046	Gold	Individual PPO	UPMC Advantage Gold $800/$20 - Premium Network	Y	$ -	$ 503.11	N/A	$ 484.65	-3.7%
16322PA0050029	Silver	Individual EPO	UPMC Advantage Silver $0/$50 - Select Network	Y	$ -	$ -	N/A	$ -	N/A
16322PA0050030	Silver	Individual EPO	UPMC Advantage Silver $1,750/$50 - Select Network	Y	$ -	$ -	N/A	$ -	N/A
16322PA0050031	Silver	Individual EPO	UPMC Advantage Silver $3,500/$25 - Select Network	Y	$ -	$ -	N/A	$ -	N/A
16322PA0050033	Gold	Individual EPO	UPMC Advantage Gold $800/$20 - Select Network	Y	$ -	$ -	N/A	$ -	N/A
16322PA0050035	Platinum	Individual EPO	UPMC Advantage Platinum $250/$20 - Select Network	Y	$ -	$ -	N/A	$ -	N/A
16322PA0050100	Bronze	Individual EPO	UPMC Advantage Bronze $6,950/$35 - Partner Network	Y	$ -	$ -	N/A	$ -	N/A
16322PA0050101	Bronze	Individual EPO	UPMC Advantage Bronze $6,950/$35 - Select Network	Y	$ -	$ -	N/A	$ -	N/A
16322PA0050102	Silver	Individual EPO	UPMC Advantage Silver $0/$50 - Partner Network	Y	$ -	$ -	N/A	$ -	N/A
16322PA0050103	Silver	Individual EPO	UPMC Advantage Silver $1,750/$50 - Partner Network	Y	$ -	$ -	N/A	$ -	N/A
16322PA0050104	Silver	Individual EPO	UPMC Advantage Silver $3,500/$25 - Partner Network	Y	$ -	$ -	N/A	$ -	N/A
16322PA0050105	Silver	Individual EPO	UPMC Advantage Silver HSA $2,800/20% - Partner Network	N	$ -	$ -	N/A	$ -	N/A
16322PA0050106	Gold	Individual EPO	UPMC Advantage Gold $800/$20 - Partner Network	Y	$ -	$ -	N/A	$ -	N/A
16322PA0050107	Platinum	Individual EPO	UPMC Advantage Platinum $250/$20 - Partner Network	Y	$ -	$ -	N/A	$ -	N/A
16322PA0050108	Silver	Individual EPO	UPMC Advantage Silver HSA $2,800/20% - Select Network	N	$ -	$ -	N/A	$ -	N/A
16322PA0050111	Catastrophic	Individual EPO	UPMC Advantage Catastrophic $7,350/$0 - Partner Network	Y	$ -	$ -	N/A	$ -	N/A
16322PA0050112	Catastrophic	Individual EPO	UPMC Advantage Catastrophic $7,350/$0 – Select Network	Y	$ -	$ -	N/A	$ -	N/A
16322PA0050113	Silver	Individual EPO	UPMC Advantage Silver $3,500/$30 - Select Network	Y	$ -	$ -	N/A	$ -	N/A
16322PA0050114	Silver	Individual EPO	UPMC Advantage Silver $3,500/$30 - Partner Network	Y	$ -	$ -	N/A	$ -	N/A
16322PA0050115	Gold	Individual EPO	UPMC Advantage Gold $1,400/$20 - Select Network	Y	$ -	$ -	N/A	$ -	N/A
16322PA0050116	Gold	Individual EPO	UPMC Advantage Gold $1,400$20 - Partner Network	Y	$ -	$ -	N/A	$ -	N/A
16322PA0050117	Silver	Individual EPO	Tower UPMC Advantage Silver $3,500/$25 - Tower Network	Y	$ 471.80	$ 433.58	-8.1%	$ 452.09	4.3%
16322PA0050118	Gold	Individual EPO	Tower UPMC Advantage Gold $800/$20 - Tower Network	Y	$ 454.31	$ 467.50	2.9%	$ 472.10	1.0%
16322PA0050119	Bronze	Individual EPO	Tower UPMC Advantage Bronze $6,950/$35 - Tower Network	Y	$ 328.10	$ 336.83	2.7%	$ 324.39	-3.7%
16322PA0050120	Silver	Individual EPO	UPMC Advantage Silver $1,800/$50 - Select Network	N	$ -	$ -	N/A	$ -	N/A
16322PA0050121	Silver	Individual EPO	UPMC Advantage Silver $1,800/$50 - Partner Network	N	$ -	$ -	N/A	$ -	N/A
16322PA0050123	Silver	Individual EPO	UPMC Advantage Silver $2,000/$60 - Tower Network	N	$ -	$ 358.58	N/A	$ 374.86	4.5%

Geographic Area 9					2019	2020	2020
Plan ID	Metal Level	Product Name	Plan Name	Exchange Plan (Y/N)	Age 21, NT Prem	Age 21, NT Prem	% Change
16322PA0040006	Silver	Individual PPO	UPMC Advantage Silver $0/$50 - Premium Network	Y	$ -	$ -	N/A
16322PA0040007	Silver	Individual PPO	UPMC Advantage Silver $1,750/$50 - Premium Network	Y	$ -	$ -	N/A
16322PA0040008	Silver	Individual PPO	UPMC Advantage Silver $3,500/$25 - Premium Network	Y	$ -	$ -	N/A
16322PA0040010	Gold	Individual PPO	UPMC Advantage Gold $800/$20 - Premium Network	Y	$ -	$ -	N/A
16322PA0040012	Platinum	Individual PPO	UPMC Advantage Platinum $250/$20 - Premium Network	Y	$ -	$ -	N/A
16322PA0040024	Bronze	Individual PPO	UPMC Advantage Bronze $6,950/$35 - Premium Network	Y	$ -	$ -	N/A
16322PA0040025	Silver	Individual PPO	UPMC Advantage Silver HSA $2,800/20% - Premium Network	N	$ -	$ -	N/A
16322PA0040026	Catastrophic	Individual PPO	UPMC Advantage Catastrophic $7,350/$0 - Premium Network	Y	$ -	$ -	N/A
16322PA0040027	Silver	Individual PPO	UPMC Advantage Silver $3,500/$30 - Premium Network	Y	$ -	$ -	N/A
16322PA0040028	Gold	Individual PPO	UPMC Advantage Gold $1,400/$20 - Premium Network	Y	$ -	$ -	N/A
16322PA0040029	Bronze	Individual PPO	UPMC Advantage Inside Advantage for Individuals Bronze $6,950/$35 - Premium Network	Y	$ -	$ -	N/A
16322PA0040030	Silver	Individual PPO	UPMC Advantage Inside Advantage for Individuals Silver HSA $2,700/20% - Premium Network	Y	$ -	$ -	N/A
16322PA0040031	Silver	Individual PPO	UPMC Advantage Inside Advantage for Individuals Silver $1,750/$50 - Premium Network	Y	$ -	$ -	N/A
16322PA0040032	Silver	Individual PPO	UPMC Advantage Inside Advantage for Individuals Silver $3,500/$25 - Premium Network	Y	$ -	$ -	N/A
16322PA0040033	Silver	Individual PPO	UPMC Advantage Inside Advantage for Individuals Silver $0/$50 - Premium Network	Y	$ -	$ -	N/A
16322PA0040034	Gold	Individual PPO	UPMC Advantage Inside Advantage for Individuals Gold $800/$20 - Premium Network	Y	$ -	$ -	N/A
16322PA0040035	Platinum	Individual PPO	UPMC Advantage Inside Advantage for Individuals Platinum $250/$20 - Premium Network	Y	$ -	$ -	N/A
16322PA0040036	Catastrophic	Individual PPO	UPMC Advantage Catastrophic $7,350/$0 - Premium Network	Y	$ -	$ -	N/A
16322PA0040037	Silver	Individual PPO	UPMC Advantage Silver $1,800/$50 - Premium Network	N	$ -	$ -	N/A
16322PA0040038	Silver	Individual PPO	UPMC Advantage Inside Advantage for Individuals Silver $1,800/$50 - Premium Network	N	$ -	$ -	N/A
16322PA0040039	Bronze	Individual PPO	UPMC Advantage Bronze $6,950/$35 - Premium Network	Y	$ 314.62	$ 303.66	-3.5%
16322PA0040040	Silver	Individual PPO	UPMC Advantage Silver $3,500/$25 - Premium Network	Y	$ 409.62	$ 420.67	2.7%
16322PA0040041	Silver	Individual PPO	UPMC Advantage Silver $2,000/$60 - Premium Network	N	$ 337.48	$ 352.87	4.6%
16322PA0040042	Gold	Individual PPO	UPMC Advantage Gold $800/$20 - Premium Network	Y	$ 440.54	$ 439.86	-0.2%
16322PA0040043	Bronze	Individual PPO	UPMC Advantage Bronze $6,950/$35 - Premium Network	Y	$ -	$ -	N/A
16322PA0040044	Silver	Individual PPO	UPMC Advantage Silver $3,500/$25 - Premium Network	Y	$ -	$ -	N/A
16322PA0040045	Silver	Individual PPO	UPMC Advantage Silver $2,000/$60 - Premium Network	N	$ -	$ -	N/A
16322PA0040046	Gold	Individual PPO	UPMC Advantage Gold $800/$20 - Premium Network	Y	$ -	$ -	N/A
16322PA0050029	Silver	Individual EPO	UPMC Advantage Silver $0/$50 - Select Network	Y	$ -	$ -	N/A
16322PA0050030	Silver	Individual EPO	UPMC Advantage Silver $1,750/$50 - Select Network	Y	$ -	$ -	N/A
16322PA0050031	Silver	Individual EPO	UPMC Advantage Silver $3,500/$25 - Select Network	Y	$ -	$ -	N/A
16322PA0050033	Gold	Individual EPO	UPMC Advantage Gold $800/$20 - Select Network	Y	$ -	$ -	N/A
16322PA0050035	Platinum	Individual EPO	UPMC Advantage Platinum $250/$20 - Select Network	Y	$ -	$ -	N/A
16322PA0050100	Bronze	Individual EPO	UPMC Advantage Bronze $6,950/$35 - Partner Network	Y	$ -	$ -	N/A
16322PA0050101	Bronze	Individual EPO	UPMC Advantage Bronze $6,950/$35 - Select Network	Y	$ -	$ -	N/A
16322PA0050102	Silver	Individual EPO	UPMC Advantage Silver $0/$50 - Partner Network	Y	$ -	$ -	N/A
16322PA0050103	Silver	Individual EPO	UPMC Advantage Silver $1,750/$50 - Partner Network	Y	$ -	$ -	N/A
16322PA0050104	Silver	Individual EPO	UPMC Advantage Silver $3,500/$25 - Partner Network	Y	$ -	$ -	N/A
16322PA0050105	Silver	Individual EPO	UPMC Advantage Silver HSA $2,800/20% - Partner Network	N	$ -	$ -	N/A
16322PA0050106	Gold	Individual EPO	UPMC Advantage Gold $800/$20 - Partner Network	Y	$ -	$ -	N/A
16322PA0050107	Platinum	Individual EPO	UPMC Advantage Platinum $250/$20 - Partner Network	Y	$ -	$ -	N/A
16322PA0050108	Silver	Individual EPO	UPMC Advantage Silver HSA $2,800/20% - Select Network	N	$ -	$ -	N/A
16322PA0050111	Catastrophic	Individual EPO	UPMC Advantage Catastrophic $7,350/$0 - Partner Network	Y	$ -	$ -	N/A
16322PA0050112	Catastrophic	Individual EPO	UPMC Advantage Catastrophic $7,350/$0 – Select Network	Y	$ -	$ -	N/A
16322PA0050113	Silver	Individual EPO	UPMC Advantage Silver $3,500/$30 - Select Network	Y	$ -	$ -	N/A
16322PA0050114	Silver	Individual EPO	UPMC Advantage Silver $3,500/$30 - Partner Network	Y	$ -	$ -	N/A
16322PA0050115	Gold	Individual EPO	UPMC Advantage Gold $1,400/$20 - Select Network	Y	$ -	$ -	N/A
16322PA0050116	Gold	Individual EPO	UPMC Advantage Gold $1,400$20 - Partner Network	Y	$ -	$ -	N/A
16322PA0050117	Silver	Individual EPO	Tower UPMC Advantage Silver $3,500/$25 - Tower Network	Y	$ -	$ -	N/A
16322PA0050118	Gold	Individual EPO	Tower UPMC Advantage Gold $800/$20 - Tower Network	Y	$ -	$ -	N/A
16322PA0050119	Bronze	Individual EPO	Tower UPMC Advantage Bronze $6,950/$35 - Tower Network	Y	$ -	$ -	N/A
16322PA0050120	Silver	Individual EPO	UPMC Advantage Silver $1,800/$50 - Select Network	N	$ -	$ -	N/A
16322PA0050121	Silver	Individual EPO	UPMC Advantage Silver $1,800/$50 - Partner Network	N	$ -	$ -	N/A
16322PA0050123	Silver	Individual EPO	UPMC Advantage Silver $2,000/$60 - Tower Network	N	$ -	$ -	N/A

2020 Business Rules Template v9.0

All fields with an asterisk (*) are required. To validate the template, press Validate button or Ctrl + Shift + I. To finalize the template, press Finalize button or Ctrl + Shift + F.

Enter the Issuer Rule on the first row (no Product ID or Plan ID).

For each Product rule, enter only the Product ID and the business rules that differ from the Issuer Rule.

For each Plan rule, enter only the Plan ID and the business rules that differ from the Product or Issuer Rule

HIOS Issuer ID*	16322
TIN*	46-2824626

Product ID	Plan ID (Standard Component)	How are rates for contracts covering two or more enrollees calculated?	What are the maximum number of under age (under 21) dependents used to quote a two parent family?	What are the maximum number of under age (under 21) dependents used to quote a single parent family?	Is there a maximum age for a dependent?	What are the maximum number of children used to quote a children-only contract?	Are domestic partners treated the same as secondary subscribers?	Are same-sex partners treated the same as secondary subscribers?	How is age determined for rating and eligibility purposes?	How is tobacco status determined for subscribers and dependents?	What relationships between primary and dependent are allowed, and is the dependent required to live in the same household as the primary subscriber?
		A different rate (specifically for parties of two or more)for each enrollee is added together	3 or more	3 or more	25	1	Yes	Yes	Age on effective date	6	Spouse, No; Adopted Child, No; Foster Child, No; Ward, No; Stepson or Stepdaughter, No; Self, Yes; Child, No; Life Partner, No

Dear Mr. Lovely:

The Pennsylvania Insurance Department has received and conducted a review of the above captioned filing. In order to complete the review, we are requesting the following information. To facilitate a timely review, we request this information be provided within 7 days of the date of this letter. If you have any questions or difficulties in providing the information within this time frame, please call me.

Please note, each response to a Department data call must contain a cover letter that details the changes made to the Actuarial Memorandums and PA Actuarial Memorandum Exhibits and the reasons why the changes were made, e.g., in response to Department question number 5.

1. The updated URR instructions require the quantitative impacts of the rate increase drivers. Please provide an estimate of the amount of the average rate increase contributed by the rate increase factors, considering the rate increase drivers included in the Part III memo do not match Table 8.

The quantitative impacts of the rate increase drivers listed in the Part III memo are:

● Increase in anticipated Risk Adjustment payment relative to prior year: -0.9% (average across products)

● Return of the Health Insurer Provider's Fee in 2020: 2.2% (average across products)

These aren't the only factors that exist, which is why they don't exactly line up with the total.

2. Please explain how morbidity was removed from impacting rate increases per the URR instructions.

All pricing AVs were determined using the same pricing tool, which uses claims data and a base population from UPMC's fully insured commercial block of business. Since the same tool was used for all plans, this eliminates any impact from morbidity at the plan level, and differing rate increases by product type are purely based on differences in benefit design for all plans within a given product.

3. Table 1 and Table 2 of the PAAM indicate 1,627,833 member months in the experience, but the URRT WS1 indicates 1,627,678. Additionally, the projected member months are also slightly different. Please explain these discrepancies.

These exhibits require different levels of data detail. Not all of this detail is available within our underlying data. We deemed this discrepancy immaterial.

4. What are the measurement units used for the "Other Medical" category?

Services are the measurement unit for the Other Medical category.

5. Since the trends were not developed from Exhibit 2, please provide support for the trends used in the PA Exhibits and the URRT. We also note that the URRT trends do not match exactly the ones in the PA Exhibits please explain.

a. Please explain why the trends provided in Exhibit 2 of the Supporting Exhibits file do not match the PAAM.

b. Please explain why a trend of 6% was chosen.

c. Please explain the high cost trends for the inpatient hospital and other medical benefit categories.

d. Please explain the low trends for prescription drug.

The slight difference in trends shown in the PA Exhibits relative to those in the URRT stems from rounding error that arises from the requirements of the re-formatted URRT.

a. There was an error with the calculations in exhibit 2, which has been corrected as part of this correspondence. Please note that the trends displayed in exhibit 2 now match those shown in the PA Exhibits and the URRT. Also, this correction has not affected the magnitude of the applied annual trend.

b. The raw historical data implies an annual trend of 12.3% as shown in exhibit 2. We do not believe that this value accurately represents future trends that will be observed in this market, leading to the decision to lower the trend applied in rate development. This was done by introducing an adjustment factor that uniformly decreases the historical trends for each benefit category so that an overall annual trend of 6.0% is applied in rate development.

c. The raw data used in trend calculations suggest very large increases in unit cost for the inpatient hospital and other medical benefit categories as indicated in column L of exhibit 2 of the Supporting Exhibits. We believe actual trends for these categories will be lower than what is implied by the historical data, which is why an adjustment factor was introduced to lower the trend as shown in exhibit 2.

d. The low trend observed for prescription drug can be attributed to utilization of brand drugs shifting over to generic drugs, leading to lower unit costs for pharmacy and ultimately a lower than expected unit cost trend. It can also be attributed to an increase in pharmacy rebates in recent years.

6. Please explain why the adjustment method for trend was changed from Plan Year 2019 to Plan Year 2020. Please recalculate and provide the adjustment factors needed to produce the original requested trends using a consistent method for both Plan Years so that a comparison may be made.

We feel that the adjustment method used in the current filing makes more sense than the approach used in the prior filing. The old approach adjusts the trends for each benefit category by applying a scalar multiplier. The new approach adjusts the trends in a more additive manner. Despite the fact that this change in adjustment methods results in different annual trends for each benefit category and noticeably different adjustment factors, the overall annual trend factor applied in rate development remains the same. The goal of this adjustment process is bring the trend implied by historical data to a level more reflective of anticipated future trends in the market, regardless of the adjustment method implemented. Please see exhibit 6 of the response exhibits Excel file for the derivation of the prior filing's applied trend using the approach employed in the current filing.

7. Did trend assumptions consider changes in provider contracting? If not, why? If so, what impact did they have on trend assumptions?

Observed rate increases in experience data are higher than those observed in the projected data. This is a contributing factor to our decision to decrease the annual trend from 12.3% as implied by the raw data to the applied annual trend of 6.0% as discussed in the responses to questions 5 and 34.

8. Were trends adjustment for unexpected large claims? If so, what was the impact?

No unexpectedly large claims were observed in terms of frequency and severity. Therefore, no adjustment was made.

9. If adjustments are made for large claim pooling, was the federal risk adjustment program considered?

We considered the impact of UPMC's expected large claims versus the nation's large claims and assumed a neutral impact.

10. Regarding Risk Adjustment Data Validation process (RADV):
a. Please describe any adjustments or considerations made due to the Risk Adjustment Data Validation process (RADV).
b. As you know CMS is performing a risk adjustment validation starting with 2017 risk adjustment data. We are considering allowing an estimate of the impact of risk adjustment modifications in rate filings as an adjustment to the projected risk adjustment. Before implementation, we are soliciting feedback from our issuers on the pros and cons of the inclusion of this adjustment. If allowed, all issuers would be required to submit an estimate. The estimate may be $0. Please provide any feedback that you would like us to consider.

a. We considered our position to be in line with other issuers and thus a neutral final impact.

b. Our internal estimates indicate that we will not receive a material adjustment as a result of RADV, and would not want to make adjustments to risk adjustment to account for this.

11. Is private reinsurance being used for this business? Please discuss its impact on trend adjustment for large claims.

Reinsurance covers excess non-UPMC hospital claims. In our analysis, this was deemed immaterial.

12. The term "ACA-related Individual" is used multiple times in both the Federal and Pennsylvania actuarial memoranda. For each instance, please explain if this means Fully-Compliant ACA, Non-Grandfathered, and Non-Transitional. Please elaborate if this means something else.

The term ACA-related Individual does refer to Fully-Compliant ACA, Non-Grandfathered, and Non-Transitional business.

13. Please explain why the actuarial memoranda state that an exchange user fee of 3.5% is being used for plan year 2020, instead of the fee of 3% published in the Payment Parameters Final Rule for Plan Year 2020.

This was an error in the actuarial memoranda and has been corrected as part of our response.

14. Please provide the development of the exchange user fee based on exchange enrollment.

Please see exhibit 14 of the response exhibits Excel file for this calculation. Please note that the projected and current member distribution are assumed to be identical.

15. Please provide the list and title of all applicable of ASOPs the actuary is certifying work conformity.

Many ASOPs apply to our work. Per URRT instructions, we place particular emphasis on the following ASOPS:

- **ASOP No. 5, Incurred Health and Disability Claims**
- **ASOP No. 8, Regulatory Filings for Health Plan Entities**
- **ASOP No. 12, Risk Classification**
- **ASOP No. 23, Data Quality**
- **ASOP No. 25, Credibility Procedures Applicable to Accident and Health, Group Term Life, and Property/Casualty Coverages**
- **ASOP No. 26, Compliance with Statutory and Regulatory Requirements for the Actuarial Certification of Small Employer Health Benefit Plans**

- **ASOP No. 41, Actuarial Communications**
- **ASOP No. 50, Determining Minimum Value and Actuarial Value under the Affordable Care Act**

16. Please explain why the Pennsylvania Rate Template Table 4 Completion Factors do not match the actuarial memoranda completion factors by month. Show quantified support.

This was an error, and the completion factors in the memoranda were not correct. This error has been corrected in the memoranda so that the factors match those in Table 4.

17. Please explain why the Pennsylvania Rate Template Table 8 Change in Miscellaneous Items is shown as -8.7%. Please explain and quantify what items are included in this.

Per collaboration with the Department, last year we included some large quality improvement changes in this item. This year, we did not.

18. Pediatric Dental is administered and paid by Dominion Dental. Please identify the fees paid to Dominion Dental on a PMPM basis. Is this fee paid on a capitation basis or on a fee for service basis? By how much PMPM is this fee projected to increase from 2019 to 2020?

The fees paid to Dominion Dental are $14.01 PMPM for catastrophic pediatric PPO plans and $15.93 PMPM for all other deductible levels of pediatric PPO plans. These fees are paid on a capitation basis and are not projected to change from 2019 to 2020.

19. Please explain why the silver plans have a lower induced demand factor than the bronze plans. Please explain why this is expected to continue in 2020.

The induced demand factors were kept in relative proportion from last year's approved filing. We strived to maintain stability in the market as much as possible by trying to minimize fluctuations for the overall rate increase as well as the consumer-adjusted premiums for individual members.

20. Please explain why the bronze plans have the same induced demand as the catastrophic plans. Please explain why this is expected to continue in 2020.

Benefit designs for catastrophic plans are most similar to those of bronze plans. We have not historically implemented any catastrophic eligibility adjustments as part of rate development and do not propose such an adjustment for 2020. Because of this, we believe it is most appropriate to use the same induced demand for bronze and catastrophic plans.

Regarding Table 14 - Network Factors - you have revised all of the network factors contained in this table but have not provided any supporting documentation or data.

21. Please provide your quantitative analysis and narrative of the development of the network factors. For each network, provide data including network level claims for calendar years 2016, 2017 and 2018, based on the enrollees utilizing that network. For each period, this data should show the following network level data: total ultimate incurred claims, estimated cost sharing, allowed claims, total number of days/visits/procedures, as appropriate, the number of member months, average age, average tobacco factor, average benefit factor and capitations. Separate tabs should be provided to show the development of the average age factor, average tobacco factor and average benefit factor by network. Within each network, show the estimated impact of favorable provider contracting. Ensure that all data and your in-depth analysis is submitted to support the current and proposed factors.

No major changes were expected from last year's factors so we kept the relativities between them the same and just re-normalized since there is no calibration factor for network.

22. Please fully demonstrate how recent provider contracting has developed the proposed factors. Please provide the full details of the providers that were renegotiated and their total percent of claims in each network.

The year over year adjustments by provider were assumed to be consistent (similar fee changes across all providers).

23. For calendar years 2016, 2017 and 2018, please provide the actual unit cost experience data by network by benefit category (inpatient, outpatient, physician surgery, physician radiology, etc.) to support the proposed changes. UPMC must provide data and discussion at the level of detail necessary for the department or its consultant, to independently calculate and verify all proposed adjustments.

No major changes were expected between networks as a whole or at a particular category level. So we kept the relativities between them the same and just re-normalized since there is no calibration factor for network.

24. Did the certifying actuary rely on any information or assumptions provided by another individual? If so, please specify and provide reliance statements.

We did not rely on any external consultants. Data and other information was sourced internally, and there were no circumstances which warranted specific mention of reliance.

25. The Federal actuarial memorandum states, "The portion of membership enrolled in cost-share reduction variants was assumed to remain the same for 2020." Do you mean the percent of membership in each specific variant? Be more specific and include an example.

The line referenced above was carryover from actuarial memoranda used in prior filings. This line was used to address our assumptions for deriving projected enrollment for different CSR variants for each plan in prior years. This line has been removed from the actuarial memoranda since the CSR Defunding Adjustment is prescribed by the Department, making this assumption no longer relevant.

26. Please explain why no catastrophic eligibility adjustment was applied to the catastrophic plans.

As mentioned in the URR instructions, an adjustment accounting for the impact catastrophic eligibility is permitted but not required. The instructions also state that such an adjustment must be derived from catastrophic plan experience. Since our catastrophic experience is minimal and not credible, an adjustment factor was not derived or applied.

27. The updated URR instructions indicate that the risk adjustment on the URRT should no longer be net of the risk adjustment user fee and should instead be included with taxes and fee. Please update materials so the risk adjustment fee is not included with risk adjustment transfers as a market-wide adjustment.

This update has been made as part of this correspondence.

28. Regarding Table 6:
a. Using the submitted commission schedules, quantitatively show the development of the percent and PMPM amounts in cells C51 and D51.
b. Using the 2018 SHCE in the Annual Statement, please quantitatively show the development of the Quality Improvement Initiatives percent and pmpm amount.
c. We have repurposed row 54 to capture RA User Fees. Please provide the RA User Fee percentage and pmpm amount in cells C54 and D54.
d. Using financial data based on market share, please show the development of the HIT percentage and PMPM. Also, how much of the HIT was paid, both as a percentage of premium and PMPM, in 2016 and 2018?

a. The commission amounts from the financial statements were adjusted in correspondence with Finance department to more accurately reflect the projection period operational environment.

b. The QI amounts from the financial statements were adjusted in correspondence with Finance department to more accurately reflect the projection period operational environment.

c. This change has been made as part of this correspondence.

d. From our internal financial records, 2018 HIT Tax / Revenue eligible = 40.6M/2.06B = 2% (and so 2% was used for 2020 pricing).

2016 Tax Paid = $23.9M on $1.37B eligible = 1.68%

From table 6: 2% * required revenue ($547.83 PMPM) = $10.96

29. The Actuarial certification in the Federal Actuarial Memorandum appears to be based on last year's URRT and instructions. For example, it refers to "The percent of total premium that represents EHB included in Worksheet 2, Sections III and IV," which is not part of the current URRT. Please revise the certification consistent with this year's URR instructions.

The line referenced above was carryover from actuarial memoranda used in prior filings. This line has been removed from the memoranda as part of this update.

30. Please identify any rating factors for medical management along with any change in factors from Plan Year 2019.

No rating factors for medical management have been implemented.

31. Were changes in health policy reserve taken into consideration in the rate development?

We have historically and continue to anticipate that we can change rates to match revenue with costs annually, so no reserves are necessary.

32. In the PA Actuarial Memo Rate Exhibits, Tables 2 and 4 should contain data from the entity specific to the filing, i.e. UPMC Heath Options, Inc., whereas Tables 2b and 4b should contain the manual data from all UPMC companies. However, the data shown in Tables 2 and 4 is identical to that shown in Tables 2b and 4b. Please review and revise.

For the individual market, the manual data consists of experience period data under the UPMC Health Options, Inc. legal entity, which is why the data in the tables identified above are identical.

33. The PA Actuarial Memo indicates that data representing UPMC's entire block of ACA- compliant individual business was the basis for the manual rate. Please identify each entity contributing to this aggregate data. Also, discuss what, if any, adjustments were made to the data to reflect product and regional differences for this entity and the manual data pool.
a. Further the PA Actuarial Memo indicates that Tables 4 and 4b contain the same data. Please remain cognizant that the data in Table 4 should contain only the data from the filing entity.

Data belonging to ACA-related individual business under the UPMC Health Options legal entity was used as the basis for the manual rate. The language in the actuarial memoranda has been updated to better reflect this. No adjustments were made to this data since there are not significant differences between this entity and the manual data pool. For this particular filing, the manual data pool is the experience period data under this legal entity, which is why the data in Table 4 and 4b are the same.

34. Regarding Trend:
a. Is the data in Table 4b raw unadjusted data or has it been normalized of otherwise adjusted? If the data has been adjusted, please provide the unadjusted allowed monthly data for the 48 months. Also include the following monthly data:
i. The average age factor;
ii. The average geographic factor;
iii. The average tobacco factor;
iv. The average benefit factor; and
v. The normalized average pmpm (which should match the allowed PMPMs in column L of table 4b.).
b. Exhibit 2 of the supporting exhibit applies a "Trend Adjustment Factor" of .94 to adjust the developed cost and utilization assumptions.
vi. Please explain what this factor is adjusting for and how it was developed.
vii. Please provide a numerical development of the factor .94.
viii. Please include the trends based on historical experience for each benefit category for years 2016, 2017, 2018, and 2019 (year to date). We realize 2019 trends will be partially based on estimated claim costs.

a. The data in Table 4b is raw unadjusted data.

b. vi. This factor is used to adjust the annual trend factor implied by the raw historical data (1.123) to the applied annual trend factor (1.06). As shown in exhibit 2, this factor is simply the ratio of the latter factor relative to the former factor.

vii. As mentioned above and shown in exhibit 2, this factor is the ratio of the applied annual trend factor relative to the trend factor implied by the raw historical data.

viii. Please see exhibit 34bviii of the response exhibits Excel file for this data.

35. Regarding Exhibit 3 in the supporting Excel file:
a. The average Tobacco Factor was set to 1.00. Please explain.
b. The AV & Cost Sharing values in Exhibit 3 do not match the AV & Cost Sharing values in Worksheet II of the URRT. Please reconcile.

a. As mentioned in the Benefit Richness (induced demand) section of the PA actuarial memorandum, the average tobacco factor was set to 1.0 since the tobacco surcharge adjustment was removed from Table 10, which means that this factor should no longer be included in the induced utilization development.

b. The only plans for which the AV & Cost Sharing values do not match between exhibit 3 and the URRT are the on-exchange silver plans. This is so because the CSR Defunding Adjustment was not included in the values shown in exhibit 3 while the values in the URRT do account for this adjustment. Given the way the induced utilization exhibit is set up, it is not possible to use the AV & Cost Sharing values from the URRT for on-exchange silver plans in this exhibit and arrive at the proper induced utilization factors since the CSR Defunding Adjustment is not accounted for in the induced utilization exhibit. Therefore, the AV & Cost Sharing values from the URRT for all on-exchange silver plans were divided by 1.2 before being inserted into exhibit 3.

36. Regarding Table 10:
a. The supporting Exhibit 4 shows the projected age band distribution. Please revise this exhibit to show the current member distribution as of 2/1/19 and show the resulting average factor.

b. In the URRT Memorandum, you indicate that no adjustment was made to the demographics for the 3-child max. Please explain why. Also, provide the current billable member distribution in Exhibit 4 and show the resulting average factor with the 3-child max.

c. Please provide a supporting exhibit, in Excel, showing the development of the average tobacco factor. Please show the projected and the current 2/1/19 member distribution.

a. The current and projected age band distributions are assumed to be identical. The heading in column C of this exhibit was revised to better reflect this.

b. Per the guidance, an adjustment accounting for the 3-child max is permitted but not required. Such an adjustment was considered but ultimately determined to have negligible impact on the age calibration factor and enrollment distribution and was not included in rate development. This approach is consistent with our approach in prior rate filings. Approximately 0.73% of the population in this market consists of non-billable members.

c. Please see exhibit 36c of the response exhibits Excel file for this calculation. Please note that the projected and current member distribution are assumed to be identical.

37. Please confirm that you have tested to ensure that the rates in Table 11 of the Actuarial Memorandum Exhibits, PA Plan Design Summary and Rate Tables, Federal Rates Template and the binder are identical.

We can confirm that we have tested to ensure that the rates match.

38. Please provide an exhibit that quantitatively shows a comparison of the actual to projected claim cost PMPMs for calendar years 2015 – 2018, as applicable.

Please see exhibit 38 of the response exhibits Excel file for this data.

39. Please provide an exhibit showing the financial gains and losses for calendar years 2014 – 2018 for the following categories: Member months, total administrative expenses, total incurred claims, total premium, total actual paid taxes and fees, profit, annual underwriting gain/loss and underwriting gain/loss pmpy. Regarding Table 13 - Geographic Rating Area Factor Support you have revised all of the geographic factors contained in this table but have not provided any supporting documentation or data.

Please see exhibit 39 of the response exhibits Excel file for this data. Due to our financial partners finalizing restatement in these numbers, the total administrative expense and taxes and fees section are not completed. We would like to apologize and provide an updated exhibit and notify the Department by EOD Thursday.

40. Please explain how updated geographic rating factors were determined and how morbidity was removed.

Geographic factors were updated to better reflect cost differences by area. Points of consideration included differences in fee schedules, anticipated shifts in utilization between providers, and less favorable contracting terms in areas with few facilities (including those without UPMC facilities).

41. Please provide your quantitative analysis of the development of the geographic area rating factors. This data must minimally include county level claims data for calendar years 2016, 2017 and 2018, based on the residence of the enrollee. For each period, this data should show the following county level data: total ultimate incurred claims, estimated cost sharing, allowed claims, total number of days/visits/procedures, as appropriate, the number of member months, average age, average tobacco factor, average benefit factor and capitations. Separate tabs should be provided to show the development of the average age factor, average tobacco factor and average benefit factor by county. Within each county, show the estimated impact of favorable provider contracting. Ensure that all data and your in-depth analysis is submitted to support the current and proposed factors.

Proposed geographic pricing was developed consistent with prior pricing. We looked at each rating area as a whole rather than specific county-level data in determining the factors.

42. For calendar years 2016, 2017 and 2018, please provide the actual unit cost experience data by county by benefit category (inpatient, outpatient, physician surgery, physician radiology, etc.) to support the proposed changes. UPMC must provide data and discussion at the level of detail necessary for the department or its consultant, to independently calculate and verify all proposed adjustments.

Proposed geographic pricing was developed consistent with prior pricing. We looked at each rating area as a whole rather than specific category-level data in determining the factors.

43. Please fully demonstrate how new data and recent provider contracting has developed the proposed factors, whether changes are proposed for the geographic factors or not. Please provide the full details of the providers that were renegotiated and their total percent of claims in each county.

Provider contract negotiations happen at all different timeframes and not all are finalized for 2020 at this point. The factors we used represent our best estimate for when they are finalized.

44. Please describe and quantitatively demonstrate how the actual experience utilized in the Area Factor Analysis was normalized for differences in morbidity between the counties shown.

Differences in contracted rates were the main basis for geographic factors rather than experience period claims. This method inherently excludes morbidity.

45. Based on a review of Table 10 compared to the 2019 Table 10, there were 55 plans offered in 2019 and there are now 39 offered in 2020. Please review and explain, excluding plans 37, 38 and 39, where the plans were discontinued and the enrollees mapped.

In the 2019 version of Table 10, plans 40-55 are 2018 plans that were discontinued and mapped to a 2019 plan. The mapped SCIDs are identified in column F of Table 10. Please note that each of these plans also have DM listed in column E of Table 10. Since these plans were discontinued prior to 2019, there is no reason for them to be included in the 2020 version of Table 10.

46. Appendix 1 indicates that a number of plans had benefit changes; however, the Pricing AVs did not change. A few are listed below. For other plans, the Pricing AV changed but the plan design did not. Please review and explain, changing as necessary.
16322PA0040008 16322PA0050100 16322PA0050104 16322PA0050111
16322PA0040040 16322PA0050101 16322PA0050105 16322PA0050112
16322PA0040044 16322PA0050102 16322PA0050108 16322PA0050119
16322PA0050030 16322PA0050103 16322PA0050111 16322PA0050120

In the templates we submitted, the Pricing AVs for all of these plans changed, before rounding. We refreshed the base data for UPMC's pricing tool, and all AVs were recalculated.

Please be advised that there may be additional questions based on the responses to the above.

Response to this request should be provided via SERFF in Microsoft Excel spreadsheets (version 2013 or less). Please retain all formulas.

Should you have any questions regarding this correspondence, please contact Cherri Sanders-Jones at (717) 787-5172 or me at (717) 783-0646.
.

Sincerely,

Mike Anstead
Actuarial Review Division
Bureau of Accident & Health Insurance

Exhibit 6: Derivation of Trend from Prior Filing using New Method

Entire Fully Insured Block

Base Data

Inpatient Hospital

YEAR	ALLOWED AMT	ADMIT CNT	ENROLLMENT	Unit Cost	UTILIZATION PTPM
2016	$211,225,400	15,964	3,135,102	$13,231.36	61.1
2017	$247,133,090	17,384	3,407,249	$14,216.12	61.2

Outpatient Hospital

YEAR	ALLOWED AMT	SERVICE CNT	ENROLLMENT	Unit Cost	UTILIZATION PTPM
2016	$397,104,676	991,599	3,135,102	$400.47	3,795.5
2017	$443,527,177	1,082,739	3,407,249	$409.63	3,813.3

Professional

YEAR	ALLOWED AMT	SERVICE CNT	ENROLLMENT	Unit Cost	UTILIZATION ADMIT PTPM
2016	$277,361,249	3,324,528	3,135,102	$83.43	12,725.1
2017	$303,594,056	3,581,067	3,407,249	$84.78	12,612.2

Other Medical

YEAR	ALLOWED AMT	SERVICE CNT	ENROLLMENT	Unit Cost	UTILIZATION PTPM
2016	$119,774,806	72,156	3,135,102	$1,659.94	276.2
2017	$149,327,660	83,603	3,407,249	$1,786.15	294.4

Prescription Drugs

YEAR	ALLOWED AMT	Prescriptions	ENROLLMENT	Unit Cost	UTILIZATION PTPM
2016	$289,944,004	2,755,880	3,135,102	$105.21	10,548.5
2017	$341,169,952	2,989,831	3,407,249	$114.11	10,529.9

Trend Output

Trend Adjustment Factor 1.01

Service Category	2017 Allowed Amt	Weight	Cost	Utilization	Overall	Adj Cost	Adj Util	Overall
Inpatient Hospital	$247,133,090	18.4%	7.44%	0.20%	7.65%	8.12%	0.82%	9.01%
Outpatient Hospital	$443,527,177	28.1%	2.29%	0.47%	2.77%	2.93%	1.10%	4.06%
Professional	$303,594,056	20.3%	1.62%	-0.89%	0.72%	2.25%	-0.27%	1.98%
Other Medical	$149,327,660	11.0%	7.60%	6.61%	14.72%	8.28%	7.28%	16.16%
Prescription Drugs	$341,169,952	22.3%	8.46%	-0.18%	8.27%	9.14%	0.45%	9.63%

Historical Annual Trend **5.88%**

Annual Trend Applied **7.21%**

Check **7.21%**

Exhibit 14: Derivation of Exchange User Fee

Exchange Status	Current/Projected Enrollment Distribution	Exchange Fee	Weighted Exch Fee
Off Exchange	27.7%	0.0%	0.0%
On Exchange	72.3%	3.0%	2.2%
Total	100.0%		**2.2%**

Projected Required Revenue PMPM:	$ 547.83
Projected Paid Exchange User Fees PMPM:	**$ 11.89**

Exhibit 34bviii: Historical Data for Trend Development

***2019 data has been extrapolated to cover 12 months*

Service Category	Year	Member_Months	Allowed Amt	Service Cnt	Unit Cost	Utilization PTPM	Cost	Utilization	Overall
Inpatient Hospital	2016	1,322,678	$ 109,384,049	7,994	$ 13,683.27	72.53			
Inpatient Hospital	2017	1,644,192	$ 130,089,654	9,402	$ 13,836.38	68.62	1.12%	-5.39%	-4.33%
Inpatient Hospital	2018	1,627,833	$ 158,672,808	9,308	$ 17,046.93	68.62	23.20%	0.00%	23.20%
Inpatient Hospital	2019	1,562,528	$ 139,663,949	8,768	$ 15,928.83	67.34	-6.56%	-1.86%	-8.30%
Outpatient Hospital	2016	1,322,678	$ 160,265,260	433,329	$ 369.85	3931.38			
Outpatient Hospital	2017	1,644,192	$ 196,838,173	535,797	$ 367.37	3910.47	-0.67%	-0.53%	-1.20%
Outpatient Hospital	2018	1,627,833	$ 206,633,932	533,720	$ 387.16	3934.46	5.39%	0.61%	6.03%
Outpatient Hospital	2019	1,562,528	$ 194,988,385	498,056	$ 391.50	3825.00	1.12%	-2.78%	-1.69%
Professional	2016	1,322,678	$ 115,155,031	1,364,599	$ 84.39	12380.33			
Professional	2017	1,644,192	$ 140,642,186	1,664,656	$ 84.49	12149.35	0.12%	-1.87%	-1.75%
Professional	2018	1,627,833	$ 144,018,327	1,668,869	$ 86.30	12302.51	2.14%	1.26%	3.43%
Professional	2019	1,562,528	$ 136,950,990	1,606,664	$ 85.24	12338.96	-1.23%	0.30%	-0.93%
Other Medical	2016	1,322,678	$ 59,932,376	43,153	$ 1,388.83	391.51			
Other Medical	2017	1,644,192	$ 75,343,777	51,104	$ 1,474.32	372.98	6.16%	-4.73%	1.13%
Other Medical	2018	1,627,833	$ 94,012,048	52,674	$ 1,784.79	388.30	21.06%	4.11%	26.03%
Other Medical	2019	1,562,528	$ 91,261,148	50,408	$ 1,810.45	387.13	1.44%	-0.30%	1.13%
Prescription Drugs	2016	1,322,678	$ 112,943,039	1,333,058	$ 84.72	12094.17			
Prescription Drugs	2017	1,644,192	$ 152,986,803	1,683,584	$ 90.87	12287.50	7.25%	1.60%	8.97%
Prescription Drugs	2018	1,627,833	$ 163,290,915	1,679,723	$ 97.21	12382.52	6.98%	0.77%	7.81%
Prescription Drugs	2019	1,562,528	$ 147,859,571	1,553,912	$ 95.15	11933.83	-2.12%	-3.62%	-5.67%

Exhibit 36c: Derivation of Tobacco Calibration Factor

Tobacco Status	Current/Projected Enrollment Distribution	Tobacco Factor	Calibration Factor
Non-User	91.3%	1.000	0.913
User	8.7%	1.025	0.089
Total	100.0%		**1.002**

Exhibit 38: Actual and Projected Claims Costs

Year	Projected Paid Claims PMPM	Actual Paid Claims PMPM
2015	$ 256.31	$ 343.82
2016	$ 364.45	$ 363.52
2017	$ 312.86	$ 347.45
2018	$ 380.19	$ 411.98

Exhibit 39: Historical Financial Data

Year	Total Member Months	Total Administrative Expenses	Total Incurred Claims	Total Paid Taxes and Fees	Total Premium	Profit	Annual Underwriting Gain/Loss	Underwriting Gain/Loss PMPY
2014	n/a	n/a	n/a	n/a	n/a	n/a	n/a	n/a
2015	631,403	$26,463,956	$209,959,859	-$403,522	$208,375,563	-$27,644,730	-$1,584,296	-$30
2016	1,326,271	$49,482,400	$409,504,210	-$224,978	$385,724,585	-$73,037,047	-$23,779,626	-$215
2017	1,644,940	$69,826,658	$582,154,576	$1,859,154	$649,904,950	-$3,935,437	$67,750,374	$494
2018	1,630,008	$89,053,379	$681,364,866	$14,535,640	$775,607,681	-$9,346,204	$94,242,815	$694

Dear Mr. Lovely:

The Pennsylvania Insurance Department has received and conducted a review of the above captioned filing. In order to complete the review, we are requesting the following information. To facilitate a timely review, we request this information be provided within 7 days of the date of this letter. If you have any questions or difficulties in providing the information within this time frame, please call me.

Please note, each response to a Department data call must contain a cover letter that details the changes made to the Actuarial Memorandums and PA Actuarial Memorandum Exhibits and the reasons why the changes were made, e.g., in response to Department question number 5.

1. From the June 25 Responses to Questions 15, 24, 28, and 39: "Did the certifying actuary rely on any information or assumptions provided by another individual? If so, please specify and provide reliance statements." Your responses to these questions demonstrate that you may be relying upon material information from the Finance department and that you are aware of the ASOP 41 requirements regarding Reliance. Please provide the required disclosures for this rate filing per ASOP 41.

The reliance statement has been uploaded in the Supporting Documentation section in SERFF.

2. From the June 25 Responses to Question 18: "Pediatric Dental is administered and paid by Dominion Dental. Please identify the fees paid to Dominion Dental on a PMPM basis. Is this fee paid on a capitation basis or on a fee for service basis?" Your response indicates that Pediatric Dental is provided via a capitation. Please correct rate filing materials and templates to reflect the capitation.

Rate filing materials and templates have been updated to reflect the capitation.

3. From the June 25 Responses to Question 19: "Please explain why the silver plans have a lower induced demand factor than the bronze plans. Please explain why this is expected to continue in 2020." Your response indicates that this was allowed for Plan Year 2019. Please justify this relationship for Plan Year 2020.

The induced demand factors for Silver and Bronze as submitted have remained static through our prior year filings. In the absence of any basis by which to anticipate different market behavior in induced demand for 2020, we have elected to maintain these values as originally adopted a number of years ago.

4. From the June 25 Responses to Questions 21, 22, 23, 40, and 41: Please provide a comprehensive explanation of how changes in provider contracting impacted (or why it did not impact) trend, network factors, and geographic factors.

While early estimates from our Reimbursement team have included a guarded estimate of stability, we note that a number of our 2020 provider contracts are not final. As such, while we do not currently anticipate a material deviation from the trend in prior year contract rates, we cannot yet rule this out. In the absence of evidence to the contrary, we have initially incorporated provider contracting as a stable element of factor development.

5. From the June 25 Responses to Question 23: "For calendar years 2016, 2017 and 2018, please provide the actual unit cost experience data by network by benefit category (inpatient, outpatient, physician surgery, physician radiology, etc.) to support the proposed changes. UPMC must provide data and discussion at the level of detail necessary for the department or its consultant, to independently calculate and verify all proposed adjustments." We apologize if this question was unclear, but we are actually asking for 3-years of actual experience of unit cost trends. Please provide quantitative support for your factors at a level of detail necessary for independent verification of all proposed adjustments.

Please see exhibit 5 of the response exhibits for this information. Please let us know if anything additional is needed.

6. From the June 25 Responses to Question 28: "Regarding Table 6: a) Using the submitted commission schedules, quantitatively show the development of the percent and PMPM amounts in cells C51 and D51. b) Using the 2018 SHCE in the Annual Statement, please quantitatively show the development of the Quality Improvement Initiatives percent and pmpm amount." Provide quantitative justification for these amounts and fully explain the adjustments decided upon based upon Finance department correspondence.

The values for both the Quality Improvement Initiatives and Commissions are directly based on Finance Department estimates. A reliance statement to this effect has been submitted.

7. From the June 25 Responses to Question 31: "Were changes in health policy reserve taken into consideration in the rate development." Please discuss why the increase in health policy reserves of $27.0 million reported in your 2018 Annual Statement would not be considered in rate development.

Due to an accounting change, the estimate for ACA risk adjustment was placed in that field for the first time in 2018. Since risk adjustment is already accounted for separately, no additional consideration is needed. That number also includes a PDR for an unrelated product which is also not a point of consideration for the rate development of this filing.

8. From the June 25 response to questions 41 and 42, you indicated that UPMC reviewed each rating area as a whole rather than specific county-level data in determining the geographic factors. Please provide the requested data by rating area. Please be aware that the proposed factors cannot be approved without detailed quantitative support.

The 2016-2018 data by rating area available in our data warehouse has been uploaded.

9. As requested, you have added the RA User Fees in Table 6. Please confirm that there was no offsetting adjustments made elsewhere, as this fee was not included in the initial submission.

The RA User Fee was included in the original submission, in the Risk Adjustment row, Table 5, "Projected Risk Adjustment PMPM" (so the PMPM was a net value, consistent with our interpretation at the time). Now: the $0.18 user fee PMPM is reflected in Table 6 as requested, and the table 5 PMPM is $0.18 higher because it no longer subtracts that fee. So, the revised submission includes the fee, accounted for as requested; but the original submission also included the fee, so there is no rate impact.

10. In response to the Department's RADV survey, issuers indicated that they did not include an adjustment in the initial submission, as there was no supportable reason for a RADV adjustment in the 2020 rate submission. Therefore, the Department has determined that there should be no RADV adjustments in the 2020 rate filings; please modify the filing accordingly, if necessary.

No adjustments were made for RADV as part of this filing.

11. In that the Department's review authority requires rates to be adequate, not excessive or unfairly discriminatory, please explain why you believe the rates to be adequate without an adjustment for the 3-child maximum.

As part of this update, an adjustment accounting for the 3-child maximum has been incorporated into the derivation of the age calibration factor as shown in exhibit 5 of the supporting exhibits.

12. If the risk adjustment results released on June 28, 2019 are inconsistent with your projected assumptions, you may modify the risk adjustment transfer amount in Table 5. Supporting documentation must be provided for all modification. If such a modification is made, revise all the documents and exhibits impacted and the PA Actuarial Memorandum to discuss this change. This change must be made with your responses due by July 12, 2019.

No modifications were made to risk adjustment due to the projections being different than final results.

13. Concerning your network and geographic factors, please provide in Excel your base period member months, current membership, and projected member months for each network and geographic area. Also please provide your non-normalized network and geographic factors for 2018, 2019 and 2020.

Please see exhibit 13 of the response exhibits for the requested data.

<Redacted>

Please be advised that there may be additional questions based on the responses to the above.

Response to this request should be provided via SERFF in Microsoft Excel spreadsheets (version 2013 or less). Please retain all formulas.

Should you have any questions regarding this correspondence, please contact me at (717) 787-5172.
Sincerely,

Cherri Sanders-Jones
Actuarial Review Division
Bureau of Accident & Health Insurance

Exhibit 5: Historical Data by Benefit Category

Service Category	Year	Member_Months	Allowed Amt	Service Cnt	Unit Cost	Utilization PTPM	Cost	Utilization	Overall
Inpatient Hospital	2016	1,322,678	$ 109,384,049	7,994	$ 13,683.27	72.53			
Inpatient Hospital	2017	1,644,192	$ 130,089,654	9,402	$ 13,836.38	68.62	1.12%	-5.39%	-4.33%
Inpatient Hospital	2018	1,627,833	$ 158,672,808	9,308	$ 17,046.93	68.62	23.20%	0.00%	23.20%
Outpatient Hospital	2016	1,322,678	$ 160,265,260	433,329	$ 369.85	3931.38			
Outpatient Hospital	2017	1,644,192	$ 196,838,173	535,797	$ 367.37	3910.47	-0.67%	-0.53%	-1.20%
Outpatient Hospital	2018	1,627,833	$ 206,633,932	533,720	$ 387.16	3934.46	5.39%	0.61%	6.03%
Professional	2016	1,322,678	$ 115,155,031	1,364,599	$ 84.39	12380.33			
Professional	2017	1,644,192	$ 140,642,186	1,664,656	$ 84.49	12149.35	0.12%	-1.87%	-1.75%
Professional	2018	1,627,833	$ 144,018,327	1,668,869	$ 86.30	12302.51	2.14%	1.26%	3.43%
Other Medical	2016	1,322,678	$ 59,932,376	43,153	$ 1,388.83	391.51			
Other Medical	2017	1,644,192	$ 75,343,777	51,104	$ 1,474.32	372.98	6.16%	-4.73%	1.13%
Other Medical	2018	1,627,833	$ 94,012,048	52,674	$ 1,784.79	388.30	21.06%	4.11%	26.03%
Prescription Drugs	2016	1,322,678	$ 112,943,039	1,333,058	$ 84.72	12094.17			
Prescription Drugs	2017	1,644,192	$ 152,986,803	1,683,584	$ 90.87	12287.50	7.25%	1.60%	8.97%
Prescription Drugs	2018	1,627,833	$ 163,290,915	1,679,723	$ 97.21	12382.52	6.98%	0.77%	7.81%
Capitation	2016	1,322,678	$ 1,203,637	-					
Capitation	2017	1,644,192	$ 1,660,634	-					
Capitation	2018	1,627,833	$ 993,000	-					

Exhibit 13: Data by Geographical Area and Network

Rating Area	2018 Member Months	Feb 2019 Members	2020 Projected Member Months	2018 Non-calibrated Factor	2019 Non-calibrated Factor	2020 Non-calibrated Factor
Rating Area 1	216,369	16,495	197,940	1.0000	1.0000	1.0000
Rating Area 2	19,578	1,565	18,780	1.0000	1.0000	1.0964
Rating Area 3	26,221	2,937	35,244	1.2633	1.2619	1.2619
Rating Area 4	1,094,384	88,135	1,057,620	1.0000	1.0000	1.0000
Rating Area 5	189,038	14,912	178,944	1.0000	1.0000	1.0000
Rating Area 6	37,452	2,684	32,208	1.0000	1.3468	1.3468
Rating Area 7	44,847	6,656	79,872	1.3659	1.3659	1.3659
Rating Area 8	-	-	-	N/A	N/A	N/A
Rating Area 9	-	4,145	49,740	N/A	1.1960	1.1960

Network	2018 Member Months	Feb 2019 Members	2020 Projected Member Months	2018 Non-calibrated Factor	2019 Non-calibrated Factor	2020 Non-calibrated Factor
Premium Network	558,243	46,932	563,184	1.2876	1.2821	1.2821
Partner Network	593,103	50,344	604,128	1.0000	1.0000	1.0000
Select Network	431,667	35,984	431,808	1.0620	1.0564	1.0564
Tower Network	44,840	4,266	51,192	1.2876	1.2369	1.2369

2019 Service Area
Issuer: UPMC Health Options, Inc.
Market: Individual

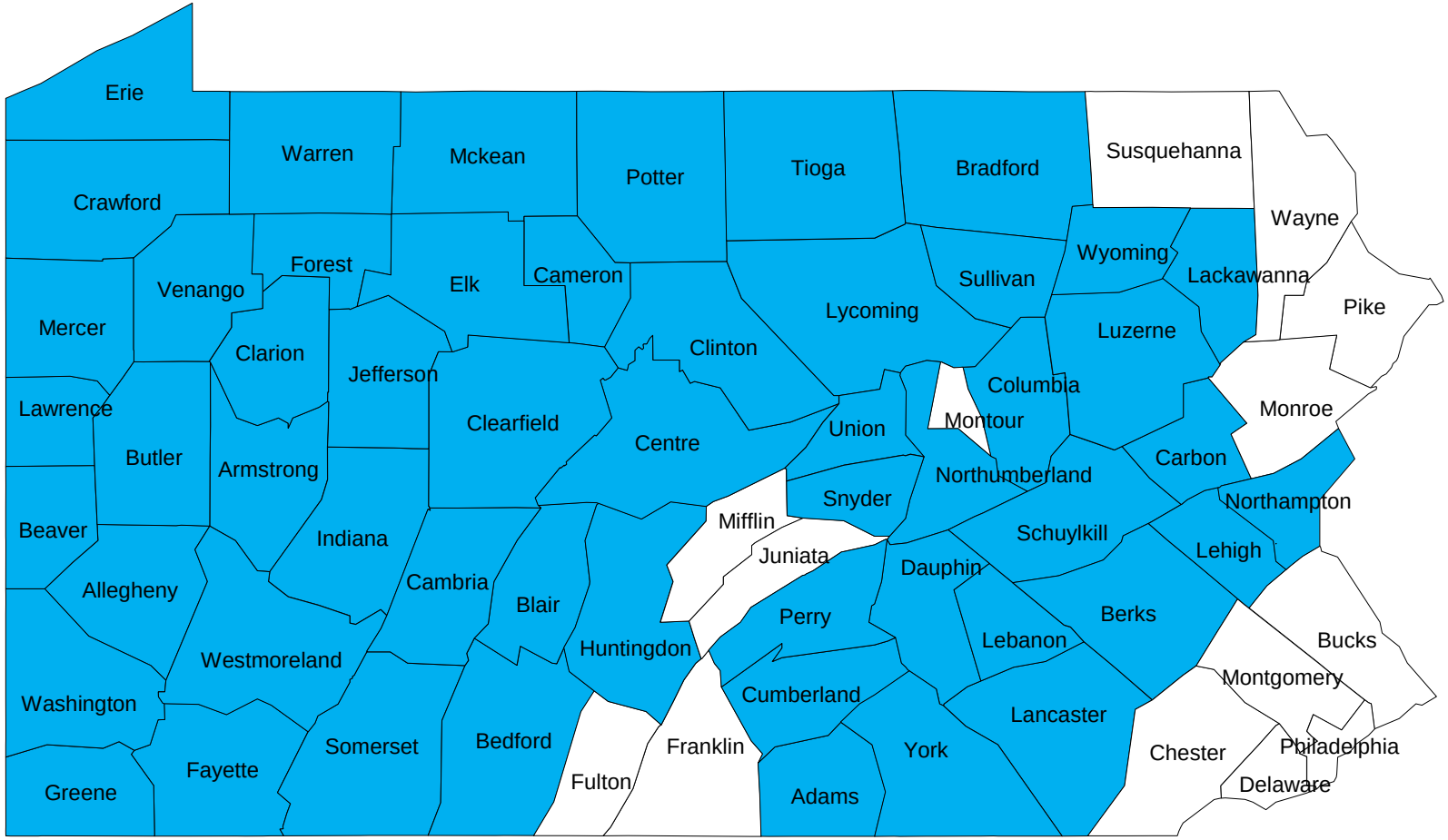

Key *(modify as needed)*
: 2019 On-exchange service area
: 2019 Off-exchange service area

2020 Service Area
Issuer: UPMC Health Options, Inc.
Market: Individual

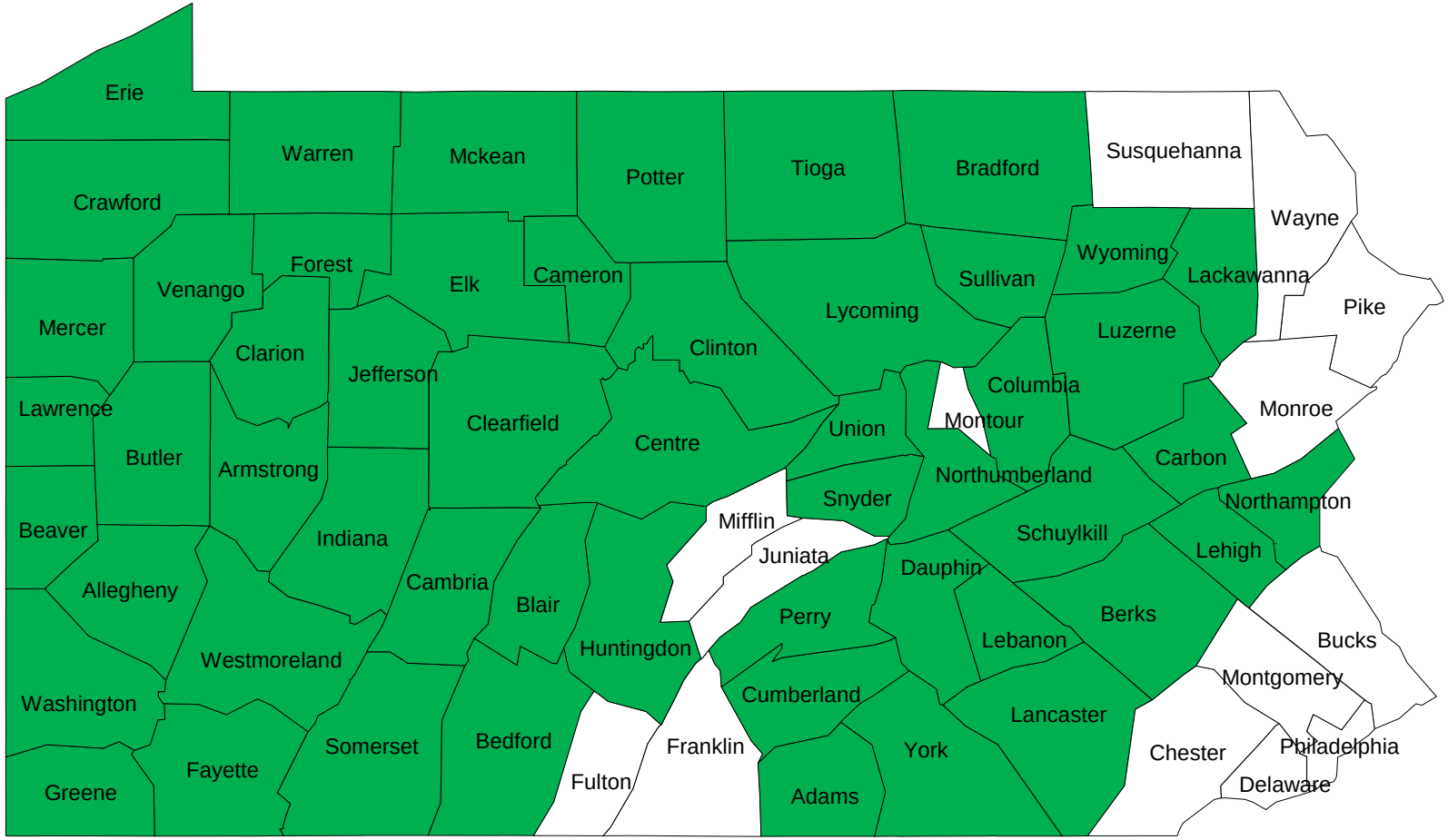

Key *(modify as needed)*

: 2020 On-exchange service area

: 2020 Off-exchange service area