

# 2023 Pennsylvania Youth Survey

Empowering Communities to Develop Strategic Prevention Programming

## Dauphin County

### All Questions by Grade Report



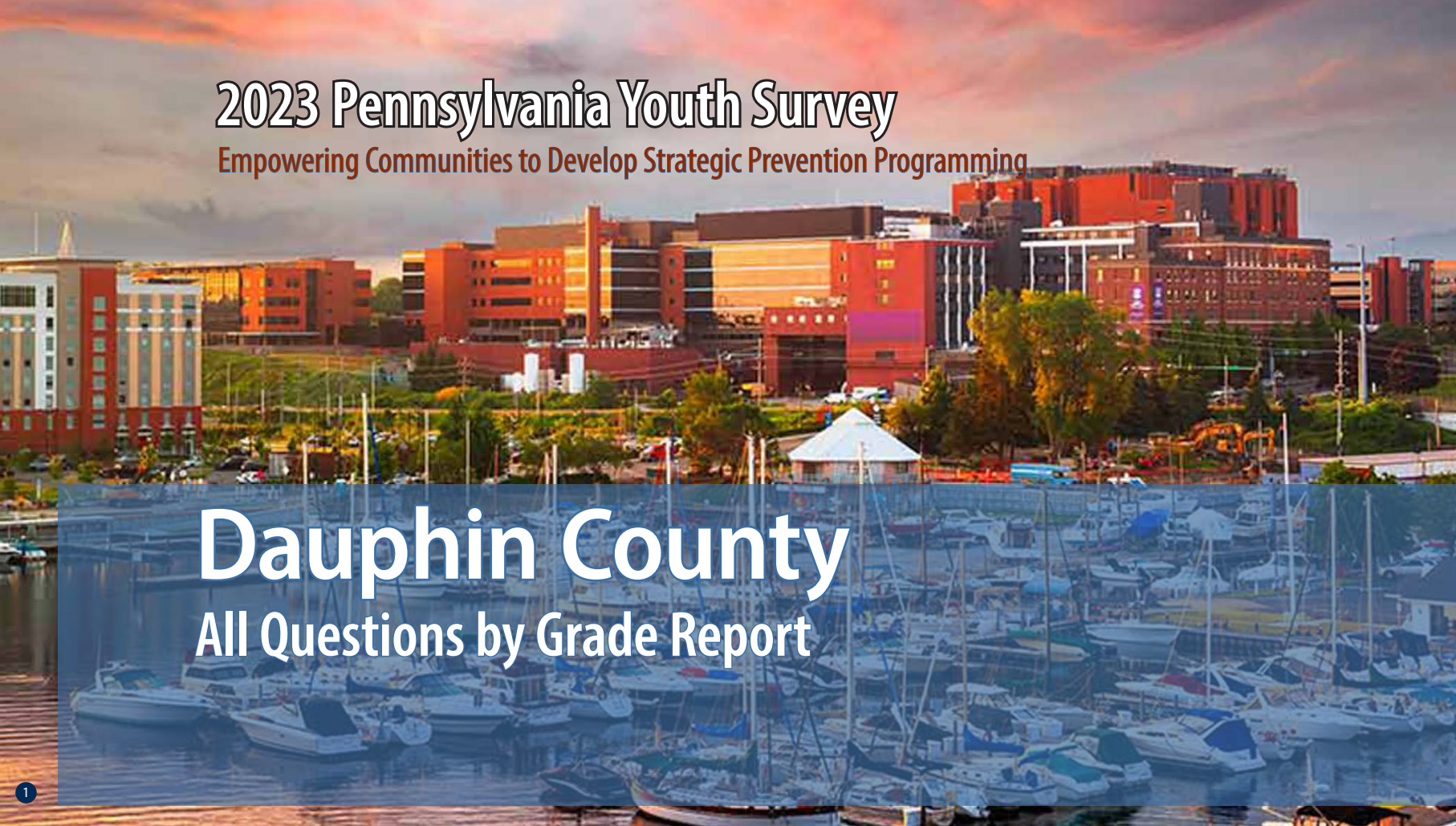


Conducted by

Pennsylvania Commission on  
Crime and Delinquency

Pennsylvania Department of  
Drug and Alcohol Programs

Pennsylvania Department  
of Education



1

2

3

4

5

Funding provided by



**pennsylvania**

COMMISSION ON CRIME  
AND DELINQUENCY



**pennsylvania**

DEPARTMENT OF DRUG AND  
ALCOHOL PROGRAMS



**pennsylvania**

DEPARTMENT OF EDUCATION

About the cover photographs:

1. The Bayfront, *Erie, PA*  
Credit: Sean Pavone/ISTock.com

2. No. 24 West Broadway, Jim Thorpe, *PA*  
Credit: Billy Wilson/Flicker.com

3. North Pennsylvania Woods, *PA*  
Credit: Caleb Martin/Flicker.com

4. West Grant Street, Lancaster, *PA*,  
Credit: Billy Wilson/Flicker.com

5. Mountain Laurel  
Credit: Unknown artist/Flicker.com

# PAYS ALL QUESTIONS BY GRADE REPORT

This report provides full results from the 2023 Pennsylvania Youth Survey (PAYS). For each survey item included in the survey, this report presents data for each response option by grade (and for all grades combined).

This report allows you to see not only the percent of students who selected each response option but also the number of students. These counts allow for you to, for example, add the counts for 10th and 12th grade to calculate a percentage for high school students. PAYS sponsors — the Pennsylvania Commission on Crime and Delinquency, Department of Drug and Alcohol Programs, and the Pennsylvania Department of Education — are supplying these data with the hope of aiding in more complete prevention and wellness planning.

## Notes to Consider Before Proceeding

This report shares data from the 2019, 2021, and 2023 PAYS administrations when data are available. If your county or district did not participate in one or more of these administrations, you will find “n/a” notations where relevant. Your full profile report also displays data from 2019, 2021, and 2023 when available.

Please note that the Pennsylvania Youth Survey (PAYS) was significantly revised from 2021 to 2023. Trend data are reported in this report when the data are comparable. When cells include an “n/a” notation, it can mean the question was either not asked in a previous administration or the question was revised in a

way that the 2023 data are not directly comparable. Also, note that any question with an \* at the end designates a question and/or response option that was part of the 2023 survey revision. Please see Appendix B of your Profile Report for a description of changes.

Studies indicate that most young people are truthful in answering anonymous prevention-centered surveys such as PAYS. To ensure valid survey results, the data here have made use of the same validity/honesty checks used in PAYS profile reports.

Data are displayed here when there are a minimum number of 25 responses at the grade level.

An overwhelming majority of the percentages shown in this report are out of ALL students. Any exceptions are noted for the question as it appears in this report.

If you need help reading, interpreting, or applying these data, please contact your local county drug and alcohol office or reach out to the Evidence-based Prevention and Intervention Support (EPIS) at:

<https://www.episcenter.psu.edu/index.php/paysquestion>

You will find the survey question data organized in the report in the following topic order:

- [Demographics](#)
- [Community Domain Risk Factors](#)
- [Community Domain Protective Factors](#)
- [School Domain Risk Factors](#)
- [School Domain Protective Factors](#)
- [Family Domain Risk Factors](#)
- [Family Domain Protective Factors](#)
- [Peer-Individual Risk Factors](#)
- [Peer-Individual Protective Factors](#)
- [Substance Use](#)
- [Gambling](#)
- [Other Concerning Behaviors](#)
- [Community & School Climate and Safety](#)
- [Mental Health Concerns and Suicide Risk](#)
- [Stressful Events and Sleep](#)

| Participation                      |  |             |       |       |       |       |       |       |       |       |       |             |       |       |       |       |  |      |  |       |  |             |  |     |  |      |  |      |  |       |  |
|------------------------------------|--|-------------|-------|-------|-------|-------|-------|-------|-------|-------|-------|-------------|-------|-------|-------|-------|--|------|--|-------|--|-------------|--|-----|--|------|--|------|--|-------|--|
|                                    |  | County 2019 |       |       |       |       |       |       |       |       |       | County 2021 |       |       |       |       |  |      |  |       |  | County 2023 |  |     |  |      |  |      |  |       |  |
|                                    |  | 6th         |       | 8th   |       | 10th  |       | 12th  |       | Total |       | 6th         |       | 8th   |       | 10th  |  | 12th |  | Total |  | 6th         |  | 8th |  | 10th |  | 12th |  | Total |  |
| Total number of survey respondents |  | 2,293       | 2,055 | 1,554 | 1,371 | 7,273 | 2,265 | 2,273 | 1,488 | 1,216 | 7,242 | 2,302       | 2,162 | 1,512 | 1,240 | 7,216 |  |      |  |       |  |             |  |     |  |      |  |      |  |       |  |

### Demographics

| Question  | Response   | County 2019 |       |       |       |       |       |       |       |       |       | County 2021 |       |       |       |       |       |       |       |       |       | County 2023 |       |       |       |       |       |       |       |       |       |
|---|--|-------------|-------|-------|-------|-------|-------|-------|-------|-------|-------|-------------|-------|-------|-------|-------|-------|-------|-------|-------|-------|-------------|-------|-------|-------|-------|-------|-------|-------|-------|-------|
|   |  | 6th         |       | 8th   |       | 10th  |       | 12th  |       | Total |       | 6th         |       | 8th   |       | 10th  |       | 12th  |       | Total |       | 6th         |       | 8th   |       | 10th  |       | 12th  |       | Total |       |
|   |  | %           | n     | %     | n     | %     | n     | %     | n     | %     | n     | %           | n     | %     | n     | %     | n     | %     | n     | %     | n     | %           | n     | %     | n     | %     | n     | %     | n     | %     | n     |
| How old are you?                                | 10   | 1.1         | 25    | 0.0   | 0     | 0.0   | 0     | 0.0   | 0     | 0.3   | 25    | 1.3         | 30    | 0.0   | 0     | 0.0   | 0     | 0.0   | 0     | 0.4   | 30    | 0.9         | 20    | 0.0   | 0     | 0.0   | 0     | 0.0   | 0     | 0.3   | 20    |
|   | 11   | 71.0        | 1,628 | 0.0   | 0     | 0.0   | 0     | 0.0   | 0     | 22.4  | 1,628 | 72.7        | 1,647 | 0.0   | 0     | 0.0   | 0     | 0.0   | 0     | 22.7  | 1,647 | 70.6        | 1,626 | 0.0   | 0     | 0.0   | 0     | 0.0   | 0     | 22.5  | 1,626 |
|   | 12   | 26.7        | 613   | 1.4   | 28    | 0.0   | 0     | 0.0   | 0     | 8.8   | 641   | 24.9        | 564   | 1.2   | 27    | 0.0   | 0     | 0.0   | 0     | 8.2   | 591   | 27.5        | 633   | 1.0   | 21    | 0.0   | 0     | 0.0   | 0     | 9.1   | 654   |
|   | 13   | 1.1         | 26    | 70.7  | 1,452 | 0.0   | 0     | 0.0   | 0     | 20.3  | 1,478 | 1.1         | 24    | 69.4  | 1,578 | 0.0   | 0     | 0.0   | 0     | 22.1  | 1,602 | 1.0         | 23    | 69.4  | 1,500 | 0.0   | 0     | 0.0   | 0     | 21.1  | 1,523 |
|   | 14   | 0.0         | 1     | 26.4  | 542   | 2.1   | 32    | 0.0   | 0     | 7.9   | 575   | 0.0         | 0     | 28.3  | 644   | 1.4   | 21    | 0.0   | 0     | 9.2   | 665   | 0.0         | 0     | 28.4  | 614   | 1.3   | 19    | 0.0   | 0     | 8.8   | 633   |
|   | 15   | 0.0         | 0     | 1.5   | 30    | 73.7  | 1,146 | 0.0   | 0     | 16.2  | 1,176 | 0.0         | 0     | 1.0   | 23    | 73.3  | 1,090 | 0.0   | 0     | 15.4  | 1,113 | 0.0         | 0     | 1.2   | 26    | 68.9  | 1,042 | 0.0   | 0     | 14.8  | 1,068 |
|   | 16   | 0.0         | 0     | 0.1   | 3     | 22.9  | 356   | 1.7   | 23    | 5.3   | 382   | 0.0         | 0     | 0.0   | 1     | 23.8  | 354   | 1.6   | 20    | 5.2   | 375   | 0.0         | 0     | 0.0   | 1     | 28.4  | 430   | 1.9   | 24    | 6.3   | 455   |
|   | 17   | 0.0         | 0     | 0.0   | 0     | 1.1   | 17    | 75.9  | 1,040 | 14.5  | 1,057 | 0.0         | 0     | 0.0   | 0     | 1.3   | 20    | 73.2  | 890   | 12.6  | 910   | 0.0         | 0     | 0.0   | 0     | 1.4   | 21    | 72.1  | 894   | 12.7  | 915   |
|   | 18   | 0.0         | 0     | 0.0   | 0     | 0.2   | 3     | 21.3  | 292   | 4.1   | 295   | 0.0         | 0     | 0.0   | 0     | 0.2   | 3     | 23.9  | 291   | 4.1   | 294   | 0.0         | 0     | 0.0   | 0     | 0.0   | 0     | 25.2  | 313   | 4.3   | 313   |
|   | 19 or older  | 0.0         | 0     | 0.0   | 0     | 0.0   | 0     | 1.2   | 16    | 0.2   | 16    | 0.0         | 0     | 0.0   | 0     | 0.0   | 0     | 1.2   | 15    | 0.2   | 15    | 0.0         | 0     | 0.0   | 0     | 0.0   | 0     | 0.7   | 9     | 0.1   | 9     |
| What grade are you in?                          | 6th  | 100.0       | 2,293 | 0.0   | 0     | 0.0   | 0     | 0.0   | 0     | 31.5  | 2,293 | 100.0       | 2,265 | 0.0   | 0     | 0.0   | 0     | 0.0   | 0     | 31.3  | 2,265 | 100.0       | 2,302 | 0.0   | 0     | 0.0   | 0     | 0.0   | 0     | 31.9  | 2,302 |
|   | 7th  | 0.0         | 0     | 0.0   | 0     | 0.0   | 0     | 0.0   | 0     | 0.0   | 0     | 0.0         | 0     | 0.0   | 0     | 0.0   | 0     | 0.0   | 0     | 0.0   | 0     | 0.0         | 0     | 0.0   | 0     | 0.0   | 0     | 0.0   | 0     | 0.0   | 0     |
|   | 8th  | 0.0         | 0     | 100.0 | 2,055 | 0.0   | 0     | 0.0   | 0     | 28.3  | 2,055 | 0.0         | 0     | 100.0 | 2,273 | 0.0   | 0     | 0.0   | 0     | 31.4  | 2,273 | 0.0         | 0     | 100.0 | 2,162 | 0.0   | 0     | 0.0   | 0     | 30.0  | 2,162 |
|   | 9th  | 0.0         | 0     | 0.0   | 0     | 0.0   | 0     | 0.0   | 0     | 0.0   | 0     | 0.0         | 0     | 0.0   | 0     | 0.0   | 0     | 0.0   | 0     | 0.0   | 0     | 0.0         | 0     | 0.0   | 0     | 0.0   | 0     | 0.0   | 0     | 0.0   | 0     |
|   | 10th   | 0.0         | 0     | 0.0   | 0     | 100.0 | 1,554 | 0.0   | 0     | 21.4  | 1,554 | 0.0         | 0     | 0.0   | 0     | 100.0 | 1,488 | 0.0   | 0     | 20.5  | 1,488 | 0.0         | 0     | 0.0   | 0     | 100.0 | 1,512 | 0.0   | 0     | 21.0  | 1,512 |
|   | 11th   | 0.0         | 0     | 0.0   | 0     | 0.0   | 0     | 0.0   | 0     | 0.0   | 0     | 0.0         | 0     | 0.0   | 0     | 0.0   | 0     | 0.0   | 0     | 0.0   | 0     | 0.0         | 0     | 0.0   | 0     | 0.0   | 0     | 0.0   | 0     | 0.0   | 0     |
|   | 12th   | 0.0         | 0     | 0.0   | 0     | 0.0   | 0     | 100.0 | 1,371 | 18.9  | 1,371 | 0.0         | 0     | 0.0   | 0     | 0.0   | 0     | 100.0 | 1,216 | 16.8  | 1,216 | 0.0         | 0     | 0.0   | 0     | 0.0   | 0     | 100.0 | 1,240 | 17.2  | 1,240 |
| Are you of Hispanic, Latino, or Spanish origin? | No, not of Hispanic, Latino, or Spanish origin   | 78.1        | 1,676 | 78.1  | 1,548 | 85.1  | 1,298 | 86.8  | 1,175 | 81.3  | 5,697 | 78.8        | 1,684 | 77.9  | 1,719 | 84.0  | 1,231 | 86.4  | 1,039 | 80.9  | 5,673 | 76.1        | 1,636 | 75.5  | 1,579 | 82.0  | 1,215 | 84.3  | 1,024 | 78.6  | 5,454 |
|   | Yes, Mexican, Mexican Am., Chicano   | 3.7         | 80    | 3.2   | 63    | 2.0   | 30    | 2.1   | 28    | 2.9   | 201   | 3.6         | 77    | 4.1   | 91    | 2.5   | 37    | 2.0   | 24    | 3.3   | 229   | 3.4         | 73    | 3.2   | 67    | 3.3   | 49    | 2.2   | 27    | 3.1   | 216   |
|   | Yes, Puerto Rican  | 10.7        | 230   | 11.7  | 231   | 7.2   | 110   | 5.1   | 69    | 9.1   | 640   | 9.8         | 210   | 9.8   | 216   | 6.6   | 97    | 6.8   | 82    | 8.6   | 605   | 10.9        | 235   | 11.5  | 241   | 7.8   | 116   | 7.0   | 85    | 9.8   | 677   |
|   | Yes, Cuban   | 0.5         | 11    | 0.6   | 11    | 0.3   | 4     | 0.4   | 5     | 0.4   | 31    | 0.6         | 13    | 0.5   | 11    | 0.6   | 9     | 0.2   | 3     | 0.5   | 36    | 0.5         | 11    | 0.7   | 15    | 0.7   | 10    | 0.2   | 3     | 0.6   | 39    |
|   | Yes, another Hispanic, Latino, or Spanish origin   | 7.0         | 150   | 6.5   | 129   | 5.4   | 83    | 5.6   | 76    | 6.3   | 438   | 7.2         | 154   | 7.7   | 171   | 6.2   | 91    | 4.6   | 55    | 6.7   | 471   | 9.0         | 194   | 9.0   | 189   | 6.1   | 91    | 6.3   | 76    | 7.9   | 550   |
| What is your race?                              | White, Caucasian   | 56.3        | 1,154 | 60.1  | 1,155 | 72.7  | 1,081 | 75.9  | 991   | 64.8  | 4,381 | 56.0        | 1,129 | 58.8  | 1,261 | 70.2  | 994   | 74.0  | 865   | 63.0  | 4,249 | 52.1        | 1,065 | 57.2  | 1,139 | 71.3  | 1,020 | 70.2  | 833   | 61.0  | 4,057 |
|   | Black, African American  | 35.3        | 724   | 32.8  | 631   | 24.3  | 361   | 22.8  | 298   | 29.8  | 2,014 | 34.0        | 685   | 33.7  | 722   | 24.2  | 343   | 22.2  | 259   | 29.8  | 2,009 | 36.8        | 752   | 34.4  | 685   | 22.9  | 328   | 23.9  | 284   | 30.8  | 2,049 |
|   | American Indian or Alaska Native   | 5.7         | 116   | 4.2   | 80    | 3.2   | 48    | 3.3   | 43    | 4.2   | 287   | 4.3         | 87    | 4.0   | 86    | 2.5   | 36    | 2.3   | 27    | 3.5   | 236   | 3.7         | 76    | 3.8   | 76    | 2.7   | 39    | 2.5   | 30    | 3.3   | 221   |
|   | Asian Indian, Japanese, Native Hawaiian, Chinese, Korean, Guamanian or Chamorro, Filipino, Vietnamese, Samoan, Other Asian, Other Pacific Islander | 12.8        | 263   | 15.8  | 304   | 9.7   | 144   | 9.2   | 120   | 12.3  | 831   | 14.1        | 285   | 15.9  | 341   | 14.9  | 211   | 10.6  | 124   | 14.2  | 961   | 17.2        | 351   | 16.3  | 325   | 12.5  | 179   | 12.9  | 153   | 15.2  | 1,008 |

| Demographics (continued)  |                  |             |       |      |       |      |       |      |       |       |       |             |       |      |       |      |       |      |       |       |       |             |       |       |       |       |       |       |       |       |       |       |
|---|------------------|-------------|-------|------|-------|------|-------|------|-------|-------|-------|-------------|-------|------|-------|------|-------|------|-------|-------|-------|-------------|-------|-------|-------|-------|-------|-------|-------|-------|-------|-------|
| Question  | Response         | County 2019 |       |      |       |      |       |      |       |       |       | County 2021 |       |      |       |      |       |      |       |       |       | County 2023 |       |       |       |       |       |       |       |       |       |       |
|   |                  | 6th         |       | 8th  |       | 10th |       | 12th |       | Total |       | 6th         |       | 8th  |       | 10th |       | 12th |       | Total |       | 6th         |       | 8th   |       | 10th  |       | 12th  |       | Total |       |       |
|   |                  | %           | n     | %    | n     | %    | n     | %    | n     | %     | n     | %           | n     | %    | n     | %    | n     | %    | n     | %     | n     | %           | n     | %     | n     | %     | n     | %     | n     | %     | n     |       |
| Are you?  | Female           | 49.6        | 1,113 | 51.2 | 1,026 | 52.6 | 799   | 49.6 | 670   | 50.7  | 3,608 | 48.0        | 1,077 | 45.8 | 1,034 | 49.3 | 730   | 51.8 | 625   | 48.2  | 3,466 | 49.6        | 1,126 | 47.6  | 1,016 | 48.2  | 721   | 51.7  | 634   | 49.1  | 3,497 |       |
|   | Male             | 50.4        | 1,130 | 48.8 | 977   | 47.4 | 719   | 50.4 | 681   | 49.3  | 3,507 | 48.7        | 1,091 | 50.7 | 1,144 | 46.6 | 690   | 45.9 | 554   | 48.4  | 3,479 | 48.9        | 1,109 | 50.9  | 1,088 | 49.5  | 741   | 46.0  | 564   | 49.1  | 3,502 |       |
|   | Other            | 0.0         | 0     | 0.0  | 0     | 0.0  | 0     | 0.0  | 0     | 0.0   | 0     | 3.3         | 74    | 3.5  | 80    | 4.1  | 61    | 2.2  | 27    | 3.4   | 242   | 1.5         | 35    | 1.5   | 32    | 2.3   | 34    | 2.4   | 29    | 1.8   | 130   |       |
| Think of where you live most of the time. Which of the following people live there with you?* | Mother(s)        | 91.1        | 2,029 | 91.6 | 1,832 | 90.0 | 1,379 | 89.0 | 1,209 | 90.6  | 6,449 | 91.3        | 2,026 | 90.9 | 2,049 | 91.0 | 1,337 | 89.9 | 1,082 | 90.9  | 6,494 | 92.3        | 2,087 | 92.1  | 1,968 | 92.2  | 1,378 | 89.7  | 1,100 | 91.8  | 6,533 |       |
|   | Father(s)        | 63.6        | 1,417 | 62.1 | 1,241 | 67.8 | 1,038 | 66.3 | 901   | 64.6  | 4,597 | 67.3        | 1,492 | 64.6 | 1,455 | 67.1 | 986   | 68.3 | 822   | 66.6  | 4,755 | 69.3        | 1,568 | 67.9  | 1,451 | 72.4  | 1,082 | 66.0  | 809   | 69.0  | 4,910 |       |
|   | Stepparent(s)    | n/a         | n/a   | n/a  | n/a   | n/a  | n/a   | n/a  | n/a   | n/a   | n/a   | n/a         | n/a   | n/a  | n/a   | n/a  | n/a   | n/a  | n/a   | n/a   | n/a   | n/a         | 10.0  | 225   | 11.6  | 248   | 12.9  | 192   | 11.4  | 140   | 11.3  | 805   |
|   | Foster Parent(s) | n/a         | n/a   | n/a  | n/a   | n/a  | n/a   | n/a  | n/a   | n/a   | n/a   | n/a         | n/a   | n/a  | n/a   | n/a  | n/a   | n/a  | n/a   | n/a   | n/a   | n/a         | 0.8   | 18    | 0.5   | 11    | 0.3   | 5     | 0.2   | 2     | 0.5   | 36    |
|   | Grandparent(s)   | n/a         | n/a   | n/a  | n/a   | n/a  | n/a   | n/a  | n/a   | n/a   | n/a   | n/a         | n/a   | n/a  | n/a   | n/a  | n/a   | n/a  | n/a   | n/a   | n/a   | n/a         | 14.4  | 326   | 13.1  | 281   | 8.1   | 121   | 8.4   | 103   | 11.7  | 831   |
|   | Other Adult(s)   | 4.3         | 96    | 2.8  | 56    | 2.3  | 36    | 2.4  | 32    | 3.1   | 220   | 3.2         | 70    | 2.6  | 58    | 2.1  | 31    | 1.9  | 23    | 2.5   | 182   | 5.7         | 130   | 5.2   | 111   | 3.7   | 56    | 4.4   | 54    | 4.9   | 351   |       |
|   | Sibling(s)       | n/a         | n/a   | n/a  | n/a   | n/a  | n/a   | n/a  | n/a   | n/a   | n/a   | n/a         | n/a   | n/a  | n/a   | n/a  | n/a   | n/a  | n/a   | n/a   | n/a   | n/a         | 68.1  | 1,540 | 69.4  | 1,483 | 70.1  | 1,047 | 63.6  | 780   | 68.1  | 4,850 |
|   | Other children   | 4.4         | 99    | 4.1  | 81    | 2.7  | 42    | 3.5  | 47    | 3.8   | 269   | 3.8         | 85    | 3.0  | 67    | 3.1  | 45    | 2.1  | 25    | 3.1   | 222   | 4.4         | 100   | 3.5   | 74    | 2.5   | 38    | 2.6   | 32    | 3.4   | 244   |       |
| What is the language you use most often at home?  | English          | 84.3        | 1,830 | 86.3 | 1,700 | 90.6 | 1,379 | 90.4 | 1,222 | 87.4  | 6,131 | 83.3        | 1,832 | 84.0 | 1,872 | 87.3 | 1,279 | 88.8 | 1,066 | 85.3  | 6,049 | 81.5        | 1,798 | 81.4  | 1,721 | 88.3  | 1,312 | 87.8  | 1,072 | 84.0  | 5,903 |       |
|   | Spanish          | 8.3         | 181   | 6.4  | 127   | 4.0  | 61    | 4.2  | 57    | 6.1   | 426   | 7.7         | 169   | 7.2  | 161   | 5.3  | 77    | 4.5  | 54    | 6.5   | 461   | 8.7         | 191   | 9.1   | 193   | 5.6   | 83    | 5.6   | 68    | 7.6   | 535   |       |
|   | Another language | 7.4         | 160   | 7.2  | 142   | 5.4  | 82    | 5.4  | 73    | 6.5   | 457   | 9.0         | 199   | 8.8  | 195   | 7.4  | 109   | 6.7  | 80    | 8.2   | 583   | 9.9         | 218   | 9.5   | 200   | 6.1   | 91    | 6.6   | 81    | 8.4   | 590   |       |

| Community Domain Risk Factor: Laws and Norms Favorable Toward Drug Use   |                    |             |       |      |       |      |     |      |     |       |       |             |       |      |       |      |     |      |     |       |       |             |       |      |       |      |     |      |     |       |       |
|--|--------------------|-------------|-------|------|-------|------|-----|------|-----|-------|-------|-------------|-------|------|-------|------|-----|------|-----|-------|-------|-------------|-------|------|-------|------|-----|------|-----|-------|-------|
| Question   | Response           | County 2019 |       |      |       |      |     |      |     |       |       | County 2021 |       |      |       |      |     |      |     |       |       | County 2023 |       |      |       |      |     |      |     |       |       |
|  |                    | 6th         |       | 8th  |       | 10th |     | 12th |     | Total |       | 6th         |       | 8th  |       | 10th |     | 12th |     | Total |       | 6th         |       | 8th  |       | 10th |     | 12th |     | Total |       |
|  |                    | %           | n     | %    | n     | %    | n   | %    | n   | %     | n     | %           | n     | %    | n     | %    | n   | %    | n   | %     | n     | %           | n     | %    | n     | %    | n   | %    | n   | %     | n     |
| If a kid drank some beer, wine, or hard liquor (for example, vodka, whiskey, gin, or rum) in your neighborhood, would he or she be caught by the police? | NO!                | 12.1        | 203   | 17.8 | 293   | 22.4 | 294 | 27.9 | 335 | 19.3  | 1,125 | 9.0         | 138   | 13.2 | 241   | 19.7 | 249 | 24.4 | 253 | 15.6  | 881   | 8.3         | 159   | 12.4 | 225   | 14.4 | 186 | 20.1 | 210 | 12.8  | 780   |
|  | no                 | 25.4        | 426   | 40.5 | 665   | 53.7 | 704 | 51.9 | 624 | 41.5  | 2,419 | 25.0        | 382   | 43.5 | 793   | 53.1 | 672 | 54.6 | 567 | 42.7  | 2,414 | 30.0        | 578   | 44.5 | 809   | 53.2 | 690 | 50.6 | 528 | 42.8  | 2,605 |
|  | yes                | 34.9        | 585   | 26.7 | 438   | 17.5 | 230 | 13.6 | 164 | 24.3  | 1,417 | 39.3        | 599   | 31.8 | 579   | 20.6 | 261 | 14.6 | 152 | 28.2  | 1,591 | 38.5        | 740   | 31.6 | 576   | 23.8 | 309 | 19.8 | 207 | 30.1  | 1,832 |
|  | YES!               | 27.7        | 464   | 15.0 | 247   | 6.4  | 84  | 6.6  | 79  | 15.0  | 874   | 26.6        | 406   | 11.5 | 210   | 6.6  | 83  | 6.4  | 66  | 13.5  | 765   | 23.2        | 447   | 11.5 | 210   | 8.6  | 111 | 9.4  | 98  | 14.2  | 866   |
| If a kid smoked marijuana in your neighborhood, would he or she be caught by the police?   | NO!                | 10.8        | 180   | 16.8 | 277   | 23.6 | 311 | 30.0 | 361 | 19.3  | 1,129 | 8.7         | 132   | 12.9 | 233   | 21.7 | 274 | 24.8 | 257 | 15.9  | 896   | 7.5         | 144   | 11.9 | 217   | 15.7 | 204 | 20.6 | 215 | 12.9  | 780   |
|  | no                 | 19.4        | 324   | 35.1 | 578   | 49.9 | 658 | 47.8 | 575 | 36.5  | 2,135 | 21.4        | 326   | 39.1 | 709   | 47.9 | 604 | 51.2 | 530 | 38.5  | 2,169 | 24.2        | 462   | 39.7 | 722   | 47.4 | 616 | 48.6 | 506 | 38.0  | 2,306 |
|  | yes                | 36.4        | 609   | 29.4 | 485   | 18.4 | 243 | 15.2 | 183 | 26.0  | 1,520 | 39.7        | 605   | 33.3 | 603   | 22.8 | 288 | 17.6 | 182 | 29.8  | 1,678 | 41.0        | 783   | 34.5 | 627   | 26.9 | 350 | 20.4 | 213 | 32.5  | 1,973 |
|  | YES!               | 33.4        | 559   | 18.6 | 307   | 8.1  | 107 | 7.1  | 85  | 18.1  | 1,058 | 30.3        | 462   | 14.8 | 268   | 7.5  | 95  | 6.5  | 67  | 15.8  | 892   | 27.3        | 521   | 13.9 | 252   | 9.9  | 129 | 10.4 | 108 | 16.6  | 1,010 |
| How wrong would most adults (over 21) in your neighborhood think it was for kids your age:   |                    |             |       |      |       |      |     |      |     |       |       |             |       |      |       |      |     |      |     |       |       |             |       |      |       |      |     |      |     |       |       |
| To drink alcohol?  | Not Wrong at All   | 5.9         | 99    | 5.8  | 97    | 5.7  | 75  | 7.5  | 90  | 6.2   | 361   | 6.7         | 103   | 4.3  | 77    | 5.2  | 66  | 5.9  | 61  | 5.4   | 307   | 6.2         | 119   | 5.9  | 109   | 4.0  | 52  | 6.2  | 64  | 5.6   | 344   |
|  | A Little Bit Wrong | 4.4         | 74    | 7.6  | 127   | 16.3 | 215 | 19.7 | 235 | 11.1  | 651   | 4.7         | 73    | 9.1  | 164   | 15.9 | 202 | 22.3 | 231 | 11.8  | 670   | 5.1         | 98    | 9.0  | 164   | 14.0 | 182 | 21.8 | 227 | 11.0  | 671   |
|  | Wrong              | 15.3        | 259   | 25.5 | 424   | 35.2 | 463 | 34.3 | 410 | 26.5  | 1,556 | 18.1        | 280   | 29.2 | 528   | 33.5 | 424 | 37.9 | 393 | 28.7  | 1,625 | 18.1        | 350   | 26.4 | 484   | 35.6 | 464 | 33.7 | 350 | 27.0  | 1,648 |
|  | Very wrong         | 74.4        | 1,258 | 61.0 | 1,013 | 42.7 | 562 | 38.5 | 460 | 56.2  | 3,293 | 70.5        | 1,092 | 57.5 | 1,041 | 45.4 | 575 | 34.0 | 353 | 54.1  | 3,061 | 70.6        | 1,362 | 58.7 | 1,075 | 46.4 | 605 | 38.3 | 398 | 56.4  | 3,440 |

\*The Pennsylvania Youth Survey (PAYS) was significantly revised from 2021 to 2023. Trend data are reported in this report when the data are comparable. When cells include an "n/a" notation, it means the question was either not asked in a previous administration or the question was revised in a way that the 2023 data are not directly comparable. Please note that any question with an \* at the end designates a question and/or response option that was part of this 2023 survey revision. Please see Appendix B of your Profile Report for a description of changes

### Community Domain Risk Factor: Laws and Norms Favorable Toward Drug Use (continued)

| Question   | Response           | County 2019 |       |      |       |      |     |      |     |       |       | County 2021 |       |      |       |      |     |      |     |       |       | County 2023 |       |      |       |      |     |      |     |       |       |
|--|--------------------|-------------|-------|------|-------|------|-----|------|-----|-------|-------|-------------|-------|------|-------|------|-----|------|-----|-------|-------|-------------|-------|------|-------|------|-----|------|-----|-------|-------|
|  |                    | 6th         |       | 8th  |       | 10th |     | 12th |     | Total |       | 6th         |       | 8th  |       | 10th |     | 12th |     | Total |       | 6th         |       | 8th  |       | 10th |     | 12th |     | Total |       |
|  |                    | %           | n     | %    | n     | %    | n   | %    | n   | %     | n     | %           | n     | %    | n     | %    | n   | %    | n   | %     | n     | %           | n     | %    | n     | %    | n   | %    | n   | %     | n     |
| How wrong would most adults (over 21) in your neighborhood think it was for kids your age: |                    |             |       |      |       |      |     |      |     |       |       |             |       |      |       |      |     |      |     |       |       |             |       |      |       |      |     |      |     |       |       |
| To smoke cigarettes?   | Not Wrong at All   | 5.4         | 90    | 4.8  | 80    | 4.9  | 64  | 5.9  | 70  | 5.2   | 304   | 6.4         | 98    | 4.3  | 77    | 5.0  | 63  | 4.4  | 45  | 5.0   | 283   | 6.5         | 125   | 6.0  | 109   | 3.7  | 48  | 5.5  | 57  | 5.6   | 339   |
|  | A Little Bit Wrong | 3.7         | 61    | 5.7  | 94    | 8.2  | 107 | 10.2 | 122 | 6.6   | 384   | 3.3         | 50    | 5.6  | 101   | 9.0  | 114 | 11.8 | 122 | 6.9   | 387   | 3.6         | 69    | 6.3  | 114   | 6.6  | 86  | 10.4 | 108 | 6.2   | 377   |
|  | Wrong              | 13.5        | 225   | 20.2 | 334   | 27.5 | 361 | 29.5 | 352 | 21.8  | 1,272 | 14.6        | 223   | 25.5 | 459   | 27.2 | 344 | 33.7 | 348 | 24.4  | 1,374 | 12.9        | 249   | 21.4 | 389   | 29.8 | 386 | 31.5 | 328 | 22.2  | 1,352 |
|  | Very wrong         | 77.5        | 1,292 | 69.2 | 1,144 | 59.5 | 780 | 54.4 | 649 | 66.4  | 3,865 | 75.8        | 1,159 | 64.7 | 1,166 | 58.8 | 745 | 50.1 | 518 | 63.7  | 3,588 | 77.0        | 1,484 | 66.4 | 1,208 | 59.9 | 777 | 52.7 | 549 | 66.0  | 4,018 |
| How wrong would most adults (over 21) in your neighborhood think it was for kids your age: |                    |             |       |      |       |      |     |      |     |       |       |             |       |      |       |      |     |      |     |       |       |             |       |      |       |      |     |      |     |       |       |
| To use marijuana?  | Not Wrong at All   | 5.2         | 87    | 6.5  | 107   | 7.3  | 96  | 7.6  | 90  | 6.5   | 380   | 6.1         | 93    | 4.8  | 87    | 6.7  | 85  | 7.1  | 73  | 6.0   | 338   | 6.2         | 118   | 6.5  | 118   | 4.7  | 61  | 8.6  | 89  | 6.4   | 386   |
|  | A Little Bit Wrong | 3.1         | 52    | 5.9  | 98    | 12.2 | 160 | 15.7 | 187 | 8.6   | 497   | 2.9         | 45    | 6.4  | 115   | 10.6 | 134 | 15.7 | 162 | 8.1   | 456   | 1.8         | 34    | 6.1  | 111   | 10.0 | 129 | 14.9 | 155 | 7.1   | 429   |
|  | Wrong              | 9.3         | 154   | 18.4 | 304   | 27.9 | 365 | 27.9 | 332 | 19.9  | 1,155 | 11.2        | 172   | 21.2 | 381   | 26.8 | 338 | 32.1 | 332 | 21.7  | 1,223 | 10.2        | 195   | 19.6 | 357   | 25.0 | 324 | 28.7 | 298 | 19.4  | 1,174 |
|  | Very wrong         | 82.4        | 1,368 | 69.1 | 1,139 | 52.6 | 689 | 48.8 | 580 | 65.0  | 3,776 | 79.7        | 1,220 | 67.6 | 1,218 | 55.9 | 705 | 45.2 | 468 | 64.2  | 3,611 | 81.8        | 1,562 | 67.8 | 1,232 | 60.3 | 782 | 47.9 | 498 | 67.2  | 4,074 |

### Community Domain Risk Factor: Low Neighborhood Attachment

| Question  | Response | County 2019 |     |      |     |      |     |      |     |       |       | County 2021 |     |      |       |      |     |      |     |       |       | County 2023 |     |      |       |      |     |      |     |       |       |
|---|----------|-------------|-----|------|-----|------|-----|------|-----|-------|-------|-------------|-----|------|-------|------|-----|------|-----|-------|-------|-------------|-----|------|-------|------|-----|------|-----|-------|-------|
|   |          | 6th         |     | 8th  |     | 10th |     | 12th |     | Total |       | 6th         |     | 8th  |       | 10th |     | 12th |     | Total |       | 6th         |     | 8th  |       | 10th |     | 12th |     | Total |       |
|   |          | %           | n   | %    | n   | %    | n   | %    | n   | %     | n     | %           | n   | %    | n     | %    | n   | %    | n   | %     | n     | %           | n   | %    | n     | %    | n   | %    | n   | %     | n     |
| I like my neighborhood  | NO!      | 8.3         | 146 | 10.3 | 176 | 9.2  | 124 | 9.1  | 110 | 9.2   | 556   | 7.9         | 126 | 7.5  | 141   | 8.6  | 110 | 8.1  | 85  | 8.0   | 462   | 7.7         | 151 | 7.4  | 137   | 6.4  | 84  | 8.0  | 84  | 7.4   | 456   |
|   | no       | 11.1        | 195 | 14.2 | 242 | 14.2 | 191 | 13.2 | 160 | 13.1  | 788   | 12.4        | 197 | 15.6 | 292   | 14.9 | 192 | 13.6 | 143 | 14.2  | 824   | 12.2        | 238 | 14.3 | 265   | 14.9 | 196 | 15.1 | 159 | 13.9  | 858   |
|   | yes      | 41.3        | 727 | 47.0 | 800 | 52.5 | 704 | 54.8 | 662 | 48.1  | 2,893 | 45.1        | 716 | 53.6 | 1,001 | 55.8 | 717 | 59.2 | 623 | 52.7  | 3,057 | 47.5        | 927 | 54.6 | 1,012 | 57.8 | 760 | 56.3 | 594 | 53.3  | 3,293 |
|   | YES!     | 39.3        | 691 | 28.5 | 485 | 24.0 | 322 | 22.9 | 277 | 29.5  | 1,775 | 34.6        | 549 | 23.3 | 435   | 20.8 | 267 | 19.2 | 202 | 25.1  | 1,453 | 32.6        | 637 | 23.7 | 438   | 21.0 | 276 | 20.7 | 219 | 25.4  | 1,570 |
| I'd like to get out of my neighborhood                        | NO!      | 44.0        | 767 | 34.1 | 577 | 30.7 | 410 | 29.4 | 353 | 35.3  | 2,107 | 43.4        | 679 | 33.1 | 615   | 28.6 | 366 | 26.1 | 273 | 33.6  | 1,933 | 44.5        | 859 | 32.8 | 606   | 29.8 | 393 | 25.4 | 268 | 34.6  | 2,126 |
|   | no       | 31.7        | 554 | 36.3 | 615 | 40.2 | 538 | 36.6 | 440 | 35.9  | 2,147 | 34.0        | 533 | 39.2 | 729   | 40.1 | 514 | 36.7 | 384 | 37.6  | 2,160 | 33.5        | 647 | 38.9 | 718   | 43.7 | 576 | 37.6 | 396 | 38.0  | 2,337 |
|   | yes      | 14.2        | 248 | 18.4 | 311 | 19.6 | 262 | 21.5 | 258 | 18.1  | 1,079 | 13.2        | 207 | 17.8 | 330   | 21.7 | 278 | 24.8 | 259 | 18.7  | 1,074 | 14.3        | 276 | 21.2 | 391   | 18.5 | 244 | 23.2 | 245 | 18.8  | 1,156 |
|   | YES!     | 10.1        | 176 | 11.2 | 190 | 9.5  | 127 | 12.6 | 151 | 10.8  | 644   | 9.4         | 147 | 10.0 | 185   | 9.6  | 123 | 12.4 | 130 | 10.2  | 585   | 7.7         | 149 | 7.1  | 132   | 7.9  | 104 | 13.8 | 145 | 8.6   | 530   |
| If I had to move, I would miss the neighborhood I now live in | NO!      | 11.3        | 196 | 13.4 | 229 | 12.0 | 161 | 13.3 | 161 | 12.5  | 747   | 11.7        | 186 | 11.4 | 213   | 11.6 | 149 | 11.7 | 123 | 11.6  | 671   | 10.1        | 197 | 10.6 | 196   | 9.0  | 119 | 12.8 | 135 | 10.5  | 647   |
|   | no       | 15.0        | 262 | 21.9 | 373 | 23.2 | 310 | 24.1 | 291 | 20.6  | 1,236 | 15.5        | 247 | 22.0 | 412   | 23.7 | 304 | 28.6 | 300 | 21.8  | 1,263 | 15.2        | 296 | 22.6 | 419   | 23.1 | 305 | 25.4 | 268 | 20.8  | 1,288 |
|   | yes      | 29.9        | 521 | 33.1 | 563 | 39.0 | 522 | 40.0 | 483 | 34.9  | 2,089 | 31.4        | 500 | 37.4 | 701   | 43.5 | 558 | 42.4 | 445 | 38.0  | 2,204 | 34.7        | 675 | 38.4 | 714   | 44.4 | 586 | 42.8 | 452 | 39.3  | 2,427 |
|   | YES!     | 43.8        | 762 | 31.6 | 538 | 25.8 | 345 | 22.6 | 273 | 32.0  | 1,918 | 41.3        | 657 | 29.2 | 548   | 21.3 | 273 | 17.3 | 181 | 28.6  | 1,659 | 39.9        | 777 | 28.4 | 528   | 23.5 | 310 | 19.0 | 201 | 29.4  | 1,816 |

## Community Domain Risk Factor: Perceived Availability of Drugs and Handguns

| Question  | Response     | County 2019 |       |      |       |      |     |      |     |       |       | County 2021 |       |      |       |      |       |      |     |       |       | County 2023 |       |      |       |      |       |      |     |       |       |
|---|--------------|-------------|-------|------|-------|------|-----|------|-----|-------|-------|-------------|-------|------|-------|------|-------|------|-----|-------|-------|-------------|-------|------|-------|------|-------|------|-----|-------|-------|
|   |              | 6th         |       | 8th  |       | 10th |     | 12th |     | Total |       | 6th         |       | 8th  |       | 10th |       | 12th |     | Total |       | 6th         |       | 8th  |       | 10th |       | 12th |     | Total |       |
|   |              | %           | n     | %    | n     | %    | n   | %    | n   | %     | n     | %           | n     | %    | n     | %    | n     | %    | n   | %     | n     | %           | n     | %    | n     | %    | n     | %    | n   | %     | n     |
| How easy would it be for you to get any, if you wanted to get any of the following: |              |             |       |      |       |      |     |      |     |       |       |             |       |      |       |      |       |      |     |       |       |             |       |      |       |      |       |      |     |       |       |
| Beer, wine, or hard liquor (for example, vodka, whiskey, gin, or rum)?              | Very hard    | 72.1        | 1,215 | 51.9 | 869   | 27.7 | 369 | 22.0 | 267 | 46.1  | 2,720 | 73.6        | 1,129 | 52.2 | 954   | 32.5 | 414   | 25.1 | 262 | 48.6  | 2,759 | 68.5        | 1,303 | 53.8 | 984   | 40.2 | 529   | 31.6 | 334 | 51.6  | 3,150 |
|   | Sort of hard | 13.6        | 230   | 17.6 | 295   | 19.4 | 259 | 17.6 | 213 | 16.9  | 997   | 12.7        | 195   | 19.3 | 352   | 21.2 | 270   | 17.4 | 181 | 17.6  | 998   | 16.1        | 307   | 20.6 | 377   | 22.5 | 296   | 20.7 | 219 | 19.6  | 1,199 |
|   | Sort of easy | 7.3         | 123   | 17.1 | 287   | 25.9 | 345 | 28.3 | 343 | 18.6  | 1,098 | 8.1         | 125   | 16.5 | 301   | 22.6 | 288   | 26.8 | 279 | 17.5  | 993   | 8.6         | 164   | 15.4 | 281   | 20.9 | 275   | 25.5 | 269 | 16.2  | 989   |
|   | Very easy    | 6.9         | 117   | 13.3 | 223   | 27.1 | 361 | 32.1 | 389 | 18.5  | 1,090 | 5.6         | 86    | 12.0 | 220   | 23.6 | 301   | 30.7 | 320 | 16.3  | 927   | 6.8         | 129   | 10.3 | 188   | 16.4 | 216   | 22.2 | 234 | 12.6  | 767   |
| How easy would it be for you to get any, if you wanted to get any of the following: |              |             |       |      |       |      |     |      |     |       |       |             |       |      |       |      |       |      |     |       |       |             |       |      |       |      |       |      |     |       |       |
| Cigarettes?   | Very hard    | 82.1        | 1,371 | 68.1 | 1,139 | 46.7 | 622 | 37.8 | 457 | 61.0  | 3,589 | 80.7        | 1,227 | 67.8 | 1,236 | 53.3 | 678   | 43.1 | 447 | 63.5  | 3,588 | 78.0        | 1,480 | 67.8 | 1,234 | 59.0 | 777   | 50.3 | 528 | 66.0  | 4,019 |
|   | Sort of hard | 6.7         | 112   | 13.2 | 221   | 20.0 | 266 | 15.5 | 188 | 13.4  | 787   | 8.8         | 134   | 15.6 | 285   | 18.9 | 240   | 20.2 | 209 | 15.4  | 868   | 11.4        | 217   | 14.8 | 270   | 20.1 | 265   | 20.4 | 214 | 15.9  | 966   |
|   | Sort of easy | 5.0         | 84    | 8.9  | 149   | 17.9 | 239 | 17.4 | 210 | 11.6  | 682   | 5.1         | 78    | 7.7  | 141   | 14.8 | 188   | 19.2 | 199 | 10.7  | 606   | 4.9         | 93    | 9.2  | 167   | 12.0 | 158   | 15.4 | 162 | 9.5   | 580   |
|   | Very easy    | 6.1         | 102   | 9.8  | 164   | 15.5 | 206 | 29.3 | 355 | 14.1  | 827   | 5.3         | 81    | 8.8  | 160   | 13.1 | 167   | 17.5 | 181 | 10.4  | 589   | 5.7         | 108   | 8.2  | 150   | 8.8  | 116   | 13.9 | 146 | 8.5   | 520   |
| How easy would it be for you to get any, if you wanted to get any of the following: |              |             |       |      |       |      |     |      |     |       |       |             |       |      |       |      |       |      |     |       |       |             |       |      |       |      |       |      |     |       |       |
| A handgun?  | Very hard    | 85.3        | 1,417 | 77.5 | 1,292 | 69.7 | 928 | 68.1 | 821 | 76.0  | 4,458 | 84.8        | 1,287 | 78.3 | 1,424 | 73.3 | 928   | 67.9 | 705 | 77.0  | 4,344 | 82.1        | 1,547 | 75.5 | 1,381 | 74.9 | 983   | 73.1 | 769 | 77.0  | 4,680 |
|   | Sort of hard | 6.8         | 113   | 10.9 | 181   | 15.6 | 207 | 15.0 | 181 | 11.6  | 682   | 8.2         | 125   | 11.6 | 211   | 13.0 | 165   | 15.4 | 160 | 11.7  | 661   | 8.7         | 164   | 12.7 | 232   | 12.9 | 169   | 11.8 | 124 | 11.3  | 689   |
|   | Sort of easy | 3.8         | 63    | 6.4  | 106   | 7.7  | 102 | 9.0  | 108 | 6.5   | 379   | 3.4         | 52    | 6.2  | 112   | 7.8  | 99    | 9.2  | 96  | 6.4   | 359   | 4.1         | 77    | 5.7  | 104   | 5.6  | 74    | 6.8  | 72  | 5.4   | 327   |
|   | Very easy    | 4.2         | 69    | 5.3  | 89    | 7.1  | 94  | 7.9  | 95  | 5.9   | 347   | 3.5         | 53    | 3.9  | 71    | 5.8  | 74    | 7.5  | 78  | 4.9   | 276   | 5.1         | 96    | 6.1  | 111   | 6.6  | 86    | 8.3  | 87  | 6.3   | 380   |
| How easy would it be for you to get any, if you wanted to get any of the following: |              |             |       |      |       |      |     |      |     |       |       |             |       |      |       |      |       |      |     |       |       |             |       |      |       |      |       |      |     |       |       |
| A drug like cocaine, LSD, heroin, or amphetamines?                                  | Very hard    | 93.6        | 1,549 | 87.9 | 1,465 | 72.6 | 963 | 67.2 | 809 | 81.8  | 4,786 | 91.9        | 1,403 | 89.2 | 1,622 | 79.5 | 1,010 | 70.8 | 736 | 84.3  | 4,771 | 90.3        | 1,707 | 88.7 | 1,611 | 83.5 | 1,095 | 77.7 | 817 | 86.2  | 5,230 |
|   | Sort of hard | 2.4         | 39    | 6.7  | 111   | 14.9 | 197 | 17.5 | 211 | 9.5   | 558   | 4.0         | 61    | 5.7  | 104   | 12.0 | 152   | 15.8 | 164 | 8.5   | 481   | 4.7         | 89    | 6.1  | 110   | 9.5  | 125   | 12.7 | 134 | 7.5   | 458   |
|   | Sort of easy | 1.3         | 22    | 2.3  | 39    | 8.0  | 106 | 8.1  | 98  | 4.5   | 265   | 1.2         | 19    | 1.9  | 34    | 4.4  | 56    | 7.4  | 77  | 3.3   | 186   | 1.8         | 34    | 1.9  | 35    | 3.8  | 50    | 4.8  | 50  | 2.8   | 169   |
|   | Very easy    | 2.7         | 45    | 3.1  | 52    | 4.5  | 60  | 7.1  | 86  | 4.2   | 243   | 2.9         | 44    | 3.2  | 59    | 4.2  | 53    | 6.1  | 63  | 3.9   | 219   | 3.2         | 60    | 3.4  | 61    | 3.2  | 42    | 4.8  | 50  | 3.5   | 213   |
| How easy would it be for you to get any, if you wanted to get any of the following: |              |             |       |      |       |      |     |      |     |       |       |             |       |      |       |      |       |      |     |       |       |             |       |      |       |      |       |      |     |       |       |
| Marijuana?  | Very hard    | 90.8        | 1,495 | 72.5 | 1,205 | 42.4 | 562 | 32.3 | 389 | 62.5  | 3,651 | 89.5        | 1,352 | 76.6 | 1,382 | 54.0 | 683   | 37.7 | 389 | 67.8  | 3,806 | 87.3        | 1,642 | 76.6 | 1,396 | 61.4 | 803   | 45.1 | 474 | 71.2  | 4,315 |
|   | Sort of hard | 3.9         | 65    | 9.8  | 163   | 15.7 | 208 | 13.9 | 168 | 10.3  | 604   | 5.0         | 76    | 10.0 | 181   | 14.8 | 187   | 14.0 | 145 | 10.5  | 589   | 6.4         | 121   | 9.9  | 181   | 14.0 | 183   | 15.0 | 158 | 10.6  | 643   |
|   | Sort of easy | 2.1         | 34    | 7.8  | 129   | 17.4 | 230 | 18.4 | 222 | 10.5  | 615   | 2.3         | 34    | 6.0  | 109   | 13.0 | 164   | 18.2 | 188 | 8.8   | 495   | 2.3         | 44    | 6.0  | 109   | 12.0 | 157   | 16.5 | 173 | 8.0   | 483   |
|   | Very easy    | 3.2         | 52    | 9.9  | 164   | 24.5 | 325 | 35.4 | 427 | 16.6  | 968   | 3.2         | 48    | 7.4  | 133   | 18.2 | 230   | 30.1 | 311 | 12.9  | 722   | 3.9         | 74    | 7.5  | 136   | 12.6 | 165   | 23.3 | 245 | 10.2  | 620   |
| How easy would it be for you to get any, if you wanted to get any of the following: |              |             |       |      |       |      |     |      |     |       |       |             |       |      |       |      |       |      |     |       |       |             |       |      |       |      |       |      |     |       |       |
| Prescription drugs not prescribed to you?   | Very hard    | 79.4        | 1,578 | 62.1 | 1,176 | 42.3 | 624 | 41.8 | 544 | 58.9  | 3,922 | 76.3        | 1,485 | 61.6 | 1,309 | 47.7 | 674   | 43.7 | 512 | 59.8  | 3,980 | 75.9        | 1,431 | 63.3 | 1,154 | 59.0 | 775   | 59.1 | 618 | 65.6  | 3,978 |
|   | Sort of hard | 10.5        | 209   | 19.8 | 375   | 25.4 | 375 | 23.8 | 310 | 19.1  | 1,269 | 13.7        | 267   | 20.2 | 428   | 26.2 | 370   | 26.1 | 306 | 20.6  | 1,371 | 11.5        | 217   | 16.9 | 308   | 17.8 | 234   | 18.1 | 189 | 15.6  | 948   |
|   | Sort of easy | 6.5         | 130   | 10.9 | 207   | 19.6 | 289 | 21.0 | 273 | 13.5  | 899   | 6.8         | 133   | 12.1 | 256   | 16.4 | 232   | 19.6 | 229 | 12.8  | 850   | 5.3         | 100   | 9.9  | 181   | 12.3 | 162   | 13.1 | 137 | 9.6   | 580   |
|   | Very easy    | 3.6         | 71    | 7.2  | 136   | 12.7 | 188 | 13.3 | 173 | 8.5   | 568   | 3.2         | 62    | 6.2  | 131   | 9.8  | 138   | 10.6 | 124 | 6.8   | 455   | 7.3         | 137   | 9.8  | 179   | 10.9 | 143   | 9.8  | 102 | 9.2   | 561   |

**Community Domain Risk Factor: Perceived Availability of Drugs and Handguns (continued)**

| Question   | Response   | County 2019 |       |      |       |      |       |      |     |       |       | County 2021 |       |      |       |      |       |      |      |       |       | County 2023 |       |      |       |      |       |      |       |       |       |
|--|--|-------------|-------|------|-------|------|-------|------|-----|-------|-------|-------------|-------|------|-------|------|-------|------|------|-------|-------|-------------|-------|------|-------|------|-------|------|-------|-------|-------|
|  |  | 6th         |       | 8th  |       | 10th |       | 12th |     | Total |       | 6th         |       | 8th  |       | 10th |       | 12th |      | Total |       | 6th         |       | 8th  |       | 10th |       | 12th |       | Total |       |
|  |  | %           | n     | %    | n     | %    | n     | %    | n   | %     | n     | %           | n     | %    | n     | %    | n     | %    | n    | %     | n     | %           | n     | %    | n     | %    | n     | %    | n     | %     | n     |
| If you drank alcohol during the past 12 months, how did you usually get it? (Please note the data reported here are of ALL students, including non-users. Profile reports produced for PAYS report these data only of past-year users. Because these data are of ALL students, the numbers and percentages here will not align with the data presented in your profile report. In 2021/2023, this question involved skip logic, and students reporting that they had not used alcohol in their lifetime were not shown this question. In the data, those not using in their lifetime were recoded as "Did not drink any alcohol" for this item.) | Did not drink any alcohol  | 95.3        | 1,277 | 88.5 | 1,197 | 67.9 | 733   | 56.7 | 565 | 79.1  | 3,772 | 97.6        | 2,020 | 93.1 | 1,925 | 80.5 | 1,092 | 64.9 | 679  | 87.4  | 5,716 | 97.8        | 1,986 | 93.2 | 1,787 | 86.7 | 1,170 | 74.6 | 778   | 90.2  | 5,721 |
|  | Bought it in a store   | 0.7         | 9     | 0.6  | 8     | 0.9  | 10    | 1.6  | 16  | 0.9   | 43    | 1.3         | 3     | 0.5  | 2     | 1.8  | 9     | 4.0  | 21   | 2.1   | 35    | 0.1         | 2     | 0.2  | 3     | 0.3  | 4     | 1.4  | 15    | 0.4   | 24    |
|  | Bought it at a restaurant, bar or club   | 0.4         | 5     | 0.5  | 7     | 0.7  | 8     | 1.4  | 14  | 0.7   | 34    | 0.9         | 2     | 0.2  | 1     | 0.8  | 4     | 1.0  | 5    | 0.7   | 12    | 0.0         | 1     | 0.2  | 3     | 0.3  | 4     | 0.6  | 6     | 0.2   | 14    |
|  | Bought it at a public event such as a concert or sporting event                | 0.5         | 7     | 0.6  | 8     | 0.6  | 6     | 2.0  | 20  | 0.9   | 41    | 0.4         | 1     | 0.5  | 2     | 1.6  | 8     | 2.1  | 11   | 1.3   | 22    | 0.0         | 1     | 0.1  | 2     | 0.1  | 2     | 0.4  | 4     | 0.1   | 9     |
|  | Gave someone money to buy it for me  | 1.2         | 16    | 1.6  | 21    | 8.3  | 90    | 16.3 | 162 | 6.1   | 289   | 0.4         | 1     | 1.9  | 8     | 10.4 | 51    | 22.5 | 118  | 10.8  | 178   | 0.2         | 4     | 0.2  | 4     | 1.4  | 19    | 5.8  | 60    | 1.4   | 87    |
|  | Parents/caregivers provided it to me   | 2.2         | 30    | 3.6  | 49    | 7.3  | 79    | 11.0 | 110 | 5.6   | 268   | 14.8        | 33    | 13.0 | 54    | 15.5 | 76    | 21.2 | 111  | 16.6  | 274   | 1.0         | 20    | 3.1  | 60    | 4.5  | 61    | 6.5  | 68    | 3.3   | 209   |
|  | Friends' parents/caregivers provided it to me                                  | 0.7         | 9     | 1.7  | 23    | 6.6  | 71    | 8.1  | 81  | 3.9   | 184   | 3.1         | 7     | 2.2  | 9     | 12.5 | 61    | 14.1 | 74   | 9.1   | 151   | 0.2         | 5     | 0.6  | 11    | 2.3  | 31    | 4.5  | 47    | 1.5   | 94    |
|  | Friends, brothers, or sisters over 21 provided it to me                        | 0.7         | 10    | 1.5  | 20    | 7.1  | 77    | 14.9 | 148 | 5.3   | 255   | 4.0         | 9     | 3.4  | 14    | 14.3 | 70    | 28.6 | 150  | 14.7  | 243   | 0.3         | 6     | 0.9  | 17    | 1.9  | 25    | 6.9  | 72    | 1.9   | 120   |
|  | Friends, brothers, or sisters under 21 provided it to me                       | 0.7         | 10    | 1.5  | 20    | 6.5  | 70    | 7.2  | 72  | 3.6   | 172   | 0.4         | 1     | 4.6  | 19    | 13.7 | 67    | 18.5 | 97   | 11.1  | 184   | 0.2         | 4     | 0.4  | 7     | 2.7  | 36    | 6.5  | 68    | 1.8   | 115   |
|  | Other relatives (uncles, aunts, cousins, grandparents, etc.) provided it to me | 1.3         | 18    | 2.2  | 30    | 4.2  | 45    | 4.3  | 43  | 2.9   | 136   | 4.9         | 11    | 7.9  | 33    | 7.0  | 34    | 11.5 | 60   | 8.4   | 138   | 0.4         | 8     | 0.9  | 18    | 2.2  | 30    | 2.8  | 29    | 1.3   | 85    |
|  | Other source provided it to me   | 1.1         | 15    | 2.0  | 27    | 6.8  | 73    | 8.4  | 84  | 4.2   | 199   | 1.8         | 4     | 6.0  | 25    | 11.5 | 56    | 16.4 | 86   | 10.4  | 171   | 0.0         | 1     | 0.7  | 13    | 2.3  | 31    | 4.6  | 48    | 1.5   | 93    |
| Took without permission, stole, or found it (my home, friend's home, store, etc.)  | 1.4  | 19          | 4.9   | 66   | 12.4  | 134  | 12.0  | 120  | 7.1 | 339   | 5.8   | 13          | 12.5  | 52   | 22.7  | 111  | 17.0  | 89   | 16.0 | 265   | 0.6   | 13          | 2.7   | 52   | 4.5   | 61   | 7.8   | 81   | 3.3   | 207   |       |
| If you used any prescription drugs without a prescription during the last 12 months, how did you get them? (Please note the data reported here are of ALL students, including non-users. Profile reports produced for PAYS report these data only of past-year users. Because these data are of ALL students, the numbers and percentages here will not align with the data presented in your profile report)  | I did not take any prescription drugs without a doctor's prescription          | 97.5        | 1,274 | 97.4 | 1,302 | 95.6 | 1,037 | 96.0 | 957 | 96.7  | 4,570 | 97.1        | 1,354 | 95.6 | 1,575 | 96.4 | 1,118 | 96.5 | 889  | 96.3  | 4,936 | 99.3        | 2,157 | 99.4 | 2,041 | 99.5 | 1,448 | 99.2 | 1,172 | 99.3  | 6,818 |
|  | Took them from a family member living in my home                               | 1.4         | 18    | 1.5  | 20    | 2.1  | 23    | 1.4  | 14  | 1.6   | 75    | 1.9         | 27    | 2.3  | 38    | 3.0  | 35    | 1.6  | 15   | 2.2   | 115   | 0.4         | 8     | 0.2  | 4     | 0.2  | 3     | 0.5  | 6     | 0.3   | 21    |
|  | Took them from other relatives not living in my home                           | 0.5         | 7     | 0.4  | 5     | 0.5  | 5     | 0.4  | 4   | 0.4   | 21    | 0.4         | 5     | 0.7  | 11    | 0.6  | 7     | 0.8  | 7    | 0.6   | 30    | 0.1         | 3     | 0.1  | 3     | 0.1  | 1     | 0.1  | 1     | 0.1   | 8     |
|  | Took them from someone not related to me                                       | 0.4         | 5     | 0.2  | 3     | 0.4  | 4     | 0.6  | 6   | 0.4   | 18    | 0.3         | 4     | 0.3  | 5     | 0.7  | 8     | 0.4  | 4    | 0.4   | 21    | 0.1         | 2     | 0.0  | 1     | 0.0  | 0     | 0.2  | 2     | 0.1   | 5     |
|  | A friend or family member gave them to me                                      | 0.9         | 12    | 0.7  | 9     | 1.9  | 21    | 1.3  | 13  | 1.2   | 55    | 1.4         | 19    | 1.9  | 31    | 1.9  | 22    | 1.5  | 14   | 1.7   | 86    | 0.1         | 2     | 0.2  | 4     | 0.2  | 3     | 0.3  | 4     | 0.2   | 13    |
|  | Bought them from someone   | 0.2         | 3     | 0.4  | 6     | 1.7  | 18    | 1.5  | 15  | 0.9   | 42    | 0.4         | 6     | 0.5  | 8     | 1.2  | 14    | 1.1  | 10   | 0.7   | 38    | 0.0         | 0     | 0.1  | 2     | 0.1  | 1     | 0.0  | 0     | 0.0   | 3     |
|  | Ordered them over the Internet   | 0.5         | 7     | 0.3  | 4     | 0.3  | 3     | 0.3  | 3   | 0.4   | 17    | 0.6         | 9     | 0.7  | 11    | 1.2  | 14    | 0.4  | 4    | 0.7   | 38    | 0.0         | 1     | 0.1  | 3     | 0.1  | 1     | 0.0  | 0     | 0.1   | 5     |



### Community Domain Risk Factor: Perceived Availability of Drugs and Handguns (continued)

| Question  | Response                               | County 2019 |     |     |     |      |     |      |     |       |     | County 2021 |     |     |     |      |     |      |     |       |     | County 2023 |      |       |      |       |      |       |      |       |      |       |
|---|--|-------------|-----|-----|-----|------|-----|------|-----|-------|-----|-------------|-----|-----|-----|------|-----|------|-----|-------|-----|-------------|------|-------|------|-------|------|-------|------|-------|------|-------|
|   |  | 6th         |     | 8th |     | 10th |     | 12th |     | Total |     | 6th         |     | 8th |     | 10th |     | 12th |     | Total |     | 6th         |      | 8th   |      | 10th  |      | 12th  |      | Total |      |       |
|   |  | %           | n   | %   | n   | %    | n   | %    | n   | %     | n   | %           | n   | %   | n   | %    | n   | %    | n   | %     | n   | %           | n    | %     | n    | %     | n    | %     | n    | %     | n    |       |
| If you used an electronic vapor product such as a vape or e-cigarette in the past year, how did you usually get it? | Did not use electronic vapor product   | n/a         | n/a | n/a | n/a | n/a  | n/a | n/a  | n/a | n/a   | n/a | n/a         | n/a | n/a | n/a | n/a  | n/a | n/a  | n/a | n/a   | n/a | n/a         | 96.4 | 2,129 | 90.1 | 1,882 | 88.1 | 1,287 | 80.1 | 960   | 90.0 | 6,258 |
|   | A friend gave it to me for free        | n/a         | n/a | n/a | n/a | n/a  | n/a | n/a  | n/a | n/a   | n/a | n/a         | n/a | n/a | n/a | n/a  | n/a | n/a  | n/a | n/a   | n/a | n/a         | 1.1  | 24    | 4.9  | 102   | 5.4  | 79    | 7.8  | 94    | 4.3  | 299   |
|   | A family member gave it to me for free | n/a         | n/a | n/a | n/a | n/a  | n/a | n/a  | n/a | n/a   | n/a | n/a         | n/a | n/a | n/a | n/a  | n/a | n/a  | n/a | n/a   | n/a | n/a         | 0.6  | 14    | 1.3  | 27    | 1.3  | 19    | 1.7  | 20    | 1.2  | 80    |
|   | I bought it from someone under 21      | n/a         | n/a | n/a | n/a | n/a  | n/a | n/a  | n/a | n/a   | n/a | n/a         | n/a | n/a | n/a | n/a  | n/a | n/a  | n/a | n/a   | n/a | n/a         | 0.3  | 6     | 0.8  | 17    | 1.0  | 15    | 2.0  | 24    | 0.9  | 62    |
|   | I bought it from someone over 21       | n/a         | n/a | n/a | n/a | n/a  | n/a | n/a  | n/a | n/a   | n/a | n/a         | n/a | n/a | n/a | n/a  | n/a | n/a  | n/a | n/a   | n/a | n/a         | 0.1  | 2     | 0.6  | 13    | 1.1  | 16    | 2.8  | 33    | 0.9  | 64    |
|   | I bought it from a store               | n/a         | n/a | n/a | n/a | n/a  | n/a | n/a  | n/a | n/a   | n/a | n/a         | n/a | n/a | n/a | n/a  | n/a | n/a  | n/a | n/a   | n/a | n/a         | 0.2  | 4     | 0.9  | 18    | 2.6  | 38    | 6.0  | 72    | 1.9  | 132   |
|   | I bought it on the Internet            | n/a         | n/a | n/a | n/a | n/a  | n/a | n/a  | n/a | n/a   | n/a | n/a         | n/a | n/a | n/a | n/a  | n/a | n/a  | n/a | n/a   | n/a | n/a         | 0.0  | 0     | 0.4  | 8     | 0.5  | 8     | 1.2  | 14    | 0.4  | 30    |
|   | I gave someone money to buy it for me  | n/a         | n/a | n/a | n/a | n/a  | n/a | n/a  | n/a | n/a   | n/a | n/a         | n/a | n/a | n/a | n/a  | n/a | n/a  | n/a | n/a   | n/a | n/a         | 0.2  | 4     | 1.1  | 24    | 1.8  | 27    | 3.4  | 41    | 1.4  | 96    |
|   | I took it from someone                 | n/a         | n/a | n/a | n/a | n/a  | n/a | n/a  | n/a | n/a   | n/a | n/a         | n/a | n/a | n/a | n/a  | n/a | n/a  | n/a | n/a   | n/a | n/a         | 0.8  | 17    | 1.6  | 33    | 1.0  | 15    | 1.5  | 18    | 1.2  | 83    |
|   | Other source not listed here           | n/a         | n/a | n/a | n/a | n/a  | n/a | n/a  | n/a | n/a   | n/a | n/a         | n/a | n/a | n/a | n/a  | n/a | n/a  | n/a | n/a   | n/a | n/a         | 1.1  | 24    | 2.3  | 49    | 2.5  | 36    | 2.6  | 31    | 2.0  | 140   |

### Community Domain Protective Factor: Rewards for Prosocial Involvement

| Question   | Response | County 2019 |     |      |     |      |     |      |     |       |       | County 2021 |     |      |     |      |     |      |     |       |       | County 2023 |     |      |     |      |     |      |     |       |       |
|--|----------|-------------|-----|------|-----|------|-----|------|-----|-------|-------|-------------|-----|------|-----|------|-----|------|-----|-------|-------|-------------|-----|------|-----|------|-----|------|-----|-------|-------|
|  |          | 6th         |     | 8th  |     | 10th |     | 12th |     | Total |       | 6th         |     | 8th  |     | 10th |     | 12th |     | Total |       | 6th         |     | 8th  |     | 10th |     | 12th |     | Total |       |
|  |          | %           | n   | %    | n   | %    | n   | %    | n   | %     | n     | %           | n   | %    | n   | %    | n   | %    | n   | %     | n     | %           | n   | %    | n   | %    | n   | %    | n   | %     | n     |
| My neighbors notice when I am doing a good job and let me know                   | NO!      | 34.2        | 595 | 40.9 | 696 | 40.9 | 546 | 46.8 | 565 | 40.2  | 2,402 | 35.6        | 564 | 36.4 | 679 | 43.7 | 563 | 42.6 | 448 | 38.9  | 2,254 | 32.6        | 629 | 34.8 | 646 | 34.9 | 462 | 40.8 | 429 | 35.2  | 2,166 |
|  | no       | 41.0        | 713 | 40.1 | 681 | 41.6 | 556 | 32.7 | 394 | 39.2  | 2,344 | 42.4        | 671 | 47.4 | 884 | 40.3 | 520 | 37.7 | 396 | 42.7  | 2,471 | 45.5        | 880 | 45.3 | 840 | 43.7 | 578 | 36.3 | 382 | 43.5  | 2,680 |
|  | yes      | 16.3        | 283 | 13.6 | 231 | 12.8 | 171 | 14.9 | 180 | 14.5  | 865   | 15.8        | 251 | 12.4 | 232 | 12.3 | 159 | 15.7 | 165 | 13.9  | 807   | 15.8        | 306 | 15.6 | 289 | 16.8 | 223 | 16.7 | 176 | 16.1  | 994   |
|  | YES!     | 8.6         | 149 | 5.4  | 92  | 4.6  | 62  | 5.6  | 67  | 6.2   | 370   | 6.2         | 98  | 3.8  | 70  | 3.6  | 47  | 4.0  | 42  | 4.4   | 257   | 6.1         | 117 | 4.3  | 79  | 4.6  | 61  | 6.1  | 64  | 5.2   | 321   |
| There are people in my neighborhood who are proud of me when I do something well | NO!      | 26.1        | 456 | 33.5 | 565 | 34.8 | 465 | 38.0 | 457 | 32.5  | 1,943 | 29.9        | 469 | 32.1 | 596 | 37.2 | 477 | 36.5 | 382 | 33.5  | 1,924 | 27.3        | 525 | 30.4 | 563 | 28.8 | 379 | 34.5 | 361 | 29.8  | 1,828 |
|  | no       | 33.9        | 593 | 33.6 | 567 | 32.9 | 439 | 28.7 | 345 | 32.5  | 1,944 | 34.9        | 546 | 39.1 | 726 | 34.9 | 447 | 31.0 | 325 | 35.5  | 2,044 | 36.5        | 700 | 39.5 | 732 | 38.1 | 501 | 31.1 | 325 | 36.8  | 2,258 |
|  | yes      | 27.6        | 482 | 25.1 | 424 | 26.1 | 349 | 23.9 | 287 | 25.8  | 1,542 | 25.7        | 403 | 23.0 | 426 | 22.3 | 286 | 25.5 | 267 | 24.0  | 1,382 | 27.0        | 518 | 24.3 | 450 | 27.0 | 355 | 25.6 | 267 | 25.9  | 1,590 |
|  | YES!     | 12.4        | 216 | 7.8  | 132 | 6.2  | 83  | 9.5  | 114 | 9.1   | 545   | 9.5         | 148 | 5.8  | 108 | 5.5  | 71  | 7.1  | 74  | 7.0   | 401   | 9.2         | 177 | 5.9  | 109 | 6.1  | 80  | 8.8  | 92  | 7.5   | 458   |
| There are people in my neighborhood who encourage me to do my best               | NO!      | 22.5        | 390 | 29.1 | 490 | 29.3 | 392 | 35.0 | 422 | 28.4  | 1,694 | 25.1        | 393 | 26.8 | 496 | 32.8 | 421 | 33.3 | 351 | 28.8  | 1,661 | 21.3        | 410 | 26.1 | 482 | 23.9 | 315 | 30.9 | 326 | 24.9  | 1,533 |
|  | no       | 26.9        | 467 | 29.1 | 490 | 30.4 | 406 | 24.5 | 296 | 27.8  | 1,659 | 27.9        | 438 | 33.3 | 617 | 29.8 | 383 | 27.9 | 294 | 30.1  | 1,732 | 32.2        | 620 | 34.7 | 642 | 35.5 | 468 | 28.2 | 297 | 33.0  | 2,027 |
|  | yes      | 32.5        | 564 | 30.2 | 510 | 31.6 | 422 | 29.9 | 360 | 31.1  | 1,856 | 33.3        | 522 | 31.1 | 577 | 29.8 | 383 | 30.3 | 319 | 31.3  | 1,801 | 33.4        | 643 | 29.9 | 553 | 31.4 | 414 | 30.8 | 325 | 31.5  | 1,935 |
|  | YES!     | 18.2        | 316 | 11.6 | 196 | 8.7  | 116 | 10.6 | 128 | 12.7  | 756   | 13.7        | 215 | 8.8  | 163 | 7.6  | 97  | 8.5  | 89  | 9.8   | 564   | 13.2        | 255 | 9.4  | 173 | 9.2  | 121 | 10.1 | 106 | 10.7  | 655   |

\*The Pennsylvania Youth Survey (PAYS) was significantly revised from 2021 to 2023. Trend data are reported in this report when the data are comparable. When cells include an "n/a" notation, it means the question was either not asked in a previous administration or the question was revised in a way that the 2023 data are not directly comparable. Please note that any question with an \* at the end designates a question and/or response option that was part of this 2023 survey revision. Please see Appendix B of your Profile Report for a description of changes

| School Domain Risk Factor: Academic Failure                                   |                   |             |     |      |     |      |     |      |     |       |       |             |     |      |     |      |     |      |     |       |       |             |       |      |     |      |     |      |     |       |       |
|---|-------------------|-------------|-----|------|-----|------|-----|------|-----|-------|-------|-------------|-----|------|-----|------|-----|------|-----|-------|-------|-------------|-------|------|-----|------|-----|------|-----|-------|-------|
| Question  | Response          | County 2019 |     |      |     |      |     |      |     |       |       | County 2021 |     |      |     |      |     |      |     |       |       | County 2023 |       |      |     |      |     |      |     |       |       |
|   |                   | 6th         |     | 8th  |     | 10th |     | 12th |     | Total |       | 6th         |     | 8th  |     | 10th |     | 12th |     | Total |       | 6th         |       | 8th  |     | 10th |     | 12th |     | Total |       |
|   |                   | %           | n   | %    | n   | %    | n   | %    | n   | %     | n     | %           | n   | %    | n   | %    | n   | %    | n   | %     | n     | %           | n     | %    | n   | %    | n   | %    | n   | %     | n     |
| Putting them all together, what were your grades like last year?              | Mostly A's        | 55.2        | 976 | 47.1 | 807 | 51.2 | 696 | 50.5 | 616 | 51.0  | 3,095 | 56.7        | 960 | 40.1 | 782 | 46.4 | 612 | 53.8 | 584 | 48.6  | 2,938 | 53.8        | 1,078 | 43.9 | 843 | 53.5 | 726 | 55.5 | 608 | 51.0  | 3,255 |
|   | Mostly B's        | 32.1        | 568 | 33.2 | 570 | 32.7 | 445 | 34.3 | 418 | 33.0  | 2,001 | 28.9        | 489 | 29.6 | 577 | 28.4 | 375 | 27.0 | 293 | 28.7  | 1,734 | 33.1        | 663   | 33.7 | 647 | 29.9 | 406 | 29.4 | 322 | 31.9  | 2,038 |
|   | Mostly C's        | 9.2         | 162 | 13.9 | 239 | 12.9 | 175 | 12.7 | 155 | 12.1  | 731   | 10.1        | 171 | 17.7 | 346 | 14.6 | 192 | 12.0 | 130 | 13.9  | 839   | 9.5         | 190   | 16.7 | 320 | 12.3 | 167 | 11.0 | 121 | 12.5  | 798   |
|   | Mostly D's        | 2.3         | 40  | 4.0  | 69  | 2.5  | 34  | 2.0  | 24  | 2.8   | 167   | 2.1         | 35  | 8.0  | 156 | 7.3  | 96  | 5.4  | 59  | 5.7   | 346   | 2.0         | 40    | 3.9  | 75  | 3.5  | 47  | 3.2  | 35  | 3.1   | 197   |
|   | Mostly E's or F's | 1.3         | 23  | 1.7  | 30  | 0.7  | 9   | 0.6  | 7   | 1.1   | 69    | 2.2         | 37  | 4.7  | 91  | 3.3  | 44  | 1.8  | 19  | 3.2   | 191   | 1.7         | 34    | 1.9  | 36  | 0.9  | 12  | 0.9  | 10  | 1.4   | 92    |
| Are your school grades better than the grades of most students in your class? | NO!               | 8.2         | 146 | 7.1  | 124 | 7.5  | 101 | 6.6  | 80  | 7.4   | 451   | 7.2         | 117 | 5.8  | 111 | 8.2  | 106 | 7.6  | 80  | 7.0   | 414   | 7.3         | 144   | 7.0  | 132 | 4.7  | 63  | 6.3  | 68  | 6.5   | 407   |
|   | no                | 24.2        | 431 | 23.9 | 415 | 26.4 | 358 | 25.2 | 307 | 24.8  | 1,511 | 28.1        | 458 | 29.3 | 560 | 28.5 | 369 | 25.8 | 273 | 28.1  | 1,660 | 29.1        | 577   | 27.0 | 507 | 24.0 | 321 | 24.6 | 265 | 26.6  | 1,670 |
|   | yes               | 50.4        | 900 | 49.4 | 859 | 49.4 | 670 | 46.8 | 569 | 49.2  | 2,998 | 48.7        | 795 | 49.7 | 952 | 46.7 | 605 | 47.8 | 505 | 48.4  | 2,857 | 48.5        | 960   | 48.4 | 910 | 52.3 | 699 | 46.0 | 496 | 48.8  | 3,065 |
|   | YES!              | 17.2        | 307 | 19.6 | 341 | 16.7 | 226 | 21.4 | 261 | 18.6  | 1,135 | 16.1        | 262 | 15.2 | 291 | 16.6 | 215 | 18.8 | 199 | 16.4  | 967   | 15.1        | 300   | 17.6 | 331 | 19.0 | 254 | 23.2 | 250 | 18.1  | 1,135 |

| School Domain Risk Factor: Low Commitment to School   |                                  |             |       |      |       |      |       |      |       |       |       |             |       |      |       |      |       |      |     |       |       |             |       |      |       |      |       |      |     |       |       |
|---|----------------------------------|-------------|-------|------|-------|------|-------|------|-------|-------|-------|-------------|-------|------|-------|------|-------|------|-----|-------|-------|-------------|-------|------|-------|------|-------|------|-----|-------|-------|
| Question  | Response                         | County 2019 |       |      |       |      |       |      |       |       |       | County 2021 |       |      |       |      |       |      |     |       |       | County 2023 |       |      |       |      |       |      |     |       |       |
|   |                                  | 6th         |       | 8th  |       | 10th |       | 12th |       | Total |       | 6th         |       | 8th  |       | 10th |       | 12th |     | Total |       | 6th         |       | 8th  |       | 10th |       | 12th |     | Total |       |
|   |                                  | %           | n     | %    | n     | %    | n     | %    | n     | %     | n     | %           | n     | %    | n     | %    | n     | %    | n   | %     | n     | %           | n     | %    | n     | %    | n     | %    | n   | %     | n     |
| During the last four weeks, how many whole days of school have you missed because you skipped or cut? | None                             | 88.0        | 1,671 | 86.7 | 1,556 | 85.5 | 1,176 | 86.4 | 1,065 | 86.8  | 5,468 | 80.3        | 1,421 | 84.3 | 1,686 | 80.4 | 1,072 | 75.8 | 829 | 80.8  | 5,008 | 74.9        | 1,548 | 76.1 | 1,496 | 79.9 | 1,100 | 72.5 | 796 | 75.9  | 4,940 |
|   | 1 day                            | 6.7         | 127   | 6.1  | 110   | 8.7  | 120   | 7.0  | 86    | 7.0   | 443   | 8.3         | 147   | 6.4  | 129   | 9.6  | 128   | 13.3 | 145 | 8.9   | 549   | 10.1        | 208   | 9.4  | 184   | 9.8  | 135   | 11.2 | 123 | 10.0  | 650   |
|   | 2 days                           | 2.2         | 41    | 3.3  | 60    | 2.8  | 38    | 2.7  | 33    | 2.7   | 172   | 3.2         | 57    | 3.7  | 74    | 4.3  | 58    | 4.5  | 49  | 3.8   | 238   | 6.0         | 123   | 6.2  | 122   | 4.8  | 66    | 7.0  | 77  | 6.0   | 388   |
|   | 3 days                           | 1.3         | 25    | 1.7  | 30    | 1.1  | 15    | 1.7  | 21    | 1.4   | 91    | 3.2         | 57    | 1.8  | 37    | 2.0  | 27    | 2.7  | 30  | 2.4   | 151   | 3.4         | 70    | 3.5  | 69    | 2.6  | 36    | 4.0  | 44  | 3.4   | 219   |
|   | 4 to 5 days                      | 1.2         | 22    | 1.4  | 26    | 1.2  | 16    | 1.4  | 17    | 1.3   | 81    | 2.0         | 35    | 1.7  | 35    | 2.1  | 28    | 2.0  | 22  | 1.9   | 120   | 3.8         | 78    | 3.2  | 63    | 1.9  | 26    | 3.2  | 35  | 3.1   | 202   |
|   | 6 to 10 days                     | 0.5         | 10    | 0.4  | 7     | 0.4  | 6     | 0.5  | 6     | 0.5   | 29    | 1.6         | 28    | 1.0  | 20    | 1.3  | 17    | 1.2  | 13  | 1.3   | 78    | 1.2         | 24    | 1.0  | 20    | 0.7  | 9     | 1.1  | 12  | 1.0   | 65    |
|   | 11 or more days                  | 0.1         | 2     | 0.3  | 6     | 0.4  | 5     | 0.4  | 5     | 0.3   | 18    | 1.4         | 25    | 1.0  | 20    | 0.3  | 4     | 0.5  | 5   | 0.9   | 54    | 0.7         | 15    | 0.7  | 13    | 0.3  | 4     | 1.0  | 11  | 0.7   | 43    |
| How important do you think the things you are learning in school are going to be for your later life? | Very important                   | 53.7        | 1,011 | 32.7 | 584   | 20.3 | 279   | 23.1 | 284   | 34.4  | 2,158 | 36.7        | 646   | 20.9 | 416   | 15.3 | 205   | 13.4 | 146 | 22.9  | 1,413 | 33.3        | 684   | 18.3 | 358   | 16.8 | 231   | 20.2 | 222 | 23.0  | 1,495 |
|   | Quite important                  | 22.1        | 417   | 22.7 | 405   | 20.6 | 282   | 19.4 | 239   | 21.4  | 1,343 | 24.6        | 434   | 24.6 | 490   | 17.7 | 237   | 18.7 | 204 | 22.1  | 1,365 | 28.9        | 595   | 23.2 | 453   | 22.3 | 306   | 18.4 | 203 | 24.0  | 1,557 |
|   | Fairly important                 | 14.6        | 276   | 23.0 | 411   | 27.3 | 375   | 26.4 | 325   | 22.1  | 1,387 | 23.3        | 411   | 26.3 | 524   | 29.0 | 388   | 31.4 | 343 | 27.0  | 1,666 | 24.2        | 497   | 32.3 | 631   | 29.3 | 402   | 30.6 | 337 | 28.8  | 1,867 |
|   | Slightly important               | 7.0         | 131   | 16.1 | 288   | 23.5 | 322   | 23.3 | 286   | 16.4  | 1,027 | 11.7        | 206   | 20.7 | 413   | 28.2 | 377   | 28.0 | 306 | 21.1  | 1,302 | 11.0        | 226   | 20.9 | 408   | 24.1 | 331   | 24.6 | 271 | 19.1  | 1,236 |
|   | Not at all important             | 2.6         | 49    | 5.5  | 98    | 8.3  | 114   | 7.8  | 96    | 5.7   | 357   | 3.6         | 64    | 7.4  | 148   | 9.7  | 129   | 8.4  | 92  | 7.0   | 433   | 2.7         | 55    | 5.4  | 106   | 7.4  | 102   | 6.2  | 68  | 5.1   | 331   |
| How interesting are most of your courses to you?  | Very interesting and stimulating | 25.9        | 468   | 14.8 | 259   | 10.1 | 138   | 15.0 | 185   | 17.0  | 1,050 | 19.2        | 328   | 10.5 | 206   | 7.7  | 103   | 9.3  | 102 | 12.1  | 739   | 15.0        | 300   | 9.7  | 188   | 9.8  | 134   | 14.4 | 158 | 12.1  | 780   |
|   | Quite interesting                | 33.2        | 601   | 23.7 | 416   | 22.2 | 304   | 27.1 | 333   | 26.8  | 1,654 | 34.3        | 587   | 22.9 | 450   | 20.4 | 272   | 26.6 | 291 | 26.2  | 1,600 | 33.8        | 678   | 20.8 | 405   | 22.5 | 309   | 26.9 | 296 | 26.3  | 1,688 |
|   | Fairly interesting               | 26.3        | 475   | 34.0 | 597   | 38.2 | 524   | 33.1 | 407   | 32.5  | 2,003 | 29.8        | 509   | 36.8 | 725   | 39.5 | 527   | 37.5 | 410 | 35.6  | 2,171 | 32.8        | 657   | 38.6 | 751   | 41.7 | 572   | 35.9 | 394 | 37.0  | 2,374 |
|   | Slightly Dull                    | 9.1         | 164   | 16.9 | 296   | 18.9 | 259   | 16.8 | 207   | 15.0  | 926   | 10.9        | 187   | 19.4 | 382   | 22.1 | 295   | 16.7 | 182 | 17.1  | 1,046 | 12.9        | 258   | 21.3 | 414   | 18.4 | 253   | 16.7 | 183 | 17.3  | 1,108 |
|   | Very Dull                        | 5.5         | 100   | 10.7 | 187   | 10.6 | 146   | 8.0  | 99    | 8.6   | 532   | 5.7         | 98    | 10.4 | 205   | 10.3 | 137   | 9.9  | 108 | 9.0   | 548   | 5.6         | 113   | 9.6  | 187   | 7.6  | 105   | 6.2  | 68  | 7.4   | 473   |

**School Domain Risk Factor: Low Commitment to School (continued)**

| Question   | Response      | County 2019 |       |      |     |      |     |      |     |       |       | County 2021 |       |      |     |      |     |      |     |       |       | County 2023 |       |      |     |      |     |      |     |       |       |
|--|---------------|-------------|-------|------|-----|------|-----|------|-----|-------|-------|-------------|-------|------|-----|------|-----|------|-----|-------|-------|-------------|-------|------|-----|------|-----|------|-----|-------|-------|
|  |               | 6th         |       | 8th  |     | 10th |     | 12th |     | Total |       | 6th         |       | 8th  |     | 10th |     | 12th |     | Total |       | 6th         |       | 8th  |     | 10th |     | 12th |     | Total |       |
|  |               | %           | n     | %    | n   | %    | n   | %    | n   | %     | n     | %           | n     | %    | n   | %    | n   | %    | n   | %     | n     | %           | n     | %    | n   | %    | n   | %    | n   | %     | n     |
| How often do you feel that the school work you are assigned is meaningful and important? | Never         | 9.1         | 169   | 11.9 | 208 | 14.0 | 190 | 12.2 | 149 | 11.6  | 716   | 8.7         | 149   | 11.3 | 223 | 15.0 | 200 | 12.8 | 139 | 11.6  | 711   | 9.1         | 186   | 10.9 | 213 | 10.7 | 147 | 10.3 | 113 | 10.2  | 659   |
|  | Seldom        | 5.8         | 108   | 13.5 | 236 | 21.7 | 295 | 23.3 | 285 | 14.9  | 924   | 6.7         | 115   | 13.7 | 271 | 24.3 | 323 | 24.7 | 268 | 16.0  | 977   | 8.5         | 173   | 15.5 | 301 | 19.5 | 267 | 21.7 | 238 | 15.2  | 979   |
|  | Sometimes     | 25.0        | 462   | 36.9 | 646 | 41.7 | 567 | 38.3 | 469 | 34.7  | 2,144 | 32.1        | 551   | 42.4 | 837 | 39.4 | 523 | 43.3 | 471 | 39.0  | 2,382 | 31.9        | 650   | 41.6 | 809 | 43.3 | 593 | 43.7 | 480 | 39.2  | 2,532 |
|  | Often         | 27.8        | 513   | 23.6 | 414 | 16.4 | 223 | 18.4 | 225 | 22.2  | 1,375 | 28.2        | 483   | 21.1 | 416 | 15.6 | 207 | 15.6 | 170 | 20.9  | 1,276 | 30.1        | 613   | 20.1 | 391 | 18.7 | 256 | 17.3 | 190 | 22.5  | 1,450 |
|  | Almost Always | 32.3        | 596   | 14.2 | 249 | 6.3  | 86  | 7.8  | 96  | 16.6  | 1,027 | 24.3        | 416   | 11.5 | 228 | 5.7  | 76  | 3.6  | 39  | 12.4  | 759   | 20.5        | 417   | 11.9 | 232 | 7.7  | 106 | 7.1  | 78  | 12.9  | 833   |
| Now thinking back over the past year in school, how often did you:                       |               |             |       |      |     |      |     |      |     |       |       |             |       |      |     |      |     |      |     |       |       |             |       |      |     |      |     |      |     |       |       |
| Enjoy being in school?   | Never         | 11.9        | 223   | 15.1 | 268 | 13.5 | 185 | 11.8 | 145 | 13.2  | 821   | 10.9        | 190   | 15.1 | 300 | 15.9 | 211 | 12.9 | 140 | 13.7  | 841   | 11.2        | 230   | 11.8 | 230 | 10.2 | 140 | 10.4 | 114 | 11.0  | 714   |
|  | Seldom        | 6.5         | 121   | 12.1 | 214 | 15.2 | 208 | 16.2 | 200 | 11.9  | 743   | 7.6         | 132   | 13.1 | 260 | 18.3 | 243 | 17.4 | 189 | 13.4  | 824   | 8.3         | 171   | 12.4 | 242 | 13.8 | 190 | 16.0 | 176 | 12.0  | 779   |
|  | Sometimes     | 33.1        | 619   | 36.2 | 641 | 39.0 | 534 | 38.9 | 479 | 36.4  | 2,273 | 31.9        | 555   | 38.8 | 770 | 37.3 | 496 | 40.8 | 444 | 36.9  | 2,265 | 34.5        | 709   | 40.9 | 796 | 43.1 | 592 | 37.3 | 410 | 38.7  | 2,507 |
|  | Often         | 25.9        | 484   | 25.7 | 455 | 25.1 | 344 | 23.7 | 292 | 25.2  | 1,575 | 27.0        | 469   | 22.7 | 451 | 21.5 | 286 | 22.4 | 243 | 23.6  | 1,449 | 27.3        | 560   | 25.5 | 497 | 25.2 | 346 | 26.9 | 296 | 26.2  | 1,699 |
|  | Almost Always | 22.6        | 423   | 10.9 | 193 | 7.2  | 99  | 9.3  | 115 | 13.3  | 830   | 22.6        | 393   | 10.2 | 202 | 7.1  | 94  | 6.5  | 71  | 12.4  | 760   | 18.7        | 384   | 9.4  | 183 | 7.8  | 107 | 9.5  | 104 | 12.0  | 778   |
| Now thinking back over the past year in school, how often did you:                       |               |             |       |      |     |      |     |      |     |       |       |             |       |      |     |      |     |      |     |       |       |             |       |      |     |      |     |      |     |       |       |
| Hate being in school?  | Never         | 22.6        | 419   | 13.1 | 232 | 7.1  | 97  | 10.7 | 132 | 14.1  | 880   | 18.5        | 321   | 11.3 | 223 | 7.9  | 104 | 6.0  | 65  | 11.7  | 713   | 15.9        | 325   | 9.0  | 175 | 8.1  | 111 | 10.9 | 120 | 11.3  | 731   |
|  | Seldom        | 17.5        | 325   | 17.9 | 316 | 19.1 | 262 | 20.4 | 251 | 18.5  | 1,154 | 22.3        | 386   | 18.3 | 361 | 19.0 | 251 | 20.2 | 219 | 19.9  | 1,217 | 20.4        | 416   | 16.4 | 319 | 19.5 | 267 | 19.5 | 214 | 18.8  | 1,216 |
|  | Sometimes     | 35.5        | 658   | 34.0 | 601 | 36.4 | 498 | 35.9 | 441 | 35.3  | 2,198 | 33.4        | 579   | 33.4 | 661 | 32.7 | 433 | 36.6 | 396 | 33.8  | 2,069 | 31.8        | 651   | 35.5 | 689 | 33.9 | 464 | 35.5 | 390 | 34.0  | 2,194 |
|  | Often         | 14.2        | 263   | 19.8 | 351 | 22.9 | 313 | 20.8 | 255 | 19.0  | 1,182 | 13.8        | 240   | 22.4 | 444 | 25.2 | 334 | 24.4 | 264 | 21.0  | 1,282 | 17.3        | 354   | 23.1 | 448 | 25.7 | 352 | 23.1 | 254 | 21.8  | 1,408 |
|  | Almost Always | 10.2        | 190   | 15.3 | 270 | 14.5 | 199 | 12.1 | 149 | 13.0  | 808   | 11.9        | 207   | 14.6 | 289 | 15.2 | 201 | 12.8 | 138 | 13.7  | 835   | 14.6        | 298   | 16.0 | 310 | 12.7 | 174 | 11.0 | 121 | 14.0  | 903   |
| Now thinking back over the past year in school, how often did you:                       |               |             |       |      |     |      |     |      |     |       |       |             |       |      |     |      |     |      |     |       |       |             |       |      |     |      |     |      |     |       |       |
| Try to do best work in school?   | Never         | 2.9         | 54    | 3.6  | 63  | 2.6  | 35  | 3.2  | 39  | 3.1   | 191   | 2.3         | 39    | 3.0  | 60  | 3.0  | 40  | 2.4  | 26  | 2.7   | 165   | 2.3         | 47    | 2.7  | 53  | 2.8  | 39  | 2.6  | 29  | 2.6   | 168   |
|  | Seldom        | 1.5         | 28    | 2.7  | 48  | 4.9  | 67  | 5.2  | 64  | 3.3   | 207   | 2.5         | 43    | 4.4  | 87  | 5.7  | 76  | 5.9  | 64  | 4.4   | 270   | 1.8         | 36    | 3.1  | 61  | 3.7  | 51  | 4.9  | 54  | 3.1   | 202   |
|  | Sometimes     | 8.2         | 152   | 14.4 | 254 | 17.3 | 236 | 17.9 | 220 | 13.9  | 862   | 8.1         | 141   | 16.8 | 332 | 20.6 | 273 | 20.4 | 222 | 15.8  | 968   | 8.3         | 171   | 16.0 | 309 | 17.5 | 240 | 19.3 | 212 | 14.4  | 932   |
|  | Often         | 24.0        | 443   | 28.6 | 506 | 32.7 | 447 | 32.8 | 402 | 29.0  | 1,798 | 22.3        | 387   | 31.3 | 617 | 32.2 | 426 | 35.3 | 383 | 29.6  | 1,813 | 27.0        | 553   | 33.5 | 648 | 37.0 | 508 | 31.1 | 341 | 31.8  | 2,050 |
|  | Almost Always | 63.3        | 1,169 | 50.7 | 897 | 42.5 | 581 | 40.9 | 502 | 50.7  | 3,149 | 64.8        | 1,122 | 44.5 | 878 | 38.5 | 510 | 36.0 | 391 | 47.4  | 2,901 | 60.6        | 1,242 | 44.7 | 866 | 39.0 | 536 | 42.0 | 460 | 48.1  | 3,104 |

## School Domain Protective Factor: Opportunities for Prosocial Involvement

| Question   | Response  | County 2019 |     |      |     |      |     |      |     |       |       | County 2021 |     |      |       |      |     |      |     |       |       | County 2023 |       |      |       |      |     |      |     |       |       |
|--|---|-------------|-----|------|-----|------|-----|------|-----|-------|-------|-------------|-----|------|-------|------|-----|------|-----|-------|-------|-------------|-------|------|-------|------|-----|------|-----|-------|-------|
|  |   | 6th         |     | 8th  |     | 10th |     | 12th |     | Total |       | 6th         |     | 8th  |       | 10th |     | 12th |     | Total |       | 6th         |       | 8th  |       | 10th |     | 12th |     | Total |       |
|  |   | %           | n   | %    | n   | %    | n   | %    | n   | %     | n     | %           | n   | %    | n     | %    | n   | %    | n   | %     | n     | %           | n     | %    | n     | %    | n   | %    | n   | %     | n     |
| Teachers ask me to work on special classroom projects  | NO!   | 15.9        | 285 | 18.4 | 318 | 19.8 | 267 | 20.2 | 245 | 18.4  | 1,115 | 17.5        | 286 | 17.8 | 339   | 25.4 | 328 | 22.7 | 240 | 20.3  | 1,193 | 16.8        | 332   | 16.9 | 315   | 18.4 | 244 | 19.2 | 205 | 17.6  | 1,096 |
|  | no  | 39.7        | 710 | 46.1 | 795 | 53.5 | 721 | 48.0 | 583 | 46.2  | 2,809 | 44.4        | 723 | 52.4 | 999   | 54.6 | 705 | 52.5 | 556 | 50.7  | 2,983 | 43.4        | 859   | 50.4 | 938   | 55.0 | 727 | 50.7 | 542 | 49.2  | 3,066 |
|  | yes   | 30.3        | 541 | 27.1 | 468 | 21.5 | 290 | 24.7 | 300 | 26.3  | 1,599 | 28.3        | 461 | 25.0 | 477   | 16.7 | 216 | 19.2 | 203 | 23.1  | 1,357 | 30.6        | 605   | 26.0 | 484   | 22.0 | 291 | 24.3 | 259 | 26.3  | 1,639 |
|  | YES!  | 14.1        | 252 | 8.4  | 145 | 5.2  | 70  | 7.1  | 86  | 9.1   | 553   | 9.8         | 160 | 4.7  | 90    | 3.3  | 42  | 5.7  | 60  | 6.0   | 352   | 9.2         | 183   | 6.6  | 123   | 4.6  | 61  | 5.8  | 62  | 6.9   | 429   |
| There are lots of chances for students in my school to talk one-on-one with a teacher  | NO!   | 7.4         | 131 | 7.6  | 131 | 6.3  | 86  | 6.3  | 76  | 7.0   | 424   | 8.2         | 132 | 4.9  | 94    | 6.0  | 77  | 4.7  | 50  | 6.0   | 353   | 6.5         | 127   | 5.4  | 101   | 4.7  | 62  | 4.6  | 49  | 5.5   | 339   |
|  | no  | 17.0        | 303 | 19.6 | 337 | 16.0 | 217 | 11.4 | 138 | 16.4  | 995   | 17.6        | 284 | 18.2 | 346   | 17.8 | 230 | 13.6 | 144 | 17.1  | 1,004 | 19.2        | 372   | 19.3 | 359   | 18.9 | 252 | 14.1 | 151 | 18.3  | 1,134 |
|  | yes   | 47.7        | 848 | 45.9 | 789 | 54.1 | 734 | 53.3 | 645 | 49.7  | 3,016 | 48.4        | 779 | 54.8 | 1,042 | 57.4 | 743 | 54.6 | 576 | 53.6  | 3,140 | 51.6        | 1,000 | 53.8 | 1,001 | 56.8 | 756 | 54.3 | 581 | 53.8  | 3,338 |
|  | YES!  | 27.9        | 496 | 26.9 | 463 | 23.6 | 321 | 28.9 | 350 | 26.9  | 1,630 | 25.8        | 415 | 22.0 | 418   | 18.9 | 244 | 27.0 | 285 | 23.2  | 1,362 | 22.7        | 440   | 21.5 | 399   | 19.7 | 262 | 27.0 | 289 | 22.4  | 1,390 |
| I have lots of chances to be part of class discussions or activities   | NO!   | 4.7         | 85  | 5.1  | 88  | 3.8  | 51  | 4.4  | 54  | 4.6   | 278   | 6.1         | 98  | 4.1  | 79    | 3.6  | 47  | 2.9  | 31  | 4.3   | 255   | 5.3         | 102   | 4.8  | 89    | 3.1  | 41  | 4.3  | 46  | 4.5   | 278   |
|  | no  | 11.8        | 212 | 10.4 | 179 | 9.5  | 128 | 7.3  | 89  | 10.0  | 608   | 12.5        | 201 | 11.7 | 223   | 9.2  | 119 | 7.3  | 77  | 10.6  | 620   | 12.9        | 251   | 12.9 | 239   | 9.2  | 123 | 10.1 | 108 | 11.6  | 721   |
|  | yes   | 48.4        | 868 | 52.2 | 897 | 58.0 | 784 | 53.6 | 651 | 52.7  | 3,200 | 48.3        | 778 | 56.6 | 1,080 | 61.7 | 800 | 59.8 | 630 | 56.0  | 3,288 | 50.3        | 976   | 57.2 | 1,062 | 62.8 | 835 | 57.0 | 608 | 56.2  | 3,481 |
|  | YES!  | 35.0        | 627 | 32.2 | 554 | 28.8 | 389 | 34.7 | 421 | 32.8  | 1,991 | 33.2        | 535 | 27.5 | 525   | 25.5 | 331 | 29.9 | 315 | 29.1  | 1,706 | 31.6        | 613   | 25.2 | 468   | 24.9 | 331 | 28.5 | 304 | 27.7  | 1,716 |
| In my school, students have lots of chances to help decide things like class activities and rules                                  | NO!   | 10.7        | 188 | 16.8 | 287 | 15.3 | 205 | 15.4 | 186 | 14.4  | 866   | 9.6         | 153 | 11.3 | 213   | 15.5 | 200 | 14.1 | 148 | 12.3  | 714   | 9.6         | 186   | 13.6 | 254   | 11.2 | 148 | 13.2 | 140 | 11.8  | 728   |
|  | no  | 28.0        | 490 | 34.6 | 591 | 38.3 | 515 | 37.4 | 451 | 34.1  | 2,047 | 29.6        | 474 | 36.3 | 683   | 38.4 | 495 | 40.6 | 426 | 35.7  | 2,078 | 27.6        | 534   | 34.4 | 643   | 37.7 | 500 | 32.3 | 341 | 32.6  | 2,018 |
|  | yes   | 41.9        | 733 | 36.0 | 615 | 35.2 | 473 | 34.5 | 416 | 37.3  | 2,237 | 46.6        | 745 | 43.8 | 823   | 37.3 | 481 | 35.4 | 371 | 41.6  | 2,420 | 48.1        | 930   | 42.7 | 799   | 42.0 | 557 | 43.0 | 455 | 44.3  | 2,741 |
|  | YES!  | 19.3        | 338 | 12.5 | 213 | 11.2 | 150 | 12.6 | 152 | 14.2  | 853   | 14.2        | 228 | 8.6  | 162   | 8.7  | 112 | 9.9  | 104 | 10.4  | 606   | 14.6        | 282   | 9.3  | 174   | 9.1  | 120 | 11.4 | 121 | 11.3  | 697   |
| There are lots of chances for students in my school to get involved in sports, clubs, and other school activities outside of class | NO!   | 5.0         | 89  | 5.7  | 97  | 3.9  | 52  | 4.0  | 48  | 4.7   | 286   | 5.2         | 83  | 3.4  | 65    | 3.4  | 44  | 3.8  | 40  | 4.0   | 232   | 4.0         | 78    | 3.5  | 65    | 2.5  | 33  | 3.9  | 41  | 3.5   | 217   |
|  | no  | 9.7         | 172 | 8.5  | 146 | 4.7  | 64  | 6.0  | 73  | 7.5   | 455   | 8.5         | 136 | 8.4  | 159   | 6.0  | 78  | 5.9  | 62  | 7.5   | 435   | 7.5         | 147   | 7.1  | 132   | 4.9  | 65  | 5.2  | 55  | 6.4   | 399   |
|  | yes   | 40.8        | 724 | 42.7 | 733 | 40.3 | 543 | 37.0 | 447 | 40.5  | 2,447 | 44.6        | 714 | 51.4 | 969   | 47.4 | 614 | 42.4 | 447 | 47.0  | 2,744 | 47.4        | 926   | 48.1 | 897   | 47.3 | 629 | 45.7 | 484 | 47.3  | 2,936 |
|  | YES!  | 44.5        | 789 | 43.1 | 739 | 51.1 | 690 | 53.0 | 641 | 47.3  | 2,859 | 41.7        | 667 | 36.8 | 694   | 43.2 | 559 | 48.0 | 506 | 41.6  | 2,426 | 41.0        | 801   | 41.3 | 770   | 45.3 | 602 | 45.3 | 480 | 42.8  | 2,653 |
| In the past 12 months, in which of the following activities did you participate?   | Organized community activities (such as scouting, 4H, service clubs, YMCA, etc)                   | 18.0        | 248 | 20.8 | 290 | 22.3 | 251 | 30.8 | 312 | 22.4  | 1,101 | 14.6        | 211 | 14.5 | 253   | 19.5 | 240 | 24.5 | 245 | 17.5  | 949   | 14.2        | 224   | 16.8 | 262   | 21.0 | 259 | 24.8 | 241 | 18.5  | 986   |
|  | Family supported activities or hobbies (such as dance, gymnastics, hiking, biking, skating, etc.) | 44.8        | 618 | 45.2 | 631 | 44.9 | 506 | 44.1 | 447 | 44.8  | 2,202 | 43.4        | 627 | 44.2 | 770   | 46.5 | 573 | 49.3 | 493 | 45.5  | 2,463 | 49.8        | 784   | 42.8 | 669   | 49.2 | 606 | 45.6 | 443 | 46.9  | 2,502 |
|  | School sponsored activities (such as sports, music, clubs, after school programs, etc.)           | 43.9        | 606 | 55.1 | 768 | 66.4 | 749 | 67.6 | 685 | 57.1  | 2,808 | 37.4        | 541 | 47.7 | 831   | 62.0 | 763 | 65.7 | 658 | 51.5  | 2,793 | 42.3        | 666   | 54.9 | 858   | 64.7 | 797 | 65.1 | 632 | 55.3  | 2,953 |
|  | Faith-based activities (such as choir, youth group, mission, church leagues, etc)                 | 22.5        | 311 | 26.1 | 364 | 23.8 | 269 | 21.7 | 220 | 23.7  | 1,164 | 18.2        | 263 | 19.3 | 336   | 18.0 | 222 | 19.6 | 196 | 18.8  | 1,017 | 21.8        | 343   | 21.9 | 342   | 21.3 | 262 | 17.9 | 174 | 21.0  | 1,121 |
|  | Job, employed   | 1.9         | 26  | 6.0  | 84  | 33.7 | 380 | 60.3 | 611 | 22.4  | 1,101 | 2.1         | 31  | 7.4  | 128   | 39.5 | 486 | 69.8 | 699 | 24.8  | 1,344 | 3.7         | 58    | 7.4  | 115   | 37.7 | 464 | 66.7 | 648 | 24.1  | 1,285 |
|  | Volunteer   | 13.0        | 180 | 25.4 | 354 | 31.7 | 358 | 43.1 | 437 | 27.0  | 1,329 | 9.3         | 135 | 17.9 | 311   | 25.8 | 318 | 41.0 | 410 | 21.7  | 1,174 | 15.6        | 245   | 20.5 | 321   | 30.5 | 375 | 41.4 | 402 | 25.2  | 1,343 |
|  | Other activities  | 31.4        | 434 | 32.2 | 449 | 28.2 | 318 | 30.3 | 307 | 30.7  | 1,508 | 25.9        | 375 | 24.4 | 425   | 26.9 | 331 | 28.1 | 281 | 26.1  | 1,412 | 31.8        | 500   | 28.5 | 446   | 24.9 | 306 | 27.3 | 265 | 28.4  | 1,517 |
|  | I do not participate  | 20.6        | 284 | 19.1 | 267 | 12.5 | 141 | 9.2  | 93  | 16.0  | 785   | 26.0        | 376 | 24.1 | 420   | 14.2 | 175 | 7.9  | 79  | 19.4  | 1,050 | 20.4        | 321   | 19.4 | 303   | 12.8 | 157 | 9.2  | 89  | 16.3  | 870   |

| School Domain Protective Factor: Rewards for Prosocial Involvement          |          |             |     |      |     |      |     |      |     |       |       |             |     |      |       |      |     |      |     |       |       |             |       |      |       |      |     |      |     |       |       |
|---|----------|-------------|-----|------|-----|------|-----|------|-----|-------|-------|-------------|-----|------|-------|------|-----|------|-----|-------|-------|-------------|-------|------|-------|------|-----|------|-----|-------|-------|
| Question  | Response | County 2019 |     |      |     |      |     |      |     |       |       | County 2021 |     |      |       |      |     |      |     |       |       | County 2023 |       |      |       |      |     |      |     |       |       |
|   |          | 6th         |     | 8th  |     | 10th |     | 12th |     | Total |       | 6th         |     | 8th  |       | 10th |     | 12th |     | Total |       | 6th         |       | 8th  |       | 10th |     | 12th |     | Total |       |
|   |          | %           | n   | %    | n   | %    | n   | %    | n   | %     | n     | %           | n   | %    | n     | %    | n   | %    | n   | %     | n     | %           | n     | %    | n     | %    | n   | %    | n   | %     | n     |
| My teacher(s) notices when I am doing a good job and lets me know about it  | NO!      | 5.4         | 97  | 10.6 | 182 | 10.4 | 141 | 11.2 | 135 | 9.2   | 555   | 6.7         | 107 | 6.4  | 120   | 11.1 | 144 | 8.6  | 91  | 7.9   | 462   | 5.1         | 101   | 8.1  | 151   | 7.8  | 103 | 7.4  | 78  | 7.0   | 433   |
|   | no       | 17.4        | 311 | 22.8 | 391 | 30.3 | 410 | 24.7 | 298 | 23.3  | 1,410 | 15.6        | 250 | 25.1 | 472   | 31.6 | 409 | 28.4 | 299 | 24.5  | 1,430 | 18.6        | 366   | 24.1 | 451   | 28.6 | 379 | 24.1 | 255 | 23.3  | 1,451 |
|   | yes      | 49.5        | 883 | 47.2 | 810 | 46.2 | 625 | 47.7 | 575 | 47.7  | 2,893 | 51.5        | 827 | 51.2 | 964   | 46.6 | 603 | 47.6 | 502 | 49.6  | 2,896 | 53.3        | 1,048 | 50.6 | 946   | 50.1 | 664 | 52.1 | 552 | 51.6  | 3,210 |
|   | YES!     | 27.6        | 492 | 19.5 | 334 | 13.1 | 177 | 16.4 | 198 | 19.8  | 1,201 | 26.2        | 421 | 17.4 | 327   | 10.6 | 137 | 15.4 | 162 | 17.9  | 1,047 | 22.9        | 451   | 17.1 | 320   | 13.5 | 179 | 16.4 | 174 | 18.1  | 1,124 |
| I feel safe at my school  | NO!      | 6.7         | 118 | 7.9  | 135 | 7.2  | 97  | 7.4  | 89  | 7.3   | 439   | 6.9         | 111 | 6.0  | 112   | 6.3  | 81  | 6.3  | 66  | 6.4   | 370   | 8.0         | 156   | 7.5  | 139   | 5.4  | 72  | 6.8  | 72  | 7.1   | 439   |
|   | no       | 10.7        | 189 | 15.5 | 265 | 15.9 | 215 | 13.6 | 164 | 13.8  | 833   | 8.9         | 143 | 14.8 | 279   | 15.7 | 202 | 13.3 | 140 | 13.1  | 764   | 14.6        | 284   | 17.9 | 332   | 14.9 | 197 | 13.9 | 147 | 15.5  | 960   |
|   | yes      | 43.9        | 776 | 49.0 | 836 | 54.4 | 734 | 55.6 | 671 | 50.0  | 3,017 | 47.4        | 759 | 54.9 | 1,033 | 58.0 | 748 | 59.1 | 621 | 54.3  | 3,161 | 44.5        | 866   | 55.2 | 1,024 | 61.9 | 819 | 58.8 | 622 | 53.9  | 3,331 |
|   | YES!     | 38.7        | 685 | 27.5 | 470 | 22.5 | 303 | 23.4 | 282 | 28.9  | 1,740 | 36.7        | 588 | 24.3 | 457   | 20.1 | 259 | 21.2 | 223 | 26.2  | 1,527 | 32.9        | 639   | 19.4 | 359   | 17.8 | 235 | 20.4 | 216 | 23.5  | 1,449 |
| The school lets my parents/caregivers know when I have done something well* | NO!      | 10.2        | 179 | 20.3 | 345 | 25.1 | 338 | 29.4 | 355 | 20.3  | 1,217 | 10.1        | 160 | 13.9 | 261   | 24.1 | 311 | 26.5 | 279 | 17.4  | 1,011 | 7.6         | 147   | 11.7 | 218   | 14.8 | 196 | 20.5 | 216 | 12.6  | 777   |
|   | no       | 30.3        | 530 | 38.5 | 655 | 47.4 | 638 | 43.3 | 523 | 39.1  | 2,346 | 28.7        | 454 | 42.0 | 789   | 47.6 | 614 | 46.0 | 484 | 40.4  | 2,341 | 26.0        | 504   | 35.3 | 659   | 45.1 | 597 | 39.9 | 421 | 35.3  | 2,181 |
|   | yes      | 37.6        | 658 | 29.4 | 500 | 20.4 | 275 | 19.5 | 235 | 27.8  | 1,668 | 41.0        | 648 | 34.1 | 640   | 22.2 | 286 | 20.5 | 216 | 30.9  | 1,790 | 46.8        | 906   | 40.8 | 762   | 32.4 | 429 | 30.6 | 322 | 39.1  | 2,419 |
|   | YES!     | 21.8        | 381 | 11.8 | 201 | 7.1  | 95  | 7.8  | 94  | 12.8  | 771   | 20.1        | 318 | 10.1 | 189   | 6.1  | 79  | 6.9  | 73  | 11.4  | 659   | 19.6        | 380   | 12.3 | 230   | 7.7  | 102 | 9.0  | 95  | 13.0  | 807   |
| My teachers praise me when I work hard in school                            | NO!      | 10.9        | 189 | 15.9 | 272 | 15.7 | 212 | 16.2 | 194 | 14.5  | 867   | 10.8        | 168 | 9.7  | 182   | 16.3 | 209 | 14.0 | 147 | 12.3  | 706   | 8.6         | 164   | 10.4 | 192   | 10.8 | 143 | 10.7 | 113 | 10.0  | 612   |
|   | no       | 31.1        | 541 | 33.6 | 574 | 40.1 | 540 | 35.1 | 422 | 34.7  | 2,077 | 29.2        | 453 | 36.3 | 679   | 40.8 | 523 | 35.0 | 367 | 35.1  | 2,022 | 30.9        | 592   | 34.7 | 643   | 37.1 | 490 | 32.0 | 337 | 33.6  | 2,062 |
|   | yes      | 40.7        | 707 | 37.9 | 646 | 35.7 | 481 | 38.1 | 458 | 38.2  | 2,292 | 43.0        | 667 | 42.4 | 793   | 35.5 | 455 | 41.4 | 435 | 40.8  | 2,350 | 45.5        | 871   | 43.8 | 811   | 43.1 | 570 | 45.5 | 479 | 44.5  | 2,731 |
|   | YES!     | 17.3        | 301 | 12.5 | 214 | 8.5  | 115 | 10.6 | 127 | 12.6  | 757   | 17.0        | 263 | 11.5 | 215   | 7.5  | 96  | 9.6  | 101 | 11.7  | 675   | 15.0        | 287   | 11.1 | 206   | 8.9  | 118 | 11.7 | 123 | 12.0  | 734   |

| Family Domain Risk Factor: Family Conflict                 |          |             |     |      |     |      |     |      |     |       |       |             |     |      |     |      |     |      |     |       |       |             |     |      |     |      |     |      |     |       |       |
|--|----------|-------------|-----|------|-----|------|-----|------|-----|-------|-------|-------------|-----|------|-----|------|-----|------|-----|-------|-------|-------------|-----|------|-----|------|-----|------|-----|-------|-------|
| Question   | Response | County 2019 |     |      |     |      |     |      |     |       |       | County 2021 |     |      |     |      |     |      |     |       |       | County 2023 |     |      |     |      |     |      |     |       |       |
|  |          | 6th         |     | 8th  |     | 10th |     | 12th |     | Total |       | 6th         |     | 8th  |     | 10th |     | 12th |     | Total |       | 6th         |     | 8th  |     | 10th |     | 12th |     | Total |       |
|  |          | %           | n   | %    | n   | %    | n   | %    | n   | %     | n     | %           | n   | %    | n   | %    | n   | %    | n   | %     | n     | %           | n   | %    | n   | %    | n   | %    | n   | %     | n     |
| People in my family often insult or yell at each other.    | NO!      | 35.9        | 626 | 29.7 | 509 | 22.5 | 306 | 25.9 | 315 | 29.1  | 1,756 | 37.1        | 619 | 29.4 | 556 | 23.8 | 313 | 21.6 | 231 | 28.9  | 1,719 | 33.9        | 658 | 27.3 | 502 | 26.0 | 344 | 26.3 | 279 | 28.9  | 1,783 |
|  | no       | 34.9        | 608 | 37.9 | 650 | 39.1 | 533 | 40.5 | 493 | 37.8  | 2,284 | 37.3        | 622 | 41.4 | 783 | 41.7 | 548 | 44.7 | 478 | 40.9  | 2,431 | 37.1        | 720 | 43.9 | 806 | 40.8 | 540 | 41.6 | 441 | 40.7  | 2,507 |
|  | yes      | 20.0        | 348 | 20.1 | 345 | 24.2 | 330 | 21.9 | 266 | 21.3  | 1,289 | 17.5        | 291 | 20.3 | 383 | 22.5 | 295 | 24.2 | 259 | 20.7  | 1,228 | 20.6        | 399 | 18.6 | 341 | 23.8 | 315 | 20.5 | 218 | 20.7  | 1,273 |
|  | YES!     | 9.3         | 162 | 12.4 | 212 | 14.2 | 193 | 11.7 | 142 | 11.7  | 709   | 8.1         | 135 | 8.9  | 168 | 12.0 | 157 | 9.5  | 102 | 9.5   | 562   | 8.4         | 162 | 10.2 | 187 | 9.5  | 126 | 11.6 | 123 | 9.7   | 598   |
| We argue about the same things in my family over and over. | NO!      | 36.1        | 627 | 28.5 | 489 | 20.0 | 272 | 24.0 | 293 | 27.9  | 1,681 | 37.5        | 615 | 28.1 | 530 | 21.9 | 287 | 21.0 | 225 | 28.1  | 1,657 | 30.7        | 593 | 27.0 | 494 | 23.8 | 315 | 24.0 | 254 | 26.9  | 1,656 |
|  | no       | 34.2        | 594 | 34.6 | 593 | 34.8 | 473 | 31.7 | 386 | 33.9  | 2,046 | 34.0        | 557 | 35.8 | 675 | 32.8 | 430 | 33.1 | 355 | 34.2  | 2,017 | 36.4        | 703 | 37.4 | 686 | 35.9 | 476 | 32.4 | 343 | 35.9  | 2,208 |
|  | yes      | 20.2        | 351 | 24.8 | 425 | 30.0 | 408 | 31.0 | 378 | 25.9  | 1,562 | 19.0        | 312 | 26.9 | 506 | 31.1 | 407 | 32.7 | 351 | 26.7  | 1,576 | 23.7        | 458 | 24.5 | 450 | 29.1 | 386 | 29.7 | 314 | 26.1  | 1,608 |
|  | YES!     | 9.6         | 166 | 12.1 | 208 | 15.3 | 208 | 13.3 | 162 | 12.3  | 744   | 9.5         | 156 | 9.2  | 173 | 14.1 | 185 | 13.2 | 141 | 11.1  | 655   | 9.2         | 178 | 11.1 | 203 | 11.2 | 149 | 14.0 | 148 | 11.0  | 678   |
| People in my family have serious arguments.                | NO!      | 43.4        | 752 | 36.4 | 624 | 26.5 | 360 | 31.0 | 378 | 35.1  | 2,114 | 44.9        | 737 | 35.4 | 664 | 28.9 | 377 | 27.5 | 293 | 35.2  | 2,071 | 40.7        | 783 | 36.2 | 664 | 29.9 | 396 | 30.4 | 321 | 35.2  | 2,164 |
|  | no       | 32.1        | 556 | 35.3 | 605 | 37.7 | 512 | 38.1 | 465 | 35.5  | 2,138 | 31.7        | 521 | 37.1 | 696 | 37.5 | 489 | 38.8 | 414 | 36.0  | 2,120 | 35.3        | 680 | 37.9 | 695 | 38.1 | 505 | 37.7 | 398 | 37.1  | 2,278 |
|  | yes      | 16.8        | 292 | 17.6 | 301 | 23.6 | 321 | 20.4 | 249 | 19.3  | 1,163 | 15.3        | 251 | 18.9 | 354 | 22.6 | 295 | 24.2 | 258 | 19.7  | 1,158 | 17.0        | 327 | 16.6 | 305 | 23.0 | 305 | 19.4 | 205 | 18.6  | 1,142 |
|  | YES!     | 7.7         | 134 | 10.7 | 184 | 12.2 | 165 | 10.4 | 127 | 10.1  | 610   | 8.0         | 132 | 8.5  | 160 | 11.0 | 143 | 9.5  | 101 | 9.1   | 536   | 7.0         | 134 | 9.4  | 172 | 9.0  | 119 | 12.6 | 133 | 9.1   | 558   |

\*The Pennsylvania Youth Survey (PAYS) was significantly revised from 2021 to 2023. Trend data are reported in this report when the data are comparable. When cells include an "n/a" notation, it means the question was either not asked in a previous administration or the question was revised in a way that the 2023 data are not directly comparable. Please note that any question with an \* at the end designates a question and/or response option that was part of this 2023 survey revision. Please see Appendix B of your Profile Report for a description of changes

## Family Domain Risk Factor: Family History of Antisocial Behavior

| Question   | Response         | County 2019 |       |      |       |      |       |      |       |       |       | County 2021 |       |      |       |      |       |      |     |       |       | County 2023 |       |      |       |      |       |      |     |       |       |
|--|------------------|-------------|-------|------|-------|------|-------|------|-------|-------|-------|-------------|-------|------|-------|------|-------|------|-----|-------|-------|-------------|-------|------|-------|------|-------|------|-----|-------|-------|
|  |                  | 6th         |       | 8th  |       | 10th |       | 12th |       | Total |       | 6th         |       | 8th  |       | 10th |       | 12th |     | Total |       | 6th         |       | 8th  |       | 10th |       | 12th |     | Total |       |
|  |                  | %           | n     | %    | n     | %    | n     | %    | n     | %     | n     | %           | n     | %    | n     | %    | n     | %    | n   | %     | n     | %           | n     | %    | n     | %    | n     | %    | n   | %     | n     |
| About how many adults (over 21) have you known personally who in the past year have:   |                  |             |       |      |       |      |       |      |       |       |       |             |       |      |       |      |       |      |     |       |       |             |       |      |       |      |       |      |     |       |       |
| Gotten drunk or high?  | None             | 63.5        | 1,103 | 48.1 | 830   | 35.4 | 480   | 31.9 | 390   | 46.4  | 2,803 | 70.7        | 1,148 | 54.7 | 1,027 | 43.4 | 563   | 33.6 | 357 | 52.8  | 3,095 | 64.0        | 1,225 | 54.9 | 1,002 | 44.0 | 576   | 38.6 | 406 | 52.6  | 3,209 |
|  | 1                | 13.0        | 225   | 12.7 | 219   | 11.8 | 160   | 10.9 | 133   | 12.2  | 737   | 11.8        | 192   | 13.0 | 245   | 11.2 | 145   | 10.6 | 112 | 11.8  | 694   | 15.1        | 289   | 13.4 | 245   | 15.0 | 196   | 11.2 | 118 | 13.9  | 848   |
|  | 2                | 8.2         | 143   | 13.4 | 231   | 13.5 | 183   | 12.2 | 149   | 11.7  | 706   | 6.0         | 97    | 11.8 | 222   | 10.6 | 138   | 12.7 | 135 | 10.1  | 592   | 8.3         | 159   | 10.5 | 192   | 12.3 | 161   | 12.1 | 127 | 10.5  | 639   |
|  | 3 or 4           | 6.9         | 120   | 10.8 | 187   | 14.5 | 197   | 16.6 | 203   | 11.7  | 707   | 5.7         | 92    | 8.3  | 156   | 14.0 | 182   | 15.1 | 160 | 10.1  | 590   | 6.2         | 119   | 9.8  | 178   | 13.1 | 172   | 15.6 | 164 | 10.4  | 633   |
|  | 5 or more        | 8.4         | 146   | 14.9 | 257   | 24.8 | 336   | 28.5 | 349   | 18.0  | 1,088 | 5.8         | 95    | 12.1 | 228   | 20.7 | 268   | 28.0 | 297 | 15.2  | 888   | 6.3         | 121   | 11.3 | 207   | 15.5 | 203   | 22.5 | 237 | 12.6  | 768   |
| About how many adults (over 21) have you known personally who in the past year have:   |                  |             |       |      |       |      |       |      |       |       |       |             |       |      |       |      |       |      |     |       |       |             |       |      |       |      |       |      |     |       |       |
| Used marijuana, crack, cocaine or crack, or other drugs?   | None             | 87.6        | 1,510 | 78.1 | 1,341 | 65.4 | 883   | 60.6 | 742   | 74.4  | 4,476 | 90.3        | 1,456 | 80.4 | 1,500 | 70.7 | 915   | 59.9 | 633 | 77.3  | 4,504 | 87.7        | 1,677 | 81.5 | 1,479 | 73.8 | 962   | 65.9 | 691 | 79.1  | 4,809 |
|  | 1                | 6.5         | 112   | 7.2  | 123   | 11.0 | 149   | 11.4 | 140   | 8.7   | 524   | 4.5         | 73    | 7.2  | 135   | 8.8  | 114   | 11.7 | 124 | 7.7   | 446   | 6.3         | 121   | 8.0  | 146   | 10.1 | 132   | 10.0 | 105 | 8.3   | 504   |
|  | 2                | 2.4         | 41    | 5.2  | 89    | 8.8  | 119   | 8.7  | 107   | 5.9   | 356   | 1.7         | 27    | 4.9  | 92    | 6.3  | 81    | 8.9  | 94  | 5.0   | 294   | 2.4         | 46    | 3.3  | 60    | 5.3  | 69    | 7.8  | 82  | 4.2   | 257   |
|  | 3 or 4           | 2.0         | 35    | 4.1  | 70    | 6.1  | 83    | 6.4  | 79    | 4.4   | 267   | 1.1         | 18    | 3.0  | 56    | 5.3  | 68    | 8.5  | 90  | 4.0   | 232   | 1.5         | 29    | 3.6  | 65    | 5.3  | 69    | 7.3  | 77  | 3.9   | 240   |
|  | 5 or more        | 1.5         | 26    | 5.4  | 93    | 8.7  | 117   | 12.8 | 157   | 6.5   | 393   | 2.4         | 39    | 4.4  | 82    | 9.0  | 117   | 11.0 | 116 | 6.1   | 354   | 2.0         | 39    | 3.5  | 64    | 5.5  | 72    | 8.9  | 93  | 4.4   | 268   |
| About how many adults (over 21) have you known personally who in the past year have:   |                  |             |       |      |       |      |       |      |       |       |       |             |       |      |       |      |       |      |     |       |       |             |       |      |       |      |       |      |     |       |       |
| Sold or dealt drugs?   | None             | 93.8        | 1,606 | 88.7 | 1,518 | 84.5 | 1,141 | 79.2 | 971   | 87.3  | 5,236 | 96.3        | 1,544 | 91.9 | 1,701 | 87.4 | 1,127 | 84.0 | 889 | 90.7  | 5,261 | 95.7        | 1,820 | 92.0 | 1,666 | 90.4 | 1,179 | 85.0 | 888 | 91.6  | 5,553 |
|  | 1                | 3.6         | 61    | 5.0  | 86    | 5.6  | 76    | 6.4  | 79    | 5.0   | 302   | 1.9         | 31    | 4.6  | 85    | 4.6  | 59    | 6.3  | 67  | 4.2   | 242   | 2.8         | 53    | 4.4  | 79    | 4.8  | 62    | 5.6  | 58  | 4.2   | 252   |
|  | 2                | 1.0         | 17    | 2.3  | 40    | 3.8  | 52    | 5.3  | 65    | 2.9   | 174   | 0.6         | 9     | 1.5  | 27    | 3.0  | 39    | 3.9  | 41  | 2.0   | 116   | 0.4         | 8     | 1.4  | 26    | 1.4  | 18    | 3.8  | 40  | 1.5   | 92    |
|  | 3 or 4           | 0.7         | 12    | 1.9  | 33    | 2.4  | 33    | 3.4  | 42    | 2.0   | 120   | 0.4         | 7     | 0.9  | 16    | 2.1  | 27    | 2.6  | 27  | 1.3   | 77    | 0.5         | 9     | 1.3  | 24    | 1.8  | 23    | 2.7  | 28  | 1.4   | 84    |
|  | 5 or more        | 0.9         | 16    | 2.0  | 34    | 3.6  | 49    | 5.6  | 69    | 2.8   | 168   | 0.7         | 12    | 1.2  | 22    | 2.9  | 37    | 3.2  | 34  | 1.8   | 105   | 0.6         | 12    | 0.8  | 15    | 1.7  | 22    | 3.0  | 31  | 1.3   | 80    |
| About how many adults (over 21) have you known personally who in the past year have:   |                  |             |       |      |       |      |       |      |       |       |       |             |       |      |       |      |       |      |     |       |       |             |       |      |       |      |       |      |     |       |       |
| Done other things that could get them in trouble with the police, like stealing, selling stolen goods, mugging or assaulting others, etc.? | None             | 90.6        | 1,554 | 84.7 | 1,451 | 83.7 | 1,132 | 82.3 | 1,005 | 85.7  | 5,142 | 92.1        | 1,479 | 87.5 | 1,617 | 86.2 | 1,116 | 86.4 | 914 | 88.3  | 5,126 | 90.2        | 1,713 | 87.3 | 1,573 | 87.0 | 1,131 | 84.4 | 879 | 87.7  | 5,296 |
|  | 1                | 5.4         | 93    | 7.0  | 120   | 6.7  | 91    | 6.6  | 80    | 6.4   | 384   | 4.5         | 72    | 6.0  | 111   | 5.4  | 70    | 5.2  | 55  | 5.3   | 308   | 5.4         | 103   | 5.8  | 105   | 6.5  | 84    | 6.0  | 62  | 5.9   | 354   |
|  | 2                | 2.2         | 37    | 3.1  | 53    | 3.7  | 50    | 3.4  | 41    | 3.0   | 181   | 1.9         | 30    | 3.1  | 57    | 3.3  | 43    | 3.0  | 32  | 2.8   | 162   | 1.8         | 34    | 2.8  | 51    | 2.9  | 38    | 3.8  | 40  | 2.7   | 163   |
|  | 3 or 4           | 0.9         | 16    | 2.2  | 38    | 1.9  | 26    | 3.4  | 41    | 2.0   | 121   | 0.6         | 10    | 1.5  | 27    | 1.8  | 23    | 1.6  | 17  | 1.3   | 77    | 0.8         | 16    | 2.0  | 36    | 1.6  | 21    | 2.9  | 30  | 1.7   | 103   |
|  | 5 or more        | 0.9         | 16    | 3.0  | 51    | 3.9  | 53    | 4.4  | 54    | 2.9   | 174   | 0.9         | 14    | 2.0  | 37    | 3.3  | 43    | 3.8  | 40  | 2.3   | 134   | 1.7         | 33    | 2.0  | 36    | 2.0  | 26    | 3.0  | 31  | 2.1   | 126   |
| How many of your brothers or sisters ever:   |                  |             |       |      |       |      |       |      |       |       |       |             |       |      |       |      |       |      |     |       |       |             |       |      |       |      |       |      |     |       |       |
| Drank beer, wine or hard liquor (for example, vodka, whiskey or gin)?  | I don't have any | 20.1        | 345   | 19.8 | 339   | 17.4 | 235   | 16.6 | 202   | 18.7  | 1,121 | 29.1        | 472   | 21.9 | 410   | 18.4 | 239   | 16.5 | 176 | 22.1  | 1,297 | 28.2        | 538   | 26.4 | 482   | 22.1 | 289   | 20.6 | 217 | 25.0  | 1,526 |
|  | None             | 67.9        | 1,164 | 61.8 | 1,059 | 54.9 | 743   | 51.3 | 625   | 59.8  | 3,591 | 60.2        | 977   | 59.8 | 1,120 | 56.3 | 732   | 54.8 | 583 | 58.2  | 3,412 | 61.3        | 1,170 | 58.2 | 1,062 | 55.5 | 726   | 49.5 | 520 | 57.1  | 3,478 |
|  | 1                | 7.0         | 120   | 11.1 | 191   | 14.5 | 197   | 19.7 | 240   | 12.5  | 748   | 5.3         | 86    | 9.7  | 182   | 14.8 | 193   | 16.9 | 180 | 10.9  | 641   | 5.9         | 112   | 8.4  | 154   | 13.7 | 179   | 16.7 | 176 | 10.2  | 621   |
|  | 2                | 3.1         | 53    | 3.7  | 64    | 7.8  | 106   | 8.2  | 100   | 5.4   | 323   | 2.5         | 40    | 4.5  | 84    | 5.8  | 75    | 7.4  | 79  | 4.7   | 278   | 2.3         | 43    | 3.5  | 64    | 5.7  | 75    | 7.5  | 79  | 4.3   | 261   |
|  | 3 or 4           | 1.2         | 20    | 1.9  | 33    | 4.0  | 54    | 2.8  | 34    | 2.3   | 141   | 1.6         | 26    | 2.7  | 51    | 3.1  | 40    | 3.6  | 38  | 2.6   | 155   | 1.6         | 30    | 2.2  | 40    | 2.2  | 29    | 3.9  | 41  | 2.3   | 140   |
|  | 5 or more        | 0.7         | 12    | 1.6  | 28    | 1.4  | 19    | 1.5  | 18    | 1.3   | 77    | 1.4         | 22    | 1.4  | 27    | 1.6  | 21    | 0.8  | 8   | 1.3   | 78    | 0.9         | 17    | 1.2  | 22    | 0.7  | 9     | 1.7  | 18  | 1.1   | 66    |

### Family Domain Risk Factor: Family History of Antisocial Behavior (continued)

| Question   | Response         | County 2019 |       |      |       |      |       |      |     |       |       | County 2021 |       |      |       |      |       |      |     |       |       | County 2023 |       |      |       |      |     |      |     |       |       |
|--|------------------|-------------|-------|------|-------|------|-------|------|-----|-------|-------|-------------|-------|------|-------|------|-------|------|-----|-------|-------|-------------|-------|------|-------|------|-----|------|-----|-------|-------|
|  |                  | 6th         |       | 8th  |       | 10th |       | 12th |     | Total |       | 6th         |       | 8th  |       | 10th |       | 12th |     | Total |       | 6th         |       | 8th  |       | 10th |     | 12th |     | Total |       |
|  |                  | %           | n     | %    | n     | %    | n     | %    | n   | %     | n     | %           | n     | %    | n     | %    | n     | %    | n   | %     | n     | %           | n     | %    | n     | %    | n   | %    | n   | %     | n     |
| How many of your brothers or sisters ever:                           |                  |             |       |      |       |      |       |      |     |       |       |             |       |      |       |      |       |      |     |       |       |             |       |      |       |      |     |      |     |       |       |
| Smoked cigarettes?   | I don't have any | 21.5        | 370   | 20.5 | 351   | 17.2 | 232   | 17.5 | 213 | 19.4  | 1,166 | 30.8        | 496   | 24.0 | 452   | 20.4 | 264   | 18.2 | 193 | 24.0  | 1,405 | 28.2        | 536   | 27.5 | 500   | 23.4 | 305 | 21.0 | 221 | 25.7  | 1,562 |
|  | None             | 70.0        | 1,205 | 68.3 | 1,168 | 69.3 | 935   | 65.8 | 800 | 68.5  | 4,108 | 62.5        | 1,007 | 66.1 | 1,242 | 69.2 | 897   | 68.2 | 723 | 66.2  | 3,869 | 64.8        | 1,232 | 64.4 | 1,172 | 67.0 | 874 | 65.7 | 691 | 65.3  | 3,969 |
|  | 1                | 4.9         | 84    | 7.7  | 131   | 8.9  | 120   | 10.9 | 133 | 7.8   | 468   | 4.0         | 65    | 6.5  | 123   | 6.1  | 79    | 9.2  | 98  | 6.2   | 365   | 4.4         | 84    | 4.7  | 86    | 6.7  | 87  | 9.0  | 95  | 5.8   | 352   |
|  | 2                | 1.5         | 26    | 2.0  | 34    | 2.5  | 34    | 3.6  | 44  | 2.3   | 138   | 1.2         | 20    | 1.6  | 30    | 2.2  | 29    | 2.5  | 27  | 1.8   | 106   | 1.3         | 25    | 1.5  | 27    | 2.1  | 27  | 2.4  | 25  | 1.7   | 104   |
|  | 3 or 4           | 1.3         | 23    | 0.8  | 14    | 1.4  | 19    | 1.2  | 14  | 1.2   | 70    | 0.6         | 10    | 1.0  | 19    | 1.0  | 13    | 1.3  | 14  | 1.0   | 56    | 0.7         | 13    | 1.0  | 19    | 0.6  | 8   | 1.0  | 10  | 0.8   | 50    |
|  | 5 or more        | 0.8         | 14    | 0.8  | 13    | 0.7  | 10    | 0.9  | 11  | 0.8   | 48    | 0.8         | 13    | 0.7  | 14    | 1.1  | 14    | 0.5  | 5   | 0.8   | 46    | 0.6         | 11    | 0.8  | 15    | 0.3  | 4   | 0.9  | 9   | 0.6   | 39    |
| How many of your brothers or sisters ever:                           |                  |             |       |      |       |      |       |      |     |       |       |             |       |      |       |      |       |      |     |       |       |             |       |      |       |      |     |      |     |       |       |
| Used marijuana?  | I don't have any | 21.7        | 372   | 20.0 | 339   | 16.3 | 220   | 14.8 | 180 | 18.6  | 1,111 | 31.4        | 504   | 23.7 | 445   | 19.8 | 256   | 18.1 | 192 | 23.9  | 1,397 | 29.0        | 548   | 27.3 | 495   | 23.3 | 304 | 20.1 | 211 | 25.7  | 1,558 |
|  | None             | 73.7        | 1,266 | 67.8 | 1,151 | 60.1 | 812   | 55.2 | 673 | 65.2  | 3,902 | 65.2        | 1,048 | 65.1 | 1,221 | 61.3 | 795   | 57.3 | 609 | 62.9  | 3,673 | 66.8        | 1,263 | 63.6 | 1,151 | 62.1 | 809 | 56.9 | 598 | 63.1  | 3,821 |
|  | 1                | 2.6         | 44    | 7.7  | 131   | 12.7 | 172   | 18.8 | 229 | 9.6   | 576   | 2.0         | 32    | 6.2  | 116   | 10.3 | 133   | 13.7 | 145 | 7.3   | 426   | 2.5         | 47    | 4.8  | 86    | 8.8  | 114 | 12.4 | 130 | 6.2   | 377   |
|  | 2                | 0.8         | 13    | 1.7  | 29    | 6.3  | 85    | 6.6  | 80  | 3.5   | 207   | 0.4         | 6     | 2.6  | 49    | 4.8  | 62    | 6.3  | 67  | 3.2   | 184   | 0.8         | 15    | 2.2  | 39    | 3.5  | 45  | 6.4  | 67  | 2.7   | 166   |
|  | 3 or 4           | 0.8         | 13    | 1.5  | 26    | 2.7  | 37    | 3.0  | 37  | 1.9   | 113   | 0.4         | 7     | 1.4  | 27    | 2.2  | 28    | 3.1  | 33  | 1.6   | 95    | 0.4         | 7     | 1.2  | 21    | 2.0  | 26  | 2.9  | 31  | 1.4   | 85    |
|  | 5 or more        | 0.5         | 9     | 1.3  | 22    | 1.9  | 26    | 1.6  | 20  | 1.3   | 77    | 0.6         | 10    | 0.9  | 17    | 1.7  | 22    | 1.5  | 16  | 1.1   | 65    | 0.5         | 10    | 1.0  | 18    | 0.3  | 4   | 1.3  | 14  | 0.8   | 46    |
| How many of your brothers or sisters ever:                           |                  |             |       |      |       |      |       |      |     |       |       |             |       |      |       |      |       |      |     |       |       |             |       |      |       |      |     |      |     |       |       |
| Took a handgun to school?  | I don't have any | 21.9        | 375   | 20.8 | 354   | 17.6 | 238   | 16.8 | 205 | 19.6  | 1,172 | 31.7        | 506   | 24.7 | 463   | 21.1 | 272   | 19.9 | 211 | 25.0  | 1,452 | 29.7        | 562   | 28.6 | 516   | 24.4 | 319 | 21.9 | 229 | 26.9  | 1,626 |
|  | None             | 77.2        | 1,320 | 78.1 | 1,327 | 81.5 | 1,099 | 82.0 | 998 | 79.4  | 4,744 | 68.0        | 1,085 | 74.6 | 1,395 | 78.2 | 1,009 | 79.5 | 843 | 74.4  | 4,332 | 69.4        | 1,313 | 70.7 | 1,276 | 74.7 | 975 | 77.2 | 808 | 72.3  | 4,372 |
|  | 1                | 0.5         | 9     | 0.8  | 13    | 0.5  | 7     | 0.5  | 6   | 0.6   | 35    | 0.3         | 4     | 0.4  | 8     | 0.3  | 4     | 0.7  | 7   | 0.4   | 23    | 0.5         | 10    | 0.4  | 7     | 0.4  | 5   | 0.3  | 3   | 0.4   | 25    |
|  | 2                | 0.2         | 4     | 0.0  | 0     | 0.2  | 3     | 0.2  | 3   | 0.2   | 10    | 0.0         | 0     | 0.1  | 1     | 0.2  | 2     | 0.0  | 0   | 0.1   | 3     | 0.1         | 1     | 0.0  | 0     | 0.2  | 3   | 0.3  | 3   | 0.1   | 7     |
|  | 3 or 4           | 0.0         | 0     | 0.1  | 2     | 0.0  | 0     | 0.2  | 2   | 0.1   | 4     | 0.0         | 0     | 0.1  | 1     | 0.0  | 0     | 0.0  | 0   | 0.0   | 1     | 0.1         | 2     | 0.1  | 2     | 0.2  | 2   | 0.1  | 1   | 0.1   | 7     |
|  | 5 or more        | 0.1         | 2     | 0.2  | 3     | 0.1  | 2     | 0.2  | 3   | 0.2   | 10    | 0.1         | 1     | 0.2  | 3     | 0.3  | 4     | 0.0  | 0   | 0.1   | 8     | 0.3         | 5     | 0.3  | 5     | 0.1  | 1   | 0.2  | 2   | 0.2   | 13    |
| How many of your brothers or sisters ever:                           |                  |             |       |      |       |      |       |      |     |       |       |             |       |      |       |      |       |      |     |       |       |             |       |      |       |      |     |      |     |       |       |
| Been suspended or expelled from school?                              | I don't have any | 19.1        | 326   | 17.7 | 300   | 15.5 | 209   | 15.5 | 189 | 17.1  | 1,024 | 27.9        | 446   | 21.2 | 395   | 19.3 | 250   | 18.3 | 193 | 22.1  | 1,284 | 24.7        | 470   | 23.9 | 433   | 22.7 | 295 | 21.0 | 220 | 23.4  | 1,418 |
|  | None             | 62.7        | 1,072 | 61.4 | 1,042 | 64.5 | 870   | 68.7 | 835 | 63.9  | 3,819 | 58.1        | 930   | 59.6 | 1,113 | 66.2 | 856   | 67.8 | 717 | 62.2  | 3,616 | 55.9        | 1,063 | 57.0 | 1,034 | 61.4 | 797 | 63.8 | 667 | 58.8  | 3,561 |
|  | 1                | 11.0        | 188   | 13.4 | 228   | 13.0 | 175   | 11.1 | 135 | 12.2  | 726   | 9.1         | 145   | 11.8 | 220   | 9.7  | 125   | 9.7  | 103 | 10.2  | 593   | 12.4        | 236   | 11.5 | 208   | 10.9 | 142 | 10.1 | 106 | 11.4  | 692   |
|  | 2                | 4.0         | 68    | 4.0  | 68    | 4.4  | 60    | 3.4  | 41  | 4.0   | 237   | 2.8         | 44    | 3.6  | 67    | 3.3  | 43    | 3.0  | 32  | 3.2   | 186   | 3.6         | 69    | 4.2  | 77    | 3.5  | 46  | 3.3  | 34  | 3.7   | 226   |
|  | 3 or 4           | 1.6         | 28    | 2.2  | 37    | 1.6  | 22    | 0.7  | 8   | 1.6   | 95    | 1.2         | 19    | 2.7  | 51    | 0.8  | 10    | 0.6  | 6   | 1.5   | 86    | 1.7         | 32    | 2.0  | 36    | 1.2  | 15  | 1.2  | 13  | 1.6   | 96    |
|  | 5 or more        | 1.6         | 28    | 1.4  | 23    | 1.0  | 13    | 0.7  | 8   | 1.2   | 72    | 1.0         | 16    | 1.1  | 21    | 0.7  | 9     | 0.6  | 6   | 0.9   | 52    | 1.6         | 31    | 1.5  | 27    | 0.3  | 4   | 0.6  | 6   | 1.1   | 68    |
| Has anyone in your family ever had a severe alcohol or drug problem? | Yes              | 17.2        | 293   | 22.3 | 376   | 34.5 | 463   | 31.6 | 381 | 25.5  | 1,513 | 17.5        | 273   | 21.4 | 391   | 32.4 | 413   | 34.8 | 365 | 25.2  | 1,442 | 16.9        | 320   | 23.6 | 427   | 28.2 | 367 | 33.6 | 353 | 24.2  | 1,467 |
|  | No               | 82.8        | 1,414 | 77.7 | 1,312 | 65.5 | 878   | 68.4 | 826 | 74.5  | 4,430 | 82.5        | 1,288 | 78.6 | 1,438 | 67.6 | 863   | 65.2 | 683 | 74.8  | 4,272 | 83.1        | 1,575 | 76.4 | 1,383 | 71.8 | 935 | 66.4 | 699 | 75.8  | 4,592 |

## Family Domain Risk Factor: Parental Attitudes Favorable Toward Antisocial Behavior & Drugs

| Question   | Response           | County 2019 |       |      |       |      |       |      |     |       |       | County 2021 |       |      |       |      |       |      |     |       |       | County 2023 |       |      |       |      |       |      |     |       |       |
|--|--------------------|-------------|-------|------|-------|------|-------|------|-----|-------|-------|-------------|-------|------|-------|------|-------|------|-----|-------|-------|-------------|-------|------|-------|------|-------|------|-----|-------|-------|
|  |                    | 6th         |       | 8th  |       | 10th |       | 12th |     | Total |       | 6th         |       | 8th  |       | 10th |       | 12th |     | Total |       | 6th         |       | 8th  |       | 10th |       | 12th |     | Total |       |
|  |                    | %           | n     | %    | n     | %    | n     | %    | n   | %     | n     | %           | n     | %    | n     | %    | n     | %    | n   | %     | n     | %           | n     | %    | n     | %    | n     | %    | n   | %     | n     |
| How wrong do your parents/caregivers feel it would be for you to:  |                    |             |       |      |       |      |       |      |     |       |       |             |       |      |       |      |       |      |     |       |       |             |       |      |       |      |       |      |     |       |       |
| Pick a fight with someone?*  | Not Wrong at All   | 6.2         | 105   | 5.5  | 93    | 5.0  | 68    | 6.2  | 75  | 5.7   | 341   | 6.3         | 100   | 5.5  | 102   | 4.9  | 64    | 3.7  | 39  | 5.2   | 305   | 7.8         | 149   | 6.6  | 120   | 4.0  | 53    | 5.5  | 57  | 6.2   | 379   |
|  | A Little Bit Wrong | 14.0        | 239   | 18.8 | 319   | 19.3 | 261   | 15.5 | 188 | 16.9  | 1,007 | 15.4        | 247   | 20.2 | 378   | 21.2 | 275   | 17.5 | 186 | 18.6  | 1,086 | 17.1        | 327   | 22.1 | 401   | 20.2 | 264   | 17.7 | 185 | 19.4  | 1,177 |
|  | Wrong              | 29.5        | 504   | 34.3 | 583   | 37.5 | 508   | 33.5 | 405 | 33.5  | 2,000 | 32.8        | 525   | 37.7 | 705   | 33.4 | 433   | 36.3 | 386 | 35.2  | 2,049 | 34.4        | 657   | 37.0 | 670   | 37.3 | 488   | 34.2 | 357 | 35.8  | 2,172 |
|  | Very wrong         | 50.3        | 859   | 41.5 | 705   | 38.2 | 517   | 44.8 | 542 | 43.9  | 2,623 | 45.5        | 728   | 36.6 | 685   | 40.4 | 523   | 42.5 | 451 | 41.0  | 2,387 | 40.6        | 776   | 34.2 | 620   | 38.5 | 504   | 42.7 | 446 | 38.6  | 2,346 |
| How wrong do your parents/caregivers feel it would be for you to:  |                    |             |       |      |       |      |       |      |     |       |       |             |       |      |       |      |       |      |     |       |       |             |       |      |       |      |       |      |     |       |       |
| Steal anything worth more than \$5*  | Not Wrong at All   | 5.2         | 89    | 4.0  | 67    | 2.9  | 39    | 3.9  | 47  | 4.1   | 242   | 5.6         | 90    | 3.6  | 68    | 4.1  | 53    | 3.2  | 34  | 4.2   | 245   | 5.9         | 111   | 5.1  | 91    | 3.1  | 40    | 4.5  | 47  | 4.8   | 289   |
|  | A Little Bit Wrong | 2.8         | 48    | 5.4  | 91    | 4.5  | 61    | 4.1  | 50  | 4.2   | 250   | 4.1         | 66    | 5.4  | 101   | 6.7  | 87    | 4.8  | 51  | 5.2   | 305   | 5.8         | 109   | 7.1  | 128   | 6.7  | 87    | 6.1  | 63  | 6.4   | 387   |
|  | Wrong              | 17.3        | 294   | 23.0 | 389   | 29.1 | 393   | 20.2 | 245 | 22.2  | 1,321 | 20.8        | 332   | 28.5 | 531   | 27.5 | 355   | 28.1 | 298 | 26.1  | 1,516 | 23.8        | 447   | 30.4 | 547   | 31.5 | 411   | 29.7 | 309 | 28.5  | 1,714 |
|  | Very wrong         | 74.6        | 1,269 | 67.7 | 1,147 | 63.5 | 858   | 71.8 | 869 | 69.6  | 4,143 | 69.5        | 1,110 | 62.5 | 1,166 | 61.6 | 795   | 63.9 | 677 | 64.5  | 3,748 | 64.5        | 1,211 | 57.4 | 1,033 | 58.8 | 767   | 59.8 | 622 | 60.3  | 3,633 |
| How wrong do your parents/caregivers feel it would be for you to:  |                    |             |       |      |       |      |       |      |     |       |       |             |       |      |       |      |       |      |     |       |       |             |       |      |       |      |       |      |     |       |       |
| Draw graffiti, or write things or draw pictures on buildings or other property (without the owner's permission)?*                | Not Wrong at All   | 5.5         | 93    | 4.8  | 81    | 3.3  | 44    | 4.8  | 58  | 4.6   | 276   | 6.3         | 100   | 4.1  | 77    | 3.9  | 50    | 3.8  | 40  | 4.6   | 267   | 6.8         | 128   | 4.8  | 86    | 3.2  | 42    | 5.0  | 52  | 5.1   | 308   |
|  | A Little Bit Wrong | 2.2         | 37    | 4.8  | 81    | 6.5  | 88    | 6.9  | 84  | 4.9   | 290   | 2.9         | 46    | 5.4  | 100   | 8.8  | 113   | 6.9  | 73  | 5.7   | 332   | 4.3         | 82    | 7.0  | 126   | 6.7  | 87    | 6.6  | 69  | 6.0   | 364   |
|  | Wrong              | 13.7        | 233   | 21.7 | 369   | 28.1 | 379   | 22.7 | 274 | 21.1  | 1,255 | 15.2        | 241   | 25.5 | 474   | 26.6 | 343   | 27.7 | 293 | 23.3  | 1,351 | 17.7        | 334   | 25.3 | 457   | 30.0 | 391   | 27.0 | 281 | 24.2  | 1,463 |
|  | Very wrong         | 78.6        | 1,335 | 68.8 | 1,169 | 62.1 | 839   | 65.6 | 793 | 69.4  | 4,136 | 75.7        | 1,203 | 65.0 | 1,207 | 60.8 | 784   | 61.7 | 653 | 66.4  | 3,847 | 71.2        | 1,347 | 63.0 | 1,138 | 60.1 | 783   | 61.3 | 637 | 64.7  | 3,905 |
| How wrong do your parents/caregivers feel it would be for you to:  |                    |             |       |      |       |      |       |      |     |       |       |             |       |      |       |      |       |      |     |       |       |             |       |      |       |      |       |      |     |       |       |
| Drink beer, wine or hard liquor (for example, vodka, whiskey, gin, or rum) regularly?*   | Not Wrong at All   | 5.1         | 87    | 4.3  | 73    | 3.5  | 47    | 5.3  | 64  | 4.5   | 271   | 5.5         | 87    | 3.5  | 65    | 4.2  | 54    | 4.5  | 48  | 4.4   | 254   | 5.7         | 108   | 5.2  | 93    | 3.4  | 44    | 5.0  | 52  | 4.9   | 297   |
|  | A Little Bit Wrong | 2.2         | 38    | 4.2  | 72    | 7.3  | 99    | 9.2  | 112 | 5.4   | 321   | 3.0         | 47    | 4.3  | 80    | 7.0  | 90    | 11.9 | 126 | 5.9   | 343   | 3.2         | 60    | 3.6  | 64    | 5.7  | 75    | 9.8  | 102 | 5.0   | 301   |
|  | Wrong              | 8.2         | 140   | 15.0 | 255   | 21.5 | 291   | 22.3 | 271 | 16.0  | 957   | 9.9         | 158   | 16.1 | 300   | 22.6 | 292   | 26.3 | 280 | 17.7  | 1,030 | 10.2        | 194   | 16.0 | 287   | 23.6 | 308   | 24.0 | 250 | 17.2  | 1,039 |
|  | Very wrong         | 84.4        | 1,434 | 76.5 | 1,300 | 67.7 | 915   | 63.1 | 766 | 74.0  | 4,415 | 81.6        | 1,299 | 76.1 | 1,417 | 66.3 | 857   | 57.3 | 609 | 72.0  | 4,182 | 80.9        | 1,535 | 75.3 | 1,352 | 67.3 | 879   | 61.2 | 637 | 72.9  | 4,403 |
| How wrong do your parents/caregivers feel it would be for you to:  |                    |             |       |      |       |      |       |      |     |       |       |             |       |      |       |      |       |      |     |       |       |             |       |      |       |      |       |      |     |       |       |
| Have one or two drinks of alcoholic beverage such as beer, wine, or hard liquor (vodka, whiskey, gin, or rum) nearly every day?* | Not Wrong at All   | 4.6         | 99    | 4.1  | 80    | 3.1  | 47    | 5.2  | 70  | 4.2   | 296   | 7.0         | 151   | 5.9  | 131   | 5.2  | 75    | 4.5  | 54  | 5.9   | 411   | 5.5         | 104   | 4.8  | 87    | 3.0  | 39    | 4.7  | 49  | 4.6   | 279   |
|  | A Little Bit Wrong | 3.5         | 75    | 4.8  | 94    | 7.7  | 117   | 10.2 | 138 | 6.1   | 424   | 4.4         | 95    | 4.7  | 105   | 7.1  | 103   | 12.2 | 145 | 6.4   | 448   | 1.6         | 31    | 2.3  | 41    | 3.1  | 41    | 4.3  | 45  | 2.6   | 158   |
|  | Wrong              | 11.4        | 246   | 15.9 | 311   | 21.1 | 322   | 22.3 | 301 | 16.9  | 1,180 | 12.0        | 259   | 15.4 | 342   | 19.5 | 284   | 22.6 | 269 | 16.4  | 1,154 | 10.1        | 192   | 13.2 | 238   | 19.4 | 253   | 19.2 | 200 | 14.6  | 883   |
|  | Very wrong         | 80.5        | 1,735 | 75.3 | 1,476 | 68.2 | 1,040 | 62.3 | 840 | 72.8  | 5,091 | 76.6        | 1,656 | 73.9 | 1,639 | 68.2 | 993   | 60.7 | 723 | 71.3  | 5,011 | 82.8        | 1,570 | 79.7 | 1,441 | 74.5 | 973   | 71.8 | 750 | 78.2  | 4,734 |
| How wrong do your parents/caregivers feel it would be for you to:  |                    |             |       |      |       |      |       |      |     |       |       |             |       |      |       |      |       |      |     |       |       |             |       |      |       |      |       |      |     |       |       |
| Smoke cigarettes?*   | Not Wrong at All   | 5.1         | 87    | 4.3  | 73    | 3.0  | 40    | 4.2  | 51  | 4.2   | 251   | 5.6         | 89    | 3.9  | 72    | 3.7  | 48    | 3.0  | 32  | 4.2   | 241   | 4.9         | 94    | 4.8  | 86    | 2.8  | 36    | 4.4  | 46  | 4.3   | 262   |
|  | A Little Bit Wrong | 1.5         | 25    | 1.2  | 20    | 2.1  | 29    | 3.1  | 38  | 1.9   | 112   | 1.6         | 26    | 1.2  | 23    | 2.6  | 33    | 3.2  | 34  | 2.0   | 116   | 2.0         | 38    | 1.8  | 33    | 2.1  | 28    | 2.8  | 29  | 2.1   | 128   |
|  | Wrong              | 6.9         | 116   | 10.4 | 176   | 13.5 | 183   | 14.0 | 169 | 10.8  | 644   | 8.6         | 136   | 12.5 | 233   | 14.5 | 187   | 17.3 | 183 | 12.7  | 739   | 9.6         | 182   | 12.9 | 233   | 15.9 | 208   | 17.0 | 178 | 13.2  | 801   |
|  | Very wrong         | 86.5        | 1,463 | 84.2 | 1,430 | 81.3 | 1,099 | 78.7 | 951 | 83.1  | 4,943 | 84.2        | 1,337 | 82.4 | 1,536 | 79.2 | 1,023 | 76.5 | 809 | 81.1  | 4,705 | 83.5        | 1,585 | 80.5 | 1,449 | 79.2 | 1,037 | 75.8 | 791 | 80.3  | 4,862 |

\*The Pennsylvania Youth Survey (PAYS) was significantly revised from 2021 to 2023. Trend data are reported in this report when the data are comparable. When cells include an "n/a" notation, it means the question was either not asked in a previous administration or the question was revised in a way that the 2023 data are not directly comparable. Please note that any question with an \* at the end designates a question and/or response option that was part of this 2023 survey revision. Please see Appendix B of your Profile Report for a description of changes



### Family Domain Risk Factor: Parental Attitudes Favorable Toward Antisocial Behavior & Drugs (continued)

| Question  | Response           | County 2019 |       |      |       |      |       |      |       |       |       | County 2021 |       |      |       |      |       |      |     |       |       | County 2023 |       |      |       |      |       |      |     |       |       |
|---|--------------------|-------------|-------|------|-------|------|-------|------|-------|-------|-------|-------------|-------|------|-------|------|-------|------|-----|-------|-------|-------------|-------|------|-------|------|-------|------|-----|-------|-------|
|   |                    | 6th         |       | 8th  |       | 10th |       | 12th |       | Total |       | 6th         |       | 8th  |       | 10th |       | 12th |     | Total |       | 6th         |       | 8th  |       | 10th |       | 12th |     | Total |       |
|   |                    | %           | n     | %    | n     | %    | n     | %    | n     | %     | n     | %           | n     | %    | n     | %    | n     | %    | n   | %     | n     | %           | n     | %    | n     | %    | n     | %    | n   | %     | n     |
| How wrong do your parents/caregivers feel it would be for you to: |                    |             |       |      |       |      |       |      |       |       |       |             |       |      |       |      |       |      |     |       |       |             |       |      |       |      |       |      |     |       |       |
| Use marijuana*  | Not at all wrong   | 5.6         | 95    | 5.5  | 93    | 5.1  | 69    | 7.9  | 96    | 6.0   | 353   | 5.5         | 87    | 4.1  | 77    | 5.9  | 76    | 7.7  | 82  | 5.6   | 322   | 5.1         | 96    | 5.4  | 97    | 4.0  | 52    | 8.3  | 87  | 5.5   | 332   |
|   | A little bit wrong | 1.1         | 18    | 3.1  | 52    | 9.1  | 123   | 11.6 | 140   | 5.6   | 333   | 1.3         | 21    | 3.1  | 58    | 8.7  | 113   | 12.4 | 131 | 5.6   | 323   | 1.1         | 21    | 2.6  | 47    | 6.2  | 81    | 9.9  | 103 | 4.2   | 252   |
|   | Wrong              | 5.8         | 97    | 10.8 | 182   | 18.4 | 248   | 20.3 | 246   | 13.0  | 773   | 7.2         | 113   | 12.0 | 224   | 16.2 | 209   | 20.5 | 217 | 13.2  | 763   | 7.3         | 138   | 11.8 | 212   | 16.5 | 215   | 20.8 | 217 | 12.9  | 782   |
|   | Very wrong         | 87.5        | 1,474 | 80.7 | 1,363 | 67.3 | 905   | 60.2 | 729   | 75.4  | 4,471 | 86.0        | 1,352 | 80.7 | 1,501 | 69.2 | 894   | 59.4 | 629 | 75.7  | 4,376 | 86.5        | 1,637 | 80.2 | 1,446 | 73.4 | 958   | 60.9 | 635 | 77.4  | 4,676 |
| How wrong do your parents/caregivers feel it would be for you to: |                    |             |       |      |       |      |       |      |       |       |       |             |       |      |       |      |       |      |     |       |       |             |       |      |       |      |       |      |     |       |       |
| Use prescription drugs not prescribed to you?*                    | Not at all wrong   | 6.7         | 141   | 6.1  | 118   | 3.0  | 45    | 3.2  | 43    | 5.0   | 347   | 8.4         | 176   | 6.6  | 145   | 4.9  | 71    | 2.9  | 34  | 6.1   | 426   | 5.2         | 97    | 5.1  | 92    | 2.8  | 37    | 3.8  | 39  | 4.4   | 265   |
|   | A little bit wrong | 2.6         | 54    | 4.0  | 77    | 3.9  | 59    | 3.1  | 41    | 3.3   | 231   | 2.9         | 60    | 3.1  | 69    | 3.4  | 49    | 3.3  | 39  | 3.1   | 217   | 1.5         | 29    | 2.1  | 38    | 2.1  | 28    | 3.1  | 32  | 2.1   | 127   |
|   | Wrong              | 10.6        | 224   | 12.1 | 235   | 13.7 | 209   | 12.0 | 161   | 12.0  | 829   | 9.8         | 206   | 13.7 | 300   | 12.9 | 188   | 13.2 | 157 | 12.3  | 851   | 9.5         | 178   | 13.3 | 239   | 15.8 | 206   | 14.2 | 147 | 12.8  | 770   |
|   | Very wrong         | 80.1        | 1,688 | 77.9 | 1,517 | 79.4 | 1,208 | 81.7 | 1,096 | 79.7  | 5,509 | 78.9        | 1,656 | 76.6 | 1,683 | 78.8 | 1,145 | 80.6 | 958 | 78.5  | 5,442 | 83.9        | 1,579 | 79.5 | 1,427 | 79.2 | 1,035 | 78.9 | 815 | 80.7  | 4,856 |

### Family Domain Risk Factor: Poor Family Management

| Question   | Response | County 2019 |       |      |       |      |     |      |     |       |       | County 2021 |       |      |       |      |     |      |     |       |       | County 2023 |       |      |       |      |     |      |     |       |       |
|--|----------|-------------|-------|------|-------|------|-----|------|-----|-------|-------|-------------|-------|------|-------|------|-----|------|-----|-------|-------|-------------|-------|------|-------|------|-----|------|-----|-------|-------|
|  |          | 6th         |       | 8th  |       | 10th |     | 12th |     | Total |       | 6th         |       | 8th  |       | 10th |     | 12th |     | Total |       | 6th         |       | 8th  |       | 10th |     | 12th |     | Total |       |
|  |          | %           | n     | %    | n     | %    | n   | %    | n   | %     | n     | %           | n     | %    | n     | %    | n   | %    | n   | %     | n     | %           | n     | %    | n     | %    | n   | %    | n   | %     | n     |
| When I am not at home, one of my parents/caregivers knows where I am and who I am with.* | NO!      | 3.1         | 55    | 3.6  | 63    | 3.2  | 44  | 4.4  | 54  | 3.5   | 216   | 2.8         | 48    | 2.0  | 39    | 2.0  | 26  | 2.8  | 30  | 2.4   | 143   | 3.3         | 66    | 3.3  | 61    | 2.2  | 29  | 3.3  | 35  | 3.1   | 191   |
|  | no       | 3.8         | 68    | 4.6  | 81    | 5.8  | 79  | 6.3  | 77  | 5.0   | 305   | 3.4         | 57    | 3.9  | 75    | 4.4  | 59  | 7.0  | 76  | 4.4   | 267   | 4.2         | 83    | 4.8  | 90    | 3.8  | 51  | 6.4  | 68  | 4.7   | 292   |
|  | yes      | 24.3        | 431   | 33.8 | 591   | 40.2 | 550 | 42.8 | 526 | 34.3  | 2,098 | 29.1        | 491   | 37.4 | 715   | 42.2 | 561 | 42.7 | 462 | 37.1  | 2,229 | 30.1        | 595   | 37.6 | 698   | 43.2 | 574 | 44.4 | 470 | 37.5  | 2,337 |
|  | YES!     | 68.8        | 1,223 | 57.9 | 1,011 | 50.8 | 694 | 46.5 | 571 | 57.2  | 3,499 | 64.7        | 1,092 | 56.6 | 1,083 | 51.4 | 682 | 47.5 | 514 | 56.1  | 3,371 | 62.4        | 1,236 | 54.3 | 1,007 | 50.8 | 676 | 45.9 | 486 | 54.7  | 3,405 |
| If you skipped school, would you be caught by your parents/caregivers?*                  | NO!      | 5.3         | 93    | 5.5  | 96    | 4.5  | 61  | 6.1  | 75  | 5.3   | 325   | 4.8         | 80    | 3.7  | 71    | 2.7  | 35  | 4.0  | 43  | 3.8   | 229   | 5.7         | 113   | 3.9  | 72    | 2.9  | 39  | 4.5  | 48  | 4.4   | 272   |
|  | no       | 4.9         | 86    | 7.4  | 129   | 10.1 | 138 | 11.1 | 135 | 8.0   | 488   | 6.4         | 107   | 7.8  | 148   | 8.5  | 112 | 11.5 | 124 | 8.2   | 491   | 5.0         | 99    | 7.2  | 134   | 6.5  | 86  | 9.7  | 104 | 6.8   | 423   |
|  | yes      | 18.8        | 332   | 25.6 | 446   | 31.3 | 427 | 32.0 | 391 | 26.2  | 1,596 | 24.2        | 406   | 32.5 | 616   | 36.7 | 484 | 35.1 | 379 | 31.6  | 1,885 | 27.8        | 548   | 31.8 | 590   | 36.1 | 480 | 37.4 | 400 | 32.4  | 2,018 |
|  | YES!     | 71.0        | 1,254 | 61.4 | 1,069 | 54.1 | 738 | 50.8 | 620 | 60.4  | 3,681 | 64.7        | 1,085 | 55.9 | 1,059 | 52.2 | 688 | 49.4 | 533 | 56.4  | 3,365 | 61.4        | 1,208 | 57.2 | 1,062 | 54.5 | 726 | 48.4 | 517 | 56.4  | 3,513 |
| My parents/caregivers ask if I've gotten my homework done.*                              | NO!      | 2.9         | 51    | 5.2  | 91    | 6.3  | 86  | 11.6 | 142 | 6.0   | 370   | 2.8         | 47    | 3.5  | 66    | 5.7  | 76  | 8.3  | 90  | 4.6   | 279   | 3.7         | 72    | 4.3  | 79    | 5.8  | 77  | 8.0  | 85  | 5.0   | 313   |
|  | no       | 4.7         | 84    | 9.9  | 173   | 16.1 | 220 | 22.1 | 270 | 12.2  | 747   | 5.0         | 85    | 10.4 | 199   | 15.1 | 200 | 22.6 | 244 | 12.1  | 728   | 7.0         | 137   | 12.1 | 224   | 16.6 | 221 | 26.5 | 282 | 13.9  | 864   |
|  | yes      | 24.6        | 437   | 33.0 | 577   | 37.3 | 510 | 35.0 | 428 | 31.9  | 1,952 | 29.5        | 497   | 37.3 | 713   | 39.7 | 526 | 39.1 | 422 | 36.0  | 2,158 | 30.3        | 596   | 34.9 | 646   | 40.5 | 540 | 36.7 | 391 | 34.9  | 2,173 |
|  | YES!     | 67.9        | 1,208 | 51.9 | 906   | 40.4 | 553 | 31.3 | 382 | 49.8  | 3,049 | 62.7        | 1,057 | 48.8 | 933   | 39.4 | 522 | 30.0 | 324 | 47.3  | 2,836 | 59.1        | 1,165 | 48.8 | 903   | 37.1 | 494 | 28.9 | 308 | 46.1  | 2,870 |
| Would your parents/caregivers know if you did not come home on time?*                    | NO!      | 4.5         | 80    | 4.6  | 80    | 4.5  | 61  | 6.2  | 76  | 4.9   | 297   | 3.4         | 56    | 2.9  | 55    | 2.2  | 29  | 4.2  | 45  | 3.1   | 185   | 3.5         | 69    | 3.0  | 56    | 2.3  | 30  | 4.4  | 47  | 3.2   | 202   |
|  | no       | 8.4         | 149   | 10.4 | 182   | 15.1 | 206 | 12.1 | 148 | 11.2  | 685   | 7.9         | 132   | 9.4  | 178   | 10.8 | 143 | 12.8 | 138 | 9.9   | 591   | 7.6         | 148   | 8.1  | 151   | 9.5  | 127 | 10.7 | 114 | 8.7   | 540   |
|  | yes      | 28.3        | 500   | 34.9 | 608   | 38.8 | 527 | 40.0 | 490 | 34.9  | 2,125 | 29.8        | 497   | 38.2 | 727   | 41.8 | 551 | 43.5 | 470 | 37.6  | 2,245 | 33.4        | 654   | 37.9 | 706   | 43.7 | 581 | 43.1 | 459 | 38.6  | 2,400 |
|  | YES!     | 58.7        | 1,037 | 50.1 | 873   | 41.6 | 566 | 41.7 | 511 | 49.0  | 2,987 | 59.0        | 985   | 49.6 | 943   | 45.2 | 596 | 39.5 | 427 | 49.4  | 2,951 | 55.6        | 1,089 | 50.9 | 948   | 44.5 | 592 | 41.8 | 445 | 49.5  | 3,074 |

\*The Pennsylvania Youth Survey (PAYS) was significantly revised from 2021 to 2023. Trend data are reported in this report when the data are comparable. When cells include an "n/a" notation, it means the question was either not asked in a previous administration or the question was revised in a way that the 2023 data are not directly comparable. Please note that any question with an \* at the end designates a question and/or response option that was part of this 2023 survey revision. Please see Appendix B of your Profile Report for a description of changes

| Family Domain Risk Factor: Poor Family Management (continued)   |          |             |       |      |       |      |     |      |     |       |       |             |       |      |       |      |     |      |     |       |       |             |       |      |       |      |     |      |     |       |       |
|---|----------|-------------|-------|------|-------|------|-----|------|-----|-------|-------|-------------|-------|------|-------|------|-----|------|-----|-------|-------|-------------|-------|------|-------|------|-----|------|-----|-------|-------|
| Question  | Response | County 2019 |       |      |       |      |     |      |     |       |       | County 2021 |       |      |       |      |     |      |     |       |       | County 2023 |       |      |       |      |     |      |     |       |       |
|   |          | 6th         |       | 8th  |       | 10th |     | 12th |     | Total |       | 6th         |       | 8th  |       | 10th |     | 12th |     | Total |       | 6th         |       | 8th  |       | 10th |     | 12th |     | Total |       |
|   |          | %           | n     | %    | n     | %    | n   | %    | n   | %     | n     | %           | n     | %    | n     | %    | n   | %    | n   | %     | n     | %           | n     | %    | n     | %    | n   | %    | n   | %     | n     |
| The rules in my family are clear.   | NO!      | 3.4         | 59    | 4.3  | 75    | 4.2  | 57  | 5.6  | 68  | 4.3   | 259   | 3.2         | 54    | 2.7  | 51    | 3.5  | 46  | 4.5  | 48  | 3.3   | 199   | 3.5         | 69    | 2.9  | 54    | 2.8  | 37  | 3.5  | 37  | 3.2   | 197   |
|   | no       | 6.8         | 120   | 10.2 | 177   | 12.0 | 164 | 10.0 | 122 | 9.6   | 583   | 6.3         | 105   | 10.2 | 193   | 13.0 | 171 | 13.9 | 150 | 10.4  | 619   | 8.1         | 158   | 10.5 | 195   | 11.6 | 154 | 14.1 | 150 | 10.6  | 657   |
|   | yes      | 32.6        | 573   | 38.0 | 657   | 45.9 | 627 | 44.3 | 542 | 39.5  | 2,399 | 37.0        | 620   | 42.6 | 809   | 45.8 | 603 | 43.7 | 471 | 41.9  | 2,503 | 39.9        | 779   | 44.3 | 822   | 46.0 | 610 | 46.0 | 488 | 43.6  | 2,699 |
|   | YES!     | 57.2        | 1,004 | 47.4 | 820   | 37.9 | 518 | 40.1 | 491 | 46.6  | 2,833 | 53.5        | 895   | 44.6 | 847   | 37.8 | 498 | 37.9 | 409 | 44.4  | 2,649 | 48.5        | 947   | 42.2 | 783   | 39.5 | 524 | 36.4 | 386 | 42.6  | 2,640 |
| If you carried a handgun without your parents/caregivers' permission, would you be caught by them?*   | NO!      | 4.8         | 84    | 6.3  | 108   | 5.7  | 77  | 7.6  | 92  | 6.0   | 361   | 4.5         | 75    | 4.1  | 78    | 3.4  | 45  | 5.2  | 56  | 4.3   | 254   | 5.6         | 110   | 4.4  | 82    | 4.1  | 55  | 5.2  | 55  | 4.9   | 302   |
|   | no       | 3.5         | 62    | 7.8  | 134   | 10.3 | 140 | 11.1 | 135 | 7.8   | 471   | 4.5         | 74    | 7.6  | 144   | 8.4  | 111 | 13.4 | 143 | 8.0   | 472   | 5.0         | 97    | 7.0  | 130   | 8.1  | 108 | 11.6 | 123 | 7.4   | 458   |
|   | yes      | 13.7        | 240   | 18.3 | 315   | 24.0 | 325 | 23.9 | 291 | 19.4  | 1,171 | 14.9        | 247   | 23.2 | 437   | 28.0 | 368 | 26.6 | 284 | 22.5  | 1,336 | 18.7        | 364   | 22.5 | 416   | 28.9 | 384 | 27.5 | 292 | 23.5  | 1,456 |
|   | YES!     | 77.9        | 1,363 | 67.6 | 1,161 | 60.0 | 813 | 57.4 | 699 | 66.8  | 4,036 | 76.1        | 1,260 | 65.1 | 1,227 | 60.1 | 790 | 54.8 | 586 | 65.2  | 3,863 | 70.7        | 1,379 | 66.1 | 1,222 | 58.8 | 782 | 55.7 | 591 | 64.2  | 3,974 |
| If you drank some beer, wine, or hard liquor (such as vodka, whiskey, gin, or rum) without your parents/caregivers' permission, would you be caught by them?* | NO!      | 6.8         | 117   | 8.7  | 149   | 10.9 | 148 | 13.7 | 167 | 9.7   | 581   | 8.9         | 147   | 8.3  | 156   | 8.8  | 115 | 12.8 | 137 | 9.4   | 555   | 7.1         | 136   | 7.3  | 133   | 7.1  | 94  | 10.3 | 109 | 7.7   | 472   |
|   | no       | 4.8         | 83    | 12.8 | 221   | 29.7 | 402 | 34.2 | 416 | 18.6  | 1,122 | 6.5         | 107   | 14.2 | 268   | 24.6 | 320 | 35.9 | 383 | 18.3  | 1,078 | 5.5         | 106   | 12.1 | 222   | 20.6 | 273 | 28.9 | 305 | 14.8  | 906   |
|   | yes      | 14.8        | 255   | 23.2 | 400   | 26.4 | 357 | 25.4 | 309 | 22.0  | 1,321 | 16.4        | 269   | 24.7 | 466   | 31.2 | 405 | 24.4 | 261 | 23.8  | 1,401 | 19.0        | 366   | 26.1 | 479   | 32.7 | 433 | 31.0 | 327 | 26.2  | 1,605 |
|   | YES!     | 73.7        | 1,272 | 55.3 | 951   | 33.0 | 446 | 26.7 | 325 | 49.8  | 2,994 | 68.2        | 1,120 | 52.7 | 993   | 35.4 | 460 | 26.9 | 287 | 48.5  | 2,860 | 68.4        | 1,315 | 54.5 | 999   | 39.6 | 525 | 29.8 | 315 | 51.4  | 3,154 |
| My family has clear rules about alcohol and drug use.   | NO!      | 4.7         | 82    | 4.7  | 82    | 4.6  | 62  | 5.3  | 65  | 4.8   | 291   | 6.5         | 107   | 5.1  | 97    | 4.4  | 58  | 6.4  | 69  | 5.6   | 331   | 5.6         | 106   | 2.9  | 53    | 2.5  | 33  | 4.7  | 49  | 4.0   | 241   |
|   | no       | 4.6         | 79    | 7.6  | 132   | 12.1 | 164 | 12.2 | 148 | 8.7   | 523   | 5.0         | 83    | 9.0  | 171   | 13.7 | 179 | 14.9 | 160 | 10.0  | 593   | 8.3         | 157   | 10.3 | 187   | 9.2  | 119 | 15.6 | 164 | 10.4  | 627   |
|   | yes      | 16.1        | 279   | 24.2 | 418   | 33.2 | 450 | 37.8 | 460 | 26.6  | 1,607 | 17.9        | 295   | 25.1 | 474   | 34.6 | 453 | 36.6 | 393 | 27.3  | 1,615 | 24.1        | 456   | 30.4 | 552   | 37.8 | 491 | 38.2 | 402 | 31.4  | 1,901 |
|   | YES!     | 74.6        | 1,293 | 63.4 | 1,095 | 50.1 | 679 | 44.7 | 543 | 59.9  | 3,610 | 70.5        | 1,160 | 60.8 | 1,150 | 47.2 | 618 | 42.1 | 452 | 57.1  | 3,380 | 61.9        | 1,170 | 56.4 | 1,023 | 50.5 | 657 | 41.5 | 437 | 54.3  | 3,287 |

| Family Domain Protective Factor: Family Attachment                     |          |             |     |     |     |      |     |      |     |       |     |             |     |     |     |      |     |      |     |       |     |             |     |     |     |      |     |      |     |       |     |      |       |      |     |      |     |      |     |      |       |     |
|--|----------|-------------|-----|-----|-----|------|-----|------|-----|-------|-----|-------------|-----|-----|-----|------|-----|------|-----|-------|-----|-------------|-----|-----|-----|------|-----|------|-----|-------|-----|------|-------|------|-----|------|-----|------|-----|------|-------|-----|
| Question   | Response | County 2019 |     |     |     |      |     |      |     |       |     | County 2021 |     |     |     |      |     |      |     |       |     | County 2023 |     |     |     |      |     |      |     |       |     |      |       |      |     |      |     |      |     |      |       |     |
|  |          | 6th         |     | 8th |     | 10th |     | 12th |     | Total |     | 6th         |     | 8th |     | 10th |     | 12th |     | Total |     | 6th         |     | 8th |     | 10th |     | 12th |     | Total |     |      |       |      |     |      |     |      |     |      |       |     |
|  |          | %           | n   | %   | n   | %    | n   | %    | n   | %     | n   | %           | n   | %   | n   | %    | n   | %    | n   | %     | n   | %           | n   | %   | n   | %    | n   | %    | n   | %     | n   |      |       |      |     |      |     |      |     |      |       |     |
| Do you feel very close to your parents/caregivers?*                    | NO!      | n/a         | n/a | n/a | n/a | n/a  | n/a | n/a  | n/a | n/a   | n/a | n/a         | n/a | n/a | n/a | n/a  | n/a | n/a  | n/a | n/a   | n/a | n/a         | n/a | n/a | n/a | n/a  | n/a | n/a  | n/a | n/a   | n/a | 3.8  | 75    | 3.7  | 69  | 4.0  | 53  | 4.7  | 50  | 3.9  | 247   |     |
|  | no       | n/a         | n/a | n/a | n/a | n/a  | n/a | n/a  | n/a | n/a   | n/a | n/a         | n/a | n/a | n/a | n/a  | n/a | n/a  | n/a | n/a   | n/a | n/a         | n/a | n/a | n/a | n/a  | n/a | n/a  | n/a | n/a   | n/a | 5.7  | 113   | 9.7  | 182 | 12.3 | 165 | 13.2 | 142 | 9.6  | 602   |     |
|  | yes      | n/a         | n/a | n/a | n/a | n/a  | n/a | n/a  | n/a | n/a   | n/a | n/a         | n/a | n/a | n/a | n/a  | n/a | n/a  | n/a | n/a   | n/a | n/a         | n/a | n/a | n/a | n/a  | n/a | n/a  | n/a | n/a   | n/a | 24.9 | 494   | 33.8 | 631 | 38.9 | 520 | 38.2 | 410 | 32.8 | 2,055 |     |
|  | YES!     | n/a         | n/a | n/a | n/a | n/a  | n/a | n/a  | n/a | n/a   | n/a | n/a         | n/a | n/a | n/a | n/a  | n/a | n/a  | n/a | n/a   | n/a | n/a         | n/a | n/a | n/a | n/a  | n/a | n/a  | n/a | n/a   | n/a | 65.6 | 1,300 | 52.8 | 985 | 44.8 | 600 | 43.9 | 471 | 53.6 | 3,356 |     |
| Do you share your thoughts and feelings with your parents/caregivers?* | NO!      | n/a         | n/a | n/a | n/a | n/a  | n/a | n/a  | n/a | n/a   | n/a | n/a         | n/a | n/a | n/a | n/a  | n/a | n/a  | n/a | n/a   | n/a | n/a         | n/a | n/a | n/a | n/a  | n/a | n/a  | n/a | n/a   | n/a | n/a  | 9.9   | 196  | 9.5 | 177  | 8.4 | 112  | 9.7 | 104  | 9.4   | 589 |
|  | no       | n/a         | n/a | n/a | n/a | n/a  | n/a | n/a  | n/a | n/a   | n/a | n/a         | n/a | n/a | n/a | n/a  | n/a | n/a  | n/a | n/a   | n/a | n/a         | n/a | n/a | n/a | n/a  | n/a | n/a  | n/a | n/a   | n/a | 20.6 | 408   | 27.0 | 500 | 25.3 | 338 | 21.9 | 234 | 23.7 | 1,480 |     |
|  | yes      | n/a         | n/a | n/a | n/a | n/a  | n/a | n/a  | n/a | n/a   | n/a | n/a         | n/a | n/a | n/a | n/a  | n/a | n/a  | n/a | n/a   | n/a | n/a         | n/a | n/a | n/a | n/a  | n/a | n/a  | n/a | n/a   | n/a | 35.9 | 710   | 35.5 | 659 | 38.1 | 508 | 37.8 | 404 | 36.6 | 2,281 |     |
|  | YES!     | n/a         | n/a | n/a | n/a | n/a  | n/a | n/a  | n/a | n/a   | n/a | n/a         | n/a | n/a | n/a | n/a  | n/a | n/a  | n/a | n/a   | n/a | n/a         | n/a | n/a | n/a | n/a  | n/a | n/a  | n/a | n/a   | n/a | 33.5 | 663   | 28.0 | 519 | 28.2 | 377 | 30.6 | 327 | 30.2 | 1,886 |     |

\*The Pennsylvania Youth Survey (PAYS) was significantly revised from 2021 to 2023. Trend data are reported in this report when the data are comparable. When cells include an "n/a" notation, it means the question was either not asked in a previous administration or the question was revised in a way that the 2023 data are not directly comparable. Please note that any question with an \* at the end designates a question and/or response option that was part of this 2023 survey revision. Please see Appendix B of your Profile Report for a description of changes

### Family Domain Protective Factor: Opportunities for Prosocial Involvement

| Question  | Response | County 2019 |     |      |     |      |     |      |     |       |       | County 2021 |     |      |     |      |     |      |     |       |       | County 2023 |     |      |     |      |     |      |     |       |       |
|---|----------|-------------|-----|------|-----|------|-----|------|-----|-------|-------|-------------|-----|------|-----|------|-----|------|-----|-------|-------|-------------|-----|------|-----|------|-----|------|-----|-------|-------|
|   |          | 6th         |     | 8th  |     | 10th |     | 12th |     | Total |       | 6th         |     | 8th  |     | 10th |     | 12th |     | Total |       | 6th         |     | 8th  |     | 10th |     | 12th |     | Total |       |
|   |          | %           | n   | %    | n   | %    | n   | %    | n   | %     | n     | %           | n   | %    | n   | %    | n   | %    | n   | %     | n     | %           | n   | %    | n   | %    | n   | %    | n   | %     | n     |
| My parents/caregivers ask me what I think before most family decisions affecting me are made* | NO!      | 15.4        | 265 | 13.0 | 226 | 12.0 | 163 | 12.9 | 157 | 13.4  | 811   | 15.0        | 251 | 11.9 | 228 | 11.9 | 158 | 13.1 | 143 | 13.0  | 780   | 11.5        | 222 | 9.9  | 186 | 8.1  | 108 | 10.6 | 114 | 10.1  | 630   |
|   | no       | 20.7        | 357 | 20.7 | 360 | 21.9 | 297 | 21.7 | 265 | 21.2  | 1,279 | 22.7        | 381 | 25.5 | 488 | 25.8 | 343 | 23.2 | 252 | 24.4  | 1,464 | 19.8        | 382 | 23.1 | 435 | 21.8 | 292 | 21.2 | 228 | 21.5  | 1,337 |
|   | yes      | 40.5        | 698 | 43.2 | 750 | 46.9 | 637 | 42.5 | 519 | 43.1  | 2,604 | 41.4        | 695 | 45.0 | 861 | 42.8 | 568 | 43.5 | 473 | 43.2  | 2,597 | 41.7        | 804 | 44.3 | 833 | 45.2 | 605 | 44.8 | 481 | 43.8  | 2,723 |
|   | YES!     | 23.4        | 404 | 23.0 | 399 | 19.2 | 260 | 22.9 | 279 | 22.2  | 1,342 | 20.9        | 351 | 17.7 | 338 | 19.5 | 259 | 20.2 | 220 | 19.4  | 1,168 | 26.9        | 519 | 22.7 | 428 | 24.9 | 334 | 23.3 | 250 | 24.6  | 1,531 |
| If I had a personal problem, I could ask my parents/caregivers for help*                      | NO!      | 7.7         | 140 | 8.8  | 155 | 9.6  | 131 | 9.2  | 113 | 8.7   | 539   | 8.5         | 147 | 9.8  | 188 | 10.9 | 145 | 10.7 | 116 | 9.8   | 596   | 8.3         | 165 | 8.3  | 156 | 6.9  | 92  | 7.7  | 83  | 7.9   | 496   |
|   | no       | 7.0         | 128 | 12.2 | 215 | 13.9 | 191 | 12.0 | 147 | 11.0  | 681   | 8.9         | 153 | 13.8 | 265 | 15.1 | 201 | 15.3 | 167 | 13.0  | 786   | 9.4         | 186 | 13.5 | 255 | 12.5 | 167 | 12.9 | 139 | 11.9  | 747   |
|   | yes      | 32.1        | 583 | 36.8 | 647 | 42.5 | 582 | 41.5 | 511 | 37.6  | 2,323 | 36.7        | 632 | 40.4 | 776 | 43.4 | 577 | 40.2 | 438 | 39.9  | 2,423 | 35.4        | 701 | 39.9 | 753 | 41.4 | 554 | 43.6 | 469 | 39.4  | 2,477 |
|   | YES!     | 53.2        | 968 | 42.2 | 741 | 34.1 | 467 | 37.3 | 459 | 42.7  | 2,635 | 45.9        | 792 | 36.1 | 694 | 30.7 | 408 | 33.8 | 368 | 37.3  | 2,262 | 46.9        | 928 | 38.3 | 722 | 39.2 | 524 | 35.8 | 385 | 40.8  | 2,559 |
| My parents/caregivers give me lots of chances to do fun things with them*                     | NO!      | 5.9         | 106 | 7.3  | 129 | 7.6  | 104 | 8.2  | 101 | 7.1   | 440   | 5.6         | 96  | 5.9  | 114 | 6.6  | 88  | 8.2  | 89  | 6.4   | 387   | 5.4         | 106 | 5.0  | 94  | 4.4  | 59  | 6.4  | 69  | 5.2   | 328   |
|   | no       | 10.9        | 197 | 11.4 | 201 | 16.5 | 226 | 14.8 | 181 | 13.1  | 805   | 10.7        | 183 | 13.9 | 266 | 17.2 | 229 | 17.4 | 189 | 14.4  | 867   | 8.3         | 163 | 10.3 | 194 | 11.6 | 155 | 14.3 | 154 | 10.7  | 666   |
|   | yes      | 36.9        | 665 | 39.5 | 693 | 41.6 | 570 | 45.2 | 555 | 40.3  | 2,483 | 39.8        | 681 | 46.0 | 882 | 45.8 | 608 | 43.2 | 469 | 43.7  | 2,640 | 38.7        | 757 | 43.2 | 811 | 44.9 | 600 | 43.9 | 474 | 42.3  | 2,642 |
|   | YES!     | 46.3        | 833 | 41.7 | 733 | 34.3 | 470 | 31.8 | 390 | 39.4  | 2,426 | 43.8        | 749 | 34.2 | 657 | 30.3 | 403 | 31.2 | 338 | 35.5  | 2,147 | 47.6        | 932 | 41.4 | 778 | 39.0 | 521 | 35.5 | 383 | 41.8  | 2,614 |

### Family Domain Protective Factor: Rewards for Prosocial Involvement

| Question   | Response              | County 2019 |     |      |     |      |     |      |     |       |       | County 2021 |     |      |     |      |     |      |     |       |       | County 2023 |     |      |     |      |     |      |     |       |       |
|--|-----------------------|-------------|-----|------|-----|------|-----|------|-----|-------|-------|-------------|-----|------|-----|------|-----|------|-----|-------|-------|-------------|-----|------|-----|------|-----|------|-----|-------|-------|
|  |                       | 6th         |     | 8th  |     | 10th |     | 12th |     | Total |       | 6th         |     | 8th  |     | 10th |     | 12th |     | Total |       | 6th         |     | 8th  |     | 10th |     | 12th |     | Total |       |
|  |                       | %           | n   | %    | n   | %    | n   | %    | n   | %     | n     | %           | n   | %    | n   | %    | n   | %    | n   | %     | n     | %           | n   | %    | n   | %    | n   | %    | n   | %     | n     |
| My parents/caregivers notice when I am doing a good job and let me know about it*              | Never or Almost Never | 8.4         | 153 | 10.2 | 179 | 11.8 | 162 | 11.3 | 139 | 10.2  | 633   | 8.2         | 143 | 10.8 | 211 | 9.9  | 132 | 12.2 | 133 | 10.1  | 619   | 6.8         | 137 | 8.5  | 162 | 8.9  | 120 | 10.5 | 114 | 8.4   | 533   |
|  | Sometimes             | 22.2        | 403 | 25.2 | 444 | 28.3 | 389 | 25.2 | 310 | 25.0  | 1,546 | 25.2        | 439 | 30.5 | 596 | 35.1 | 470 | 33.0 | 360 | 30.5  | 1,865 | 21.6        | 435 | 28.3 | 538 | 27.2 | 366 | 29.0 | 315 | 26.0  | 1,654 |
|  | Often                 | 28.5        | 517 | 29.2 | 515 | 31.8 | 437 | 32.8 | 403 | 30.3  | 1,872 | 29.5        | 514 | 30.4 | 593 | 30.6 | 410 | 29.0 | 316 | 29.9  | 1,833 | 32.1        | 646 | 31.9 | 607 | 32.4 | 437 | 31.2 | 339 | 31.9  | 2,029 |
|  | All the time          | 40.9        | 744 | 35.5 | 625 | 28.0 | 385 | 30.6 | 376 | 34.5  | 2,130 | 37.0        | 645 | 28.3 | 552 | 24.4 | 326 | 25.8 | 281 | 29.5  | 1,804 | 39.5        | 796 | 31.4 | 597 | 31.5 | 425 | 29.2 | 317 | 33.6  | 2,135 |
| How often do your parents/caregivers tell you they're proud of you for something you've done?* | Never or Almost Never | 8.2         | 148 | 11.4 | 199 | 12.4 | 170 | 13.3 | 163 | 11.1  | 680   | 8.7         | 152 | 13.7 | 267 | 14.9 | 200 | 15.0 | 163 | 12.8  | 782   | 7.8         | 156 | 10.8 | 206 | 11.2 | 150 | 12.8 | 139 | 10.3  | 651   |
|  | Sometimes             | 20.0        | 362 | 23.7 | 415 | 29.5 | 405 | 23.7 | 290 | 23.9  | 1,472 | 23.2        | 405 | 29.9 | 582 | 32.4 | 434 | 31.3 | 341 | 28.8  | 1,762 | 19.9        | 399 | 27.9 | 531 | 27.4 | 369 | 28.6 | 310 | 25.4  | 1,609 |
|  | Often                 | 29.6        | 534 | 29.9 | 524 | 32.0 | 439 | 32.1 | 392 | 30.7  | 1,889 | 30.4        | 530 | 30.5 | 593 | 29.3 | 392 | 27.8 | 303 | 29.7  | 1,818 | 31.0        | 622 | 30.3 | 578 | 31.2 | 419 | 29.2 | 316 | 30.5  | 1,935 |
|  | All the time          | 42.2        | 762 | 35.0 | 613 | 26.0 | 357 | 30.9 | 378 | 34.3  | 2,110 | 37.7        | 659 | 25.9 | 503 | 23.3 | 312 | 25.8 | 281 | 28.7  | 1,755 | 41.4        | 832 | 31.0 | 590 | 30.3 | 407 | 29.4 | 318 | 33.9  | 2,147 |
| Do you enjoy spending time with your parents/caregivers?*                                      | NO!                   | n/a         | n/a | n/a  | n/a | n/a  | n/a | n/a  | n/a | n/a   | n/a   | n/a         | n/a | n/a  | n/a | n/a  | n/a | n/a  | n/a | n/a   | n/a   | n/a         | n/a | n/a  | n/a | n/a  | n/a | n/a  | n/a | n/a   | 186   |
|  | no                    | n/a         | n/a | n/a  | n/a | n/a  | n/a | n/a  | n/a | n/a   | n/a   | n/a         | n/a | n/a  | n/a | n/a  | n/a | n/a  | n/a | n/a   | n/a   | n/a         | n/a | n/a  | n/a | n/a  | n/a | n/a  | n/a | n/a   | 353   |
|  | yes                   | n/a         | n/a | n/a  | n/a | n/a  | n/a | n/a  | n/a | n/a   | n/a   | n/a         | n/a | n/a  | n/a | n/a  | n/a | n/a  | n/a | n/a   | n/a   | n/a         | n/a | n/a  | n/a | n/a  | n/a | n/a  | n/a | n/a   | 2,523 |
|  | YES!                  | n/a         | n/a | n/a  | n/a | n/a  | n/a | n/a  | n/a | n/a   | n/a   | n/a         | n/a | n/a  | n/a | n/a  | n/a | n/a  | n/a | n/a   | n/a   | n/a         | n/a | n/a  | n/a | n/a  | n/a | n/a  | n/a | n/a   | 3,168 |

\*The Pennsylvania Youth Survey (PAYS) was significantly revised from 2021 to 2023. Trend data are reported in this report when the data are comparable. When cells include an "n/a" notation, it means the question was either not asked in a previous administration or the question was revised in a way that the 2023 data are not directly comparable. Please note that any question with an \* at the end designates a question and/or response option that was part of this 2023 survey revision. Please see Appendix B of your Profile Report for a description of changes

## Peer-Individual Risk Factor: Attitudes Favorable Toward Antisocial Behavior and Drug Use

| Question   | Response           | County 2019 |       |      |       |      |       |      |       |       |       | County 2021 |       |      |       |      |       |      |     |       |       | County 2023 |       |      |       |      |       |      |     |       |       |
|--|--------------------|-------------|-------|------|-------|------|-------|------|-------|-------|-------|-------------|-------|------|-------|------|-------|------|-----|-------|-------|-------------|-------|------|-------|------|-------|------|-----|-------|-------|
|  |                    | 6th         |       | 8th  |       | 10th |       | 12th |       | Total |       | 6th         |       | 8th  |       | 10th |       | 12th |     | Total |       | 6th         |       | 8th  |       | 10th |       | 12th |     | Total |       |
|  |                    | %           | n     | %    | n     | %    | n     | %    | n     | %     | n     | %           | n     | %    | n     | %    | n     | %    | n   | %     | n     | %           | n     | %    | n     | %    | n     | %    | n   | %     | n     |
| How wrong do you think it is for someone your age to:                                  |                    |             |       |      |       |      |       |      |       |       |       |             |       |      |       |      |       |      |     |       |       |             |       |      |       |      |       |      |     |       |       |
| Stay away from school all day when their parents/caregivers think they are at school?* | Not Wrong at All   | 5.6         | 101   | 6.7  | 116   | 5.7  | 78    | 5.9  | 72    | 6.0   | 367   | 5.3         | 87    | 4.9  | 94    | 6.2  | 81    | 4.7  | 50  | 5.3   | 312   | 7.3         | 136   | 6.6  | 115   | 5.2  | 68    | 8.6  | 88  | 6.9   | 407   |
|  | A Little Bit Wrong | 6.7         | 121   | 13.1 | 228   | 15.7 | 213   | 18.2 | 221   | 12.8  | 783   | 8.1         | 133   | 14.5 | 277   | 19.6 | 255   | 22.7 | 243 | 15.3  | 908   | 8.4         | 156   | 14.0 | 242   | 17.2 | 225   | 20.3 | 208 | 14.0  | 831   |
|  | Wrong              | 20.8        | 375   | 30.4 | 528   | 37.2 | 506   | 34.4 | 418   | 29.9  | 1,827 | 27.7        | 458   | 37.1 | 709   | 37.1 | 482   | 36.7 | 393 | 34.4  | 2,042 | 28.0        | 520   | 33.3 | 578   | 38.0 | 498   | 34.2 | 350 | 32.8  | 1,946 |
|  | Very wrong         | 66.9        | 1,207 | 49.9 | 867   | 41.4 | 564   | 41.4 | 503   | 51.3  | 3,141 | 58.9        | 973   | 43.5 | 833   | 37.0 | 481   | 35.9 | 384 | 45.0  | 2,671 | 56.3        | 1,048 | 46.1 | 799   | 39.6 | 518   | 36.9 | 378 | 46.3  | 2,743 |
| How wrong do you think it is for someone your age to:                                  |                    |             |       |      |       |      |       |      |       |       |       |             |       |      |       |      |       |      |     |       |       |             |       |      |       |      |       |      |     |       |       |
| Take a handgun to school?  | Not Wrong at All   | 4.6         | 82    | 4.6  | 80    | 3.9  | 53    | 3.5  | 43    | 4.2   | 258   | 4.8         | 78    | 4.0  | 77    | 3.2  | 41    | 2.2  | 24  | 3.7   | 220   | 6.9         | 128   | 4.7  | 81    | 3.4  | 45    | 4.3  | 44  | 5.0   | 298   |
|  | A Little Bit Wrong | 0.9         | 17    | 0.9  | 16    | 1.3  | 18    | 1.2  | 14    | 1.1   | 65    | 0.8         | 13    | 1.3  | 24    | 1.3  | 17    | 1.2  | 13  | 1.1   | 67    | 1.1         | 20    | 1.7  | 29    | 1.6  | 21    | 0.9  | 9   | 1.3   | 79    |
|  | Wrong              | 4.5         | 81    | 5.2  | 90    | 4.3  | 59    | 4.5  | 55    | 4.7   | 285   | 4.0         | 65    | 7.5  | 143   | 6.2  | 80    | 4.5  | 48  | 5.7   | 336   | 4.7         | 88    | 6.5  | 113   | 6.3  | 83    | 6.1  | 62  | 5.8   | 346   |
|  | Very wrong         | 90.0        | 1,617 | 89.3 | 1,554 | 90.5 | 1,234 | 90.8 | 1,103 | 90.1  | 5,508 | 90.5        | 1,486 | 87.2 | 1,665 | 89.4 | 1,162 | 92.0 | 983 | 89.5  | 5,296 | 87.4        | 1,632 | 87.1 | 1,508 | 88.6 | 1,161 | 88.7 | 902 | 87.8  | 5,203 |
| How wrong do you think it is for someone your age to:                                  |                    |             |       |      |       |      |       |      |       |       |       |             |       |      |       |      |       |      |     |       |       |             |       |      |       |      |       |      |     |       |       |
| Steal anything worth more than \$5?  | Not Wrong at All   | 5.3         | 95    | 6.0  | 105   | 4.2  | 57    | 4.5  | 54    | 5.1   | 311   | 5.6         | 92    | 4.3  | 81    | 4.8  | 62    | 3.4  | 36  | 4.6   | 271   | 7.0         | 131   | 6.3  | 109   | 6.0  | 78    | 7.7  | 78  | 6.7   | 396   |
|  | A Little Bit Wrong | 7.1         | 128   | 11.1 | 192   | 14.2 | 194   | 10.9 | 132   | 10.6  | 646   | 8.0         | 131   | 15.4 | 292   | 17.1 | 222   | 15.8 | 168 | 13.8  | 813   | 10.2        | 190   | 15.7 | 271   | 16.4 | 215   | 17.7 | 180 | 14.5  | 856   |
|  | Wrong              | 22.9        | 411   | 27.6 | 480   | 34.1 | 465   | 31.8 | 385   | 28.5  | 1,741 | 27.4        | 450   | 35.9 | 683   | 35.0 | 454   | 34.3 | 366 | 33.1  | 1,953 | 30.0        | 559   | 34.0 | 587   | 32.4 | 424   | 31.4 | 320 | 31.9  | 1,890 |
|  | Very wrong         | 64.7        | 1,163 | 55.3 | 960   | 47.5 | 648   | 52.9 | 641   | 55.8  | 3,412 | 59.0        | 970   | 44.5 | 846   | 43.1 | 559   | 46.5 | 496 | 48.6  | 2,871 | 52.7        | 981   | 44.1 | 762   | 45.1 | 590   | 43.3 | 441 | 46.9  | 2,774 |
| How wrong do you think it is for someone your age to:                                  |                    |             |       |      |       |      |       |      |       |       |       |             |       |      |       |      |       |      |     |       |       |             |       |      |       |      |       |      |     |       |       |
| Pick a fight with someone?   | Not Wrong at All   | 6.4         | 115   | 7.7  | 133   | 6.9  | 94    | 6.4  | 77    | 6.9   | 419   | 6.3         | 103   | 6.0  | 114   | 5.8  | 75    | 3.7  | 39  | 5.6   | 331   | 8.9         | 166   | 8.5  | 147   | 5.5  | 72    | 6.7  | 69  | 7.7   | 454   |
|  | A Little Bit Wrong | 11.7        | 210   | 20.1 | 349   | 21.3 | 290   | 17.6 | 213   | 17.4  | 1,062 | 13.4        | 221   | 22.5 | 430   | 23.6 | 306   | 21.7 | 232 | 20.1  | 1,189 | 15.4        | 286   | 22.9 | 395   | 21.7 | 284   | 17.1 | 175 | 19.3  | 1,140 |
|  | Wrong              | 28.7        | 514   | 31.6 | 548   | 36.6 | 498   | 32.6 | 394   | 32.1  | 1,954 | 31.1        | 511   | 38.3 | 733   | 38.2 | 495   | 37.4 | 399 | 36.1  | 2,138 | 30.5        | 567   | 33.1 | 571   | 35.9 | 469   | 36.1 | 369 | 33.4  | 1,976 |
|  | Very wrong         | 53.1        | 951   | 40.6 | 704   | 35.1 | 478   | 43.4 | 525   | 43.6  | 2,658 | 49.2        | 809   | 33.3 | 637   | 32.4 | 420   | 37.2 | 397 | 38.2  | 2,263 | 45.2        | 840   | 35.5 | 612   | 36.9 | 482   | 40.1 | 410 | 39.6  | 2,344 |
| How wrong do you think it is for someone your age to:                                  |                    |             |       |      |       |      |       |      |       |       |       |             |       |      |       |      |       |      |     |       |       |             |       |      |       |      |       |      |     |       |       |
| Attack someone with the idea of seriously hurting them?                                | Not Wrong at All   | 5.2         | 93    | 5.2  | 91    | 3.3  | 45    | 3.3  | 40    | 4.4   | 269   | 5.6         | 92    | 4.9  | 93    | 3.6  | 47    | 2.7  | 29  | 4.4   | 261   | 7.1         | 132   | 5.8  | 101   | 4.2  | 55    | 5.0  | 51  | 5.7   | 339   |
|  | A Little Bit Wrong | 2.5         | 45    | 5.6  | 98    | 5.5  | 75    | 5.4  | 65    | 4.6   | 283   | 3.0         | 49    | 6.4  | 123   | 5.7  | 74    | 4.7  | 50  | 5.0   | 296   | 3.7         | 70    | 6.4  | 110   | 6.0  | 79    | 6.3  | 64  | 5.4   | 323   |
|  | Wrong              | 10.8        | 193   | 17.1 | 297   | 23.0 | 312   | 19.4 | 235   | 17.0  | 1,037 | 13.8        | 228   | 20.9 | 401   | 22.7 | 294   | 19.0 | 203 | 19.0  | 1,126 | 15.1        | 283   | 19.7 | 342   | 22.6 | 296   | 19.2 | 195 | 18.8  | 1,116 |
|  | Very wrong         | 81.5        | 1,462 | 72.0 | 1,249 | 68.2 | 927   | 72.0 | 873   | 74.0  | 4,511 | 77.6        | 1,278 | 67.8 | 1,299 | 68.0 | 881   | 73.5 | 784 | 71.6  | 4,242 | 74.0        | 1,383 | 68.1 | 1,179 | 67.2 | 881   | 69.5 | 707 | 70.0  | 4,150 |
| How wrong do you think it is for someone your age to:                                  |                    |             |       |      |       |      |       |      |       |       |       |             |       |      |       |      |       |      |     |       |       |             |       |      |       |      |       |      |     |       |       |
| Drink beer, wine, or hard liquor (for example, vodka, whiskey, gin, or rum) regularly? | Not Wrong at All   | 4.8         | 86    | 5.1  | 89    | 5.8  | 79    | 6.9  | 84    | 5.6   | 338   | 5.0         | 82    | 4.2  | 81    | 5.7  | 74    | 5.3  | 56  | 5.0   | 293   | 6.6         | 124   | 5.6  | 97    | 4.4  | 58    | 7.1  | 72  | 5.9   | 351   |
|  | A Little Bit Wrong | 2.0         | 36    | 6.8  | 118   | 15.2 | 207   | 16.7 | 203   | 9.3   | 564   | 2.2         | 36    | 7.0  | 133   | 16.2 | 209   | 19.7 | 210 | 10.0  | 588   | 2.9         | 54    | 7.3  | 127   | 14.0 | 184   | 17.9 | 183 | 9.2   | 548   |
|  | Wrong              | 9.1         | 162   | 17.6 | 305   | 27.3 | 372   | 28.0 | 340   | 19.4  | 1,179 | 11.0        | 181   | 20.1 | 384   | 27.0 | 349   | 30.2 | 322 | 20.9  | 1,236 | 10.2        | 191   | 18.6 | 323   | 26.4 | 347   | 28.7 | 293 | 19.5  | 1,154 |
|  | Very wrong         | 84.1        | 1,498 | 70.5 | 1,222 | 51.7 | 703   | 48.3 | 586   | 65.8  | 4,009 | 81.8        | 1,344 | 68.6 | 1,308 | 51.2 | 662   | 44.8 | 477 | 64.2  | 3,791 | 80.2        | 1,497 | 68.5 | 1,187 | 55.1 | 723   | 46.3 | 472 | 65.4  | 3,879 |

**Peer-Individual Risk Factor: Attitudes Favorable Toward Antisocial Behavior and Drug Use (continued)**

| Question   | Response           | County 2019 |       |      |       |      |       |      |     |       |       | County 2021 |       |      |       |      |     |      |     |       |       | County 2023 |       |      |       |      |     |      |     |       |       |
|--|--------------------|-------------|-------|------|-------|------|-------|------|-----|-------|-------|-------------|-------|------|-------|------|-----|------|-----|-------|-------|-------------|-------|------|-------|------|-----|------|-----|-------|-------|
|  |                    | 6th         |       | 8th  |       | 10th |       | 12th |     | Total |       | 6th         |       | 8th  |       | 10th |     | 12th |     | Total |       | 6th         |       | 8th  |       | 10th |     | 12th |     | Total |       |
|  |                    | %           | n     | %    | n     | %    | n     | %    | n   | %     | n     | %           | n     | %    | n     | %    | n   | %    | n   | %     | n     | %           | n     | %    | n     | %    | n   | %    | n   | %     | n     |
| How wrong do you think it is for someone your age to:            |                    |             |       |      |       |      |       |      |     |       |       |             |       |      |       |      |     |      |     |       |       |             |       |      |       |      |     |      |     |       |       |
| Smoke cigarettes?  | Not Wrong at All   | 4.7         | 84    | 4.6  | 80    | 4.6  | 63    | 5.8  | 70  | 4.9   | 297   | 4.9         | 80    | 4.3  | 82    | 4.6  | 59  | 3.9  | 41  | 4.4   | 262   | 6.7         | 124   | 5.0  | 87    | 4.9  | 64  | 5.4  | 55  | 5.6   | 330   |
|  | A Little Bit Wrong | 1.8         | 32    | 3.6  | 62    | 6.6  | 89    | 8.9  | 108 | 4.8   | 291   | 2.6         | 43    | 4.3  | 82    | 9.0  | 117 | 10.3 | 109 | 5.9   | 351   | 1.9         | 36    | 4.6  | 79    | 6.6  | 86  | 11.4 | 116 | 5.4   | 317   |
|  | Wrong              | 10.4        | 185   | 17.0 | 294   | 22.9 | 311   | 21.3 | 259 | 17.2  | 1,049 | 10.4        | 172   | 20.2 | 385   | 25.8 | 334 | 26.9 | 285 | 19.9  | 1,176 | 10.5        | 196   | 17.6 | 304   | 23.5 | 308 | 24.9 | 253 | 17.9  | 1,061 |
|  | Very wrong         | 83.1        | 1,483 | 74.8 | 1,296 | 65.9 | 895   | 64.0 | 778 | 73.1  | 4,452 | 82.1        | 1,351 | 71.2 | 1,356 | 60.6 | 786 | 59.0 | 626 | 69.7  | 4,119 | 80.9        | 1,508 | 72.8 | 1,257 | 65.0 | 852 | 58.3 | 593 | 71.1  | 4,210 |
| How wrong do you think it is for someone your age to:            |                    |             |       |      |       |      |       |      |     |       |       |             |       |      |       |      |     |      |     |       |       |             |       |      |       |      |     |      |     |       |       |
| Use LSD, cocaine or crack, amphetamines or another illegal drug? | Not Wrong at All   | 4.5         | 80    | 4.4  | 76    | 3.6  | 49    | 4.6  | 56  | 4.3   | 261   | 4.6         | 75    | 3.9  | 74    | 3.9  | 50  | 3.1  | 33  | 3.9   | 232   | 6.4         | 119   | 4.6  | 80    | 4.3  | 57  | 4.9  | 50  | 5.2   | 306   |
|  | A Little Bit Wrong | 0.8         | 14    | 1.7  | 30    | 4.8  | 65    | 5.4  | 66  | 2.9   | 175   | 0.9         | 14    | 1.7  | 32    | 4.4  | 57  | 5.4  | 57  | 2.7   | 160   | 0.9         | 17    | 2.3  | 40    | 3.4  | 44  | 5.6  | 57  | 2.7   | 158   |
|  | Wrong              | 4.7         | 83    | 10.4 | 180   | 15.7 | 213   | 15.5 | 188 | 10.9  | 664   | 5.3         | 87    | 11.1 | 211   | 15.3 | 198 | 16.5 | 176 | 11.4  | 672   | 5.7         | 106   | 11.2 | 193   | 16.1 | 211 | 15.9 | 162 | 11.4  | 672   |
|  | Very wrong         | 90.0        | 1,601 | 83.5 | 1,445 | 76.0 | 1,034 | 74.4 | 903 | 81.9  | 4,983 | 89.2        | 1,460 | 83.3 | 1,580 | 76.4 | 990 | 75.0 | 799 | 81.9  | 4,829 | 87.0        | 1,614 | 81.9 | 1,416 | 76.2 | 999 | 73.6 | 751 | 80.8  | 4,780 |
| How wrong do you think it is for someone your age to:            |                    |             |       |      |       |      |       |      |     |       |       |             |       |      |       |      |     |      |     |       |       |             |       |      |       |      |     |      |     |       |       |
| Use marijuana?   | Not Wrong at All   | 5.7         | 102   | 8.6  | 149   | 17.6 | 239   | 27.7 | 336 | 13.6  | 826   | 5.0         | 81    | 6.9  | 131   | 14.4 | 187 | 22.4 | 239 | 10.8  | 638   | 6.7         | 124   | 6.6  | 114   | 8.6  | 112 | 16.7 | 170 | 8.8   | 520   |
|  | A Little Bit Wrong | 2.0         | 35    | 9.8  | 170   | 21.7 | 295   | 21.8 | 265 | 12.6  | 765   | 2.8         | 45    | 9.1  | 174   | 20.3 | 263 | 25.9 | 276 | 12.9  | 758   | 1.7         | 31    | 6.6  | 114   | 12.5 | 164 | 21.1 | 214 | 8.9   | 523   |
|  | Wrong              | 7.3         | 130   | 14.5 | 251   | 19.8 | 270   | 18.0 | 219 | 14.3  | 870   | 8.9         | 145   | 15.7 | 298   | 19.8 | 257 | 17.9 | 191 | 15.1  | 891   | 7.2         | 133   | 14.2 | 246   | 21.7 | 284 | 20.2 | 205 | 14.7  | 868   |
|  | Very wrong         | 85.0        | 1,511 | 67.0 | 1,159 | 40.9 | 557   | 32.5 | 394 | 59.5  | 3,621 | 83.4        | 1,357 | 68.3 | 1,301 | 45.4 | 589 | 33.7 | 359 | 61.2  | 3,606 | 84.4        | 1,564 | 72.6 | 1,254 | 57.2 | 749 | 42.0 | 427 | 67.6  | 3,994 |
| How wrong do you think it is for someone your age to:            |                    |             |       |      |       |      |       |      |     |       |       |             |       |      |       |      |     |      |     |       |       |             |       |      |       |      |     |      |     |       |       |
| Use prescription drugs not prescribed to them?*                  | Not Wrong at All   | n/a         | n/a   | n/a  | n/a   | n/a  | n/a   | n/a  | n/a | n/a   | n/a   | n/a         | n/a   | n/a  | n/a   | n/a  | n/a | n/a  | n/a | n/a   | n/a   | 6.4         | 119   | 5.3  | 91    | 4.1  | 54  | 4.5  | 46  | 5.2   | 310   |
|  | A Little Bit Wrong | n/a         | n/a   | n/a  | n/a   | n/a  | n/a   | n/a  | n/a | n/a   | n/a   | n/a         | n/a   | n/a  | n/a   | n/a  | n/a | n/a  | n/a | n/a   | n/a   | 2.0         | 37    | 4.5  | 77    | 4.3  | 57  | 5.7  | 58  | 3.9   | 229   |
|  | Wrong              | n/a         | n/a   | n/a  | n/a   | n/a  | n/a   | n/a  | n/a | n/a   | n/a   | n/a         | n/a   | n/a  | n/a   | n/a  | n/a | n/a  | n/a | n/a   | n/a   | 11.3        | 209   | 14.9 | 258   | 20.4 | 267 | 20.6 | 211 | 16.0  | 945   |
|  | Very wrong         | n/a         | n/a   | n/a  | n/a   | n/a  | n/a   | n/a  | n/a | n/a   | n/a   | n/a         | n/a   | n/a  | n/a   | n/a  | n/a | n/a  | n/a | n/a   | n/a   | 80.2        | 1,483 | 75.3 | 1,300 | 71.2 | 933 | 69.2 | 708 | 74.9  | 4,424 |

\*The Pennsylvania Youth Survey (PAYS) was significantly revised from 2021 to 2023. Trend data are reported in this report when the data are comparable. When cells include an "n/a" notation, it means the question was either not asked in a previous administration or the question was revised in a way that the 2023 data are not directly comparable. Please note that any question with an \* at the end designates a question and/or response option that was part of this 2023 survey revision. Please see Appendix B of your Profile Report for a description of changes

## Peer-Individual: Friend/Peer Perception of Use

| Question  | Response                      | County 2019 |       |      |       |      |     |      |     |       |       | County 2021 |       |      |       |      |     |      |     |       |       | County 2023 |       |      |       |      |       |      |     |       |       |
|---|-------------------------------|-------------|-------|------|-------|------|-----|------|-----|-------|-------|-------------|-------|------|-------|------|-----|------|-----|-------|-------|-------------|-------|------|-------|------|-------|------|-----|-------|-------|
|   |                               | 6th         |       | 8th  |       | 10th |     | 12th |     | Total |       | 6th         |       | 8th  |       | 10th |     | 12th |     | Total |       | 6th         |       | 8th  |       | 10th |       | 12th |     | Total |       |
|   |                               | %           | n     | %    | n     | %    | n   | %    | n   | %     | n     | %           | n     | %    | n     | %    | n   | %    | n   | %     | n     | %           | n     | %    | n     | %    | n     | %    | n   | %     | n     |
| How do you feel about someone your age:   |                               |             |       |      |       |      |     |      |     |       |       |             |       |      |       |      |     |      |     |       |       |             |       |      |       |      |       |      |     |       |       |
| Having one or two drinks of an alcoholic beverage (beer, wine, hard liquor) nearly every day? | Strongly disapprove           | 78.0        | 1,691 | 64.2 | 1,258 | 49.6 | 733 | 44.7 | 587 | 61.7  | 4,269 | 79.1        | 1,658 | 69.7 | 1,522 | 54.4 | 778 | 47.3 | 557 | 65.6  | 4,515 | 84.4        | 1,848 | 78.6 | 1,627 | 69.4 | 1,011 | 60.8 | 722 | 75.4  | 5,208 |
|   | Somewhat disapprove           | 6.0         | 129   | 12.6 | 248   | 20.0 | 296 | 21.4 | 281 | 13.8  | 954   | 5.8         | 121   | 12.5 | 272   | 17.8 | 255 | 25.6 | 302 | 13.8  | 950   | 5.3         | 115   | 9.1  | 189   | 11.7 | 170   | 14.2 | 169 | 9.3   | 643   |
|   | Neither approve or disapprove | 4.4         | 96    | 12.4 | 244   | 22.2 | 328 | 24.0 | 315 | 14.2  | 983   | 5.1         | 107   | 10.9 | 239   | 20.1 | 288 | 20.4 | 240 | 12.7  | 874   | 3.5         | 77    | 7.2  | 149   | 14.1 | 205   | 19.3 | 229 | 9.6   | 660   |
|   | Approve                       | 0.5         | 10    | 1.3  | 26    | 2.8  | 41  | 3.5  | 46  | 1.8   | 123   | 0.7         | 15    | 0.8  | 17    | 2.0  | 29  | 2.5  | 30  | 1.3   | 91    | 0.8         | 17    | 0.5  | 11    | 1.4  | 21    | 2.4  | 28  | 1.1   | 77    |
|   | Don't know/ Can't say         | 11.2        | 242   | 9.4  | 185   | 5.5  | 81  | 6.3  | 83  | 8.5   | 591   | 9.3         | 194   | 6.1  | 133   | 5.6  | 80  | 4.2  | 49  | 6.6   | 456   | 6.1         | 133   | 4.5  | 94    | 3.4  | 50    | 3.4  | 40  | 4.6   | 317   |
| How do you feel about someone your age:   |                               |             |       |      |       |      |     |      |     |       |       |             |       |      |       |      |     |      |     |       |       |             |       |      |       |      |       |      |     |       |       |
| Using marijuana once a month or more?   | Strongly disapprove           | 84.3        | 1,809 | 66.5 | 1,293 | 39.8 | 590 | 30.2 | 395 | 59.4  | 4,087 | 83.1        | 1,702 | 72.1 | 1,559 | 46.8 | 666 | 33.8 | 395 | 63.5  | 4,322 | 87.2        | 1,812 | 77.4 | 1,575 | 60.1 | 868   | 44.5 | 526 | 70.9  | 4,781 |
|   | Somewhat disapprove           | 3.8         | 81    | 9.5  | 185   | 16.5 | 244 | 13.8 | 180 | 10.0  | 690   | 4.3         | 88    | 9.4  | 204   | 15.4 | 219 | 15.3 | 178 | 10.1  | 689   | 4.5         | 94    | 8.0  | 163   | 14.0 | 202   | 15.0 | 178 | 9.4   | 637   |
|   | Neither approve or disapprove | 3.0         | 65    | 12.2 | 238   | 25.9 | 383 | 29.3 | 384 | 15.6  | 1,070 | 3.8         | 77    | 10.1 | 218   | 22.2 | 316 | 27.7 | 323 | 13.7  | 934   | 2.8         | 59    | 8.3  | 169   | 18.2 | 263   | 25.9 | 306 | 11.8  | 797   |
|   | Approve                       | 1.0         | 21    | 4.6  | 90    | 13.6 | 201 | 21.4 | 280 | 8.6   | 592   | 1.1         | 23    | 3.5  | 75    | 10.7 | 152 | 20.1 | 234 | 7.1   | 484   | 0.4         | 8     | 2.1  | 42    | 4.7  | 68    | 10.6 | 125 | 3.6   | 243   |
|   | Don't know/ Can't say         | 7.9         | 170   | 7.1  | 137   | 4.3  | 63  | 5.3  | 70  | 6.4   | 440   | 7.7         | 157   | 4.9  | 107   | 5.0  | 71  | 3.2  | 37  | 5.5   | 372   | 5.1         | 106   | 4.2  | 85    | 3.0  | 44    | 4.1  | 48  | 4.2   | 283   |
| How wrong do your friends feel it would be for YOU to:  |                               |             |       |      |       |      |     |      |     |       |       |             |       |      |       |      |     |      |     |       |       |             |       |      |       |      |       |      |     |       |       |
| Have one or two drinks of an alcoholic beverage nearly every day?                             | Not Wrong at All              | 8.3         | 145   | 9.2  | 157   | 11.4 | 153 | 15.2 | 185 | 10.6  | 640   | 9.9         | 157   | 8.4  | 156   | 11.4 | 146 | 14.4 | 151 | 10.6  | 610   | 11.9        | 231   | 9.6  | 177   | 9.4  | 124   | 10.7 | 113 | 10.5  | 645   |
|   | A Little Bit Wrong            | 4.6         | 81    | 10.9 | 186   | 21.2 | 285 | 21.3 | 259 | 13.5  | 811   | 5.3         | 84    | 10.6 | 196   | 18.3 | 235 | 19.0 | 199 | 12.4  | 714   | 4.6         | 90    | 7.4  | 137   | 12.5 | 164   | 16.7 | 177 | 9.2   | 568   |
|   | Wrong                         | 15.9        | 279   | 20.1 | 342   | 23.9 | 321 | 25.6 | 311 | 20.8  | 1,253 | 15.6        | 248   | 23.7 | 440   | 25.8 | 331 | 29.2 | 305 | 23.0  | 1,324 | 14.3        | 277   | 20.4 | 376   | 26.7 | 351   | 27.2 | 288 | 21.0  | 1,292 |
|   | Very wrong                    | 71.2        | 1,250 | 59.7 | 1,015 | 43.4 | 583 | 37.9 | 461 | 55.0  | 3,309 | 69.1        | 1,096 | 57.3 | 1,063 | 44.5 | 570 | 37.3 | 390 | 54.1  | 3,119 | 69.2        | 1,344 | 62.6 | 1,156 | 51.4 | 675   | 45.4 | 480 | 59.3  | 3,655 |
| How wrong do your friends feel it would be for YOU to:  |                               |             |       |      |       |      |     |      |     |       |       |             |       |      |       |      |     |      |     |       |       |             |       |      |       |      |       |      |     |       |       |
| Use tobacco?  | Not Wrong at All              | 8.2         | 143   | 7.4  | 126   | 8.5  | 114 | 14.7 | 178 | 9.4   | 561   | 9.6         | 151   | 8.2  | 152   | 9.8  | 125 | 12.6 | 131 | 9.7   | 559   | 11.9        | 230   | 10.1 | 185   | 8.7  | 114   | 11.5 | 122 | 10.6  | 651   |
|   | A Little Bit Wrong            | 2.3         | 41    | 6.3  | 107   | 12.5 | 168 | 13.5 | 164 | 8.0   | 480   | 2.4         | 38    | 6.4  | 118   | 10.8 | 138 | 12.7 | 132 | 7.4   | 426   | 2.2         | 43    | 6.3  | 116   | 9.5  | 125   | 14.8 | 157 | 7.2   | 441   |
|   | Wrong                         | 12.1        | 211   | 18.3 | 310   | 23.6 | 316 | 24.3 | 295 | 18.9  | 1,132 | 13.3        | 210   | 20.7 | 384   | 24.8 | 316 | 25.5 | 266 | 20.4  | 1,176 | 11.9        | 231   | 16.4 | 302   | 23.9 | 313   | 24.0 | 254 | 17.9  | 1,100 |
|   | Very wrong                    | 77.4        | 1,352 | 67.9 | 1,151 | 55.3 | 741 | 47.5 | 577 | 63.7  | 3,821 | 74.8        | 1,182 | 64.7 | 1,198 | 54.6 | 697 | 49.3 | 514 | 62.4  | 3,591 | 73.9        | 1,430 | 67.2 | 1,235 | 57.9 | 760   | 49.6 | 525 | 64.3  | 3,950 |
| How wrong do your friends feel it would be for YOU to:  |                               |             |       |      |       |      |     |      |     |       |       |             |       |      |       |      |     |      |     |       |       |             |       |      |       |      |       |      |     |       |       |
| Use marijuana?  | Not Wrong at All              | 8.8         | 154   | 11.9 | 201   | 21.4 | 286 | 32.5 | 393 | 17.3  | 1,034 | 9.7         | 152   | 11.0 | 202   | 20.5 | 262 | 30.4 | 318 | 16.3  | 934   | 12.1        | 233   | 12.1 | 221   | 13.5 | 177   | 24.1 | 254 | 14.5  | 885   |
|   | A Little Bit Wrong            | 2.7         | 48    | 9.3  | 157   | 21.6 | 288 | 21.8 | 264 | 12.7  | 757   | 2.7         | 42    | 9.2  | 170   | 14.9 | 190 | 18.6 | 194 | 10.4  | 596   | 2.2         | 43    | 7.8  | 142   | 13.2 | 173   | 19.1 | 202 | 9.1   | 560   |
|   | Wrong                         | 9.5         | 165   | 16.8 | 284   | 16.2 | 216 | 15.6 | 189 | 14.3  | 854   | 10.7        | 169   | 17.7 | 326   | 20.0 | 255 | 17.5 | 183 | 16.3  | 933   | 10.8        | 208   | 14.3 | 261   | 19.3 | 253   | 18.5 | 195 | 15.0  | 917   |
|   | Very wrong                    | 79.0        | 1,379 | 62.0 | 1,047 | 40.8 | 544 | 30.1 | 365 | 55.8  | 3,335 | 76.9        | 1,210 | 62.1 | 1,145 | 44.7 | 571 | 33.5 | 350 | 57.1  | 3,276 | 74.9        | 1,443 | 65.9 | 1,206 | 53.9 | 706   | 38.3 | 404 | 61.4  | 3,759 |
| How wrong do your friends feel it would be for YOU to:  |                               |             |       |      |       |      |     |      |     |       |       |             |       |      |       |      |     |      |     |       |       |             |       |      |       |      |       |      |     |       |       |
| Use prescription drugs not prescribed to you?   | Not Wrong at All              | 8.5         | 148   | 7.3  | 122   | 5.9  | 79  | 6.9  | 84  | 7.3   | 433   | 9.7         | 151   | 7.9  | 144   | 7.8  | 99  | 7.0  | 73  | 8.2   | 467   | 11.9        | 229   | 9.9  | 182   | 6.8  | 89    | 7.8  | 82  | 9.5   | 582   |
|   | A Little Bit Wrong            | 3.0         | 53    | 4.7  | 79    | 9.1  | 122 | 10.2 | 124 | 6.3   | 378   | 2.7         | 43    | 6.5  | 119   | 8.1  | 104 | 7.2  | 75  | 6.0   | 341   | 2.4         | 47    | 4.2  | 77    | 6.3  | 83    | 8.8  | 93  | 4.9   | 300   |
|   | Wrong                         | 12.5        | 217   | 16.2 | 273   | 20.6 | 275 | 20.8 | 252 | 17.0  | 1,017 | 12.8        | 200   | 19.7 | 360   | 21.8 | 279 | 21.0 | 218 | 18.5  | 1,057 | 11.6        | 224   | 16.5 | 303   | 21.5 | 282   | 22.3 | 235 | 17.0  | 1,044 |
|   | Very wrong                    | 76.0        | 1,322 | 71.8 | 1,208 | 64.4 | 861 | 62.0 | 751 | 69.4  | 4,142 | 74.8        | 1,170 | 66.0 | 1,207 | 62.3 | 795 | 64.8 | 674 | 67.3  | 3,846 | 74.1        | 1,431 | 69.3 | 1,270 | 65.3 | 855   | 61.1 | 643 | 68.6  | 4,199 |

**Peer-Individual: Friend/Peer Perception of Use (continued)**

| Question  | Response           | County 2019 |     |     |     |      |     |      |     |       |     | County 2021 |     |     |     |      |     |      |     |       |     | County 2023 |       |      |       |      |     |      |     |       |       |
|---|--------------------|-------------|-----|-----|-----|------|-----|------|-----|-------|-----|-------------|-----|-----|-----|------|-----|------|-----|-------|-----|-------------|-------|------|-------|------|-----|------|-----|-------|-------|
|   |                    | 6th         |     | 8th |     | 10th |     | 12th |     | Total |     | 6th         |     | 8th |     | 10th |     | 12th |     | Total |     | 6th         |       | 8th  |       | 10th |     | 12th |     | Total |       |
|   |                    | %           | n   | %   | n   | %    | n   | %    | n   | %     | n   | %           | n   | %   | n   | %    | n   | %    | n   | %     | n   | %           | n     | %    | n     | %    | n   | %    | n   | %     | n     |
| How wrong do your friends feel it would be for YOU to:        |                    |             |     |     |     |      |     |      |     |       |     |             |     |     |     |      |     |      |     |       |     |             |       |      |       |      |     |      |     |       |       |
| Use an electronic vapor product such as vape or e-cigarette?* | Not Wrong at All   | n/a         | n/a | n/a | n/a | n/a  | n/a | n/a  | n/a | n/a   | n/a | n/a         | n/a | n/a | n/a | n/a  | n/a | n/a  | n/a | n/a   | n/a | 13.2        | 255   | 12.9 | 236   | 14.5 | 190 | 20.3 | 213 | 14.6  | 894   |
|   | A Little Bit Wrong | n/a         | n/a | n/a | n/a | n/a  | n/a | n/a  | n/a | n/a   | n/a | n/a         | n/a | n/a | n/a | n/a  | n/a | n/a  | n/a | n/a   | n/a | 5.4         | 104   | 9.5  | 173   | 13.1 | 171 | 17.7 | 186 | 10.4  | 634   |
|   | Wrong              | n/a         | n/a | n/a | n/a | n/a  | n/a | n/a  | n/a | n/a   | n/a | n/a         | n/a | n/a | n/a | n/a  | n/a | n/a  | n/a | n/a   | n/a | 11.1        | 214   | 16.7 | 304   | 20.2 | 264 | 20.3 | 213 | 16.3  | 995   |
|   | Very wrong         | n/a         | n/a | n/a | n/a | n/a  | n/a | n/a  | n/a | n/a   | n/a | n/a         | n/a | n/a | n/a | n/a  | n/a | n/a  | n/a | n/a   | n/a | 70.3        | 1,358 | 60.9 | 1,112 | 52.2 | 682 | 41.7 | 438 | 58.7  | 3,590 |

**Peer-Individual Risk Factor: Perceived Risk of Drug Use**

| Question  | Response      | County 2019 |       |      |       |      |     |      |     |       |       | County 2021 |     |      |       |      |     |      |     |       |       | County 2023 |       |      |       |      |       |      |     |       |       |
|---|---------------|-------------|-------|------|-------|------|-----|------|-----|-------|-------|-------------|-----|------|-------|------|-----|------|-----|-------|-------|-------------|-------|------|-------|------|-------|------|-----|-------|-------|
|   |               | 6th         |       | 8th  |       | 10th |     | 12th |     | Total |       | 6th         |     | 8th  |       | 10th |     | 12th |     | Total |       | 6th         |       | 8th  |       | 10th |       | 12th |     | Total |       |
|   |               | %           | n     | %    | n     | %    | n   | %    | n   | %     | n     | %           | n   | %    | n     | %    | n   | %    | n   | %     | n     | %           | n     | %    | n     | %    | n     | %    | n   | %     | n     |
| How much do you think people risk harming themselves if they:                                     |               |             |       |      |       |      |     |      |     |       |       |             |     |      |       |      |     |      |     |       |       |             |       |      |       |      |       |      |     |       |       |
| Take one or two drinks of an alcoholic beverage (beer, wine, hard liquor) nearly every day?       | No risk       | 24.6        | 440   | 17.5 | 302   | 10.7 | 146 | 13.4 | 163 | 17.2  | 1,051 | 23.5        | 383 | 17.3 | 329   | 12.3 | 161 | 9.0  | 96  | 16.4  | 969   | 13.2        | 243   | 8.6  | 148   | 5.1  | 67    | 5.7  | 58  | 8.8   | 516   |
|   | Slight risk   | 14.7        | 263   | 16.8 | 290   | 20.0 | 274 | 18.8 | 229 | 17.3  | 1,056 | 14.2        | 231 | 19.5 | 371   | 20.3 | 265 | 20.1 | 214 | 18.3  | 1,081 | 9.9         | 182   | 13.5 | 233   | 11.7 | 153   | 11.4 | 116 | 11.6  | 684   |
|   | Moderate risk | 21.8        | 391   | 27.7 | 479   | 33.5 | 459 | 30.8 | 376 | 27.9  | 1,705 | 25.5        | 415 | 29.0 | 552   | 32.7 | 427 | 35.4 | 377 | 30.0  | 1,771 | 26.5        | 487   | 28.5 | 491   | 30.5 | 399   | 30.1 | 306 | 28.6  | 1,683 |
|   | Great risk    | 38.9        | 696   | 38.0 | 657   | 35.8 | 490 | 37.0 | 452 | 37.6  | 2,295 | 36.8        | 599 | 34.1 | 649   | 34.6 | 451 | 35.6 | 379 | 35.2  | 2,078 | 50.4        | 926   | 49.4 | 852   | 52.7 | 689   | 52.8 | 537 | 51.0  | 3,004 |
| How much do you think people risk harming themselves if they:                                     |               |             |       |      |       |      |     |      |     |       |       |             |     |      |       |      |     |      |     |       |       |             |       |      |       |      |       |      |     |       |       |
| Take five or more drinks of an alcoholic beverage (beer, wine, hard liquor) once or twice a week? | No risk       | 25.0        | 446   | 16.3 | 280   | 8.8  | 120 | 11.9 | 145 | 16.3  | 991   | 23.1        | 373 | 16.5 | 312   | 10.6 | 137 | 8.7  | 93  | 15.6  | 915   | 12.7        | 232   | 7.9  | 136   | 4.3  | 56    | 6.1  | 62  | 8.3   | 486   |
|   | Slight risk   | 10.8        | 193   | 13.1 | 226   | 15.2 | 207 | 18.3 | 223 | 13.9  | 849   | 10.8        | 174 | 13.5 | 255   | 15.7 | 203 | 16.8 | 179 | 13.8  | 811   | 6.6         | 121   | 9.0  | 154   | 10.1 | 131   | 9.3  | 94  | 8.5   | 500   |
|   | Moderate risk | 21.4        | 382   | 28.1 | 485   | 37.4 | 510 | 33.2 | 404 | 29.2  | 1,781 | 24.9        | 401 | 30.2 | 571   | 33.0 | 428 | 35.9 | 383 | 30.4  | 1,783 | 22.0        | 400   | 25.1 | 431   | 28.7 | 372   | 29.5 | 299 | 25.7  | 1,502 |
|   | Great risk    | 42.8        | 765   | 42.5 | 732   | 38.7 | 528 | 36.5 | 444 | 40.5  | 2,469 | 41.2        | 664 | 39.9 | 754   | 40.8 | 529 | 38.6 | 412 | 40.2  | 2,359 | 58.7        | 1,069 | 58.0 | 996   | 56.9 | 737   | 55.2 | 560 | 57.5  | 3,362 |
| How much do you think people risk harming themselves if they:                                     |               |             |       |      |       |      |     |      |     |       |       |             |     |      |       |      |     |      |     |       |       |             |       |      |       |      |       |      |     |       |       |
| Smoke one or more packs of cigarettes per day?  | No risk       | 24.8        | 442   | 15.7 | 270   | 7.9  | 108 | 11.1 | 135 | 15.7  | 955   | 23.0        | 373 | 15.8 | 298   | 9.8  | 127 | 8.4  | 90  | 15.1  | 888   | 12.5        | 227   | 8.2  | 140   | 4.3  | 56    | 5.0  | 51  | 8.1   | 474   |
|   | Slight risk   | 6.4         | 113   | 6.1  | 105   | 8.2  | 111 | 9.1  | 111 | 7.2   | 440   | 6.1         | 99  | 6.9  | 130   | 8.9  | 115 | 8.6  | 92  | 7.4   | 436   | 3.9         | 70    | 6.4  | 109   | 4.8  | 62    | 4.7  | 48  | 5.0   | 289   |
|   | Moderate risk | 12.3        | 219   | 15.6 | 267   | 15.8 | 215 | 16.3 | 198 | 14.8  | 899   | 14.9        | 241 | 19.9 | 376   | 17.9 | 232 | 19.7 | 211 | 18.0  | 1,060 | 13.8        | 250   | 13.6 | 232   | 13.4 | 174   | 14.6 | 148 | 13.8  | 804   |
|   | Great risk    | 56.5        | 1,005 | 62.6 | 1,073 | 68.1 | 927 | 63.5 | 771 | 62.2  | 3,776 | 56.0        | 907 | 57.4 | 1,084 | 63.5 | 823 | 63.2 | 676 | 59.4  | 3,490 | 69.9        | 1,269 | 71.8 | 1,227 | 77.5 | 1,005 | 75.7 | 769 | 73.2  | 4,270 |
| How much do you think people risk harming themselves if they:                                     |               |             |       |      |       |      |     |      |     |       |       |             |     |      |       |      |     |      |     |       |       |             |       |      |       |      |       |      |     |       |       |
| Try marijuana once or twice?  | No risk       | 27.8        | 492   | 27.3 | 468   | 37.6 | 512 | 50.7 | 616 | 34.4  | 2,088 | 27.0        | 433 | 28.9 | 545   | 36.1 | 468 | 44.2 | 472 | 32.8  | 1,918 | 15.1        | 272   | 15.2 | 260   | 18.3 | 236   | 31.1 | 314 | 18.6  | 1,082 |
|   | Slight risk   | 18.6        | 328   | 24.9 | 427   | 30.4 | 414 | 24.3 | 296 | 24.2  | 1,465 | 21.6        | 346 | 25.8 | 486   | 29.6 | 383 | 30.0 | 321 | 26.3  | 1,536 | 17.8        | 321   | 26.4 | 452   | 29.7 | 383   | 27.7 | 279 | 24.7  | 1,435 |
|   | Moderate risk | 19.5        | 345   | 19.4 | 332   | 14.0 | 191 | 8.9  | 108 | 16.1  | 976   | 19.9        | 318 | 21.0 | 395   | 16.4 | 213 | 11.3 | 121 | 17.9  | 1,047 | 24.6        | 445   | 21.6 | 369   | 19.0 | 245   | 15.2 | 153 | 20.8  | 1,212 |
|   | Great risk    | 34.1        | 603   | 28.4 | 487   | 18.0 | 246 | 16.1 | 196 | 25.3  | 1,532 | 31.5        | 505 | 24.3 | 458   | 17.8 | 231 | 14.5 | 155 | 23.1  | 1,349 | 42.5        | 768   | 36.8 | 629   | 33.1 | 427   | 26.1 | 263 | 35.9  | 2,087 |

\*The Pennsylvania Youth Survey (PAYS) was significantly revised from 2021 to 2023. Trend data are reported in this report when the data are comparable. When cells include an "n/a" notation, it means the question was either not asked in a previous administration or the question was revised in a way that the 2023 data are not directly comparable. Please note that any question with an \* at the end designates a question and/or response option that was part of this 2023 survey revision. Please see Appendix B of your Profile Report for a description of changes

**Peer-Individual Risk Factor: Perceived Risk of Drug Use (continued)**

| Question  | Response      | County 2019 |       |      |     |      |     |      |     |       |       | County 2021 |       |      |       |      |     |      |     |       |       | County 2023 |       |      |       |      |     |      |     |       |       |
|---|---------------|-------------|-------|------|-----|------|-----|------|-----|-------|-------|-------------|-------|------|-------|------|-----|------|-----|-------|-------|-------------|-------|------|-------|------|-----|------|-----|-------|-------|
|   |               | 6th         |       | 8th  |     | 10th |     | 12th |     | Total |       | 6th         |       | 8th  |       | 10th |     | 12th |     | Total |       | 6th         |       | 8th  |       | 10th |     | 12th |     | Total |       |
|   |               | %           | n     | %    | n   | %    | n   | %    | n   | %     | n     | %           | n     | %    | n     | %    | n   | %    | n   | %     | n     | %           | n     | %    | n     | %    | n   | %    | n   | %     | n     |
| How much do you think people risk harming themselves if they:                     |               |             |       |      |     |      |     |      |     |       |       |             |       |      |       |      |     |      |     |       |       |             |       |      |       |      |     |      |     |       |       |
| Use marijuana once or twice a week?   | No risk       | 26.5        | 467   | 21.0 | 360 | 23.3 | 316 | 35.4 | 431 | 26.0  | 1,574 | 24.3        | 387   | 21.3 | 400   | 23.0 | 297 | 29.6 | 316 | 24.0  | 1,400 | 13.1        | 235   | 11.4 | 194   | 10.4 | 135 | 15.8 | 159 | 12.4  | 723   |
|   | Slight risk   | 9.5         | 168   | 16.3 | 279 | 27.6 | 374 | 26.2 | 319 | 18.8  | 1,140 | 10.2        | 162   | 16.7 | 314   | 23.1 | 299 | 27.4 | 292 | 18.3  | 1,067 | 7.3         | 131   | 13.1 | 223   | 18.9 | 245 | 26.5 | 267 | 14.9  | 866   |
|   | Moderate risk | 20.6        | 363   | 24.4 | 419 | 23.4 | 317 | 17.4 | 212 | 21.7  | 1,311 | 24.0        | 382   | 27.9 | 526   | 28.5 | 369 | 23.3 | 248 | 26.1  | 1,525 | 23.0        | 414   | 26.6 | 454   | 27.7 | 359 | 25.3 | 255 | 25.5  | 1,482 |
|   | Great risk    | 43.4        | 766   | 38.3 | 656 | 25.8 | 350 | 20.9 | 254 | 33.5  | 2,026 | 41.6        | 662   | 34.1 | 642   | 25.4 | 329 | 19.7 | 210 | 31.6  | 1,843 | 56.6        | 1,019 | 49.0 | 836   | 43.1 | 559 | 32.4 | 327 | 47.2  | 2,741 |
| How much do you think people risk harming themselves if they:                     |               |             |       |      |     |      |     |      |     |       |       |             |       |      |       |      |     |      |     |       |       |             |       |      |       |      |     |      |     |       |       |
| Use marijuana regularly?  | No risk       | 26.1        | 460   | 18.7 | 321 | 16.6 | 226 | 24.9 | 304 | 21.6  | 1,311 | 23.2        | 371   | 17.9 | 334   | 17.1 | 221 | 20.1 | 215 | 19.6  | 1,141 | 13.1        | 235   | 9.7  | 165   | 6.3  | 82  | 10.7 | 108 | 10.2  | 590   |
|   | Slight risk   | 3.8         | 67    | 7.9  | 136 | 16.3 | 221 | 20.6 | 251 | 11.1  | 675   | 3.9         | 63    | 8.1  | 151   | 15.3 | 198 | 23.1 | 247 | 11.3  | 659   | 2.7         | 48    | 6.6  | 112   | 10.9 | 141 | 17.2 | 173 | 8.2   | 474   |
|   | Moderate risk | 8.8         | 155   | 15.9 | 272 | 23.5 | 320 | 21.1 | 257 | 16.6  | 1,004 | 9.7         | 155   | 17.4 | 324   | 21.4 | 277 | 21.5 | 230 | 16.9  | 986   | 8.6         | 154   | 15.7 | 268   | 21.5 | 278 | 23.0 | 232 | 16.1  | 932   |
|   | Great risk    | 61.3        | 1,082 | 57.5 | 987 | 43.6 | 592 | 33.4 | 407 | 50.6  | 3,068 | 63.1        | 1,007 | 56.6 | 1,057 | 46.2 | 597 | 35.4 | 379 | 52.2  | 3,040 | 75.6        | 1,355 | 68.0 | 1,159 | 61.3 | 792 | 49.1 | 494 | 65.6  | 3,800 |
| How much do you think people risk harming themselves if they:                     |               |             |       |      |     |      |     |      |     |       |       |             |       |      |       |      |     |      |     |       |       |             |       |      |       |      |     |      |     |       |       |
| Use prescription drugs that are not prescribed to them?                           | No risk       | 24.0        | 424   | 14.3 | 245 | 6.8  | 93  | 7.9  | 96  | 14.2  | 858   | 21.7        | 346   | 15.0 | 281   | 9.0  | 117 | 6.8  | 73  | 14.0  | 817   | 12.0        | 217   | 8.1  | 138   | 3.8  | 50  | 4.2  | 42  | 7.7   | 447   |
|   | Slight risk   | 7.1         | 126   | 7.8  | 133 | 8.4  | 114 | 8.0  | 97  | 7.8   | 470   | 5.8         | 93    | 7.1  | 133   | 6.9  | 89  | 6.6  | 70  | 6.6   | 385   | 4.9         | 88    | 6.2  | 105   | 5.2  | 68  | 4.2  | 42  | 5.2   | 303   |
|   | Moderate risk | 18.1        | 320   | 21.1 | 360 | 22.1 | 300 | 20.9 | 254 | 20.4  | 1,234 | 16.6        | 265   | 23.2 | 434   | 22.5 | 291 | 19.3 | 206 | 20.5  | 1,196 | 16.8        | 303   | 19.1 | 325   | 21.1 | 274 | 19.5 | 197 | 18.9  | 1,099 |
|   | Great risk    | 50.8        | 898   | 56.8 | 972 | 62.7 | 852 | 63.1 | 766 | 57.7  | 3,488 | 55.8        | 888   | 54.7 | 1,026 | 61.7 | 799 | 67.3 | 718 | 58.9  | 3,431 | 66.3        | 1,197 | 66.6 | 1,134 | 69.8 | 908 | 72.2 | 728 | 68.2  | 3,967 |
| How much do you think people risk harming themselves if they:                     |               |             |       |      |     |      |     |      |     |       |       |             |       |      |       |      |     |      |     |       |       |             |       |      |       |      |     |      |     |       |       |
| Use an electronic vapor product such as vape or e-cigarette once or twice a day?* | No risk       | n/a         | n/a   | n/a  | n/a | n/a  | n/a | n/a  | n/a | n/a   | n/a   | n/a         | n/a   | n/a  | n/a   | n/a  | n/a | n/a  | n/a | n/a   | n/a   | 13.2        | 238   | 9.6  | 164   | 5.5  | 71  | 7.0  | 71  | 9.4   | 544   |
|   | Slight risk   | n/a         | n/a   | n/a  | n/a | n/a  | n/a | n/a  | n/a | n/a   | n/a   | n/a         | n/a   | n/a  | n/a   | n/a  | n/a | n/a  | n/a | n/a   | n/a   | 10.0        | 180   | 11.4 | 194   | 12.2 | 159 | 17.5 | 177 | 12.2  | 710   |
|   | Moderate risk | n/a         | n/a   | n/a  | n/a | n/a  | n/a | n/a  | n/a | n/a   | n/a   | n/a         | n/a   | n/a  | n/a   | n/a  | n/a | n/a  | n/a | n/a   | n/a   | 18.9        | 342   | 26.3 | 448   | 29.1 | 378 | 28.6 | 289 | 25.1  | 1,457 |
|   | Great risk    | n/a         | n/a   | n/a  | n/a | n/a  | n/a | n/a  | n/a | n/a   | n/a   | n/a         | n/a   | n/a  | n/a   | n/a  | n/a | n/a  | n/a | n/a   | n/a   | 57.9        | 1,045 | 52.6 | 895   | 53.2 | 691 | 46.9 | 474 | 53.4  | 3,105 |

\*The Pennsylvania Youth Survey (PAYS) was significantly revised from 2021 to 2023. Trend data are reported in this report when the data are comparable. When cells include an "n/a" notation, it means the question was either not asked in a previous administration or the question was revised in a way that the 2023 data are not directly comparable. Please note that any question with an \* at the end designates a question and/or response option that was part of this 2023 survey revision. Please see Appendix B of your Profile Report for a description of changes



| Peer-Individual Risk Factor: Rebelliousness                     |                |             |       |      |       |      |     |      |     |       |       |             |       |      |       |      |     |      |     |       |       |             |       |      |       |      |     |      |     |       |       |
|---|----------------|-------------|-------|------|-------|------|-----|------|-----|-------|-------|-------------|-------|------|-------|------|-----|------|-----|-------|-------|-------------|-------|------|-------|------|-----|------|-----|-------|-------|
| Question  | Response       | County 2019 |       |      |       |      |     |      |     |       |       | County 2021 |       |      |       |      |     |      |     |       |       | County 2023 |       |      |       |      |     |      |     |       |       |
|   |                | 6th         |       | 8th  |       | 10th |     | 12th |     | Total |       | 6th         |       | 8th  |       | 10th |     | 12th |     | Total |       | 6th         |       | 8th  |       | 10th |     | 12th |     | Total |       |
|   |                | %           | n     | %    | n     | %    | n   | %    | n   | %     | n     | %           | n     | %    | n     | %    | n   | %    | n   | %     | n     | %           | n     | %    | n     | %    | n   | %    | n   | %     | n     |
| I like to see how much I can get away with.                     | Very false     | 73.8        | 1,367 | 53.6 | 941   | 44.4 | 611 | 46.7 | 575 | 56.2  | 3,494 | 70.3        | 1,178 | 57.7 | 1,110 | 49.8 | 654 | 48.1 | 516 | 57.8  | 3,458 | 65.3        | 1,236 | 53.1 | 939   | 54.2 | 717 | 50.6 | 530 | 56.7  | 3,422 |
|   | Somewhat false | 15.8        | 293   | 25.7 | 451   | 29.4 | 405 | 25.2 | 310 | 23.5  | 1,459 | 18.4        | 308   | 24.7 | 476   | 27.8 | 365 | 27.1 | 291 | 24.1  | 1,440 | 21.7        | 410   | 27.0 | 477   | 26.5 | 350 | 25.8 | 270 | 25.0  | 1,507 |
|   | Somewhat true  | 7.9         | 146   | 16.4 | 288   | 22.4 | 308 | 21.6 | 266 | 16.2  | 1,008 | 9.0         | 151   | 13.7 | 264   | 17.7 | 232 | 20.2 | 217 | 14.4  | 864   | 10.2        | 193   | 16.1 | 284   | 15.4 | 203 | 18.9 | 198 | 14.6  | 878   |
|   | Very true      | 2.5         | 46    | 4.4  | 77    | 3.8  | 53  | 6.5  | 80  | 4.1   | 256   | 2.3         | 38    | 3.9  | 75    | 4.8  | 63  | 4.5  | 48  | 3.7   | 224   | 2.9         | 54    | 3.8  | 68    | 3.9  | 52  | 4.8  | 50  | 3.7   | 224   |
| I ignore the rules that get in my way.                          | Very false     | 74.2        | 1,379 | 59.0 | 1,037 | 50.8 | 705 | 51.8 | 636 | 60.3  | 3,757 | 73.5        | 1,231 | 61.1 | 1,175 | 54.8 | 717 | 52.1 | 558 | 61.6  | 3,681 | 70.2        | 1,319 | 58.8 | 1,035 | 59.5 | 784 | 55.5 | 577 | 61.9  | 3,715 |
|   | Somewhat false | 16.0        | 297   | 25.7 | 451   | 29.4 | 408 | 26.9 | 330 | 23.9  | 1,486 | 17.6        | 294   | 26.0 | 500   | 30.0 | 392 | 30.3 | 324 | 25.3  | 1,510 | 20.3        | 381   | 27.7 | 488   | 26.3 | 347 | 25.5 | 265 | 24.7  | 1,481 |
|   | Somewhat true  | 7.5         | 139   | 12.4 | 217   | 16.5 | 229 | 16.9 | 208 | 12.7  | 793   | 6.6         | 111   | 11.0 | 211   | 12.5 | 163 | 14.8 | 158 | 10.8  | 643   | 7.7         | 145   | 10.8 | 191   | 11.6 | 153 | 15.8 | 164 | 10.9  | 653   |
|   | Very true      | 2.3         | 43    | 3.0  | 52    | 3.2  | 45  | 4.4  | 54  | 3.1   | 194   | 2.3         | 38    | 1.9  | 37    | 2.8  | 36  | 2.9  | 31  | 2.4   | 142   | 1.9         | 35    | 2.7  | 47    | 2.5  | 33  | 3.2  | 33  | 2.5   | 148   |
| I do the opposite of what people tell me, just to get them mad. | Very false     | 74.0        | 1,369 | 60.3 | 1,060 | 61.2 | 847 | 65.7 | 807 | 65.6  | 4,083 | 70.7        | 1,175 | 63.9 | 1,227 | 63.4 | 830 | 67.6 | 727 | 66.4  | 3,959 | 67.3        | 1,258 | 58.7 | 1,028 | 64.0 | 843 | 66.3 | 688 | 63.9  | 3,817 |
|   | Somewhat false | 14.9        | 276   | 23.0 | 404   | 25.5 | 353 | 21.7 | 267 | 20.9  | 1,300 | 17.7        | 294   | 21.5 | 413   | 24.4 | 319 | 19.7 | 212 | 20.8  | 1,238 | 19.2        | 358   | 25.9 | 454   | 22.2 | 292 | 20.3 | 211 | 22.0  | 1,315 |
|   | Somewhat true  | 8.1         | 150   | 13.4 | 235   | 11.0 | 152 | 9.9  | 122 | 10.6  | 659   | 8.4         | 140   | 11.3 | 217   | 9.1  | 119 | 9.7  | 104 | 9.7   | 580   | 10.2        | 190   | 11.3 | 198   | 11.1 | 146 | 10.7 | 111 | 10.8  | 645   |
|   | Very true      | 3.0         | 55    | 3.3  | 58    | 2.4  | 33  | 2.7  | 33  | 2.9   | 179   | 3.2         | 54    | 3.2  | 62    | 3.1  | 41  | 3.0  | 32  | 3.2   | 189   | 3.3         | 62    | 4.0  | 70    | 2.7  | 36  | 2.7  | 28  | 3.3   | 196   |

| Peer-Individual Risk Factor: Depressive Symptoms  |          |             |       |      |     |      |     |      |     |       |       |             |     |      |     |      |     |      |     |       |       |             |     |      |     |      |     |      |     |       |       |
|---|----------|-------------|-------|------|-----|------|-----|------|-----|-------|-------|-------------|-----|------|-----|------|-----|------|-----|-------|-------|-------------|-----|------|-----|------|-----|------|-----|-------|-------|
| Question  | Response | County 2019 |       |      |     |      |     |      |     |       |       | County 2021 |     |      |     |      |     |      |     |       |       | County 2023 |     |      |     |      |     |      |     |       |       |
|   |          | 6th         |       | 8th  |     | 10th |     | 12th |     | Total |       | 6th         |     | 8th  |     | 10th |     | 12th |     | Total |       | 6th         |     | 8th  |     | 10th |     | 12th |     | Total |       |
|   |          | %           | n     | %    | n   | %    | n   | %    | n   | %     | n     | %           | n   | %    | n   | %    | n   | %    | n   | %     | n     | %           | n   | %    | n   | %    | n   | %    | n   | %     | n     |
| In the past 12 months, have you felt depressed or sad MOST days, even if you felt OK sometimes? | NO!      | 41.6        | 770   | 39.2 | 688 | 29.7 | 408 | 31.9 | 392 | 36.4  | 2,258 | 41.8        | 700 | 35.6 | 678 | 30.9 | 404 | 28.1 | 302 | 35.0  | 2,084 | 35.8        | 674 | 33.7 | 594 | 27.9 | 369 | 26.6 | 278 | 31.8  | 1,915 |
|   | no       | 21.7        | 401   | 23.8 | 418 | 24.8 | 341 | 27.4 | 336 | 24.1  | 1,496 | 22.7        | 380 | 23.8 | 453 | 21.7 | 284 | 24.4 | 263 | 23.2  | 1,380 | 26.5        | 499 | 29.2 | 515 | 33.1 | 438 | 32.9 | 344 | 29.9  | 1,796 |
|   | yes      | 24.7        | 458   | 21.9 | 384 | 26.1 | 359 | 24.7 | 303 | 24.2  | 1,504 | 23.3        | 390 | 25.9 | 492 | 28.0 | 366 | 28.6 | 308 | 26.1  | 1,556 | 27.1        | 510 | 26.0 | 457 | 28.3 | 375 | 28.0 | 293 | 27.2  | 1,635 |
|   | YES!     | 12.0        | 222   | 15.2 | 267 | 19.4 | 267 | 16.0 | 197 | 15.3  | 953   | 12.2        | 205 | 14.7 | 280 | 19.4 | 253 | 18.9 | 203 | 15.8  | 941   | 10.7        | 201 | 11.1 | 195 | 10.7 | 142 | 12.5 | 131 | 11.1  | 669   |
| Sometimes I think that life is not worth it.  | NO!      | 56.6        | 1,043 | 52.9 | 928 | 43.0 | 590 | 46.3 | 570 | 50.5  | 3,131 | 54.3        | 908 | 45.7 | 869 | 43.0 | 561 | 41.7 | 446 | 46.8  | 2,784 | 49.5        | 930 | 48.7 | 853 | 43.6 | 576 | 41.4 | 432 | 46.6  | 2,791 |
|   | no       | 20.3        | 375   | 19.9 | 349 | 24.3 | 333 | 23.9 | 294 | 21.8  | 1,351 | 20.0        | 335 | 24.1 | 459 | 21.9 | 286 | 23.1 | 247 | 22.3  | 1,327 | 25.6        | 481 | 26.4 | 462 | 29.8 | 394 | 31.2 | 325 | 27.7  | 1,662 |
|   | yes      | 15.4        | 284   | 17.9 | 314 | 20.6 | 283 | 20.1 | 247 | 18.2  | 1,128 | 17.1        | 286 | 20.1 | 383 | 20.9 | 272 | 23.0 | 246 | 20.0  | 1,187 | 17.4        | 328 | 17.2 | 301 | 19.5 | 258 | 20.4 | 213 | 18.4  | 1,100 |
|   | YES!     | 7.7         | 141   | 9.2  | 162 | 12.2 | 167 | 9.7  | 119 | 9.5   | 589   | 8.5         | 142 | 10.1 | 192 | 14.2 | 185 | 12.2 | 130 | 10.9  | 649   | 7.5         | 141 | 7.7  | 135 | 7.0  | 92  | 7.0  | 73  | 7.4   | 441   |
| At times, I think I am no good at all.  | NO!      | 45.0        | 828   | 43.1 | 757 | 34.8 | 479 | 36.5 | 445 | 40.5  | 2,509 | 44.5        | 737 | 37.8 | 721 | 35.1 | 456 | 33.2 | 354 | 38.3  | 2,268 | 39.5        | 736 | 38.4 | 673 | 32.5 | 428 | 32.3 | 335 | 36.4  | 2,172 |
|   | no       | 20.9        | 384   | 21.8 | 384 | 21.0 | 289 | 21.6 | 264 | 21.3  | 1,321 | 19.5        | 322 | 22.6 | 431 | 20.5 | 266 | 22.0 | 234 | 21.1  | 1,253 | 22.7        | 422 | 26.4 | 462 | 29.9 | 393 | 28.5 | 296 | 26.4  | 1,573 |
|   | yes      | 23.6        | 434   | 22.8 | 400 | 27.3 | 375 | 29.0 | 354 | 25.2  | 1,563 | 23.4        | 388 | 27.4 | 523 | 28.5 | 371 | 29.4 | 313 | 26.9  | 1,595 | 27.2        | 507 | 24.9 | 436 | 28.3 | 373 | 29.6 | 307 | 27.2  | 1,623 |
|   | YES!     | 10.6        | 195   | 12.3 | 217 | 16.9 | 232 | 12.9 | 157 | 12.9  | 801   | 12.6        | 208 | 12.1 | 231 | 15.9 | 207 | 15.4 | 164 | 13.7  | 810   | 10.6        | 197 | 10.3 | 180 | 9.3  | 122 | 9.6  | 100 | 10.0  | 599   |
| All in all, I am inclined to think that I am a failure.   | NO!      | 55.4        | 1,014 | 51.4 | 894 | 42.2 | 579 | 43.9 | 537 | 49.1  | 3,024 | 54.5        | 902 | 45.9 | 868 | 41.5 | 537 | 39.2 | 417 | 46.1  | 2,724 | 50.3        | 937 | 46.1 | 804 | 41.5 | 546 | 40.7 | 422 | 45.5  | 2,709 |
|   | no       | 24.6        | 450   | 24.5 | 426 | 29.0 | 398 | 29.6 | 362 | 26.5  | 1,636 | 21.4        | 355 | 27.2 | 515 | 26.6 | 344 | 31.0 | 330 | 26.1  | 1,544 | 28.4        | 528 | 30.4 | 530 | 33.8 | 445 | 35.0 | 363 | 31.3  | 1,866 |
|   | yes      | 12.6        | 231   | 15.2 | 264 | 17.4 | 239 | 17.0 | 208 | 15.3  | 942   | 14.8        | 245 | 17.1 | 323 | 17.7 | 229 | 19.0 | 202 | 16.9  | 999   | 13.9        | 259 | 16.0 | 279 | 17.9 | 236 | 16.5 | 171 | 15.9  | 945   |
|   | YES!     | 7.4         | 135   | 8.9  | 155 | 11.4 | 157 | 9.5  | 116 | 9.1   | 563   | 9.3         | 154 | 9.8  | 185 | 14.2 | 183 | 10.9 | 116 | 10.8  | 638   | 7.4         | 138 | 7.6  | 132 | 6.7  | 88  | 7.9  | 82  | 7.4   | 440   |

## Peer-Individual Risk Factor: Sensation Seeking

| Question   | Response                               | County 2019 |       |      |       |      |     |      |     |       |       | County 2021 |       |      |       |      |     |      |     |       |       | County 2023 |       |      |       |      |     |      |     |       |       |
|--|--|-------------|-------|------|-------|------|-----|------|-----|-------|-------|-------------|-------|------|-------|------|-----|------|-----|-------|-------|-------------|-------|------|-------|------|-----|------|-----|-------|-------|
|  |  | 6th         |       | 8th  |       | 10th |     | 12th |     | Total |       | 6th         |       | 8th  |       | 10th |     | 12th |     | Total |       | 6th         |       | 8th  |       | 10th |     | 12th |     | Total |       |
|  |  | %           | n     | %    | n     | %    | n   | %    | n   | %     | n     | %           | n     | %    | n     | %    | n   | %    | n   | %     | n     | %           | n     | %    | n     | %    | n   | %    | n   | %     | n     |
| How many times have you:                                     |  |             |       |      |       |      |     |      |     |       |       |             |       |      |       |      |     |      |     |       |       |             |       |      |       |      |     |      |     |       |       |
| Done what feels good no matter what?                         | Never                                  | 59.4        | 983   | 55.2 | 903   | 44.9 | 590 | 39.9 | 469 | 50.9  | 2,945 | 56.2        | 850   | 49.3 | 887   | 44.0 | 552 | 37.7 | 390 | 47.8  | 2,679 | 41.5        | 741   | 37.7 | 630   | 39.1 | 497 | 35.0 | 352 | 38.7  | 2,220 |
|  | I've done it, but not in the past year | 14.9        | 246   | 13.3 | 218   | 13.6 | 179 | 15.6 | 183 | 14.3  | 826   | 13.9        | 210   | 14.7 | 264   | 13.8 | 173 | 15.4 | 159 | 14.4  | 806   | 13.7        | 245   | 13.5 | 225   | 12.7 | 162 | 12.6 | 127 | 13.2  | 759   |
|  | Less than once a month                 | 5.4         | 90    | 8.4  | 138   | 13.1 | 172 | 13.6 | 160 | 9.7   | 560   | 6.7         | 101   | 9.6  | 172   | 12.3 | 154 | 15.3 | 158 | 10.4  | 585   | 9.2         | 164   | 12.6 | 210   | 14.1 | 179 | 14.2 | 143 | 12.1  | 696   |
|  | About once a month                     | 3.1         | 52    | 6.2  | 101   | 9.1  | 120 | 10.9 | 128 | 6.9   | 401   | 4.8         | 73    | 7.1  | 127   | 9.7  | 122 | 10.7 | 111 | 7.7   | 433   | 7.7         | 138   | 9.0  | 150   | 11.3 | 143 | 13.0 | 131 | 9.8   | 562   |
|  | 2 or 3 times a month                   | 5.8         | 96    | 7.0  | 115   | 9.3  | 122 | 8.8  | 103 | 7.5   | 436   | 6.5         | 99    | 8.1  | 146   | 8.3  | 104 | 11.4 | 118 | 8.3   | 467   | 9.5         | 170   | 10.9 | 182   | 10.9 | 139 | 11.0 | 111 | 10.5  | 602   |
|  | Once a week or more                    | 11.4        | 188   | 9.9  | 162   | 9.9  | 130 | 11.3 | 133 | 10.6  | 613   | 11.8        | 179   | 11.3 | 203   | 11.9 | 149 | 9.5  | 98  | 11.2  | 629   | 18.3        | 326   | 16.3 | 272   | 11.9 | 151 | 14.1 | 142 | 15.5  | 891   |
| How many times have you:                                     |  |             |       |      |       |      |     |      |     |       |       |             |       |      |       |      |     |      |     |       |       |             |       |      |       |      |     |      |     |       |       |
| Done something dangerous because someone dared you to do it? | Never                                  | 77.5        | 1,361 | 65.9 | 1,133 | 56.1 | 758 | 58.0 | 695 | 65.5  | 3,947 | 70.4        | 1,109 | 61.1 | 1,127 | 57.6 | 737 | 56.8 | 592 | 62.1  | 3,565 | 67.0        | 1,243 | 59.9 | 1,040 | 59.5 | 775 | 59.9 | 616 | 62.0  | 3,674 |
|  | I've done it, but not in the past year | 13.0        | 228   | 18.2 | 312   | 21.5 | 290 | 20.8 | 249 | 17.9  | 1,079 | 18.0        | 283   | 22.1 | 408   | 20.4 | 261 | 21.1 | 220 | 20.4  | 1,172 | 20.6        | 383   | 20.0 | 347   | 21.0 | 273 | 21.3 | 219 | 20.6  | 1,222 |
|  | Less than once a month                 | 3.5         | 61    | 8.6  | 148   | 12.8 | 173 | 11.8 | 142 | 8.7   | 524   | 5.5         | 87    | 8.7  | 161   | 12.1 | 155 | 12.5 | 130 | 9.3   | 533   | 5.4         | 101   | 9.5  | 164   | 10.7 | 140 | 10.5 | 108 | 8.7   | 513   |
|  | About once a month                     | 2.2         | 38    | 3.4  | 58    | 5.0  | 68  | 5.3  | 63  | 3.8   | 227   | 2.9         | 46    | 3.5  | 65    | 4.8  | 61  | 5.8  | 61  | 4.1   | 233   | 2.6         | 48    | 5.0  | 86    | 5.5  | 72  | 4.5  | 46  | 4.3   | 252   |
|  | 2 or 3 times a month                   | 1.8         | 31    | 2.5  | 43    | 2.7  | 37  | 2.2  | 26  | 2.3   | 137   | 2.0         | 32    | 2.4  | 45    | 3.7  | 47  | 2.6  | 27  | 2.6   | 151   | 2.6         | 48    | 3.1  | 54    | 2.4  | 31  | 2.6  | 27  | 2.7   | 160   |
|  | Once a week or more                    | 2.1         | 36    | 1.4  | 24    | 1.8  | 24  | 2.0  | 24  | 1.8   | 108   | 1.2         | 19    | 2.1  | 38    | 1.4  | 18  | 1.2  | 13  | 1.5   | 88    | 1.7         | 32    | 2.5  | 44    | 0.9  | 12  | 1.3  | 13  | 1.7   | 101   |
| How many times have you:                                     |  |             |       |      |       |      |     |      |     |       |       |             |       |      |       |      |     |      |     |       |       |             |       |      |       |      |     |      |     |       |       |
| Done crazy things even if they are a little dangerous?       | Never                                  | 65.3        | 1,145 | 54.0 | 919   | 44.2 | 595 | 46.4 | 555 | 53.6  | 3,214 | 59.4        | 926   | 49.2 | 904   | 45.9 | 587 | 43.4 | 453 | 50.2  | 2,870 | 54.6        | 1,007 | 48.4 | 834   | 48.2 | 626 | 49.5 | 504 | 50.5  | 2,971 |
|  | I've done it, but not in the past year | 20.2        | 355   | 20.8 | 354   | 21.2 | 286 | 21.5 | 257 | 20.9  | 1,252 | 22.3        | 348   | 24.7 | 454   | 21.9 | 280 | 21.9 | 228 | 22.9  | 1,310 | 23.2        | 429   | 22.7 | 391   | 21.7 | 282 | 19.3 | 197 | 22.1  | 1,299 |
|  | Less than once a month                 | 5.7         | 100   | 11.3 | 192   | 16.6 | 223 | 15.1 | 181 | 11.6  | 696   | 7.2         | 113   | 12.2 | 224   | 15.7 | 201 | 16.6 | 173 | 12.4  | 711   | 8.4         | 155   | 12.5 | 216   | 15.6 | 202 | 15.1 | 154 | 12.3  | 727   |
|  | About once a month                     | 2.9         | 50    | 5.7  | 97    | 8.0  | 108 | 8.2  | 98  | 5.9   | 353   | 4.6         | 71    | 5.5  | 101   | 6.3  | 81  | 9.2  | 96  | 6.1   | 349   | 6.2         | 115   | 6.3  | 109   | 8.0  | 104 | 7.9  | 81  | 6.9   | 409   |
|  | 2 or 3 times a month                   | 2.3         | 41    | 5.0  | 85    | 5.9  | 80  | 5.3  | 64  | 4.5   | 270   | 2.8         | 44    | 5.4  | 100   | 6.7  | 85  | 5.8  | 60  | 5.1   | 289   | 4.2         | 77    | 5.7  | 98    | 3.8  | 49  | 4.8  | 49  | 4.6   | 273   |
|  | Once a week or more                    | 3.6         | 63    | 3.2  | 55    | 4.1  | 55  | 3.5  | 42  | 3.6   | 215   | 3.7         | 58    | 3.0  | 56    | 3.4  | 44  | 3.2  | 33  | 3.3   | 191   | 3.4         | 63    | 4.4  | 76    | 2.8  | 36  | 3.3  | 34  | 3.5   | 209   |

## Peer-Individual Risk Factor: Rewards for Antisocial Behavior

| Question   | Response                 | County 2019 |       |      |       |      |       |      |       |       |       | County 2021 |       |      |       |      |       |      |     |       |       | County 2023 |       |      |       |      |       |      |     |       |       |
|--|--------------------------|-------------|-------|------|-------|------|-------|------|-------|-------|-------|-------------|-------|------|-------|------|-------|------|-----|-------|-------|-------------|-------|------|-------|------|-------|------|-----|-------|-------|
|  |                          | 6th         |       | 8th  |       | 10th |       | 12th |       | Total |       | 6th         |       | 8th  |       | 10th |       | 12th |     | Total |       | 6th         |       | 8th  |       | 10th |       | 12th |     | Total |       |
|  |                          | %           | n     | %    | n     | %    | n     | %    | n     | %     | n     | %           | n     | %    | n     | %    | n     | %    | n   | %     | n     | %           | n     | %    | n     | %    | n     | %    | n   | %     | n     |
| What are the chances you would be seen as cool if you:                                 |                          |             |       |      |       |      |       |      |       |       |       |             |       |      |       |      |       |      |     |       |       |             |       |      |       |      |       |      |     |       |       |
| Carried a handgun?   | No or very little chance | 88.1        | 1,527 | 81.7 | 1,394 | 84.0 | 1,139 | 88.2 | 1,061 | 85.4  | 5,121 | 86.0        | 1,366 | 80.3 | 1,495 | 83.3 | 1,075 | 82.7 | 870 | 83.0  | 4,806 | 84.0        | 1,521 | 77.7 | 1,325 | 78.4 | 1,018 | 79.9 | 809 | 80.2  | 4,673 |
|  | Little chance            | 5.2         | 90    | 9.5  | 163   | 8.3  | 113   | 5.2  | 62    | 7.1   | 428   | 7.2         | 115   | 10.3 | 192   | 8.5  | 110   | 8.9  | 94  | 8.8   | 511   | 8.7         | 157   | 11.2 | 191   | 11.5 | 149   | 9.8  | 99  | 10.2  | 596   |
|  | Some chance              | 2.8         | 49    | 4.3  | 74    | 4.1  | 56    | 3.9  | 47    | 3.8   | 226   | 3.2         | 51    | 4.8  | 89    | 5.0  | 65    | 4.3  | 45  | 4.3   | 250   | 3.5         | 63    | 6.4  | 109   | 5.5  | 71    | 4.4  | 45  | 4.9   | 288   |
|  | Pretty good chance       | 2.2         | 39    | 2.1  | 35    | 2.1  | 28    | 1.5  | 18    | 2.0   | 120   | 1.8         | 28    | 2.8  | 52    | 1.6  | 21    | 2.7  | 28  | 2.2   | 129   | 1.9         | 35    | 2.5  | 43    | 2.7  | 35    | 3.2  | 32  | 2.5   | 145   |
|  | Very good chance         | 1.7         | 29    | 2.4  | 41    | 1.5  | 20    | 1.2  | 15    | 1.8   | 105   | 1.8         | 28    | 1.8  | 34    | 1.5  | 20    | 1.4  | 15  | 1.7   | 97    | 1.9         | 35    | 2.2  | 38    | 1.9  | 25    | 2.8  | 28  | 2.2   | 126   |
| What are the chances you would be seen as cool if you:                                 |                          |             |       |      |       |      |       |      |       |       |       |             |       |      |       |      |       |      |     |       |       |             |       |      |       |      |       |      |     |       |       |
| Began drinking alcoholic beverages regularly, that is, at least once or twice a month? | No or very little chance | 88.1        | 1,508 | 76.1 | 1,294 | 58.9 | 796   | 56.3 | 675   | 71.7  | 4,273 | 87.4        | 1,373 | 78.1 | 1,453 | 66.4 | 856   | 58.3 | 612 | 74.4  | 4,294 | 85.4        | 1,534 | 77.9 | 1,327 | 65.3 | 846   | 58.7 | 593 | 74.1  | 4,300 |
|  | Little chance            | 5.7         | 97    | 11.6 | 197   | 17.8 | 240   | 17.2 | 206   | 12.4  | 740   | 6.8         | 107   | 11.2 | 208   | 15.8 | 204   | 15.7 | 165 | 11.9  | 684   | 7.7         | 138   | 11.1 | 189   | 16.1 | 208   | 17.1 | 173 | 12.2  | 708   |
|  | Some chance              | 2.8         | 48    | 7.2  | 123   | 13.5 | 182   | 13.9 | 167   | 8.7   | 520   | 2.9         | 46    | 6.1  | 113   | 10.8 | 139   | 14.9 | 156 | 7.9   | 454   | 3.6         | 64    | 6.0  | 102   | 10.2 | 132   | 13.6 | 137 | 7.5   | 435   |
|  | Pretty good chance       | 1.8         | 31    | 3.6  | 62    | 7.3  | 98    | 8.4  | 101   | 4.9   | 292   | 1.6         | 25    | 2.8  | 52    | 4.5  | 58    | 7.3  | 77  | 3.7   | 212   | 1.6         | 29    | 2.7  | 46    | 5.9  | 77    | 7.4  | 75  | 3.9   | 227   |
|  | Very good chance         | 1.6         | 28    | 1.4  | 24    | 2.6  | 35    | 4.2  | 50    | 2.3   | 137   | 1.3         | 20    | 1.9  | 35    | 2.6  | 33    | 3.7  | 39  | 2.2   | 127   | 1.8         | 32    | 2.3  | 40    | 2.5  | 32    | 3.2  | 32  | 2.3   | 136   |
| What are the chances you would be seen as cool if you:                                 |                          |             |       |      |       |      |       |      |       |       |       |             |       |      |       |      |       |      |     |       |       |             |       |      |       |      |       |      |     |       |       |
| Smoked cigarettes?   | No or very little chance | 89.1        | 1,522 | 82.4 | 1,402 | 78.7 | 1,065 | 80.1 | 962   | 83.0  | 4,951 | 88.0        | 1,383 | 81.0 | 1,505 | 78.7 | 1,012 | 77.8 | 815 | 81.8  | 4,715 | 86.0        | 1,547 | 80.4 | 1,367 | 73.8 | 956   | 74.9 | 758 | 79.7  | 4,628 |
|  | Little chance            | 5.3         | 91    | 9.2  | 157   | 12.6 | 170   | 11.3 | 136   | 9.3   | 554   | 6.0         | 95    | 10.2 | 190   | 12.0 | 154   | 13.5 | 142 | 10.1  | 581   | 7.1         | 127   | 9.4  | 159   | 13.5 | 175   | 14.2 | 144 | 10.4  | 605   |
|  | Some chance              | 2.1         | 36    | 4.4  | 75    | 4.8  | 65    | 5.1  | 61    | 4.0   | 237   | 2.6         | 41    | 4.6  | 86    | 5.6  | 72    | 5.8  | 61  | 4.5   | 260   | 2.9         | 53    | 5.2  | 89    | 7.5  | 97    | 5.9  | 60  | 5.1   | 299   |
|  | Pretty good chance       | 1.6         | 28    | 2.5  | 43    | 2.5  | 34    | 1.8  | 22    | 2.1   | 127   | 1.8         | 29    | 2.9  | 54    | 1.9  | 24    | 1.8  | 19  | 2.2   | 126   | 1.7         | 31    | 2.6  | 44    | 3.2  | 41    | 2.8  | 28  | 2.5   | 144   |
|  | Very good chance         | 1.8         | 31    | 1.4  | 24    | 1.5  | 20    | 1.7  | 20    | 1.6   | 95    | 1.5         | 23    | 1.2  | 23    | 1.9  | 24    | 1.0  | 11  | 1.4   | 81    | 2.2         | 40    | 2.4  | 41    | 2.1  | 27    | 2.2  | 22  | 2.2   | 130   |
| What are the chances you would be seen as cool if you:                                 |                          |             |       |      |       |      |       |      |       |       |       |             |       |      |       |      |       |      |     |       |       |             |       |      |       |      |       |      |     |       |       |
| Used marijuana?  | No or very little chance | 88.4        | 1,502 | 70.6 | 1,198 | 50.5 | 683   | 48.8 | 586   | 66.7  | 3,969 | 89.6        | 1,395 | 75.1 | 1,390 | 62.2 | 801   | 53.0 | 557 | 72.1  | 4,143 | 87.6        | 1,560 | 75.5 | 1,281 | 64.9 | 838   | 56.7 | 572 | 73.6  | 4,251 |
|  | Little chance            | 4.4         | 75    | 9.6  | 163   | 14.4 | 195   | 13.2 | 158   | 9.9   | 591   | 4.7         | 73    | 10.3 | 190   | 12.8 | 165   | 14.0 | 147 | 10.0  | 575   | 6.0         | 106   | 9.8  | 167   | 12.9 | 167   | 15.1 | 152 | 10.2  | 592   |
|  | Some chance              | 2.6         | 44    | 9.2  | 157   | 16.0 | 216   | 15.6 | 187   | 10.1  | 604   | 2.2         | 34    | 6.2  | 114   | 12.0 | 155   | 16.2 | 170 | 8.2   | 473   | 2.4         | 43    | 6.3  | 106   | 10.8 | 139   | 13.1 | 132 | 7.3   | 420   |
|  | Pretty good chance       | 2.3         | 39    | 5.7  | 96    | 11.5 | 156   | 13.7 | 164   | 7.6   | 455   | 1.7         | 26    | 4.2  | 77    | 7.2  | 93    | 10.4 | 109 | 5.3   | 305   | 1.8         | 32    | 4.1  | 69    | 7.3  | 94    | 10.0 | 101 | 5.1   | 296   |
|  | Very good chance         | 2.4         | 40    | 4.9  | 84    | 7.5  | 102   | 8.8  | 106   | 5.6   | 332   | 1.9         | 29    | 4.3  | 80    | 5.7  | 73    | 6.5  | 68  | 4.4   | 250   | 2.2         | 39    | 4.3  | 73    | 4.2  | 54    | 5.1  | 51  | 3.8   | 217   |

## Peer-Individual Risk Factor: Interaction with Antisocial Peers

| Question   | Response | County 2019 |       |      |       |      |       |      |       |       |       | County 2021 |       |      |       |      |       |      |       |       |       | County 2023 |       |      |       |      |       |      |     |       |       |
|--|----------|-------------|-------|------|-------|------|-------|------|-------|-------|-------|-------------|-------|------|-------|------|-------|------|-------|-------|-------|-------------|-------|------|-------|------|-------|------|-----|-------|-------|
|  |          | 6th         |       | 8th  |       | 10th |       | 12th |       | Total |       | 6th         |       | 8th  |       | 10th |       | 12th |       | Total |       | 6th         |       | 8th  |       | 10th |       | 12th |     | Total |       |
|  |          | %           | n     | %    | n     | %    | n     | %    | n     | %     | n     | %           | n     | %    | n     | %    | n     | %    | n     | %     | n     | %           | n     | %    | n     | %    | n     | %    | n   | %     | n     |
| Think of up to four of your best friends (the friends you feel closest to). In the past 12 months, how many of your best friends have: |          |             |       |      |       |      |       |      |       |       |       |             |       |      |       |      |       |      |       |       |       |             |       |      |       |      |       |      |     |       |       |
| Been arrested?   | None     | 93.5        | 1,602 | 91.3 | 1,562 | 91.0 | 1,232 | 91.3 | 1,101 | 91.9  | 5,497 | 96.3        | 1,505 | 95.3 | 1,769 | 93.5 | 1,197 | 94.9 | 996   | 95.1  | 5,467 | 95.5        | 1,722 | 93.1 | 1,581 | 94.0 | 1,221 | 93.4 | 940 | 94.1  | 5,464 |
|  | 1        | 2.1         | 36    | 4.6  | 79    | 5.6  | 76    | 4.9  | 59    | 4.2   | 250   | 1.6         | 25    | 2.9  | 53    | 3.8  | 48    | 3.2  | 34    | 2.8   | 160   | 2.1         | 38    | 3.9  | 66    | 3.9  | 51    | 3.5  | 35  | 3.3   | 190   |
|  | 2        | 1.2         | 21    | 1.6  | 27    | 1.5  | 20    | 2.2  | 26    | 1.6   | 94    | 0.7         | 11    | 0.6  | 11    | 1.3  | 17    | 1.1  | 12    | 0.9   | 51    | 1.0         | 18    | 1.2  | 21    | 1.1  | 14    | 1.7  | 17  | 1.2   | 70    |
|  | 3        | 0.8         | 14    | 1.4  | 24    | 1.0  | 14    | 0.6  | 7     | 1.0   | 59    | 0.5         | 8     | 0.4  | 8     | 0.3  | 4     | 0.0  | 0     | 0.3   | 20    | 0.6         | 10    | 0.9  | 15    | 0.5  | 6     | 0.7  | 7   | 0.7   | 38    |
|  | 4        | 2.3         | 40    | 1.1  | 18    | 0.9  | 12    | 1.1  | 13    | 1.4   | 83    | 0.9         | 14    | 0.8  | 15    | 1.1  | 14    | 0.7  | 7     | 0.9   | 50    | 0.8         | 15    | 0.9  | 16    | 0.5  | 7     | 0.7  | 7   | 0.8   | 45    |
| Think of up to four of your best friends (the friends you feel closest to). In the past 12 months, how many of your best friends have: |          |             |       |      |       |      |       |      |       |       |       |             |       |      |       |      |       |      |       |       |       |             |       |      |       |      |       |      |     |       |       |
| Dropped out of school?   | None     | 95.5        | 1,623 | 96.8 | 1,641 | 95.3 | 1,286 | 94.2 | 1,135 | 95.6  | 5,685 | 96.4        | 1,493 | 97.7 | 1,800 | 95.9 | 1,221 | 94.5 | 991   | 96.4  | 5,505 | 95.1        | 1,707 | 95.7 | 1,615 | 95.9 | 1,238 | 93.8 | 941 | 95.2  | 5,501 |
|  | 1        | 2.9         | 50    | 2.2  | 37    | 3.4  | 46    | 4.1  | 50    | 3.1   | 183   | 2.2         | 34    | 1.7  | 31    | 2.7  | 35    | 3.9  | 41    | 2.5   | 141   | 3.5         | 62    | 2.8  | 47    | 3.1  | 40    | 4.4  | 44  | 3.3   | 193   |
|  | 2        | 0.9         | 15    | 0.6  | 10    | 0.8  | 11    | 0.8  | 10    | 0.8   | 46    | 1.0         | 15    | 0.4  | 8     | 0.5  | 7     | 1.2  | 13    | 0.8   | 43    | 0.6         | 11    | 0.5  | 8     | 0.6  | 8     | 0.9  | 9   | 0.6   | 36    |
|  | 3        | 0.4         | 6     | 0.1  | 2     | 0.3  | 4     | 0.4  | 5     | 0.3   | 17    | 0.3         | 4     | 0.1  | 1     | 0.2  | 3     | 0.0  | 0     | 0.1   | 8     | 0.3         | 6     | 0.4  | 7     | 0.2  | 2     | 0.5  | 5   | 0.3   | 20    |
|  | 4        | 0.3         | 5     | 0.3  | 5     | 0.1  | 2     | 0.4  | 5     | 0.3   | 17    | 0.2         | 3     | 0.1  | 2     | 0.5  | 7     | 0.4  | 4     | 0.3   | 16    | 0.5         | 9     | 0.6  | 10    | 0.2  | 3     | 0.4  | 4   | 0.5   | 26    |
| Think of up to four of your best friends (the friends you feel closest to). In the past 12 months, how many of your best friends have: |          |             |       |      |       |      |       |      |       |       |       |             |       |      |       |      |       |      |       |       |       |             |       |      |       |      |       |      |     |       |       |
| Stolen or tried to steal a motor vehicle such as a car or motorcycle?  | None     | 97.9        | 1,674 | 95.5 | 1,632 | 96.0 | 1,298 | 96.3 | 1,157 | 96.5  | 5,761 | 98.7        | 1,535 | 97.6 | 1,807 | 95.4 | 1,223 | 97.1 | 1,021 | 97.3  | 5,586 | 98.0        | 1,764 | 95.9 | 1,630 | 97.1 | 1,260 | 96.6 | 971 | 97.0  | 5,625 |
|  | 1        | 1.3         | 23    | 2.2  | 37    | 2.1  | 28    | 2.6  | 31    | 2.0   | 119   | 0.8         | 13    | 1.6  | 29    | 2.2  | 28    | 1.7  | 18    | 1.5   | 88    | 1.2         | 21    | 2.2  | 37    | 1.7  | 22    | 1.8  | 18  | 1.7   | 98    |
|  | 2        | 0.6         | 11    | 1.6  | 27    | 1.3  | 18    | 0.4  | 5     | 1.0   | 61    | 0.3         | 4     | 0.4  | 7     | 1.3  | 17    | 0.6  | 6     | 0.6   | 34    | 0.2         | 3     | 0.8  | 13    | 0.8  | 10    | 0.6  | 6   | 0.6   | 32    |
|  | 3        | 0.1         | 1     | 0.4  | 7     | 0.5  | 7     | 0.3  | 4     | 0.3   | 19    | 0.1         | 1     | 0.2  | 4     | 0.0  | 0     | 0.1  | 1     | 0.1   | 6     | 0.1         | 1     | 0.2  | 3     | 0.2  | 2     | 0.5  | 5   | 0.2   | 11    |
|  | 4        | 0.1         | 1     | 0.4  | 6     | 0.1  | 1     | 0.4  | 5     | 0.2   | 13    | 0.2         | 3     | 0.2  | 4     | 1.1  | 14    | 0.5  | 5     | 0.5   | 26    | 0.6         | 11    | 0.9  | 16    | 0.2  | 3     | 0.5  | 5   | 0.6   | 35    |
| Think of up to four of your best friends (the friends you feel closest to). In the past 12 months, how many of your best friends have: |          |             |       |      |       |      |       |      |       |       |       |             |       |      |       |      |       |      |       |       |       |             |       |      |       |      |       |      |     |       |       |
| Been suspended from school?  | None     | 75.2        | 1,281 | 75.0 | 1,272 | 81.6 | 1,098 | 87.4 | 1,049 | 79.0  | 4,700 | 80.1        | 1,242 | 76.3 | 1,410 | 85.8 | 1,096 | 90.7 | 952   | 82.1  | 4,700 | 74.8        | 1,341 | 69.8 | 1,183 | 84.9 | 1,099 | 86.1 | 864 | 77.6  | 4,487 |
|  | 1        | 11.9        | 203   | 11.4 | 194   | 10.3 | 138   | 6.3  | 76    | 10.3  | 611   | 12.6        | 195   | 13.1 | 243   | 8.4  | 107   | 6.7  | 70    | 10.7  | 615   | 13.6        | 243   | 15.3 | 260   | 9.3  | 121   | 8.5  | 85  | 12.3  | 709   |
|  | 2        | 5.7         | 97    | 5.5  | 93    | 3.9  | 52    | 3.0  | 36    | 4.7   | 278   | 3.2         | 50    | 5.4  | 100   | 2.8  | 36    | 1.2  | 13    | 3.5   | 199   | 6.0         | 108   | 7.2  | 122   | 3.0  | 39    | 3.0  | 30  | 5.2   | 299   |
|  | 3        | 2.0         | 34    | 3.0  | 51    | 1.3  | 17    | 1.3  | 16    | 2.0   | 118   | 2.3         | 35    | 2.1  | 39    | 1.0  | 13    | 0.4  | 4     | 1.6   | 91    | 2.5         | 45    | 2.7  | 46    | 1.5  | 19    | 0.9  | 9   | 2.1   | 119   |
|  | 4        | 5.2         | 88    | 5.1  | 87    | 3.0  | 41    | 1.9  | 23    | 4.0   | 239   | 1.9         | 29    | 3.0  | 56    | 2.0  | 25    | 1.0  | 11    | 2.1   | 121   | 3.1         | 55    | 5.0  | 84    | 1.3  | 17    | 1.5  | 15  | 3.0   | 171   |
| Think of up to four of your best friends (the friends you feel closest to). In the past 12 months, how many of your best friends have: |          |             |       |      |       |      |       |      |       |       |       |             |       |      |       |      |       |      |       |       |       |             |       |      |       |      |       |      |     |       |       |
| Carried a handgun?   | None     | 96.9        | 1,652 | 95.8 | 1,623 | 95.7 | 1,286 | 95.8 | 1,154 | 96.1  | 5,715 | 97.6        | 1,515 | 96.3 | 1,773 | 94.7 | 1,204 | 95.4 | 1,001 | 96.1  | 5,493 | 96.7        | 1,728 | 95.4 | 1,613 | 95.5 | 1,239 | 96.2 | 962 | 95.9  | 5,542 |
|  | 1        | 1.9         | 33    | 2.4  | 41    | 2.3  | 31    | 2.2  | 26    | 2.2   | 131   | 1.7         | 26    | 2.1  | 38    | 2.7  | 34    | 2.5  | 26    | 2.2   | 124   | 2.1         | 37    | 2.2  | 38    | 2.7  | 35    | 1.9  | 19  | 2.2   | 129   |
|  | 2        | 0.6         | 11    | 1.1  | 18    | 0.9  | 12    | 1.2  | 14    | 0.9   | 55    | 0.4         | 6     | 0.8  | 14    | 0.9  | 12    | 1.2  | 13    | 0.8   | 45    | 0.5         | 9     | 1.2  | 20    | 1.1  | 14    | 1.0  | 10  | 0.9   | 53    |
|  | 3        | 0.1         | 2     | 0.2  | 3     | 0.3  | 4     | 0.5  | 6     | 0.3   | 15    | 0.1         | 1     | 0.1  | 1     | 0.4  | 5     | 0.1  | 1     | 0.1   | 8     | 0.2         | 3     | 0.2  | 3     | 0.4  | 5     | 0.6  | 6   | 0.3   | 17    |
|  | 4        | 0.4         | 6     | 0.6  | 10    | 0.8  | 11    | 0.3  | 4     | 0.5   | 31    | 0.3         | 5     | 0.8  | 15    | 1.3  | 16    | 0.8  | 8     | 0.8   | 44    | 0.6         | 10    | 1.0  | 17    | 0.4  | 5     | 0.3  | 3   | 0.6   | 35    |

**Peer-Individual Risk Factor: Interaction with Antisocial Peers (continued)**

| Question   | Response | County 2019 |       |      |       |      |       |      |       |       |       | County 2021 |       |      |       |      |       |      |     |       |       | County 2023 |       |      |       |      |       |      |     |       |       |
|--|----------|-------------|-------|------|-------|------|-------|------|-------|-------|-------|-------------|-------|------|-------|------|-------|------|-----|-------|-------|-------------|-------|------|-------|------|-------|------|-----|-------|-------|
|  |          | 6th         |       | 8th  |       | 10th |       | 12th |       | Total |       | 6th         |       | 8th  |       | 10th |       | 12th |     | Total |       | 6th         |       | 8th  |       | 10th |       | 12th |     | Total |       |
|  |          | %           | n     | %    | n     | %    | n     | %    | n     | %     | n     | %           | n     | %    | n     | %    | n     | %    | n   | %     | n     | %           | n     | %    | n     | %    | n     | %    | n   | %     | n     |
| Think of up to four of your best friends (the friends you feel closest to). In the past 12 months, how many of your best friends have: |          |             |       |      |       |      |       |      |       |       |       |             |       |      |       |      |       |      |     |       |       |             |       |      |       |      |       |      |     |       |       |
| Sold illegal drugs?  | None     | 98.6        | 1,665 | 96.2 | 1,620 | 90.2 | 1,218 | 86.8 | 1,043 | 93.6  | 5,546 | 99.2        | 1,537 | 97.2 | 1,788 | 93.0 | 1,185 | 91.3 | 959 | 95.7  | 5,469 | 98.2        | 1,752 | 96.3 | 1,628 | 95.3 | 1,229 | 91.9 | 921 | 95.9  | 5,530 |
|  | 1        | 0.7         | 12    | 2.0  | 34    | 5.5  | 74    | 6.4  | 77    | 3.3   | 197   | 0.3         | 4     | 1.7  | 32    | 3.7  | 47    | 4.6  | 48  | 2.3   | 131   | 1.0         | 17    | 2.1  | 36    | 2.6  | 33    | 4.7  | 47  | 2.3   | 133   |
|  | 2        | 0.4         | 6     | 0.7  | 12    | 2.7  | 37    | 3.5  | 42    | 1.6   | 97    | 0.3         | 4     | 0.6  | 11    | 1.5  | 19    | 2.2  | 23  | 1.0   | 57    | 0.3         | 5     | 0.5  | 8     | 1.0  | 13    | 1.8  | 18  | 0.8   | 44    |
|  | 3        | 0.2         | 3     | 0.3  | 5     | 0.5  | 7     | 1.2  | 15    | 0.5   | 30    | 0.1         | 1     | 0.1  | 1     | 0.6  | 8     | 0.8  | 8   | 0.3   | 18    | 0.2         | 3     | 0.4  | 6     | 0.2  | 3     | 0.4  | 4   | 0.3   | 16    |
|  | 4        | 0.2         | 3     | 0.8  | 13    | 1.0  | 14    | 2.1  | 25    | 0.9   | 55    | 0.2         | 3     | 0.4  | 7     | 1.2  | 15    | 1.1  | 12  | 0.6   | 37    | 0.4         | 7     | 0.7  | 12    | 0.9  | 12    | 1.2  | 12  | 0.7   | 43    |

**Peer-Individual Risk Factor: Friends' Use of Drugs**

| Question   | Response | County 2019 |       |      |       |      |       |      |       |       |       | County 2021 |       |      |       |      |       |      |     |       |       | County 2023 |       |      |       |      |       |      |     |       |       |
|--|----------|-------------|-------|------|-------|------|-------|------|-------|-------|-------|-------------|-------|------|-------|------|-------|------|-----|-------|-------|-------------|-------|------|-------|------|-------|------|-----|-------|-------|
|  |          | 6th         |       | 8th  |       | 10th |       | 12th |       | Total |       | 6th         |       | 8th  |       | 10th |       | 12th |     | Total |       | 6th         |       | 8th  |       | 10th |       | 12th |     | Total |       |
|  |          | %           | n     | %    | n     | %    | n     | %    | n     | %     | n     | %           | n     | %    | n     | %    | n     | %    | n   | %     | n     | %           | n     | %    | n     | %    | n     | %    | n   | %     | n     |
| Think of up to four of your best friends (the friends you feel closest to). In the past 12 months, how many of your best friends have: |          |             |       |      |       |      |       |      |       |       |       |             |       |      |       |      |       |      |     |       |       |             |       |      |       |      |       |      |     |       |       |
| Tried beer, wine, or hard liquor when their parents/caregivers didn't know about it?*  | None     | 90.9        | 1,544 | 78.3 | 1,322 | 56.1 | 758   | 48.1 | 576   | 70.8  | 4,200 | 91.2        | 1,412 | 83.5 | 1,542 | 64.3 | 820   | 53.9 | 565 | 75.9  | 4,339 | 91.8        | 1,640 | 83.4 | 1,414 | 70.2 | 908   | 58.6 | 587 | 78.8  | 4,549 |
|  | 1        | 5.5         | 93    | 10.5 | 178   | 13.2 | 178   | 13.9 | 167   | 10.4  | 616   | 5.8         | 90    | 9.2  | 169   | 12.8 | 163   | 13.2 | 138 | 9.8   | 560   | 4.5         | 81    | 8.8  | 149   | 12.1 | 157   | 12.0 | 120 | 8.8   | 507   |
|  | 2        | 2.2         | 37    | 5.3  | 90    | 11.0 | 148   | 13.4 | 160   | 7.3   | 435   | 1.7         | 27    | 3.7  | 69    | 9.3  | 119   | 10.2 | 107 | 5.6   | 322   | 1.8         | 33    | 3.8  | 65    | 8.2  | 106   | 10.4 | 104 | 5.3   | 308   |
|  | 3        | 0.5         | 9     | 2.1  | 36    | 6.4  | 86    | 6.3  | 75    | 3.5   | 206   | 0.6         | 10    | 1.6  | 30    | 5.3  | 68    | 7.1  | 74  | 3.2   | 182   | 0.4         | 8     | 2.2  | 37    | 3.2  | 41    | 6.4  | 64  | 2.6   | 150   |
|  | 4        | 0.9         | 15    | 3.7  | 62    | 13.4 | 181   | 18.4 | 220   | 8.1   | 478   | 0.6         | 10    | 2.0  | 36    | 8.3  | 106   | 15.7 | 165 | 5.5   | 317   | 1.4         | 25    | 1.8  | 30    | 6.3  | 81    | 12.6 | 126 | 4.5   | 262   |
| Think of up to four of your best friends (the friends you feel closest to). In the past 12 months, how many of your best friends have: |          |             |       |      |       |      |       |      |       |       |       |             |       |      |       |      |       |      |     |       |       |             |       |      |       |      |       |      |     |       |       |
| Smoked cigarettes?   | None     | 95.9        | 1,626 | 91.0 | 1,540 | 86.1 | 1,164 | 80.9 | 973   | 89.2  | 5,303 | 96.4        | 1,494 | 92.9 | 1,712 | 87.7 | 1,119 | 84.0 | 884 | 91.1  | 5,209 | 96.1        | 1,718 | 92.0 | 1,560 | 88.5 | 1,147 | 86.8 | 871 | 91.6  | 5,296 |
|  | 1        | 2.8         | 47    | 5.0  | 85    | 7.7  | 104   | 10.0 | 120   | 6.0   | 356   | 2.4         | 37    | 4.2  | 78    | 6.7  | 85    | 8.4  | 88  | 5.0   | 288   | 2.5         | 44    | 4.4  | 75    | 6.9  | 89    | 5.9  | 59  | 4.6   | 267   |
|  | 2        | 0.8         | 13    | 2.3  | 39    | 3.0  | 40    | 4.0  | 48    | 2.4   | 140   | 0.8         | 13    | 1.7  | 31    | 3.1  | 40    | 4.2  | 44  | 2.2   | 128   | 0.8         | 15    | 1.8  | 31    | 2.7  | 35    | 3.8  | 38  | 2.1   | 119   |
|  | 3        | 0.3         | 5     | 0.7  | 12    | 1.6  | 22    | 2.2  | 26    | 1.1   | 65    | 0.3         | 4     | 0.7  | 12    | 0.9  | 11    | 1.0  | 11  | 0.7   | 38    | 0.2         | 3     | 0.7  | 12    | 0.6  | 8     | 1.8  | 18  | 0.7   | 41    |
|  | 4        | 0.2         | 4     | 1.0  | 17    | 1.6  | 22    | 2.9  | 35    | 1.3   | 78    | 0.1         | 2     | 0.5  | 9     | 1.6  | 21    | 2.4  | 25  | 1.0   | 57    | 0.4         | 8     | 1.1  | 18    | 1.3  | 17    | 1.8  | 18  | 1.1   | 61    |
| Think of up to four of your best friends (the friends you feel closest to). In the past 12 months, how many of your best friends have: |          |             |       |      |       |      |       |      |       |       |       |             |       |      |       |      |       |      |     |       |       |             |       |      |       |      |       |      |     |       |       |
| Used LSD, cocaine or crack, amphetamines or another illegal drug?  | None     | 98.5        | 1,672 | 96.8 | 1,639 | 92.8 | 1,254 | 89.0 | 1,069 | 94.8  | 5,634 | 98.7        | 1,524 | 98.4 | 1,817 | 94.0 | 1,198 | 93.5 | 980 | 96.6  | 5,519 | 98.4        | 1,759 | 96.7 | 1,637 | 96.4 | 1,246 | 93.9 | 940 | 96.7  | 5,582 |
|  | 1        | 0.8         | 14    | 1.9  | 32    | 4.7  | 63    | 6.3  | 76    | 3.1   | 185   | 0.6         | 10    | 0.9  | 17    | 3.3  | 42    | 3.3  | 35  | 1.8   | 104   | 1.0         | 18    | 2.0  | 33    | 2.2  | 28    | 3.5  | 35  | 2.0   | 114   |
|  | 2        | 0.2         | 3     | 0.8  | 13    | 1.3  | 17    | 1.9  | 23    | 0.9   | 56    | 0.3         | 4     | 0.3  | 6     | 1.4  | 18    | 1.6  | 17  | 0.8   | 45    | 0.3         | 6     | 0.6  | 10    | 0.7  | 9     | 1.1  | 11  | 0.6   | 36    |
|  | 3        | 0.1         | 2     | 0.2  | 4     | 0.8  | 11    | 1.1  | 13    | 0.5   | 30    | 0.1         | 2     | 0.2  | 3     | 0.4  | 5     | 0.7  | 7   | 0.3   | 17    | 0.1         | 1     | 0.1  | 2     | 0.4  | 5     | 0.8  | 8   | 0.3   | 16    |
|  | 4        | 0.4         | 6     | 0.4  | 6     | 0.5  | 7     | 1.7  | 20    | 0.7   | 39    | 0.3         | 4     | 0.2  | 4     | 0.9  | 11    | 0.9  | 9   | 0.5   | 28    | 0.2         | 4     | 0.6  | 10    | 0.4  | 5     | 0.7  | 7   | 0.5   | 26    |

\*The Pennsylvania Youth Survey (PAYS) was significantly revised from 2021 to 2023. Trend data are reported in this report when the data are comparable. When cells include an "n/a" notation, it means the question was either not asked in a previous administration or the question was revised in a way that the 2023 data are not directly comparable. Please note that any question with an \* at the end designates a question and/or response option that was part of this 2023 survey revision. Please see Appendix B of your Profile Report for a description of changes

### Peer-Individual Risk Factor: Friends' Use of Drugs (continued)

| Question   | Response | County 2019 |       |      |       |      |     |      |     |       |       | County 2021 |       |      |       |      |     |      |     |       |       | County 2023 |       |      |       |      |     |      |     |       |       |
|--|----------|-------------|-------|------|-------|------|-----|------|-----|-------|-------|-------------|-------|------|-------|------|-----|------|-----|-------|-------|-------------|-------|------|-------|------|-----|------|-----|-------|-------|
|  |          | 6th         |       | 8th  |       | 10th |     | 12th |     | Total |       | 6th         |       | 8th  |       | 10th |     | 12th |     | Total |       | 6th         |       | 8th  |       | 10th |     | 12th |     | Total |       |
|  |          | %           | n     | %    | n     | %    | n   | %    | n   | %     | n     | %           | n     | %    | n     | %    | n   | %    | n   | %     | n     | %           | n     | %    | n     | %    | n   | %    | n   | %     | n     |
| Think of up to four of your best friends (the friends you feel closest to). In the past 12 months, how many of your best friends have: |          |             |       |      |       |      |     |      |     |       |       |             |       |      |       |      |     |      |     |       |       |             |       |      |       |      |     |      |     |       |       |
| Used marijuana?  | None     | 97.0        | 1,640 | 83.4 | 1,409 | 62.4 | 841 | 50.9 | 611 | 75.9  | 4,501 | 96.8        | 1,499 | 88.0 | 1,619 | 71.8 | 915 | 56.8 | 598 | 81.0  | 4,631 | 97.1        | 1,735 | 87.4 | 1,477 | 77.3 | 997 | 61.9 | 618 | 83.7  | 4,827 |
|  | 1        | 1.5         | 26    | 6.8  | 115   | 11.9 | 160 | 11.1 | 133 | 7.3   | 434   | 2.1         | 32    | 5.4  | 99    | 10.2 | 130 | 11.9 | 125 | 6.8   | 386   | 1.8         | 32    | 5.8  | 98    | 9.3  | 120 | 10.3 | 103 | 6.1   | 353   |
|  | 2        | 0.5         | 8     | 3.3  | 55    | 9.9  | 134 | 10.8 | 130 | 5.5   | 327   | 0.4         | 6     | 3.3  | 61    | 6.8  | 86  | 11.9 | 125 | 4.9   | 278   | 0.6         | 10    | 2.6  | 44    | 4.7  | 60  | 9.3  | 93  | 3.6   | 207   |
|  | 3        | 0.2         | 4     | 2.2  | 37    | 4.3  | 58  | 6.6  | 79  | 3.0   | 178   | 0.2         | 3     | 0.8  | 14    | 3.9  | 50  | 5.8  | 61  | 2.2   | 128   | 0.1         | 1     | 1.4  | 24    | 3.5  | 45  | 6.6  | 66  | 2.4   | 136   |
|  | 4        | 0.7         | 12    | 4.4  | 74    | 11.5 | 155 | 20.6 | 248 | 8.2   | 489   | 0.5         | 8     | 2.6  | 47    | 7.3  | 93  | 13.6 | 143 | 5.1   | 291   | 0.4         | 8     | 2.8  | 47    | 5.3  | 68  | 11.9 | 119 | 4.2   | 242   |

### Peer-Individual Protective Factor: Belief in the Moral Order

| Question   | Response | County 2019 |       |      |       |      |     |      |     |       |       | County 2021 |       |      |       |      |     |      |     |       |       | County 2023 |       |      |     |      |     |      |     |       |       |
|--|----------|-------------|-------|------|-------|------|-----|------|-----|-------|-------|-------------|-------|------|-------|------|-----|------|-----|-------|-------|-------------|-------|------|-----|------|-----|------|-----|-------|-------|
|  |          | 6th         |       | 8th  |       | 10th |     | 12th |     | Total |       | 6th         |       | 8th  |       | 10th |     | 12th |     | Total |       | 6th         |       | 8th  |     | 10th |     | 12th |     | Total |       |
|  |          | %           | n     | %    | n     | %    | n   | %    | n   | %     | n     | %           | n     | %    | n     | %    | n   | %    | n   | %     | n     | %           | n     | %    | n   | %    | n   | %    | n   | %     | n     |
| I think it is okay to take something without asking as long as you get away with it.                       | NO!      | 78.4        | 1,354 | 64.8 | 1,105 | 59.4 | 798 | 65.6 | 782 | 67.7  | 4,039 | 76.2        | 1,191 | 62.2 | 1,143 | 57.6 | 739 | 63.0 | 659 | 65.2  | 3,732 | 68.1        | 1,215 | 57.8 | 982 | 55.6 | 716 | 55.9 | 560 | 60.2  | 3,473 |
|  | no       | 18.4        | 318   | 29.3 | 500   | 35.5 | 477 | 30.0 | 358 | 27.7  | 1,653 | 20.7        | 323   | 33.5 | 616   | 35.3 | 453 | 31.8 | 333 | 30.1  | 1,725 | 27.8        | 495   | 35.2 | 599 | 38.8 | 500 | 37.1 | 372 | 34.1  | 1,966 |
|  | yes      | 2.4         | 42    | 4.6  | 79    | 4.1  | 55  | 3.4  | 40  | 3.6   | 216   | 2.2         | 34    | 3.4  | 63    | 5.9  | 76  | 4.6  | 48  | 3.9   | 221   | 3.1         | 56    | 5.5  | 93  | 4.4  | 57  | 5.6  | 56  | 4.5   | 262   |
|  | YES!     | 0.8         | 13    | 1.2  | 21    | 1.0  | 14  | 1.0  | 12  | 1.0   | 60    | 0.9         | 14    | 0.8  | 15    | 1.2  | 15  | 0.6  | 6   | 0.9   | 50    | 1.0         | 17    | 1.5  | 26  | 1.2  | 15  | 1.4  | 14  | 1.2   | 72    |
| It is alright to beat people up if they start the fight.   | NO!      | 51.7        | 885   | 34.3 | 581   | 30.5 | 408 | 34.9 | 416 | 38.6  | 2,290 | 51.9        | 807   | 33.8 | 621   | 31.0 | 398 | 34.7 | 362 | 38.3  | 2,188 | 43.4        | 777   | 31.3 | 534 | 33.8 | 436 | 33.1 | 333 | 35.9  | 2,080 |
|  | no       | 20.7        | 354   | 20.4 | 346   | 22.6 | 302 | 19.3 | 230 | 20.7  | 1,232 | 21.6        | 336   | 23.4 | 430   | 21.6 | 277 | 19.8 | 207 | 21.9  | 1,250 | 25.3        | 454   | 24.6 | 420 | 24.2 | 312 | 21.2 | 213 | 24.2  | 1,399 |
|  | yes      | 17.5        | 299   | 25.1 | 425   | 27.2 | 364 | 25.3 | 302 | 23.4  | 1,390 | 16.5        | 257   | 27.2 | 500   | 28.7 | 368 | 27.3 | 285 | 24.7  | 1,410 | 20.3        | 363   | 27.9 | 475 | 27.1 | 349 | 29.5 | 296 | 25.6  | 1,483 |
|  | YES!     | 10.1        | 173   | 20.3 | 344   | 19.8 | 265 | 20.5 | 244 | 17.3  | 1,026 | 10.0        | 156   | 15.6 | 286   | 18.6 | 239 | 18.2 | 190 | 15.2  | 871   | 11.0        | 197   | 16.1 | 275 | 15.0 | 193 | 16.2 | 163 | 14.3  | 828   |
| I think sometimes it's okay to cheat at school.  | NO!      | 72.3        | 1,244 | 49.8 | 848   | 37.0 | 501 | 36.4 | 438 | 50.7  | 3,031 | 67.0        | 1,043 | 46.9 | 863   | 35.8 | 457 | 34.5 | 360 | 47.6  | 2,723 | 60.5        | 1,080 | 43.2 | 730 | 36.6 | 472 | 34.9 | 349 | 45.6  | 2,631 |
|  | no       | 22.6        | 388   | 33.4 | 568   | 36.2 | 490 | 32.5 | 391 | 30.7  | 1,837 | 26.2        | 408   | 36.6 | 673   | 32.2 | 411 | 30.7 | 321 | 31.7  | 1,813 | 31.4        | 561   | 36.8 | 621 | 35.3 | 456 | 30.9 | 309 | 33.8  | 1,947 |
|  | yes      | 4.1         | 70    | 14.8 | 252   | 22.7 | 308 | 24.0 | 288 | 15.4  | 918   | 6.0         | 93    | 14.2 | 262   | 25.3 | 323 | 27.5 | 287 | 16.9  | 965   | 7.4         | 132   | 17.5 | 296 | 23.5 | 303 | 27.7 | 277 | 17.5  | 1,008 |
|  | YES!     | 1.0         | 18    | 2.0  | 34    | 4.1  | 56  | 7.1  | 85  | 3.2   | 193   | 0.8         | 13    | 2.2  | 41    | 6.6  | 84  | 7.3  | 76  | 3.7   | 214   | 0.7         | 13    | 2.5  | 42  | 4.6  | 60  | 6.5  | 65  | 3.1   | 180   |
| It is important to be honest with your parents/caregivers, even if they become upset or you get punished.* | NO!      | 13.6        | 234   | 13.2 | 224   | 11.0 | 149 | 12.5 | 150 | 12.7  | 757   | 18.1        | 280   | 15.2 | 278   | 16.1 | 205 | 13.9 | 145 | 15.9  | 908   | 16.0        | 282   | 13.9 | 234 | 13.6 | 175 | 15.1 | 151 | 14.7  | 842   |
|  | no       | 4.9         | 84    | 10.5 | 177   | 12.3 | 167 | 10.8 | 130 | 9.4   | 558   | 6.7         | 104   | 11.9 | 217   | 14.7 | 187 | 15.9 | 166 | 11.8  | 674   | 6.5         | 114   | 10.8 | 183 | 12.5 | 161 | 13.3 | 133 | 10.3  | 591   |
|  | yes      | 25.7        | 441   | 35.4 | 599   | 45.1 | 610 | 44.2 | 531 | 36.6  | 2,181 | 30.0        | 464   | 38.4 | 701   | 42.6 | 542 | 41.9 | 438 | 37.7  | 2,145 | 33.1        | 584   | 40.0 | 676 | 43.1 | 554 | 42.2 | 421 | 38.9  | 2,235 |
|  | YES!     | 55.8        | 957   | 40.9 | 691   | 31.6 | 428 | 32.5 | 390 | 41.4  | 2,466 | 45.3        | 701   | 34.5 | 631   | 26.6 | 339 | 28.4 | 297 | 34.6  | 1,968 | 44.5        | 787   | 35.3 | 596 | 30.8 | 396 | 29.3 | 292 | 36.1  | 2,071 |

\*The Pennsylvania Youth Survey (PAYS) was significantly revised from 2021 to 2023. Trend data are reported in this report when the data are comparable. When cells include an "n/a" notation, it means the question was either not asked in a previous administration or the question was revised in a way that the 2023 data are not directly comparable. Please note that any question with an \* at the end designates a question and/or response option that was part of this 2023 survey revision. Please see Appendix B of your Profile Report for a description of changes

| Peer-Individual Protective Factor: Religiosity            |                     |             |     |      |     |      |     |      |     |       |       |             |     |      |     |      |     |      |     |       |       |             |     |      |     |      |     |      |     |       |       |
|---|---------------------|-------------|-----|------|-----|------|-----|------|-----|-------|-------|-------------|-----|------|-----|------|-----|------|-----|-------|-------|-------------|-----|------|-----|------|-----|------|-----|-------|-------|
| Question  | Response            | County 2019 |     |      |     |      |     |      |     |       |       | County 2021 |     |      |     |      |     |      |     |       |       | County 2023 |     |      |     |      |     |      |     |       |       |
|   |                     | 6th         |     | 8th  |     | 10th |     | 12th |     | Total |       | 6th         |     | 8th  |     | 10th |     | 12th |     | Total |       | 6th         |     | 8th  |     | 10th |     | 12th |     | Total |       |
|   |                     | %           | n   | %    | n   | %    | n   | %    | n   | %     | n     | %           | n   | %    | n   | %    | n   | %    | n   | %     | n     | %           | n   | %    | n   | %    | n   | %    | n   | %     | n     |
| How often do you attend religious services or activities? | Never               | 32.7        | 576 | 28.2 | 490 | 33.4 | 455 | 34.8 | 425 | 32.0  | 1,946 | 36.0        | 581 | 33.6 | 633 | 36.6 | 474 | 39.3 | 421 | 36.0  | 2,109 | 31.0        | 571 | 31.9 | 557 | 36.2 | 475 | 45.5 | 470 | 35.0  | 2,073 |
|   | Rarely              | 27.2        | 479 | 30.1 | 523 | 29.8 | 406 | 29.8 | 364 | 29.1  | 1,772 | 29.5        | 476 | 31.5 | 594 | 33.2 | 430 | 31.6 | 339 | 31.4  | 1,839 | 29.7        | 546 | 30.3 | 528 | 28.4 | 372 | 27.8 | 287 | 29.2  | 1,733 |
|   | 1-2 times a month   | 15.2        | 268 | 13.8 | 239 | 14.4 | 196 | 14.3 | 175 | 14.4  | 878   | 13.1        | 211 | 12.5 | 236 | 12.2 | 158 | 12.7 | 136 | 12.6  | 741   | 15.2        | 280 | 14.7 | 257 | 15.6 | 205 | 11.7 | 121 | 14.6  | 863   |
|   | Once a week or more | 24.9        | 439 | 27.8 | 483 | 22.5 | 307 | 21.0 | 256 | 24.4  | 1,485 | 21.4        | 346 | 22.3 | 421 | 18.0 | 233 | 16.4 | 176 | 20.1  | 1,176 | 24.0        | 442 | 23.1 | 402 | 19.8 | 260 | 15.0 | 155 | 21.2  | 1,259 |

| Substance Use: Willingness to Use  |  |             |       |      |       |      |     |      |     |       |       |             |       |      |       |      |     |      |     |       |       |             |       |      |       |      |     |      |     |       |       |
|--|--|-------------|-------|------|-------|------|-----|------|-----|-------|-------|-------------|-------|------|-------|------|-----|------|-----|-------|-------|-------------|-------|------|-------|------|-----|------|-----|-------|-------|
| Question   | Response                                   | County 2019 |       |      |       |      |     |      |     |       |       | County 2021 |       |      |       |      |     |      |     |       |       | County 2023 |       |      |       |      |     |      |     |       |       |
|  |  | 6th         |       | 8th  |       | 10th |     | 12th |     | Total |       | 6th         |       | 8th  |       | 10th |     | 12th |     | Total |       | 6th         |       | 8th  |       | 10th |     | 12th |     | Total |       |
|  |  | %           | n     | %    | n     | %    | n   | %    | n   | %     | n     | %           | n     | %    | n     | %    | n   | %    | n   | %     | n     | %           | n     | %    | n     | %    | n   | %    | n   | %     | n     |
| How willing are you to try ALCOHOL (beer, wine, coolers, hard liquor such as vodka, whiskey, gin, or rum) before you are 21? This is not a question about current or past use. | I would never try it                       | 71.2        | 1,545 | 50.0 | 973   | 34.1 | 503 | 28.6 | 372 | 49.2  | 3,393 | 68.2        | 1,427 | 51.8 | 1,129 | 37.7 | 540 | 28.2 | 329 | 49.9  | 3,425 | 68.7        | 1,509 | 57.7 | 1,196 | 47.6 | 695 | 39.4 | 468 | 55.9  | 3,868 |
|  | I probably wouldn't try it                 | 13.3        | 288   | 17.7 | 345   | 14.3 | 211 | 11.9 | 155 | 14.5  | 999   | 15.2        | 317   | 20.0 | 435   | 17.7 | 254 | 13.8 | 161 | 17.0  | 1,167 | 16.7        | 366   | 18.3 | 380   | 19.4 | 283 | 14.9 | 177 | 17.4  | 1,206 |
|  | I'm not sure whether or not I would try it | 10.9        | 237   | 18.1 | 353   | 18.8 | 277 | 16.6 | 216 | 15.7  | 1,083 | 11.3        | 237   | 16.9 | 368   | 18.4 | 264 | 18.1 | 211 | 15.7  | 1,080 | 10.6        | 233   | 15.2 | 314   | 17.8 | 260 | 19.9 | 236 | 15.1  | 1,043 |
|  | I would like to try it                     | 3.5         | 77    | 10.7 | 209   | 23.4 | 344 | 28.8 | 375 | 14.6  | 1,005 | 4.0         | 84    | 8.7  | 190   | 18.5 | 265 | 27.0 | 314 | 12.4  | 853   | 3.4         | 74    | 6.4  | 132   | 11.9 | 174 | 19.5 | 231 | 8.8   | 611   |
|  | I would try it any chance I got            | 1.1         | 24    | 3.4  | 66    | 9.4  | 138 | 14.1 | 184 | 6.0   | 412   | 1.2         | 26    | 2.6  | 57    | 7.7  | 110 | 12.9 | 150 | 5.0   | 343   | 0.7         | 16    | 2.4  | 49    | 3.2  | 47  | 6.3  | 75  | 2.7   | 187   |
| How willing are you to try MARIJUANA (pot, hash, cannabis, weed, THC) before you are 21? This is not a question about current or past use.*                                    | I would never try it                       | 90.2        | 1,948 | 71.9 | 1,394 | 51.4 | 756 | 42.5 | 554 | 67.7  | 4,652 | 87.7        | 1,818 | 73.7 | 1,603 | 58.9 | 840 | 45.4 | 529 | 70.0  | 4,790 | 89.1        | 1,928 | 78.4 | 1,615 | 68.5 | 995 | 54.8 | 649 | 75.6  | 5,187 |
|  | I probably wouldn't try it                 | 4.7         | 101   | 8.9  | 173   | 11.8 | 174 | 12.6 | 165 | 8.9   | 613   | 6.6         | 137   | 10.5 | 228   | 12.8 | 182 | 14.2 | 165 | 10.4  | 712   | 6.8         | 148   | 9.8  | 201   | 11.8 | 171 | 13.1 | 155 | 9.8   | 675   |
|  | I'm not sure whether or not I would try it | 2.6         | 57    | 9.0  | 174   | 14.1 | 207 | 11.6 | 152 | 8.6   | 590   | 3.6         | 75    | 7.4  | 162   | 11.9 | 170 | 14.2 | 166 | 8.4   | 573   | 2.8         | 61    | 6.6  | 135   | 9.8  | 143 | 13.4 | 159 | 7.3   | 498   |
|  | I would like to try it                     | 1.8         | 38    | 6.3  | 122   | 12.8 | 188 | 17.2 | 224 | 8.3   | 572   | 1.2         | 25    | 5.2  | 113   | 8.8  | 125 | 15.2 | 177 | 6.4   | 440   | 0.7         | 15    | 3.0  | 61    | 6.1  | 89  | 11.5 | 136 | 4.4   | 301   |
|  | I would try it any chance I got            | 0.7         | 16    | 3.9  | 75    | 10.0 | 147 | 16.1 | 210 | 6.5   | 448   | 0.9         | 18    | 3.2  | 69    | 7.7  | 110 | 11.0 | 128 | 4.8   | 325   | 0.6         | 13    | 2.3  | 48    | 3.8  | 55  | 7.3  | 86  | 2.9   | 202   |

\*The Pennsylvania Youth Survey (PAYS) was significantly revised from 2021 to 2023. Trend data are reported in this report when the data are comparable. When cells include an "n/a" notation, it means the question was either not asked in a previous administration or the question was revised in a way that the 2023 data are not directly comparable. Please note that any question with an \* at the end designates a question and/or response option that was part of this 2023 survey revision. Please see Appendix B of your Profile Report for a description of changes

## Substance Use: High Prevalence/Early Initiation Drugs

| Question   | Response                         | County 2019 |     |     |     |      |     |      |     |       |     | County 2021 |     |     |     |      |     |      |     |       |     | County 2023 |      |       |       |       |       |       |       |       |      |       |       |
|--|----------------------------------|-------------|-----|-----|-----|------|-----|------|-----|-------|-----|-------------|-----|-----|-----|------|-----|------|-----|-------|-----|-------------|------|-------|-------|-------|-------|-------|-------|-------|------|-------|-------|
|  |                                  | 6th         |     | 8th |     | 10th |     | 12th |     | Total |     | 6th         |     | 8th |     | 10th |     | 12th |     | Total |     | 6th         |      | 8th   |       | 10th  |       | 12th  |       | Total |      |       |       |
|  |                                  | %           | n   | %   | n   | %    | n   | %    | n   | %     | n   | %           | n   | %   | n   | %    | n   | %    | n   | %     | n   | %           | n    | %     | n     | %     | n     | %     | n     | %     | n    |       |       |
| Have you ever:   |                                  |             |     |     |     |      |     |      |     |       |     |             |     |     |     |      |     |      |     |       |     |             |      |       |       |       |       |       |       |       |      |       |       |
| Had beer, wine, or hard liquor?*   | Never                            | n/a         | n/a | n/a | n/a | n/a  | n/a | n/a  | n/a | n/a   | n/a | n/a         | n/a | n/a | n/a | n/a  | n/a | n/a  | n/a | n/a   | n/a | n/a         | n/a  | 87.0  | 1,956 | 79.9  | 1,693 | 70.2  | 1,042 | 53.4  | 648  | 75.6  | 5,339 |
|  | Once or twice                    | n/a         | n/a | n/a | n/a | n/a  | n/a | n/a  | n/a | n/a   | n/a | n/a         | n/a | n/a | n/a | n/a  | n/a | n/a  | n/a | n/a   | n/a | n/a         | 11.4 | 256   | 16.0  | 338   | 19.9  | 296   | 22.7  | 275   | 16.5 | 1,165 |       |
|  | Once in awhile but not regularly | n/a         | n/a | n/a | n/a | n/a  | n/a | n/a  | n/a | n/a   | n/a | n/a         | n/a | n/a | n/a | n/a  | n/a | n/a  | n/a | n/a   | n/a | n/a         | 1.2  | 26    | 3.7   | 78    | 8.2   | 122   | 19.1  | 232   | 6.5  | 458   |       |
|  | Regularly in the past            | n/a         | n/a | n/a | n/a | n/a  | n/a | n/a  | n/a | n/a   | n/a | n/a         | n/a | n/a | n/a | n/a  | n/a | n/a  | n/a | n/a   | n/a | n/a         | 0.4  | 9     | 0.4   | 8     | 1.3   | 20    | 2.6   | 32    | 1.0  | 69    |       |
|  | Regularly now                    | n/a         | n/a | n/a | n/a | n/a  | n/a | n/a  | n/a | n/a   | n/a | n/a         | n/a | n/a | n/a | n/a  | n/a | n/a  | n/a | n/a   | n/a | n/a         | 0.0  | 1     | 0.1   | 2     | 0.3   | 5     | 2.2   | 27    | 0.5  | 35    |       |
| How often have you, in the past 30 days:   |                                  |             |     |     |     |      |     |      |     |       |     |             |     |     |     |      |     |      |     |       |     |             |      |       |       |       |       |       |       |       |      |       |       |
| Had beer, wine, or hard liquor?*   | Never                            | n/a         | n/a | n/a | n/a | n/a  | n/a | n/a  | n/a | n/a   | n/a | n/a         | n/a | n/a | n/a | n/a  | n/a | n/a  | n/a | n/a   | n/a | n/a         | 96.4 | 2,161 | 94.0  | 1,991 | 90.8  | 1,345 | 80.4  | 976   | 91.8 | 6,473 |       |
|  | Once or twice                    | n/a         | n/a | n/a | n/a | n/a  | n/a | n/a  | n/a | n/a   | n/a | n/a         | n/a | n/a | n/a | n/a  | n/a | n/a  | n/a | n/a   | n/a | n/a         | 3.4  | 77    | 5.1   | 108   | 7.9   | 117   | 16.6  | 202   | 7.1  | 504   |       |
|  | Once or twice per week           | n/a         | n/a | n/a | n/a | n/a  | n/a | n/a  | n/a | n/a   | n/a | n/a         | n/a | n/a | n/a | n/a  | n/a | n/a  | n/a | n/a   | n/a | n/a         | 0.2  | 4     | 0.6   | 12    | 1.2   | 18    | 2.6   | 31    | 0.9  | 65    |       |
|  | About once a day                 | n/a         | n/a | n/a | n/a | n/a  | n/a | n/a  | n/a | n/a   | n/a | n/a         | n/a | n/a | n/a | n/a  | n/a | n/a  | n/a | n/a   | n/a | n/a         | 0.0  | 0     | 0.2   | 5     | 0.1   | 1     | 0.2   | 3     | 0.1  | 9     |       |
|  | More than once a day             | n/a         | n/a | n/a | n/a | n/a  | n/a | n/a  | n/a | n/a   | n/a | n/a         | n/a | n/a | n/a | n/a  | n/a | n/a  | n/a | n/a   | n/a | n/a         | 0.0  | 0     | 0.0   | 1     | 0.1   | 1     | 0.2   | 2     | 0.1  | 4     |       |
| Have you ever:   |                                  |             |     |     |     |      |     |      |     |       |     |             |     |     |     |      |     |      |     |       |     |             |      |       |       |       |       |       |       |       |      |       |       |
| Used marijuana (pot, hash, cannabis, weed, THC)?*  | Never                            | n/a         | n/a | n/a | n/a | n/a  | n/a | n/a  | n/a | n/a   | n/a | n/a         | n/a | n/a | n/a | n/a  | n/a | n/a  | n/a | n/a   | n/a | n/a         | 97.9 | 2,173 | 92.6  | 1,948 | 88.5  | 1,314 | 73.1  | 890   | 90.0 | 6,325 |       |
|  | Once or twice                    | n/a         | n/a | n/a | n/a | n/a  | n/a | n/a  | n/a | n/a   | n/a | n/a         | n/a | n/a | n/a | n/a  | n/a | n/a  | n/a | n/a   | n/a | n/a         | 1.5  | 34    | 3.6   | 76    | 4.0   | 59    | 9.4   | 114   | 4.0  | 283   |       |
|  | Once in awhile but not regularly | n/a         | n/a | n/a | n/a | n/a  | n/a | n/a  | n/a | n/a   | n/a | n/a         | n/a | n/a | n/a | n/a  | n/a | n/a  | n/a | n/a   | n/a | n/a         | 0.2  | 4     | 1.6   | 33    | 3.8   | 56    | 7.1   | 86    | 2.5  | 179   |       |
|  | Regularly in the past            | n/a         | n/a | n/a | n/a | n/a  | n/a | n/a  | n/a | n/a   | n/a | n/a         | n/a | n/a | n/a | n/a  | n/a | n/a  | n/a | n/a   | n/a | n/a         | 0.4  | 8     | 1.0   | 21    | 1.7   | 25    | 2.7   | 33    | 1.2  | 87    |       |
|  | Regularly now                    | n/a         | n/a | n/a | n/a | n/a  | n/a | n/a  | n/a | n/a   | n/a | n/a         | n/a | n/a | n/a | n/a  | n/a | n/a  | n/a | n/a   | n/a | n/a         | 0.0  | 1     | 1.2   | 26    | 2.1   | 31    | 7.8   | 95    | 2.2  | 153   |       |
| How often have you, in the past 30 days:   |                                  |             |     |     |     |      |     |      |     |       |     |             |     |     |     |      |     |      |     |       |     |             |      |       |       |       |       |       |       |       |      |       |       |
| Used marijuana (pot, hash, cannabis, weed, THC)?*  | Never                            | n/a         | n/a | n/a | n/a | n/a  | n/a | n/a  | n/a | n/a   | n/a | n/a         | n/a | n/a | n/a | n/a  | n/a | n/a  | n/a | n/a   | n/a | n/a         | 99.3 | 2,214 | 96.7  | 2,038 | 93.9  | 1,392 | 85.3  | 1,035 | 95.0 | 6,679 |       |
|  | Once or twice                    | n/a         | n/a | n/a | n/a | n/a  | n/a | n/a  | n/a | n/a   | n/a | n/a         | n/a | n/a | n/a | n/a  | n/a | n/a  | n/a | n/a   | n/a | n/a         | 0.6  | 13    | 1.5   | 31    | 3.0   | 44    | 6.3   | 77    | 2.3  | 165   |       |
|  | Once or twice per week           | n/a         | n/a | n/a | n/a | n/a  | n/a | n/a  | n/a | n/a   | n/a | n/a         | n/a | n/a | n/a | n/a  | n/a | n/a  | n/a | n/a   | n/a | n/a         | 0.0  | 1     | 0.9   | 20    | 1.5   | 22    | 2.5   | 30    | 1.0  | 73    |       |
|  | About once a day                 | n/a         | n/a | n/a | n/a | n/a  | n/a | n/a  | n/a | n/a   | n/a | n/a         | n/a | n/a | n/a | n/a  | n/a | n/a  | n/a | n/a   | n/a | n/a         | 0.0  | 1     | 0.4   | 8     | 0.6   | 9     | 2.0   | 24    | 0.6  | 42    |       |
|  | More than once a day             | n/a         | n/a | n/a | n/a | n/a  | n/a | n/a  | n/a | n/a   | n/a | n/a         | n/a | n/a | n/a | n/a  | n/a | n/a  | n/a | n/a   | n/a | n/a         | 0.0  | 0     | 0.5   | 10    | 1.0   | 15    | 4.0   | 48    | 1.0  | 73    |       |
| Have you ever:   |                                  |             |     |     |     |      |     |      |     |       |     |             |     |     |     |      |     |      |     |       |     |             |      |       |       |       |       |       |       |       |      |       |       |
| Sniffed glue, breathed the contents of an aerosol spray can, or inhaled other gases or sprays in order to get high?* | Never                            | n/a         | n/a | n/a | n/a | n/a  | n/a | n/a  | n/a | n/a   | n/a | n/a         | n/a | n/a | n/a | n/a  | n/a | n/a  | n/a | n/a   | n/a | n/a         | 94.9 | 2,110 | 94.0  | 1,981 | 96.8  | 1,436 | 96.9  | 1,176 | 95.4 | 6,703 |       |
|  | Once or twice                    | n/a         | n/a | n/a | n/a | n/a  | n/a | n/a  | n/a | n/a   | n/a | n/a         | n/a | n/a | n/a | n/a  | n/a | n/a  | n/a | n/a   | n/a | n/a         | 3.7  | 82    | 4.1   | 87    | 2.2   | 33    | 2.7   | 33    | 3.3  | 235   |       |
|  | Once in awhile but not regularly | n/a         | n/a | n/a | n/a | n/a  | n/a | n/a  | n/a | n/a   | n/a | n/a         | n/a | n/a | n/a | n/a  | n/a | n/a  | n/a | n/a   | n/a | n/a         | 0.7  | 16    | 1.4   | 30    | 0.7   | 10    | 0.2   | 2     | 0.8  | 58    |       |
|  | Regularly in the past            | n/a         | n/a | n/a | n/a | n/a  | n/a | n/a  | n/a | n/a   | n/a | n/a         | n/a | n/a | n/a | n/a  | n/a | n/a  | n/a | n/a   | n/a | n/a         | 0.4  | 10    | 0.3   | 7     | 0.2   | 3     | 0.1   | 1     | 0.3  | 21    |       |
|  | Regularly now                    | n/a         | n/a | n/a | n/a | n/a  | n/a | n/a  | n/a | n/a   | n/a | n/a         | n/a | n/a | n/a | n/a  | n/a | n/a  | n/a | n/a   | n/a | n/a         | 0.2  | 5     | 0.1   | 2     | 0.1   | 1     | 0.1   | 1     | 0.1  | 9     |       |

\*The Pennsylvania Youth Survey (PAYS) was significantly revised from 2021 to 2023. Trend data are reported in this report when the data are comparable. When cells include an "n/a" notation, it means the question was either not asked in a previous administration or the question was revised in a way that the 2023 data are not directly comparable. Please note that any question with an \* at the end designates a question and/or response option that was part of this 2023 survey revision. Please see Appendix B of your Profile Report for a description of changes



### Substance Use: High Prevalence/Early Initiation Drugs (continued)

| Question   | Response                         | County 2019 |       |      |       |      |       |      |       |       |       | County 2021 |       |      |       |      |       |      |       |       |       | County 2023 |       |      |       |      |       |      |       |       |       |
|--|----------------------------------|-------------|-------|------|-------|------|-------|------|-------|-------|-------|-------------|-------|------|-------|------|-------|------|-------|-------|-------|-------------|-------|------|-------|------|-------|------|-------|-------|-------|
|  |                                  | 6th         |       | 8th  |       | 10th |       | 12th |       | Total |       | 6th         |       | 8th  |       | 10th |       | 12th |       | Total |       | 6th         |       | 8th  |       | 10th |       | 12th |       | Total |       |
|  |                                  | %           | n     | %    | n     | %    | n     | %    | n     | %     | n     | %           | n     | %    | n     | %    | n     | %    | n     | %     | n     | %           | n     | %    | n     | %    | n     | %    | n     | %     | n     |
| How often have you, in the past 30 days:   |                                  |             |       |      |       |      |       |      |       |       |       |             |       |      |       |      |       |      |       |       |       |             |       |      |       |      |       |      |       |       |       |
| Sniffed glue, breathed the contents of an aerosol spray can, or inhaled other gases or sprays in order to get high?* | Never                            | n/a         | n/a   | n/a  | n/a   | n/a  | n/a   | n/a  | n/a   | n/a   | n/a   | n/a         | n/a   | n/a  | n/a   | n/a  | n/a   | n/a  | n/a   | n/a   | n/a   | n/a         | n/a   | n/a  | n/a   | n/a  | n/a   | n/a  | n/a   | n/a   |       |
|  | Once or twice                    | n/a         | n/a   | n/a  | n/a   | n/a  | n/a   | n/a  | n/a   | n/a   | n/a   | n/a         | n/a   | n/a  | n/a   | n/a  | n/a   | n/a  | n/a   | n/a   | n/a   | n/a         | n/a   | n/a  | n/a   | n/a  | n/a   | n/a  | n/a   | n/a   |       |
|  | Once or twice per week           | n/a         | n/a   | n/a  | n/a   | n/a  | n/a   | n/a  | n/a   | n/a   | n/a   | n/a         | n/a   | n/a  | n/a   | n/a  | n/a   | n/a  | n/a   | n/a   | n/a   | n/a         | n/a   | n/a  | n/a   | n/a  | n/a   | n/a  | n/a   | n/a   |       |
|  | About once a day                 | n/a         | n/a   | n/a  | n/a   | n/a  | n/a   | n/a  | n/a   | n/a   | n/a   | n/a         | n/a   | n/a  | n/a   | n/a  | n/a   | n/a  | n/a   | n/a   | n/a   | n/a         | n/a   | n/a  | n/a   | n/a  | n/a   | n/a  | n/a   | n/a   |       |
|  | More than once a day             | n/a         | n/a   | n/a  | n/a   | n/a  | n/a   | n/a  | n/a   | n/a   | n/a   | n/a         | n/a   | n/a  | n/a   | n/a  | n/a   | n/a  | n/a   | n/a   | n/a   | n/a         | n/a   | n/a  | n/a   | n/a  | n/a   | n/a  | n/a   | n/a   |       |
| Have you ever:   |                                  |             |       |      |       |      |       |      |       |       |       |             |       |      |       |      |       |      |       |       |       |             |       |      |       |      |       |      |       |       |       |
| Smoked cigarettes?*  | Never                            | 96.1        | 2,157 | 93.2 | 1,865 | 89.8 | 1,354 | 81.2 | 1,069 | 91.2  | 6,445 | 97.6        | 2,113 | 94.3 | 2,085 | 92.0 | 1,339 | 86.1 | 1,019 | 93.4  | 6,556 | 98.5        | 2,160 | 96.1 | 2,014 | 94.8 | 1,397 | 90.5 | 1,094 | 95.6  | 6,665 |
|  | Once or twice                    | 3.4         | 77    | 5.2  | 105   | 6.6  | 100   | 11.2 | 148   | 6.1   | 430   | 2.2         | 47    | 4.5  | 100   | 5.9  | 86    | 8.7  | 103   | 4.8   | 336   | 1.0         | 22    | 2.9  | 61    | 3.7  | 54    | 6.6  | 80    | 3.1   | 217   |
|  | Once in awhile but not regularly | 0.4         | 9     | 0.7  | 14    | 1.9  | 28    | 5.0  | 66    | 1.7   | 117   | 0.2         | 4     | 0.8  | 17    | 1.4  | 21    | 3.7  | 44    | 1.2   | 86    | 0.3         | 6     | 0.5  | 10    | 0.8  | 12    | 1.6  | 19    | 0.7   | 47    |
|  | Regularly in the past            | 0.0         | 1     | 0.6  | 12    | 0.8  | 12    | 1.5  | 20    | 0.6   | 45    | 0.0         | 1     | 0.3  | 6     | 0.5  | 8     | 1.0  | 12    | 0.4   | 27    | 0.2         | 5     | 0.3  | 7     | 0.7  | 10    | 1.0  | 12    | 0.5   | 34    |
|  | Regularly now                    | 0.0         | 0     | 0.3  | 6     | 0.9  | 14    | 1.0  | 13    | 0.5   | 33    | 0.0         | 1     | 0.1  | 3     | 0.1  | 2     | 0.4  | 5     | 0.2   | 11    | 0.0         | 0     | 0.1  | 3     | 0.1  | 1     | 0.3  | 4     | 0.1   | 8     |
| How often have you, in the past 30 days:   |                                  |             |       |      |       |      |       |      |       |       |       |             |       |      |       |      |       |      |       |       |       |             |       |      |       |      |       |      |       |       |       |
| Smoked cigarettes?   | Never                            | 99.6        | 2,232 | 98.8 | 1,973 | 96.6 | 1,455 | 93.9 | 1,234 | 97.7  | 6,894 | 99.7        | 2,159 | 99.0 | 2,188 | 98.4 | 1,431 | 96.4 | 1,140 | 98.7  | 6,918 | 99.3        | 2,180 | 98.4 | 2,066 | 98.3 | 1,448 | 97.1 | 1,173 | 98.4  | 6,867 |
|  | Once or twice                    | 0.3         | 7     | 0.7  | 13    | 1.7  | 26    | 3.9  | 51    | 1.4   | 97    | 0.2         | 4     | 0.9  | 19    | 1.0  | 14    | 2.9  | 34    | 1.0   | 71    | 0.7         | 15    | 1.3  | 28    | 1.5  | 22    | 2.4  | 29    | 1.3   | 94    |
|  | Once or twice per week           | 0.1         | 2     | 0.2  | 4     | 0.5  | 8     | 1.1  | 15    | 0.4   | 29    | 0.0         | 1     | 0.0  | 1     | 0.4  | 6     | 0.2  | 2     | 0.1   | 10    | 0.0         | 0     | 0.1  | 2     | 0.1  | 2     | 0.3  | 4     | 0.1   | 8     |
|  | About once a day                 | 0.0         | 0     | 0.1  | 2     | 0.6  | 9     | 0.4  | 5     | 0.2   | 16    | 0.0         | 1     | 0.0  | 1     | 0.0  | 0     | 0.2  | 2     | 0.1   | 4     | 0.0         | 0     | 0.0  | 0     | 0.0  | 0     | 0.0  | 0     | 0.0   | 0     |
|  | More than once a day             | 0.0         | 0     | 0.3  | 5     | 0.5  | 8     | 0.7  | 9     | 0.3   | 22    | 0.0         | 1     | 0.0  | 1     | 0.2  | 3     | 0.3  | 4     | 0.1   | 9     | 0.0         | 1     | 0.1  | 3     | 0.1  | 1     | 0.2  | 2     | 0.1   | 7     |
| Have you ever:   |                                  |             |       |      |       |      |       |      |       |       |       |             |       |      |       |      |       |      |       |       |       |             |       |      |       |      |       |      |       |       |       |
| Used smokeless tobacco (chew, snuff, plug, dipping tobacco, or chewing tobacco)?*                                    | Never                            | 99.4        | 2,218 | 98.7 | 1,968 | 96.0 | 1,445 | 89.8 | 1,185 | 96.7  | 6,816 | 99.1        | 2,134 | 98.5 | 2,177 | 97.6 | 1,417 | 94.6 | 1,117 | 97.8  | 6,845 | 99.2        | 2,202 | 98.5 | 2,079 | 97.2 | 1,437 | 95.5 | 1,159 | 97.9  | 6,877 |
|  | Once or twice                    | 0.5         | 11    | 1.0  | 19    | 2.3  | 34    | 4.9  | 64    | 1.8   | 128   | 0.7         | 16    | 1.0  | 23    | 1.6  | 23    | 3.4  | 40    | 1.5   | 102   | 0.5         | 10    | 1.0  | 22    | 2.0  | 30    | 3.0  | 36    | 1.4   | 98    |
|  | Once in awhile but not regularly | 0.0         | 1     | 0.1  | 1     | 1.3  | 19    | 3.1  | 41    | 0.9   | 62    | 0.1         | 2     | 0.2  | 4     | 0.7  | 10    | 1.5  | 18    | 0.5   | 34    | 0.2         | 4     | 0.4  | 9     | 0.3  | 4     | 0.7  | 8     | 0.4   | 25    |
|  | Regularly in the past            | 0.0         | 0     | 0.1  | 2     | 0.2  | 3     | 1.4  | 18    | 0.3   | 23    | 0.0         | 0     | 0.2  | 5     | 0.0  | 0     | 0.3  | 4     | 0.1   | 9     | 0.1         | 2     | 0.0  | 0     | 0.5  | 7     | 0.2  | 3     | 0.2   | 12    |
|  | Regularly now                    | 0.0         | 1     | 0.2  | 3     | 0.3  | 4     | 0.8  | 11    | 0.3   | 19    | 0.0         | 1     | 0.1  | 2     | 0.1  | 2     | 0.2  | 2     | 0.1   | 7     | 0.1         | 2     | 0.0  | 1     | 0.1  | 1     | 0.7  | 8     | 0.2   | 12    |
| How often have you, in the past 30 days:   |                                  |             |       |      |       |      |       |      |       |       |       |             |       |      |       |      |       |      |       |       |       |             |       |      |       |      |       |      |       |       |       |
| Used smokeless tobacco (chew, snuff, plug, dipping tobacco, or chewing tobacco)?                                     | Never                            | 99.7        | 2,218 | 99.4 | 1,980 | 97.9 | 1,472 | 95.2 | 1,250 | 98.4  | 6,920 | 99.8        | 2,151 | 99.7 | 2,203 | 99.6 | 1,446 | 98.6 | 1,164 | 99.5  | 6,964 | 99.7        | 2,216 | 99.4 | 2,098 | 99.1 | 1,465 | 97.8 | 1,187 | 99.2  | 6,966 |
|  | Once or twice                    | 0.2         | 5     | 0.5  | 9     | 1.3  | 19    | 3.0  | 39    | 1.0   | 72    | 0.1         | 3     | 0.1  | 3     | 0.3  | 4     | 1.0  | 12    | 0.3   | 22    | 0.2         | 5     | 0.5  | 10    | 0.5  | 8     | 1.3  | 16    | 0.6   | 39    |
|  | Once or twice per week           | 0.0         | 0     | 0.0  | 0     | 0.3  | 5     | 0.5  | 7     | 0.2   | 12    | 0.0         | 0     | 0.0  | 1     | 0.0  | 0     | 0.1  | 1     | 0.0   | 2     | 0.0         | 1     | 0.1  | 2     | 0.2  | 3     | 0.5  | 6     | 0.2   | 12    |
|  | About once a day                 | 0.0         | 0     | 0.1  | 1     | 0.2  | 3     | 0.5  | 7     | 0.2   | 11    | 0.0         | 1     | 0.1  | 2     | 0.1  | 1     | 0.2  | 2     | 0.1   | 6     | 0.0         | 0     | 0.0  | 1     | 0.1  | 1     | 0.2  | 2     | 0.1   | 4     |
|  | More than once a day             | 0.0         | 1     | 0.1  | 2     | 0.3  | 4     | 0.8  | 10    | 0.2   | 17    | 0.0         | 0     | 0.0  | 1     | 0.1  | 1     | 0.1  | 1     | 0.0   | 3     | 0.0         | 0     | 0.0  | 0     | 0.1  | 1     | 0.2  | 3     | 0.1   | 4     |

\*The Pennsylvania Youth Survey (PAYS) was significantly revised from 2021 to 2023. Trend data are reported in this report when the data are comparable. When cells include an "n/a" notation, it means the question was either not asked in a previous administration or the question was revised in a way that the 2023 data are not directly comparable. Please note that any question with an \* at the end designates a question and/or response option that was part of this 2023 survey revision. Please see Appendix B of your Profile Report for a description of changes



## Substance Use: Other Drugs

| Question                                  | Response                         | County 2019 |     |     |     |      |     |      |     |       |     | County 2021 |     |     |     |      |     |      |     |       |     | County 2023 |       |       |       |       |       |       |       |       |       |       |
|---|----------------------------------|-------------|-----|-----|-----|------|-----|------|-----|-------|-----|-------------|-----|-----|-----|------|-----|------|-----|-------|-----|-------------|-------|-------|-------|-------|-------|-------|-------|-------|-------|-------|
|   |                                  | 6th         |     | 8th |     | 10th |     | 12th |     | Total |     | 6th         |     | 8th |     | 10th |     | 12th |     | Total |     | 6th         |       | 8th   |       | 10th  |       | 12th  |       | Total |       |       |
|   |                                  | %           | n   | %   | n   | %    | n   | %    | n   | %     | n   | %           | n   | %   | n   | %    | n   | %    | n   | %     | n   | %           | n     | %     | n     | %     | n     | %     | n     | %     | n     |       |
| Have you ever:                            |                                  |             |     |     |     |      |     |      |     |       |     |             |     |     |     |      |     |      |     |       |     |             |       |       |       |       |       |       |       |       |       |       |
| Used cocaine or crack?*                   | Never                            | n/a         | n/a | n/a | n/a | n/a  | n/a | n/a  | n/a | n/a   | n/a | n/a         | n/a | n/a | n/a | n/a  | n/a | n/a  | n/a | n/a   | n/a | n/a         | 99.5  | 2,211 | 99.3  | 2,092 | 99.5  | 1,469 | 99.5  | 1,204 | 99.4  | 6,976 |
|   | Once or twice                    | n/a         | n/a | n/a | n/a | n/a  | n/a | n/a  | n/a | n/a   | n/a | n/a         | n/a | n/a | n/a | n/a  | n/a | n/a  | n/a | n/a   | n/a | n/a         | 0.5   | 11    | 0.4   | 8     | 0.4   | 6     | 0.2   | 3     | 0.4   | 28    |
|   | Once in awhile but not regularly | n/a         | n/a | n/a | n/a | n/a  | n/a | n/a  | n/a | n/a   | n/a | n/a         | n/a | n/a | n/a | n/a  | n/a | n/a  | n/a | n/a   | n/a | n/a         | 0.0   | 0     | 0.1   | 2     | 0.0   | 0     | 0.2   | 3     | 0.1   | 5     |
|   | Regularly in the past            | n/a         | n/a | n/a | n/a | n/a  | n/a | n/a  | n/a | n/a   | n/a | n/a         | n/a | n/a | n/a | n/a  | n/a | n/a  | n/a | n/a   | n/a | n/a         | 0.0   | 1     | 0.1   | 3     | 0.0   | 0     | 0.0   | 0     | 0.1   | 4     |
|   | Regularly now                    | n/a         | n/a | n/a | n/a | n/a  | n/a | n/a  | n/a | n/a   | n/a | n/a         | n/a | n/a | n/a | n/a  | n/a | n/a  | n/a | n/a   | n/a | n/a         | 0.0   | 0     | 0.0   | 1     | 0.1   | 2     | 0.0   | 0     | 0.0   | 3     |
| How often have you, in the past 30 days:  |                                  |             |     |     |     |      |     |      |     |       |     |             |     |     |     |      |     |      |     |       |     |             |       |       |       |       |       |       |       |       |       |       |
| Used cocaine or crack?*                   | Never                            | n/a         | n/a | n/a | n/a | n/a  | n/a | n/a  | n/a | n/a   | n/a | n/a         | n/a | n/a | n/a | n/a  | n/a | n/a  | n/a | n/a   | n/a | 99.7        | 2,220 | 99.9  | 2,107 | 99.7  | 1,474 | 99.8  | 1,210 | 99.8  | 7,011 |       |
|   | Once or twice                    | n/a         | n/a | n/a | n/a | n/a  | n/a | n/a  | n/a | n/a   | n/a | n/a         | n/a | n/a | n/a | n/a  | n/a | n/a  | n/a | n/a   | n/a | n/a         | 0.2   | 5     | 0.0   | 1     | 0.3   | 4     | 0.1   | 1     | 0.2   | 11    |
|   | Once or twice per week           | n/a         | n/a | n/a | n/a | n/a  | n/a | n/a  | n/a | n/a   | n/a | n/a         | n/a | n/a | n/a | n/a  | n/a | n/a  | n/a | n/a   | n/a | n/a         | 0.0   | 0     | 0.0   | 0     | 0.0   | 0     | 0.1   | 1     | 0.0   | 1     |
|   | About once a day                 | n/a         | n/a | n/a | n/a | n/a  | n/a | n/a  | n/a | n/a   | n/a | n/a         | n/a | n/a | n/a | n/a  | n/a | n/a  | n/a | n/a   | n/a | n/a         | 0.0   | 0     | 0.0   | 0     | 0.0   | 0     | 0.0   | 0     | 0.0   | 0     |
|   | More than once a day             | n/a         | n/a | n/a | n/a | n/a  | n/a | n/a  | n/a | n/a   | n/a | n/a         | n/a | n/a | n/a | n/a  | n/a | n/a  | n/a | n/a   | n/a | n/a         | 0.0   | 1     | 0.0   | 1     | 0.0   | 0     | 0.0   | 0     | 0.0   | 2     |
| Have you ever:                            |                                  |             |     |     |     |      |     |      |     |       |     |             |     |     |     |      |     |      |     |       |     |             |       |       |       |       |       |       |       |       |       |       |
| Used heroin?*                             | Never                            | n/a         | n/a | n/a | n/a | n/a  | n/a | n/a  | n/a | n/a   | n/a | n/a         | n/a | n/a | n/a | n/a  | n/a | n/a  | n/a | n/a   | n/a | 99.8        | 2,189 | 99.9  | 2,114 | 99.9  | 1,478 | 99.8  | 1,215 | 99.8  | 6,996 |       |
|   | Once or twice                    | n/a         | n/a | n/a | n/a | n/a  | n/a | n/a  | n/a | n/a   | n/a | n/a         | n/a | n/a | n/a | n/a  | n/a | n/a  | n/a | n/a   | n/a | n/a         | 0.2   | 4     | 0.0   | 0     | 0.1   | 2     | 0.1   | 1     | 0.1   | 7     |
|   | Once in awhile but not regularly | n/a         | n/a | n/a | n/a | n/a  | n/a | n/a  | n/a | n/a   | n/a | n/a         | n/a | n/a | n/a | n/a  | n/a | n/a  | n/a | n/a   | n/a | n/a         | 0.0   | 0     | 0.0   | 0     | 0.0   | 0     | 0.1   | 1     | 0.0   | 1     |
|   | Regularly in the past            | n/a         | n/a | n/a | n/a | n/a  | n/a | n/a  | n/a | n/a   | n/a | n/a         | n/a | n/a | n/a | n/a  | n/a | n/a  | n/a | n/a   | n/a | n/a         | 0.0   | 0     | 0.0   | 0     | 0.0   | 0     | 0.0   | 0     | 0.0   | 0     |
|   | Regularly now                    | n/a         | n/a | n/a | n/a | n/a  | n/a | n/a  | n/a | n/a   | n/a | n/a         | n/a | n/a | n/a | n/a  | n/a | n/a  | n/a | n/a   | n/a | n/a         | 0.0   | 1     | 0.1   | 2     | 0.0   | 0     | 0.0   | 0     | 0.0   | 3     |
| How often have you, in the past 30 days:  |                                  |             |     |     |     |      |     |      |     |       |     |             |     |     |     |      |     |      |     |       |     |             |       |       |       |       |       |       |       |       |       |       |
| Used heroin?*                             | Never                            | n/a         | n/a | n/a | n/a | n/a  | n/a | n/a  | n/a | n/a   | n/a | n/a         | n/a | n/a | n/a | n/a  | n/a | n/a  | n/a | n/a   | n/a | 99.9        | 2,195 | 99.9  | 2,117 | 99.9  | 1,480 | 100.0 | 1,217 | 99.9  | 7,009 |       |
|   | Once or twice                    | n/a         | n/a | n/a | n/a | n/a  | n/a | n/a  | n/a | n/a   | n/a | n/a         | n/a | n/a | n/a | n/a  | n/a | n/a  | n/a | n/a   | n/a | n/a         | 0.0   | 1     | 0.1   | 2     | 0.1   | 1     | 0.0   | 0     | 0.1   | 4     |
|   | Once or twice per week           | n/a         | n/a | n/a | n/a | n/a  | n/a | n/a  | n/a | n/a   | n/a | n/a         | n/a | n/a | n/a | n/a  | n/a | n/a  | n/a | n/a   | n/a | n/a         | 0.0   | 1     | 0.0   | 0     | 0.0   | 0     | 0.0   | 0     | 0.0   | 1     |
|   | About once a day                 | n/a         | n/a | n/a | n/a | n/a  | n/a | n/a  | n/a | n/a   | n/a | n/a         | n/a | n/a | n/a | n/a  | n/a | n/a  | n/a | n/a   | n/a | n/a         | 0.0   | 0     | 0.0   | 0     | 0.0   | 0     | 0.0   | 0     | 0.0   | 0     |
|   | More than once a day             | n/a         | n/a | n/a | n/a | n/a  | n/a | n/a  | n/a | n/a   | n/a | n/a         | n/a | n/a | n/a | n/a  | n/a | n/a  | n/a | n/a   | n/a | n/a         | 0.0   | 0     | 0.0   | 0     | 0.0   | 0     | 0.0   | 0     | 0.0   | 0     |
| Have you ever:                            |                                  |             |     |     |     |      |     |      |     |       |     |             |     |     |     |      |     |      |     |       |     |             |       |       |       |       |       |       |       |       |       |       |
| Used hallucinogens (acid, LSD, shrooms)?* | Never                            | n/a         | n/a | n/a | n/a | n/a  | n/a | n/a  | n/a | n/a   | n/a | n/a         | n/a | n/a | n/a | n/a  | n/a | n/a  | n/a | n/a   | n/a | 99.4        | 2,159 | 99.2  | 2,089 | 98.3  | 1,452 | 96.5  | 1,173 | 98.6  | 6,873 |       |
|   | Once or twice                    | n/a         | n/a | n/a | n/a | n/a  | n/a | n/a  | n/a | n/a   | n/a | n/a         | n/a | n/a | n/a | n/a  | n/a | n/a  | n/a | n/a   | n/a | n/a         | 0.3   | 7     | 0.6   | 12    | 1.4   | 21    | 2.7   | 33    | 1.0   | 73    |
|   | Once in awhile but not regularly | n/a         | n/a | n/a | n/a | n/a  | n/a | n/a  | n/a | n/a   | n/a | n/a         | n/a | n/a | n/a | n/a  | n/a | n/a  | n/a | n/a   | n/a | n/a         | 0.2   | 4     | 0.1   | 2     | 0.3   | 4     | 0.7   | 8     | 0.3   | 18    |
|   | Regularly in the past            | n/a         | n/a | n/a | n/a | n/a  | n/a | n/a  | n/a | n/a   | n/a | n/a         | n/a | n/a | n/a | n/a  | n/a | n/a  | n/a | n/a   | n/a | n/a         | 0.1   | 2     | 0.0   | 1     | 0.0   | 0     | 0.1   | 1     | 0.1   | 4     |
|   | Regularly now                    | n/a         | n/a | n/a | n/a | n/a  | n/a | n/a  | n/a | n/a   | n/a | n/a         | n/a | n/a | n/a | n/a  | n/a | n/a  | n/a | n/a   | n/a | n/a         | 0.0   | 0     | 0.1   | 2     | 0.0   | 0     | 0.1   | 1     | 0.0   | 3     |

\*The Pennsylvania Youth Survey (PAYS) was significantly revised from 2021 to 2023. Trend data are reported in this report when the data are comparable. When cells include an "n/a" notation, it means the question was either not asked in a previous administration or the question was revised in a way that the 2023 data are not directly comparable. Please note that any question with an \* at the end designates a question and/or response option that was part of this 2023 survey revision. Please see Appendix B of your Profile Report for a description of changes

**Substance Use: Other Drugs (continued)**

| Question   | Response                         | County 2019 |     |     |     |      |     |      |     |       |     | County 2021 |     |     |     |      |     |      |     |       |     | County 2023 |       |       |       |       |       |       |       |       |       |       |
|--|----------------------------------|-------------|-----|-----|-----|------|-----|------|-----|-------|-----|-------------|-----|-----|-----|------|-----|------|-----|-------|-----|-------------|-------|-------|-------|-------|-------|-------|-------|-------|-------|-------|
|  |                                  | 6th         |     | 8th |     | 10th |     | 12th |     | Total |     | 6th         |     | 8th |     | 10th |     | 12th |     | Total |     | 6th         |       | 8th   |       | 10th  |       | 12th  |       | Total |       |       |
|  |                                  | %           | n   | %   | n   | %    | n   | %    | n   | %     | n   | %           | n   | %   | n   | %    | n   | %    | n   | %     | n   | %           | n     | %     | n     | %     | n     | %     | n     | %     | n     |       |
| How often have you, in the past 30 days:           |                                  |             |     |     |     |      |     |      |     |       |     |             |     |     |     |      |     |      |     |       |     |             |       |       |       |       |       |       |       |       |       |       |
| Used hallucinogens (acid, LSD, shrooms)?*          | Never                            | n/a         | n/a | n/a | n/a | n/a  | n/a | n/a  | n/a | n/a   | n/a | n/a         | n/a | n/a | n/a | n/a  | n/a | n/a  | n/a | n/a   | n/a | n/a         | 99.9  | 2,172 | 99.5  | 2,099 | 99.8  | 1,475 | 99.1  | 1,205 | 99.6  | 6,951 |
|  | Once or twice                    | n/a         | n/a | n/a | n/a | n/a  | n/a | n/a  | n/a | n/a   | n/a | n/a         | n/a | n/a | n/a | n/a  | n/a | n/a  | n/a | n/a   | n/a | n/a         | 0.0   | 0     | 0.4   | 8     | 0.2   | 3     | 0.9   | 11    | 0.3   | 22    |
|  | Once or twice per week           | n/a         | n/a | n/a | n/a | n/a  | n/a | n/a  | n/a | n/a   | n/a | n/a         | n/a | n/a | n/a | n/a  | n/a | n/a  | n/a | n/a   | n/a | n/a         | 0.0   | 1     | 0.0   | 1     | 0.0   | 0     | 0.0   | 0     | 0.0   | 2     |
|  | About once a day                 | n/a         | n/a | n/a | n/a | n/a  | n/a | n/a  | n/a | n/a   | n/a | n/a         | n/a | n/a | n/a | n/a  | n/a | n/a  | n/a | n/a   | n/a | n/a         | 0.0   | 1     | 0.0   | 0     | 0.0   | 0     | 0.0   | 0     | 0.0   | 1     |
|  | More than once a day             | n/a         | n/a | n/a | n/a | n/a  | n/a | n/a  | n/a | n/a   | n/a | n/a         | n/a | n/a | n/a | n/a  | n/a | n/a  | n/a | n/a   | n/a | n/a         | 0.0   | 0     | 0.0   | 1     | 0.0   | 0     | 0.0   | 0     | 0.0   | 1     |
| Have you ever:                                     |                                  |             |     |     |     |      |     |      |     |       |     |             |     |     |     |      |     |      |     |       |     |             |       |       |       |       |       |       |       |       |       |       |
| Used methamphetamine (meth, crystal meth, speed)?* | Never                            | n/a         | n/a | n/a | n/a | n/a  | n/a | n/a  | n/a | n/a   | n/a | n/a         | n/a | n/a | n/a | n/a  | n/a | n/a  | n/a | n/a   | n/a | 99.4        | 2,161 | 99.6  | 2,096 | 99.7  | 1,474 | 100.0 | 1,213 | 99.6  | 6,944 |       |
|  | Once or twice                    | n/a         | n/a | n/a | n/a | n/a  | n/a | n/a  | n/a | n/a   | n/a | n/a         | n/a | n/a | n/a | n/a  | n/a | n/a  | n/a | n/a   | n/a | n/a         | 0.4   | 8     | 0.3   | 7     | 0.3   | 4     | 0.0   | 0     | 0.3   | 19    |
|  | Once in awhile but not regularly | n/a         | n/a | n/a | n/a | n/a  | n/a | n/a  | n/a | n/a   | n/a | n/a         | n/a | n/a | n/a | n/a  | n/a | n/a  | n/a | n/a   | n/a | n/a         | 0.0   | 1     | 0.0   | 0     | 0.0   | 0     | 0.0   | 0     | 0.0   | 1     |
|  | Regularly in the past            | n/a         | n/a | n/a | n/a | n/a  | n/a | n/a  | n/a | n/a   | n/a | n/a         | n/a | n/a | n/a | n/a  | n/a | n/a  | n/a | n/a   | n/a | n/a         | 0.1   | 2     | 0.0   | 1     | 0.1   | 1     | 0.0   | 0     | 0.1   | 4     |
|  | Regularly now                    | n/a         | n/a | n/a | n/a | n/a  | n/a | n/a  | n/a | n/a   | n/a | n/a         | n/a | n/a | n/a | n/a  | n/a | n/a  | n/a | n/a   | n/a | n/a         | 0.0   | 1     | 0.0   | 0     | 0.0   | 0     | 0.0   | 0     | 0.0   | 1     |
| How often have you, in the past 30 days:           |                                  |             |     |     |     |      |     |      |     |       |     |             |     |     |     |      |     |      |     |       |     |             |       |       |       |       |       |       |       |       |       |       |
| Used methamphetamine (meth, crystal meth, speed)?* | Never                            | n/a         | n/a | n/a | n/a | n/a  | n/a | n/a  | n/a | n/a   | n/a | n/a         | n/a | n/a | n/a | n/a  | n/a | n/a  | n/a | n/a   | n/a | 99.8        | 2,174 | 99.8  | 2,106 | 99.8  | 1,476 | 100.0 | 1,214 | 99.8  | 6,970 |       |
|  | Once or twice                    | n/a         | n/a | n/a | n/a | n/a  | n/a | n/a  | n/a | n/a   | n/a | n/a         | n/a | n/a | n/a | n/a  | n/a | n/a  | n/a | n/a   | n/a | n/a         | 0.1   | 2     | 0.0   | 1     | 0.2   | 3     | 0.0   | 0     | 0.1   | 6     |
|  | Once or twice per week           | n/a         | n/a | n/a | n/a | n/a  | n/a | n/a  | n/a | n/a   | n/a | n/a         | n/a | n/a | n/a | n/a  | n/a | n/a  | n/a | n/a   | n/a | n/a         | 0.0   | 1     | 0.1   | 3     | 0.0   | 0     | 0.0   | 0     | 0.1   | 4     |
|  | About once a day                 | n/a         | n/a | n/a | n/a | n/a  | n/a | n/a  | n/a | n/a   | n/a | n/a         | n/a | n/a | n/a | n/a  | n/a | n/a  | n/a | n/a   | n/a | n/a         | 0.1   | 2     | 0.0   | 0     | 0.0   | 0     | 0.0   | 0     | 0.0   | 2     |
|  | More than once a day             | n/a         | n/a | n/a | n/a | n/a  | n/a | n/a  | n/a | n/a   | n/a | n/a         | n/a | n/a | n/a | n/a  | n/a | n/a  | n/a | n/a   | n/a | n/a         | 0.0   | 0     | 0.0   | 0     | 0.0   | 0     | 0.0   | 0     | 0.0   | 0     |
| Have you ever:                                     |                                  |             |     |     |     |      |     |      |     |       |     |             |     |     |     |      |     |      |     |       |     |             |       |       |       |       |       |       |       |       |       |       |
| Used Ecstasy or Molly?*                            | Never                            | n/a         | n/a | n/a | n/a | n/a  | n/a | n/a  | n/a | n/a   | n/a | n/a         | n/a | n/a | n/a | n/a  | n/a | n/a  | n/a | n/a   | n/a | 99.6        | 2,138 | 99.7  | 2,090 | 99.5  | 1,467 | 99.4  | 1,208 | 99.6  | 6,903 |       |
|  | Once or twice                    | n/a         | n/a | n/a | n/a | n/a  | n/a | n/a  | n/a | n/a   | n/a | n/a         | n/a | n/a | n/a | n/a  | n/a | n/a  | n/a | n/a   | n/a | n/a         | 0.3   | 6     | 0.2   | 4     | 0.1   | 1     | 0.6   | 7     | 0.3   | 18    |
|  | Once in awhile but not regularly | n/a         | n/a | n/a | n/a | n/a  | n/a | n/a  | n/a | n/a   | n/a | n/a         | n/a | n/a | n/a | n/a  | n/a | n/a  | n/a | n/a   | n/a | n/a         | 0.0   | 0     | 0.1   | 3     | 0.1   | 2     | 0.0   | 0     | 0.1   | 5     |
|  | Regularly in the past            | n/a         | n/a | n/a | n/a | n/a  | n/a | n/a  | n/a | n/a   | n/a | n/a         | n/a | n/a | n/a | n/a  | n/a | n/a  | n/a | n/a   | n/a | n/a         | 0.0   | 1     | 0.0   | 0     | 0.2   | 3     | 0.0   | 0     | 0.1   | 4     |
|  | Regularly now                    | n/a         | n/a | n/a | n/a | n/a  | n/a | n/a  | n/a | n/a   | n/a | n/a         | n/a | n/a | n/a | n/a  | n/a | n/a  | n/a | n/a   | n/a | n/a         | 0.1   | 2     | 0.0   | 0     | 0.1   | 1     | 0.0   | 0     | 0.0   | 3     |
| How often have you, in the past 30 days:           |                                  |             |     |     |     |      |     |      |     |       |     |             |     |     |     |      |     |      |     |       |     |             |       |       |       |       |       |       |       |       |       |       |
| Used Ecstasy or Molly?*                            | Never                            | n/a         | n/a | n/a | n/a | n/a  | n/a | n/a  | n/a | n/a   | n/a | n/a         | n/a | n/a | n/a | n/a  | n/a | n/a  | n/a | n/a   | n/a | 99.9        | 2,149 | 99.9  | 2,100 | 99.9  | 1,476 | 100.0 | 1,215 | 99.9  | 6,940 |       |
|  | Once or twice                    | n/a         | n/a | n/a | n/a | n/a  | n/a | n/a  | n/a | n/a   | n/a | n/a         | n/a | n/a | n/a | n/a  | n/a | n/a  | n/a | n/a   | n/a | n/a         | 0.1   | 2     | 0.0   | 1     | 0.1   | 1     | 0.0   | 0     | 0.1   | 4     |
|  | Once or twice per week           | n/a         | n/a | n/a | n/a | n/a  | n/a | n/a  | n/a | n/a   | n/a | n/a         | n/a | n/a | n/a | n/a  | n/a | n/a  | n/a | n/a   | n/a | n/a         | 0.0   | 0     | 0.0   | 0     | 0.0   | 0     | 0.0   | 0     | 0.0   | 0     |
|  | About once a day                 | n/a         | n/a | n/a | n/a | n/a  | n/a | n/a  | n/a | n/a   | n/a | n/a         | n/a | n/a | n/a | n/a  | n/a | n/a  | n/a | n/a   | n/a | n/a         | 0.0   | 0     | 0.0   | 1     | 0.0   | 0     | 0.0   | 0     | 0.0   | 1     |
|  | More than once a day             | n/a         | n/a | n/a | n/a | n/a  | n/a | n/a  | n/a | n/a   | n/a | n/a         | n/a | n/a | n/a | n/a  | n/a | n/a  | n/a | n/a   | n/a | n/a         | 0.0   | 1     | 0.0   | 1     | 0.0   | 0     | 0.0   | 0     | 0.0   | 2     |

\*The Pennsylvania Youth Survey (PAYS) was significantly revised from 2021 to 2023. Trend data are reported in this report when the data are comparable. When cells include an "n/a" notation, it means the question was either not asked in a previous administration or the question was revised in a way that the 2023 data are not directly comparable. Please note that any question with an \* at the end designates a question and/or response option that was part of this 2023 survey revision. Please see Appendix B of your Profile Report for a description of changes

### Substance Use: Other Drugs (continued)

| Question   | Response                         | County 2019 |     |     |     |      |     |      |     |       |     | County 2021 |     |     |     |      |     |      |     |       |     | County 2023 |       |       |       |       |       |       |       |       |       |       |
|--|----------------------------------|-------------|-----|-----|-----|------|-----|------|-----|-------|-----|-------------|-----|-----|-----|------|-----|------|-----|-------|-----|-------------|-------|-------|-------|-------|-------|-------|-------|-------|-------|-------|
|  |                                  | 6th         |     | 8th |     | 10th |     | 12th |     | Total |     | 6th         |     | 8th |     | 10th |     | 12th |     | Total |     | 6th         |       | 8th   |       | 10th  |       | 12th  |       | Total |       |       |
|  |                                  | %           | n   | %   | n   | %    | n   | %    | n   | %     | n   | %           | n   | %   | n   | %    | n   | %    | n   | %     | n   | %           | n     | %     | n     | %     | n     | %     | n     | %     | n     |       |
| Have you ever:   |                                  |             |     |     |     |      |     |      |     |       |     |             |     |     |     |      |     |      |     |       |     |             |       |       |       |       |       |       |       |       |       |       |
| Used synthetic drugs (man-made drugs such as K2, Spice, Fake Weed, Bath Salts)?* | Never                            | n/a         | n/a | n/a | n/a | n/a  | n/a | n/a  | n/a | n/a   | n/a | n/a         | n/a | n/a | n/a | n/a  | n/a | n/a  | n/a | n/a   | n/a | n/a         | 98.2  | 2,156 | 98.0  | 2,055 | 98.7  | 1,457 | 99.2  | 1,197 | 98.4  | 6,865 |
|  | Once or twice                    | n/a         | n/a | n/a | n/a | n/a  | n/a | n/a  | n/a | n/a   | n/a | n/a         | n/a | n/a | n/a | n/a  | n/a | n/a  | n/a | n/a   | n/a | n/a         | 1.0   | 23    | 1.5   | 32    | 1.0   | 15    | 0.4   | 5     | 1.1   | 75    |
|  | Once in awhile but not regularly | n/a         | n/a | n/a | n/a | n/a  | n/a | n/a  | n/a | n/a   | n/a | n/a         | n/a | n/a | n/a | n/a  | n/a | n/a  | n/a | n/a   | n/a | n/a         | 0.5   | 11    | 0.2   | 5     | 0.1   | 2     | 0.2   | 2     | 0.3   | 20    |
|  | Regularly in the past            | n/a         | n/a | n/a | n/a | n/a  | n/a | n/a  | n/a | n/a   | n/a | n/a         | n/a | n/a | n/a | n/a  | n/a | n/a  | n/a | n/a   | n/a | n/a         | 0.2   | 4     | 0.1   | 3     | 0.1   | 1     | 0.1   | 1     | 0.1   | 9     |
|  | Regularly now                    | n/a         | n/a | n/a | n/a | n/a  | n/a | n/a  | n/a | n/a   | n/a | n/a         | n/a | n/a | n/a | n/a  | n/a | n/a  | n/a | n/a   | n/a | n/a         | 0.1   | 2     | 0.1   | 2     | 0.1   | 1     | 0.2   | 2     | 0.1   | 7     |
| How often have you, in the past 30 days:   |                                  |             |     |     |     |      |     |      |     |       |     |             |     |     |     |      |     |      |     |       |     |             |       |       |       |       |       |       |       |       |       |       |
| Used synthetic drugs (man-made drugs such as K2, Spice, Fake Weed, Bath Salts)?* | Never                            | n/a         | n/a | n/a | n/a | n/a  | n/a | n/a  | n/a | n/a   | n/a | n/a         | n/a | n/a | n/a | n/a  | n/a | n/a  | n/a | n/a   | n/a | 99.4        | 2,186 | 99.5  | 2,085 | 99.8  | 1,474 | 99.7  | 1,203 | 99.6  | 6,948 |       |
|  | Once or twice                    | n/a         | n/a | n/a | n/a | n/a  | n/a | n/a  | n/a | n/a   | n/a | n/a         | n/a | n/a | n/a | n/a  | n/a | n/a  | n/a | n/a   | n/a | n/a         | 0.4   | 8     | 0.4   | 9     | 0.1   | 1     | 0.2   | 3     | 0.3   | 21    |
|  | Once or twice per week           | n/a         | n/a | n/a | n/a | n/a  | n/a | n/a  | n/a | n/a   | n/a | n/a         | n/a | n/a | n/a | n/a  | n/a | n/a  | n/a | n/a   | n/a | n/a         | 0.2   | 4     | 0.0   | 1     | 0.1   | 1     | 0.0   | 0     | 0.1   | 6     |
|  | About once a day                 | n/a         | n/a | n/a | n/a | n/a  | n/a | n/a  | n/a | n/a   | n/a | n/a         | n/a | n/a | n/a | n/a  | n/a | n/a  | n/a | n/a   | n/a | n/a         | 0.0   | 0     | 0.0   | 0     | 0.0   | 0     | 0.0   | 0     | 0.0   | 0     |
|  | More than once a day             | n/a         | n/a | n/a | n/a | n/a  | n/a | n/a  | n/a | n/a   | n/a | n/a         | n/a | n/a | n/a | n/a  | n/a | n/a  | n/a | n/a   | n/a | n/a         | 0.0   | 1     | 0.0   | 1     | 0.1   | 1     | 0.1   | 1     | 0.1   | 4     |

### Substance Use: Prescription Drugs, Over-the-Counter Drugs and Performance Enhancing Drugs

| Question   | Response                         | County 2019 |     |     |     |      |     |      |     |       |     | County 2021 |     |     |     |      |     |      |     |       |     | County 2023 |       |      |       |      |       |       |       |       |       |    |
|--|----------------------------------|-------------|-----|-----|-----|------|-----|------|-----|-------|-----|-------------|-----|-----|-----|------|-----|------|-----|-------|-----|-------------|-------|------|-------|------|-------|-------|-------|-------|-------|----|
|  |                                  | 6th         |     | 8th |     | 10th |     | 12th |     | Total |     | 6th         |     | 8th |     | 10th |     | 12th |     | Total |     | 6th         |       | 8th  |       | 10th |       | 12th  |       | Total |       |    |
|  |                                  | %           | n   | %   | n   | %    | n   | %    | n   | %     | n   | %           | n   | %   | n   | %    | n   | %    | n   | %     | n   | %           | n     | %    | n     | %    | n     | %     | n     | %     | n     |    |
| Have you ever:   |                                  |             |     |     |     |      |     |      |     |       |     |             |     |     |     |      |     |      |     |       |     |             |       |      |       |      |       |       |       |       |       |    |
| Taken performance enhancing drugs (such as steroids, human growth hormone) without a doctor telling you to take them?* | Never                            | n/a         | n/a | n/a | n/a | n/a  | n/a | n/a  | n/a | n/a   | n/a | n/a         | n/a | n/a | n/a | n/a  | n/a | n/a  | n/a | n/a   | n/a | 98.9        | 2,182 | 98.9 | 2,085 | 99.1 | 1,458 | 99.8  | 1,210 | 99.1  | 6,935 |    |
|  | Once or twice                    | n/a         | n/a | n/a | n/a | n/a  | n/a | n/a  | n/a | n/a   | n/a | n/a         | n/a | n/a | n/a | n/a  | n/a | n/a  | n/a | n/a   | n/a | n/a         | 0.8   | 18   | 0.5   | 10   | 0.5   | 8     | 0.1   | 1     | 0.5   | 37 |
|  | Once in awhile but not regularly | n/a         | n/a | n/a | n/a | n/a  | n/a | n/a  | n/a | n/a   | n/a | n/a         | n/a | n/a | n/a | n/a  | n/a | n/a  | n/a | n/a   | n/a | n/a         | 0.1   | 2    | 0.2   | 4    | 0.3   | 5     | 0.1   | 1     | 0.2   | 12 |
|  | Regularly in the past            | n/a         | n/a | n/a | n/a | n/a  | n/a | n/a  | n/a | n/a   | n/a | n/a         | n/a | n/a | n/a | n/a  | n/a | n/a  | n/a | n/a   | n/a | n/a         | 0.1   | 2    | 0.2   | 4    | 0.0   | 0     | 0.0   | 0     | 0.1   | 6  |
|  | Regularly now                    | n/a         | n/a | n/a | n/a | n/a  | n/a | n/a  | n/a | n/a   | n/a | n/a         | n/a | n/a | n/a | n/a  | n/a | n/a  | n/a | n/a   | n/a | n/a         | 0.1   | 3    | 0.2   | 5    | 0.0   | 0     | 0.0   | 0     | 0.1   | 8  |
| How often have you, in the past 30 days:   |                                  |             |     |     |     |      |     |      |     |       |     |             |     |     |     |      |     |      |     |       |     |             |       |      |       |      |       |       |       |       |       |    |
| Used performance enhancing drugs (such as steroids, human growth hormone) without a doctor telling you to take them?*  | Never                            | n/a         | n/a | n/a | n/a | n/a  | n/a | n/a  | n/a | n/a   | n/a | n/a         | n/a | n/a | n/a | n/a  | n/a | n/a  | n/a | n/a   | n/a | 99.9        | 2,210 | 99.6 | 2,101 | 99.7 | 1,467 | 100.0 | 1,212 | 99.8  | 6,990 |    |
|  | Once or twice                    | n/a         | n/a | n/a | n/a | n/a  | n/a | n/a  | n/a | n/a   | n/a | n/a         | n/a | n/a | n/a | n/a  | n/a | n/a  | n/a | n/a   | n/a | n/a         | 0.1   | 2    | 0.2   | 4    | 0.3   | 4     | 0.0   | 0     | 0.1   | 10 |
|  | Once or twice per week           | n/a         | n/a | n/a | n/a | n/a  | n/a | n/a  | n/a | n/a   | n/a | n/a         | n/a | n/a | n/a | n/a  | n/a | n/a  | n/a | n/a   | n/a | n/a         | 0.0   | 0    | 0.0   | 1    | 0.0   | 0     | 0.0   | 0     | 0.0   | 1  |
|  | About once a day                 | n/a         | n/a | n/a | n/a | n/a  | n/a | n/a  | n/a | n/a   | n/a | n/a         | n/a | n/a | n/a | n/a  | n/a | n/a  | n/a | n/a   | n/a | n/a         | 0.0   | 0    | 0.0   | 1    | 0.0   | 0     | 0.0   | 0     | 0.0   | 1  |
|  | More than once a day             | n/a         | n/a | n/a | n/a | n/a  | n/a | n/a  | n/a | n/a   | n/a | n/a         | n/a | n/a | n/a | n/a  | n/a | n/a  | n/a | n/a   | n/a | n/a         | 0.0   | 0    | 0.1   | 2    | 0.1   | 1     | 0.0   | 0     | 0.0   | 3  |

\*The Pennsylvania Youth Survey (PAYS) was significantly revised from 2021 to 2023. Trend data are reported in this report when the data are comparable. When cells include an "n/a" notation, it means the question was either not asked in a previous administration or the question was revised in a way that the 2023 data are not directly comparable. Please note that any question with an \* at the end designates a question and/or response option that was part of this 2023 survey revision. Please see Appendix B of your Profile Report for a description of changes

### Substance Use: Prescription Drugs, Over-the-Counter Drugs and Performance Enhancing Drugs (continued)

| Question  | Response                         | County 2019 |     |     |     |      |     |      |     |       |     | County 2021 |     |     |     |      |     |      |     |       |     | County 2023 |       |       |       |       |       |       |       |       |       |       |
|---|----------------------------------|-------------|-----|-----|-----|------|-----|------|-----|-------|-----|-------------|-----|-----|-----|------|-----|------|-----|-------|-----|-------------|-------|-------|-------|-------|-------|-------|-------|-------|-------|-------|
|   |                                  | 6th         |     | 8th |     | 10th |     | 12th |     | Total |     | 6th         |     | 8th |     | 10th |     | 12th |     | Total |     | 6th         |       | 8th   |       | 10th  |       | 12th  |       | Total |       |       |
|   |                                  | %           | n   | %   | n   | %    | n   | %    | n   | %     | n   | %           | n   | %   | n   | %    | n   | %    | n   | %     | n   | %           | n     | %     | n     | %     | n     | %     | n     | %     | n     |       |
| Have you ever:  |                                  |             |     |     |     |      |     |      |     |       |     |             |     |     |     |      |     |      |     |       |     |             |       |       |       |       |       |       |       |       |       |       |
| Used prescription pain relievers (such as Vicodin, OxyContin, Percocet, or Codeine) without a doctor telling you to take them?* | Never                            | n/a         | n/a | n/a | n/a | n/a  | n/a | n/a  | n/a | n/a   | n/a | n/a         | n/a | n/a | n/a | n/a  | n/a | n/a  | n/a | n/a   | n/a | n/a         | 96.8  | 2,117 | 95.6  | 2,004 | 97.8  | 1,447 | 97.5  | 1,181 | 96.8  | 6,749 |
|   | Once or twice                    | n/a         | n/a | n/a | n/a | n/a  | n/a | n/a  | n/a | n/a   | n/a | n/a         | n/a | n/a | n/a | n/a  | n/a | n/a  | n/a | n/a   | n/a | n/a         | 1.9   | 42    | 2.3   | 48    | 1.5   | 22    | 1.6   | 19    | 1.9   | 131   |
|   | Once in awhile but not regularly | n/a         | n/a | n/a | n/a | n/a  | n/a | n/a  | n/a | n/a   | n/a | n/a         | n/a | n/a | n/a | n/a  | n/a | n/a  | n/a | n/a   | n/a | n/a         | 1.0   | 21    | 1.4   | 30    | 0.3   | 5     | 0.6   | 7     | 0.9   | 63    |
|   | Regularly in the past            | n/a         | n/a | n/a | n/a | n/a  | n/a | n/a  | n/a | n/a   | n/a | n/a         | n/a | n/a | n/a | n/a  | n/a | n/a  | n/a | n/a   | n/a | n/a         | 0.2   | 4     | 0.4   | 9     | 0.3   | 5     | 0.2   | 3     | 0.3   | 21    |
|   | Regularly now                    | n/a         | n/a | n/a | n/a | n/a  | n/a | n/a  | n/a | n/a   | n/a | n/a         | n/a | n/a | n/a | n/a  | n/a | n/a  | n/a | n/a   | n/a | n/a         | 0.1   | 3     | 0.3   | 6     | 0.0   | 0     | 0.1   | 1     | 0.1   | 10    |
| How often have you, in the past 30 days:  |                                  |             |     |     |     |      |     |      |     |       |     |             |     |     |     |      |     |      |     |       |     |             |       |       |       |       |       |       |       |       |       |       |
| Used prescription pain relievers (such as Vicodin, OxyContin, Percocet, or Codeine) without a doctor telling you to take them?* | Never                            | n/a         | n/a | n/a | n/a | n/a  | n/a | n/a  | n/a | n/a   | n/a | n/a         | n/a | n/a | n/a | n/a  | n/a | n/a  | n/a | n/a   | n/a | 99.0        | 2,169 | 98.2  | 2,063 | 99.7  | 1,473 | 99.7  | 1,206 | 99.0  | 6,911 |       |
|   | Once or twice                    | n/a         | n/a | n/a | n/a | n/a  | n/a | n/a  | n/a | n/a   | n/a | n/a         | n/a | n/a | n/a | n/a  | n/a | n/a  | n/a | n/a   | n/a | n/a         | 0.7   | 16    | 1.4   | 30    | 0.2   | 3     | 0.3   | 4     | 0.8   | 53    |
|   | Once or twice per week           | n/a         | n/a | n/a | n/a | n/a  | n/a | n/a  | n/a | n/a   | n/a | n/a         | n/a | n/a | n/a | n/a  | n/a | n/a  | n/a | n/a   | n/a | n/a         | 0.1   | 3     | 0.2   | 5     | 0.1   | 1     | 0.0   | 0     | 0.1   | 9     |
|   | About once a day                 | n/a         | n/a | n/a | n/a | n/a  | n/a | n/a  | n/a | n/a   | n/a | n/a         | n/a | n/a | n/a | n/a  | n/a | n/a  | n/a | n/a   | n/a | n/a         | 0.1   | 2     | 0.1   | 2     | 0.0   | 0     | 0.0   | 0     | 0.1   | 4     |
|   | More than once a day             | n/a         | n/a | n/a | n/a | n/a  | n/a | n/a  | n/a | n/a   | n/a | n/a         | n/a | n/a | n/a | n/a  | n/a | n/a  | n/a | n/a   | n/a | n/a         | 0.0   | 1     | 0.0   | 1     | 0.0   | 0     | 0.0   | 0     | 0.0   | 2     |
| Have you ever:  |                                  |             |     |     |     |      |     |      |     |       |     |             |     |     |     |      |     |      |     |       |     |             |       |       |       |       |       |       |       |       |       |       |
| Used prescription tranquilizers (such as Ambien, Lunesta, Valium, or Xanax) without a doctor telling you to take them?*         | Never                            | n/a         | n/a | n/a | n/a | n/a  | n/a | n/a  | n/a | n/a   | n/a | n/a         | n/a | n/a | n/a | n/a  | n/a | n/a  | n/a | n/a   | n/a | 99.3        | 2,146 | 99.3  | 2,082 | 99.3  | 1,457 | 99.4  | 1,190 | 99.3  | 6,875 |       |
|   | Once or twice                    | n/a         | n/a | n/a | n/a | n/a  | n/a | n/a  | n/a | n/a   | n/a | n/a         | n/a | n/a | n/a | n/a  | n/a | n/a  | n/a | n/a   | n/a | n/a         | 0.3   | 7     | 0.4   | 8     | 0.5   | 8     | 0.4   | 5     | 0.4   | 28    |
|   | Once in awhile but not regularly | n/a         | n/a | n/a | n/a | n/a  | n/a | n/a  | n/a | n/a   | n/a | n/a         | n/a | n/a | n/a | n/a  | n/a | n/a  | n/a | n/a   | n/a | n/a         | 0.3   | 6     | 0.2   | 5     | 0.2   | 3     | 0.2   | 2     | 0.2   | 16    |
|   | Regularly in the past            | n/a         | n/a | n/a | n/a | n/a  | n/a | n/a  | n/a | n/a   | n/a | n/a         | n/a | n/a | n/a | n/a  | n/a | n/a  | n/a | n/a   | n/a | n/a         | 0.1   | 3     | 0.0   | 0     | 0.0   | 0     | 0.0   | 0     | 0.0   | 3     |
|   | Regularly now                    | n/a         | n/a | n/a | n/a | n/a  | n/a | n/a  | n/a | n/a   | n/a | n/a         | n/a | n/a | n/a | n/a  | n/a | n/a  | n/a | n/a   | n/a | n/a         | 0.0   | 0     | 0.1   | 2     | 0.0   | 0     | 0.0   | 0     | 0.0   | 2     |
| How often have you, in the past 30 days:  |                                  |             |     |     |     |      |     |      |     |       |     |             |     |     |     |      |     |      |     |       |     |             |       |       |       |       |       |       |       |       |       |       |
| Used prescription tranquilizers (such as Ambien, Lunesta, Valium, or Xanax) without a doctor telling you to take them?*         | Never                            | n/a         | n/a | n/a | n/a | n/a  | n/a | n/a  | n/a | n/a   | n/a | n/a         | n/a | n/a | n/a | n/a  | n/a | n/a  | n/a | n/a   | n/a | 99.9        | 2,166 | 99.9  | 2,096 | 99.9  | 1,472 | 99.9  | 1,201 | 99.9  | 6,935 |       |
|   | Once or twice                    | n/a         | n/a | n/a | n/a | n/a  | n/a | n/a  | n/a | n/a   | n/a | n/a         | n/a | n/a | n/a | n/a  | n/a | n/a  | n/a | n/a   | n/a | n/a         | 0.0   | 1     | 0.0   | 0     | 0.1   | 1     | 0.1   | 1     | 0.0   | 3     |
|   | Once or twice per week           | n/a         | n/a | n/a | n/a | n/a  | n/a | n/a  | n/a | n/a   | n/a | n/a         | n/a | n/a | n/a | n/a  | n/a | n/a  | n/a | n/a   | n/a | n/a         | 0.0   | 1     | 0.0   | 0     | 0.0   | 0     | 0.0   | 0     | 0.0   | 1     |
|   | More than once a day             | n/a         | n/a | n/a | n/a | n/a  | n/a | n/a  | n/a | n/a   | n/a | n/a         | n/a | n/a | n/a | n/a  | n/a | n/a  | n/a | n/a   | n/a | n/a         | 0.0   | 0     | 0.0   | 0     | 0.0   | 0     | 0.0   | 0     | 0.0   | 0     |
| Have you ever:  |                                  |             |     |     |     |      |     |      |     |       |     |             |     |     |     |      |     |      |     |       |     |             |       |       |       |       |       |       |       |       |       |       |
| Used prescription stimulants (such as Ritalin or Adderall) without a doctor telling you to take them?*                          | Never                            | n/a         | n/a | n/a | n/a | n/a  | n/a | n/a  | n/a | n/a   | n/a | n/a         | n/a | n/a | n/a | n/a  | n/a | n/a  | n/a | n/a   | n/a | 98.8        | 2,145 | 98.6  | 2,068 | 98.3  | 1,449 | 98.3  | 1,183 | 98.5  | 6,845 |       |
|   | Once or twice                    | n/a         | n/a | n/a | n/a | n/a  | n/a | n/a  | n/a | n/a   | n/a | n/a         | n/a | n/a | n/a | n/a  | n/a | n/a  | n/a | n/a   | n/a | n/a         | 0.7   | 16    | 0.9   | 18    | 1.0   | 15    | 0.8   | 10    | 0.8   | 59    |
|   | Once in awhile but not regularly | n/a         | n/a | n/a | n/a | n/a  | n/a | n/a  | n/a | n/a   | n/a | n/a         | n/a | n/a | n/a | n/a  | n/a | n/a  | n/a | n/a   | n/a | n/a         | 0.3   | 7     | 0.4   | 9     | 0.5   | 7     | 0.8   | 10    | 0.5   | 33    |
|   | Regularly in the past            | n/a         | n/a | n/a | n/a | n/a  | n/a | n/a  | n/a | n/a   | n/a | n/a         | n/a | n/a | n/a | n/a  | n/a | n/a  | n/a | n/a   | n/a | n/a         | 0.0   | 1     | 0.0   | 1     | 0.1   | 2     | 0.1   | 1     | 0.1   | 5     |
|   | Regularly now                    | n/a         | n/a | n/a | n/a | n/a  | n/a | n/a  | n/a | n/a   | n/a | n/a         | n/a | n/a | n/a | n/a  | n/a | n/a  | n/a | n/a   | n/a | n/a         | 0.1   | 2     | 0.1   | 2     | 0.1   | 1     | 0.0   | 0     | 0.1   | 5     |

\*The Pennsylvania Youth Survey (PAYS) was significantly revised from 2021 to 2023. Trend data are reported in this report when the data are comparable. When cells include an "n/a" notation, it means the question was either not asked in a previous administration or the question was revised in a way that the 2023 data are not directly comparable. Please note that any question with an \* at the end designates a question and/or response option that was part of this 2023 survey revision. Please see Appendix B of your Profile Report for a description of changes

### Substance Use: Prescription Drugs, Over-the-Counter Drugs and Performance Enhancing Drugs (continued)

| Question   | Response                         | County 2019 |     |     |     |      |     |      |     |       |     | County 2021 |     |     |     |      |     |      |     |       |     | County 2023 |     |     |     |      |     |      |     |       |     |     |      |       |      |       |      |       |      |       |      |       |      |       |
|--|----------------------------------|-------------|-----|-----|-----|------|-----|------|-----|-------|-----|-------------|-----|-----|-----|------|-----|------|-----|-------|-----|-------------|-----|-----|-----|------|-----|------|-----|-------|-----|-----|------|-------|------|-------|------|-------|------|-------|------|-------|------|-------|
|  |                                  | 6th         |     | 8th |     | 10th |     | 12th |     | Total |     | 6th         |     | 8th |     | 10th |     | 12th |     | Total |     | 6th         |     | 8th |     | 10th |     | 12th |     | Total |     |     |      |       |      |       |      |       |      |       |      |       |      |       |
|  |                                  | %           | n   | %   | n   | %    | n   | %    | n   | %     | n   | %           | n   | %   | n   | %    | n   | %    | n   | %     | n   | %           | n   | %   | n   | %    | n   | %    | n   | %     | n   |     |      |       |      |       |      |       |      |       |      |       |      |       |
| How often have you, in the past 30 days:   |                                  |             |     |     |     |      |     |      |     |       |     |             |     |     |     |      |     |      |     |       |     |             |     |     |     |      |     |      |     |       |     |     |      |       |      |       |      |       |      |       |      |       |      |       |
| Used prescription stimulants (such as Ritalin or Adderall) without a doctor telling you to take them?* | Never                            | n/a         | n/a | n/a | n/a | n/a  | n/a | n/a  | n/a | n/a   | n/a | n/a         | n/a | n/a | n/a | n/a  | n/a | n/a  | n/a | n/a   | n/a | n/a         | n/a | n/a | n/a | n/a  | n/a | n/a  | n/a | n/a   | n/a | n/a | n/a  | n/a   | 99.8 | 2,178 | 99.6 | 2,094 | 99.7 | 1,474 | 99.7 | 1,207 | 99.7 | 6,953 |
|  | Once or twice                    | n/a         | n/a | n/a | n/a | n/a  | n/a | n/a  | n/a | n/a   | n/a | n/a         | n/a | n/a | n/a | n/a  | n/a | n/a  | n/a | n/a   | n/a | n/a         | n/a | n/a | n/a | n/a  | n/a | n/a  | n/a | n/a   | n/a | n/a | 0.1  | 3     | 0.4  | 9     | 0.3  | 4     | 0.3  | 4     | 0.3  | 20    |      |       |
|  | Once or twice per week           | n/a         | n/a | n/a | n/a | n/a  | n/a | n/a  | n/a | n/a   | n/a | n/a         | n/a | n/a | n/a | n/a  | n/a | n/a  | n/a | n/a   | n/a | n/a         | n/a | n/a | n/a | n/a  | n/a | n/a  | n/a | n/a   | n/a | n/a | 0.0  | 1     | 0.0  | 0     | 0.0  | 0     | 0.0  | 0     | 0.0  | 1     |      |       |
|  | About once a day                 | n/a         | n/a | n/a | n/a | n/a  | n/a | n/a  | n/a | n/a   | n/a | n/a         | n/a | n/a | n/a | n/a  | n/a | n/a  | n/a | n/a   | n/a | n/a         | n/a | n/a | n/a | n/a  | n/a | n/a  | n/a | n/a   | n/a | n/a | 0.0  | 0     | 0.0  | 0     | 0.1  | 1     | 0.0  | 0     | 0.0  | 1     |      |       |
|  | More than once a day             | n/a         | n/a | n/a | n/a | n/a  | n/a | n/a  | n/a | n/a   | n/a | n/a         | n/a | n/a | n/a | n/a  | n/a | n/a  | n/a | n/a   | n/a | n/a         | n/a | n/a | n/a | n/a  | n/a | n/a  | n/a | n/a   | n/a | n/a | 0.0  | 0     | 0.0  | 0     | 0.0  | 0     | 0.0  | 0     | 0.0  | 0     |      |       |
| Have you ever:   |                                  |             |     |     |     |      |     |      |     |       |     |             |     |     |     |      |     |      |     |       |     |             |     |     |     |      |     |      |     |       |     |     |      |       |      |       |      |       |      |       |      |       |      |       |
| Used over-the-counter medicine (cough syrup, cold medicine, etc.) in order to get high?*               | Never                            | n/a         | n/a | n/a | n/a | n/a  | n/a | n/a  | n/a | n/a   | n/a | n/a         | n/a | n/a | n/a | n/a  | n/a | n/a  | n/a | n/a   | n/a | n/a         | n/a | n/a | n/a | n/a  | n/a | n/a  | n/a | n/a   | n/a | n/a | 96.3 | 2,098 | 96.3 | 2,019 | 97.0 | 1,435 | 95.6 | 1,154 | 96.3 | 6,706 |      |       |
|  | Once or twice                    | n/a         | n/a | n/a | n/a | n/a  | n/a | n/a  | n/a | n/a   | n/a | n/a         | n/a | n/a | n/a | n/a  | n/a | n/a  | n/a | n/a   | n/a | n/a         | n/a | n/a | n/a | n/a  | n/a | n/a  | n/a | n/a   | n/a | n/a | 1.7  | 38    | 1.8  | 37    | 1.0  | 15    | 2.7  | 33    | 1.8  | 123   |      |       |
|  | Once in awhile but not regularly | n/a         | n/a | n/a | n/a | n/a  | n/a | n/a  | n/a | n/a   | n/a | n/a         | n/a | n/a | n/a | n/a  | n/a | n/a  | n/a | n/a   | n/a | n/a         | n/a | n/a | n/a | n/a  | n/a | n/a  | n/a | n/a   | n/a | n/a | 1.1  | 23    | 1.0  | 22    | 1.4  | 21    | 0.8  | 10    | 1.1  | 76    |      |       |
|  | Regularly in the past            | n/a         | n/a | n/a | n/a | n/a  | n/a | n/a  | n/a | n/a   | n/a | n/a         | n/a | n/a | n/a | n/a  | n/a | n/a  | n/a | n/a   | n/a | n/a         | n/a | n/a | n/a | n/a  | n/a | n/a  | n/a | n/a   | n/a | n/a | 0.6  | 12    | 0.6  | 12    | 0.3  | 5     | 0.5  | 6     | 0.5  | 35    |      |       |
|  | Regularly now                    | n/a         | n/a | n/a | n/a | n/a  | n/a | n/a  | n/a | n/a   | n/a | n/a         | n/a | n/a | n/a | n/a  | n/a | n/a  | n/a | n/a   | n/a | n/a         | n/a | n/a | n/a | n/a  | n/a | n/a  | n/a | n/a   | n/a | n/a | 0.4  | 8     | 0.3  | 6     | 0.2  | 3     | 0.3  | 4     | 0.3  | 21    |      |       |
| How often have you, in the past 30 days:   |                                  |             |     |     |     |      |     |      |     |       |     |             |     |     |     |      |     |      |     |       |     |             |     |     |     |      |     |      |     |       |     |     |      |       |      |       |      |       |      |       |      |       |      |       |
| Used over-the-counter medicine (cough syrup, cold medicine, etc.) in order to get high?*               | Never                            | n/a         | n/a | n/a | n/a | n/a  | n/a | n/a  | n/a | n/a   | n/a | n/a         | n/a | n/a | n/a | n/a  | n/a | n/a  | n/a | n/a   | n/a | n/a         | n/a | n/a | n/a | n/a  | n/a | n/a  | n/a | n/a   | n/a | n/a | 98.3 | 2,148 | 98.6 | 2,060 | 99.3 | 1,465 | 99.3 | 1,197 | 98.7 | 6,870 |      |       |
|  | Once or twice                    | n/a         | n/a | n/a | n/a | n/a  | n/a | n/a  | n/a | n/a   | n/a | n/a         | n/a | n/a | n/a | n/a  | n/a | n/a  | n/a | n/a   | n/a | n/a         | n/a | n/a | n/a | n/a  | n/a | n/a  | n/a | n/a   | n/a | n/a | 1.3  | 29    | 1.0  | 21    | 0.5  | 8     | 0.5  | 6     | 0.9  | 64    |      |       |
|  | Once or twice per week           | n/a         | n/a | n/a | n/a | n/a  | n/a | n/a  | n/a | n/a   | n/a | n/a         | n/a | n/a | n/a | n/a  | n/a | n/a  | n/a | n/a   | n/a | n/a         | n/a | n/a | n/a | n/a  | n/a | n/a  | n/a | n/a   | n/a | n/a | 0.1  | 3     | 0.2  | 5     | 0.2  | 3     | 0.2  | 2     | 0.2  | 13    |      |       |
|  | About once a day                 | n/a         | n/a | n/a | n/a | n/a  | n/a | n/a  | n/a | n/a   | n/a | n/a         | n/a | n/a | n/a | n/a  | n/a | n/a  | n/a | n/a   | n/a | n/a         | n/a | n/a | n/a | n/a  | n/a | n/a  | n/a | n/a   | n/a | n/a | 0.2  | 4     | 0.1  | 3     | 0.0  | 0     | 0.0  | 0     | 0.1  | 7     |      |       |
|  | More than once a day             | n/a         | n/a | n/a | n/a | n/a  | n/a | n/a  | n/a | n/a   | n/a | n/a         | n/a | n/a | n/a | n/a  | n/a | n/a  | n/a | n/a   | n/a | n/a         | n/a | n/a | n/a | n/a  | n/a | n/a  | n/a | n/a   | n/a | n/a | 0.1  | 2     | 0.0  | 1     | 0.0  | 0     | 0.0  | 0     | 0.0  | 3     |      |       |

\*The Pennsylvania Youth Survey (PAYS) was significantly revised from 2021 to 2023. Trend data are reported in this report when the data are comparable. When cells include an "n/a" notation, it means the question was either not asked in a previous administration or the question was revised in a way that the 2023 data are not directly comparable. Please note that any question with an \* at the end designates a question and/or response option that was part of this 2023 survey revision. Please see Appendix B of your Profile Report for a description of changes

## Substance Use: Risky Substance Related Behavior

| Question   | Response                         | County 2019 |       |      |       |      |       |      |       |       |       | County 2021 |       |      |       |      |       |      |       |       |       | County 2023 |       |      |       |      |       |      |       |       |       |
|--|----------------------------------|-------------|-------|------|-------|------|-------|------|-------|-------|-------|-------------|-------|------|-------|------|-------|------|-------|-------|-------|-------------|-------|------|-------|------|-------|------|-------|-------|-------|
|  |                                  | 6th         |       | 8th  |       | 10th |       | 12th |       | Total |       | 6th         |       | 8th  |       | 10th |       | 12th |       | Total |       | 6th         |       | 8th  |       | 10th |       | 12th |       | Total |       |
|  |                                  | %           | n     | %    | n     | %    | n     | %    | n     | %     | n     | %           | n     | %    | n     | %    | n     | %    | n     | %     | n     | %           | n     | %    | n     | %    | n     | %    | n     | %     | n     |
| Think back over the last two weeks. How many times have you had five or more alcoholic drinks in a row?  | None                             | 98.5        | 2,152 | 97.9 | 1,921 | 92.7 | 1,376 | 85.7 | 1,125 | 94.7  | 6,574 | 98.8        | 2,141 | 98.3 | 2,182 | 94.4 | 1,378 | 88.1 | 1,043 | 95.9  | 6,744 | 98.7        | 2,212 | 97.8 | 2,066 | 97.1 | 1,436 | 93.5 | 1,128 | 97.2  | 6,842 |
|  | Once                             | 0.9         | 19    | 1.3  | 26    | 3.0  | 44    | 7.4  | 97    | 2.7   | 186   | 0.8         | 18    | 1.0  | 22    | 3.2  | 47    | 5.7  | 68    | 2.2   | 155   | 0.9         | 20    | 1.3  | 28    | 1.4  | 20    | 2.8  | 34    | 1.4   | 102   |
|  | Twice                            | 0.2         | 5     | 0.6  | 11    | 2.1  | 31    | 3.7  | 49    | 1.4   | 96    | 0.2         | 5     | 0.5  | 10    | 1.2  | 17    | 4.0  | 47    | 1.1   | 79    | 0.2         | 5     | 0.5  | 10    | 1.2  | 18    | 2.4  | 29    | 0.9   | 62    |
|  | 3-5 times                        | 0.2         | 4     | 0.2  | 3     | 1.4  | 21    | 2.4  | 31    | 0.8   | 59    | 0.0         | 1     | 0.2  | 4     | 0.8  | 11    | 2.0  | 24    | 0.6   | 40    | 0.0         | 1     | 0.3  | 6     | 0.2  | 3     | 0.7  | 9     | 0.3   | 19    |
|  | 6-9 times                        | 0.0         | 1     | 0.0  | 0     | 0.4  | 6     | 0.2  | 2     | 0.1   | 9     | 0.0         | 0     | 0.1  | 2     | 0.2  | 3     | 0.1  | 1     | 0.1   | 6     | 0.0         | 1     | 0.1  | 2     | 0.1  | 1     | 0.4  | 5     | 0.1   | 9     |
|  | 10 or more times                 | 0.1         | 3     | 0.1  | 1     | 0.4  | 6     | 0.7  | 9     | 0.3   | 19    | 0.0         | 1     | 0.0  | 0     | 0.3  | 4     | 0.1  | 1     | 0.1   | 6     | 0.1         | 2     | 0.0  | 1     | 0.1  | 1     | 0.1  | 1     | 0.1   | 5     |
| How often have you:  |                                  |             |       |      |       |      |       |      |       |       |       |             |       |      |       |      |       |      |       |       |       |             |       |      |       |      |       |      |       |       |       |
| Driven a motor vehicle while or shortly after drinking alcohol? (Please Note: In 2021/2023 the questions about driving after drinking or having used alcohol were only asked of those that had used alcohol. In order to make all years of data as comparable as possible, those students in 2021/2023 answering that they had never used the substance in question were added to the driving questions results. Because it can not be determined if the student would have marked "I do not drive" or "Never", those categories have been combined across all years.) *                                 | I don't drive / Never            | 98.7        | 1,318 | 98.5 | 1,337 | 98.3 | 1,088 | 93.7 | 960   | 97.5  | 4,703 | 99.6        | 2,064 | 99.5 | 2,081 | 99.5 | 1,374 | 96.1 | 1,030 | 99.0  | 6,549 | 99.7        | 2,038 | 99.4 | 1,921 | 99.3 | 1,364 | 97.5 | 1,049 | 99.1  | 6,372 |
|  | Before, but not in the past year | 0.7         | 9     | 0.5  | 7     | 0.5  | 6     | 2.7  | 28    | 1.0   | 50    | 0.2         | 4     | 0.2  | 4     | 0.3  | 4     | 1.1  | 12    | 0.4   | 24    | 0.3         | 6     | 0.2  | 4     | 0.3  | 4     | 1.1  | 12    | 0.4   | 26    |
|  | About once or twice a year       | 0.4         | 6     | 0.7  | 10    | 0.8  | 9     | 2.1  | 22    | 1.0   | 47    | 0.1         | 3     | 0.2  | 4     | 0.1  | 2     | 2.0  | 21    | 0.5   | 30    | 0.0         | 0     | 0.3  | 6     | 0.2  | 3     | 1.0  | 11    | 0.3   | 20    |
|  | About once or twice a month      | 0.1         | 2     | 0.1  | 1     | 0.3  | 3     | 0.9  | 9     | 0.3   | 15    | 0.0         | 0     | 0.1  | 3     | 0.0  | 0     | 0.7  | 8     | 0.2   | 11    | 0.0         | 0     | 0.0  | 0     | 0.1  | 1     | 0.2  | 2     | 0.0   | 3     |
|  | About once or twice a week       | 0.0         | 0     | 0.0  | 0     | 0.0  | 0     | 0.4  | 4     | 0.1   | 4     | 0.0         | 1     | 0.0  | 0     | 0.1  | 1     | 0.1  | 1     | 0.0   | 3     | 0.0         | 0     | 0.1  | 1     | 0.0  | 0     | 0.1  | 1     | 0.0   | 2     |
|  | Almost every day                 | 0.0         | 0     | 0.1  | 2     | 0.1  | 1     | 0.2  | 2     | 0.1   | 5     | 0.0         | 0     | 0.0  | 0     | 0.0  | 0     | 0.0  | 0     | 0.0   | 0     | 0.0         | 1     | 0.1  | 1     | 0.1  | 2     | 0.1  | 1     | 0.1   | 5     |
| How often have you:  |                                  |             |       |      |       |      |       |      |       |       |       |             |       |      |       |      |       |      |       |       |       |             |       |      |       |      |       |      |       |       |       |
| Driven a motor vehicle while or shortly after using marijuana (pot, hash, cannabis, weed, THC)? (Please Note: In 2021/2023 the questions about driving after drinking or having used alcohol were only asked of those that had used alcohol. In order to make all years of data as comparable as possible, those students in 2021/2023 answering that they had never used the substance in question were added to the driving questions results. Because it can not be determined if the student would have marked "I do not drive" or "Never", those categories have been combined across all years.) * | I don't drive / Never            | 99.4        | 1,314 | 98.7 | 1,335 | 98.6 | 1,093 | 88.8 | 910   | 96.8  | 4,652 | 99.9        | 2,137 | 99.7 | 2,153 | 99.1 | 1,395 | 93.6 | 1,054 | 98.6  | 6,739 | 99.8        | 2,082 | 99.3 | 1,955 | 99.6 | 1,387 | 95.2 | 1,058 | 98.8  | 6,482 |
|  | Before, but not in the past year | 0.1         | 1     | 0.2  | 3     | 0.4  | 4     | 2.3  | 24    | 0.7   | 32    | 0.1         | 2     | 0.1  | 3     | 0.3  | 4     | 1.4  | 16    | 0.4   | 25    | 0.2         | 4     | 0.1  | 2     | 0.2  | 3     | 1.4  | 15    | 0.4   | 24    |
|  | About once or twice a year       | 0.2         | 3     | 0.4  | 6     | 0.6  | 7     | 3.2  | 33    | 1.0   | 49    | 0.0         | 0     | 0.1  | 3     | 0.4  | 5     | 2.0  | 22    | 0.4   | 30    | 0.0         | 0     | 0.4  | 7     | 0.1  | 2     | 1.0  | 11    | 0.3   | 20    |
|  | About once or twice a month      | 0.2         | 2     | 0.1  | 2     | 0.1  | 1     | 2.3  | 24    | 0.6   | 29    | 0.0         | 1     | 0.0  | 0     | 0.2  | 3     | 1.2  | 14    | 0.3   | 18    | 0.0         | 1     | 0.0  | 0     | 0.1  | 1     | 1.2  | 13    | 0.2   | 15    |
|  | About once or twice a week       | 0.0         | 0     | 0.1  | 2     | 0.1  | 1     | 1.8  | 18    | 0.4   | 21    | 0.0         | 0     | 0.0  | 0     | 0.0  | 0     | 0.8  | 9     | 0.1   | 9     | 0.0         | 0     | 0.0  | 0     | 0.0  | 0     | 0.6  | 7     | 0.1   | 7     |
|  | Almost every day                 | 0.2         | 2     | 0.3  | 4     | 0.2  | 2     | 1.6  | 16    | 0.5   | 24    | 0.0         | 0     | 0.0  | 1     | 0.1  | 1     | 1.0  | 11    | 0.2   | 13    | 0.0         | 0     | 0.2  | 4     | 0.0  | 0     | 0.6  | 7     | 0.2   | 11    |

\*The Pennsylvania Youth Survey (PAYS) was significantly revised from 2021 to 2023. Trend data are reported in this report when the data are comparable. When cells include an "n/a" notation, it means the question was either not asked in a previous administration or the question was revised in a way that the 2023 data are not directly comparable. Please note that any question with an \* at the end designates a question and/or response option that was part of this 2023 survey revision. Please see Appendix B of your Profile Report for a description of changes



| Gambling  |                           |             |       |      |       |      |       |      |     |       |       |             |       |      |       |      |       |      |     |       |       |             |       |       |       |       |       |       |      |       |       |       |
|---|---------------------------|-------------|-------|------|-------|------|-------|------|-----|-------|-------|-------------|-------|------|-------|------|-------|------|-----|-------|-------|-------------|-------|-------|-------|-------|-------|-------|------|-------|-------|-------|
| Question  | Response                  | County 2019 |       |      |       |      |       |      |     |       |       | County 2021 |       |      |       |      |       |      |     |       |       | County 2023 |       |       |       |       |       |       |      |       |       |       |
|   |                           | 6th         |       | 8th  |       | 10th |       | 12th |     | Total |       | 6th         |       | 8th  |       | 10th |       | 12th |     | Total |       | 6th         |       | 8th   |       | 10th  |       | 12th  |      | Total |       |       |
|   |                           | %           | n     | %    | n     | %    | n     | %    | n   | %     | n     | %           | n     | %    | n     | %    | n     | %    | n   | %     | n     | %           | n     | %     | n     | %     | n     | %     | n    | %     | n     |       |
| During the past 12 months, how often have you bet/gambled, even casually, for money or valuables in the following ways: |                           |             |       |      |       |      |       |      |     |       |       |             |       |      |       |      |       |      |     |       |       |             |       |       |       |       |       |       |      |       |       |       |
| Games such as poker, card games, dice, pool, darts*   | Not at all                | n/a         | n/a   | n/a  | n/a   | n/a  | n/a   | n/a  | n/a | n/a   | n/a   | n/a         | n/a   | n/a  | n/a   | n/a  | n/a   | n/a  | n/a | n/a   | n/a   | n/a         | 94.7  | 1,620 | 92.8  | 1,511 | 90.2  | 1,136 | 89.7 | 882   | 92.3  | 5,149 |
|   | Less than once a month    | n/a         | n/a   | n/a  | n/a   | n/a  | n/a   | n/a  | n/a | n/a   | n/a   | n/a         | n/a   | n/a  | n/a   | n/a  | n/a   | n/a  | n/a | n/a   | n/a   | n/a         | 3.2   | 54    | 4.7   | 77    | 5.5   | 69    | 6.9  | 68    | 4.8   | 268   |
|   | 1 to 3 times a month      | n/a         | n/a   | n/a  | n/a   | n/a  | n/a   | n/a  | n/a | n/a   | n/a   | n/a         | n/a   | n/a  | n/a   | n/a  | n/a   | n/a  | n/a | n/a   | n/a   | n/a         | 0.9   | 16    | 1.7   | 27    | 2.3   | 29    | 1.7  | 17    | 1.6   | 89    |
|   | More than 3 times a month | n/a         | n/a   | n/a  | n/a   | n/a  | n/a   | n/a  | n/a | n/a   | n/a   | n/a         | n/a   | n/a  | n/a   | n/a  | n/a   | n/a  | n/a | n/a   | n/a   | n/a         | 1.2   | 20    | 0.8   | 13    | 2.1   | 26    | 1.6  | 16    | 1.3   | 75    |
| During the past 12 months, how often have you bet/gambled, even casually, for money or valuables in the following ways: |                           |             |       |      |       |      |       |      |     |       |       |             |       |      |       |      |       |      |     |       |       |             |       |       |       |       |       |       |      |       |       |       |
| Lottery (scratch cards, numbers, etc.)  | Not at all                | 83.5        | 1,185 | 79.7 | 1,124 | 79.8 | 895   | 84.9 | 868 | 81.9  | 4,072 | 84.0        | 1,317 | 84.0 | 1,501 | 83.3 | 1,031 | 81.2 | 809 | 83.4  | 4,658 | 93.2        | 1,588 | 92.7  | 1,503 | 92.4  | 1,161 | 91.9  | 902  | 92.6  | 5,154 |       |
|   | Less than once a month    | 11.5        | 164   | 14.8 | 208   | 15.9 | 178   | 10.5 | 107 | 13.2  | 657   | 9.9         | 155   | 11.9 | 213   | 12.8 | 158   | 14.6 | 145 | 12.0  | 671   | 4.4         | 75    | 4.8   | 78    | 5.6   | 70    | 5.9   | 58   | 5.1   | 281   |       |
|   | 1 to 3 times a month      | 3.3         | 47    | 4.3  | 60    | 3.4  | 38    | 3.4  | 35  | 3.6   | 180   | 4.4         | 69    | 2.8  | 50    | 2.5  | 31    | 3.7  | 37  | 3.3   | 187   | 1.6         | 28    | 1.7   | 28    | 1.6   | 20    | 1.6   | 16   | 1.7   | 92    |       |
|   | More than 3 times a month | 1.7         | 24    | 1.3  | 18    | 0.9  | 10    | 1.2  | 12  | 1.3   | 64    | 1.7         | 26    | 1.2  | 22    | 1.4  | 17    | 0.5  | 5   | 1.3   | 70    | 0.7         | 12    | 0.8   | 13    | 0.5   | 6     | 0.5   | 5    | 0.6   | 36    |       |
| During the past 12 months, how often have you bet/gambled, even casually, for money or valuables in the following ways: |                           |             |       |      |       |      |       |      |     |       |       |             |       |      |       |      |       |      |     |       |       |             |       |       |       |       |       |       |      |       |       |       |
| Sporting events, sports pools, or fantasy sports*   | Not at all                | 89.4        | 1,265 | 85.7 | 1,204 | 87.2 | 976   | 89.7 | 916 | 87.9  | 4,361 | 88.8        | 1,380 | 89.8 | 1,599 | 89.3 | 1,099 | 89.7 | 891 | 89.4  | 4,969 | 94.0        | 1,603 | 91.7  | 1,490 | 92.9  | 1,169 | 92.6  | 908  | 92.8  | 5,170 |       |
|   | Less than once a month    | 4.3         | 61    | 8.0  | 113   | 8.0  | 89    | 6.6  | 67  | 6.7   | 330   | 5.3         | 82    | 5.3  | 94    | 6.4  | 79    | 6.5  | 65  | 5.8   | 320   | 2.9         | 50    | 4.6   | 75    | 3.7   | 46    | 4.2   | 41   | 3.8   | 212   |       |
|   | 1 to 3 times a month      | 2.8         | 39    | 3.6  | 50    | 3.4  | 38    | 2.0  | 20  | 3.0   | 147   | 2.4         | 38    | 2.4  | 42    | 1.9  | 24    | 2.3  | 23  | 2.3   | 127   | 1.3         | 22    | 2.2   | 36    | 1.9   | 24    | 1.8   | 18   | 1.8   | 100   |       |
|   | More than 3 times a month | 3.5         | 50    | 2.7  | 38    | 1.4  | 16    | 1.8  | 18  | 2.5   | 122   | 3.5         | 54    | 2.6  | 46    | 2.4  | 29    | 1.4  | 14  | 2.6   | 143   | 1.8         | 31    | 1.4   | 23    | 1.6   | 20    | 1.4   | 14   | 1.6   | 88    |       |
| During the past 12 months, how often have you bet/gambled, even casually, for money or valuables in the following ways: |                           |             |       |      |       |      |       |      |     |       |       |             |       |      |       |      |       |      |     |       |       |             |       |       |       |       |       |       |      |       |       |       |
| Online (Internet) gambling  | Not at all                | 95.3        | 1,349 | 95.8 | 1,345 | 95.6 | 1,065 | 95.8 | 977 | 95.6  | 4,736 | 94.3        | 1,467 | 94.9 | 1,688 | 95.5 | 1,166 | 95.9 | 949 | 95.0  | 5,270 | 97.2        | 1,652 | 97.0  | 1,573 | 96.1  | 1,207 | 96.0  | 942  | 96.7  | 5,374 |       |
|   | Less than once a month    | 2.0         | 28    | 1.9  | 26    | 2.9  | 32    | 2.4  | 24  | 2.2   | 110   | 2.6         | 40    | 2.8  | 50    | 1.9  | 23    | 2.4  | 24  | 2.5   | 137   | 1.5         | 26    | 1.6   | 26    | 1.6   | 20    | 1.5   | 15   | 1.6   | 87    |       |
|   | 1 to 3 times a month      | 1.3         | 18    | 1.1  | 16    | 0.7  | 8     | 0.7  | 7   | 1.0   | 49    | 1.2         | 19    | 1.1  | 20    | 1.0  | 12    | 0.6  | 6   | 1.0   | 57    | 0.5         | 8     | 0.7   | 11    | 1.0   | 13    | 0.8   | 8    | 0.7   | 40    |       |
|   | More than 3 times a month | 1.4         | 20    | 1.2  | 17    | 0.8  | 9     | 1.2  | 12  | 1.2   | 58    | 1.9         | 30    | 1.2  | 21    | 1.6  | 20    | 1.1  | 11  | 1.5   | 82    | 0.8         | 14    | 0.7   | 12    | 1.3   | 16    | 1.6   | 16   | 1.0   | 58    |       |
| During the past 12 months, how often have you bet/gambled, even casually, for money or valuables in the following ways: |                           |             |       |      |       |      |       |      |     |       |       |             |       |      |       |      |       |      |     |       |       |             |       |       |       |       |       |       |      |       |       |       |
| Video games or online gaming*   | Not at all                | n/a         | n/a   | n/a  | n/a   | n/a  | n/a   | n/a  | n/a | n/a   | n/a   | n/a         | n/a   | n/a  | n/a   | n/a  | n/a   | n/a  | n/a | n/a   | n/a   | n/a         | 92.1  | 1,573 | 91.5  | 1,486 | 93.2  | 1,171 | 92.4 | 906   | 92.2  | 5,136 |
|   | Less than once a month    | n/a         | n/a   | n/a  | n/a   | n/a  | n/a   | n/a  | n/a | n/a   | n/a   | n/a         | n/a   | n/a  | n/a   | n/a  | n/a   | n/a  | n/a | n/a   | n/a   | n/a         | 3.2   | 55    | 4.3   | 70    | 3.1   | 39    | 3.4  | 33    | 3.5   | 197   |
|   | 1 to 3 times a month      | n/a         | n/a   | n/a  | n/a   | n/a  | n/a   | n/a  | n/a | n/a   | n/a   | n/a         | n/a   | n/a  | n/a   | n/a  | n/a   | n/a  | n/a | n/a   | n/a   | n/a         | 1.6   | 28    | 2.3   | 38    | 1.7   | 21    | 2.8  | 27    | 2.0   | 114   |
|   | More than 3 times a month | n/a         | n/a   | n/a  | n/a   | n/a  | n/a   | n/a  | n/a | n/a   | n/a   | n/a         | n/a   | n/a  | n/a   | n/a  | n/a   | n/a  | n/a | n/a   | n/a   | n/a         | 3.0   | 51    | 1.8   | 30    | 2.1   | 26    | 1.5  | 15    | 2.2   | 122   |
| During the past 12 months, how often have you bet/gambled, even casually, for money or valuables in the following ways: |                           |             |       |      |       |      |       |      |     |       |       |             |       |      |       |      |       |      |     |       |       |             |       |       |       |       |       |       |      |       |       |       |
| Bet/gambled in some other way   | Not at all                | 91.7        | 1,281 | 90.4 | 1,267 | 87.0 | 965   | 89.2 | 908 | 89.7  | 4,421 | 91.9        | 1,428 | 89.1 | 1,585 | 88.0 | 1,084 | 89.0 | 886 | 89.6  | 4,983 | 92.7        | 1,584 | 91.5  | 1,487 | 91.6  | 1,150 | 92.6  | 910  | 92.1  | 5,131 |       |
|   | Less than once a month    | 5.2         | 73    | 6.0  | 84    | 9.6  | 106   | 7.7  | 78  | 6.9   | 341   | 5.4         | 84    | 7.4  | 131   | 7.6  | 94    | 6.9  | 69  | 6.8   | 378   | 4.6         | 79    | 6.0   | 97    | 5.0   | 63    | 4.3   | 42   | 5.0   | 281   |       |
|   | 1 to 3 times a month      | 1.9         | 27    | 2.5  | 35    | 2.4  | 27    | 2.1  | 21  | 2.2   | 110   | 1.3         | 20    | 2.2  | 40    | 2.2  | 27    | 2.0  | 20  | 1.9   | 107   | 1.4         | 24    | 1.2   | 19    | 1.6   | 20    | 2.0   | 20   | 1.5   | 83    |       |
|   | More than 3 times a month | 1.1         | 16    | 1.1  | 16    | 1.0  | 11    | 1.1  | 11  | 1.1   | 54    | 1.4         | 22    | 1.2  | 22    | 2.2  | 27    | 2.0  | 20  | 1.6   | 91    | 1.2         | 21    | 1.4   | 22    | 1.8   | 22    | 1.1   | 11   | 1.4   | 76    |       |

\*The Pennsylvania Youth Survey (PAYS) was significantly revised from 2021 to 2023. Trend data are reported in this report when the data are comparable. When cells include an "n/a" notation, it means the question was either not asked in a previous administration or the question was revised in a way that the 2023 data are not directly comparable. Please note that any question with an \* at the end designates a question and/or response option that was part of this 2023 survey revision. Please see Appendix B of your Profile Report for a description of changes

## Gambling (continued)

| Question  | Response                         | County 2019 |       |      |       |      |       |      |     |       |       | County 2021 |       |      |       |      |       |      |     |       |       | County 2023 |       |      |       |      |       |      |     |       |       |  |  |  |  |
|---|----------------------------------|-------------|-------|------|-------|------|-------|------|-----|-------|-------|-------------|-------|------|-------|------|-------|------|-----|-------|-------|-------------|-------|------|-------|------|-------|------|-----|-------|-------|--|--|--|--|
|   |                                  | 6th         |       | 8th  |       | 10th |       | 12th |     | Total |       | 6th         |       | 8th  |       | 10th |       | 12th |     | Total |       | 6th         |       | 8th  |       | 10th |       | 12th |     | Total |       |  |  |  |  |
|   |                                  | %           | n     | %    | n     | %    | n     | %    | n   | %     | n     | %           | n     | %    | n     | %    | n     | %    | n   | %     | n     | %           | n     | %    | n     | %    | n     | %    | n   | %     | n     |  |  |  |  |
| Have you ever bet/gambled for money or anything of value?*                              | Never                            | n/a         | n/a   | n/a  | n/a   | n/a  | n/a   | n/a  | n/a | n/a   | n/a   | n/a         | n/a   | n/a  | n/a   | n/a  | n/a   | n/a  | n/a | n/a   | n/a   | 80.8        | 1,386 | 76.5 | 1,253 | 75.9 | 959   | 75.7 | 746 | 77.6  | 4,344 |  |  |  |  |
|   | Once or twice                    | n/a         | n/a   | n/a  | n/a   | n/a  | n/a   | n/a  | n/a | n/a   | n/a   | n/a         | n/a   | n/a  | n/a   | n/a  | n/a   | n/a  | n/a | n/a   | n/a   | 12.1        | 207   | 15.2 | 249   | 13.3 | 168   | 14.1 | 139 | 13.6  | 763   |  |  |  |  |
|   | Once in awhile but not regularly | n/a         | n/a   | n/a  | n/a   | n/a  | n/a   | n/a  | n/a | n/a   | n/a   | n/a         | n/a   | n/a  | n/a   | n/a  | n/a   | n/a  | n/a | n/a   | n/a   | 4.7         | 81    | 5.9  | 96    | 7.0  | 88    | 7.3  | 72  | 6.0   | 337   |  |  |  |  |
|   | Regularly in the past            | n/a         | n/a   | n/a  | n/a   | n/a  | n/a   | n/a  | n/a | n/a   | n/a   | n/a         | n/a   | n/a  | n/a   | n/a  | n/a   | n/a  | n/a | n/a   | n/a   | 1.6         | 27    | 1.4  | 23    | 1.9  | 24    | 1.0  | 10  | 1.5   | 84    |  |  |  |  |
|   | Regularly now                    | n/a         | n/a   | n/a  | n/a   | n/a  | n/a   | n/a  | n/a | n/a   | n/a   | n/a         | n/a   | n/a  | n/a   | n/a  | n/a   | n/a  | n/a | n/a   | n/a   | 0.8         | 14    | 1.0  | 16    | 1.9  | 24    | 1.8  | 18  | 1.3   | 72    |  |  |  |  |
| How often have you bet/gambled for money or anything of value during the past 30 days?* | Never                            | n/a         | n/a   | n/a  | n/a   | n/a  | n/a   | n/a  | n/a | n/a   | n/a   | n/a         | n/a   | n/a  | n/a   | n/a  | n/a   | n/a  | n/a | n/a   | n/a   | 91.8        | 1,540 | 90.9 | 1,450 | 90.6 | 1,112 | 89.8 | 860 | 90.9  | 4,962 |  |  |  |  |
|   | Once or twice                    | n/a         | n/a   | n/a  | n/a   | n/a  | n/a   | n/a  | n/a | n/a   | n/a   | n/a         | n/a   | n/a  | n/a   | n/a  | n/a   | n/a  | n/a | n/a   | n/a   | 6.7         | 112   | 7.5  | 119   | 6.6  | 81    | 7.6  | 73  | 7.1   | 385   |  |  |  |  |
|   | Once or twice per week           | n/a         | n/a   | n/a  | n/a   | n/a  | n/a   | n/a  | n/a | n/a   | n/a   | n/a         | n/a   | n/a  | n/a   | n/a  | n/a   | n/a  | n/a | n/a   | n/a   | 0.9         | 15    | 1.1  | 18    | 2.0  | 25    | 1.5  | 14  | 1.3   | 72    |  |  |  |  |
|   | About once a day                 | n/a         | n/a   | n/a  | n/a   | n/a  | n/a   | n/a  | n/a | n/a   | n/a   | n/a         | n/a   | n/a  | n/a   | n/a  | n/a   | n/a  | n/a | n/a   | n/a   | 0.4         | 7     | 0.3  | 4     | 0.2  | 3     | 0.6  | 6   | 0.4   | 20    |  |  |  |  |
|   | More than once a day             | n/a         | n/a   | n/a  | n/a   | n/a  | n/a   | n/a  | n/a | n/a   | n/a   | n/a         | n/a   | n/a  | n/a   | n/a  | n/a   | n/a  | n/a | n/a   | n/a   | 0.2         | 4     | 0.3  | 4     | 0.5  | 6     | 0.5  | 5   | 0.3   | 19    |  |  |  |  |
| Have you ever felt the need to:   |                                  |             |       |      |       |      |       |      |     |       |       |             |       |      |       |      |       |      |     |       |       |             |       |      |       |      |       |      |     |       |       |  |  |  |  |
| Bet more and more money?  | Yes                              | 4.3         | 60    | 5.9  | 82    | 4.8  | 54    | 6.0  | 62  | 5.2   | 258   | 2.7         | 42    | 3.0  | 54    | 3.1  | 38    | 4.0  | 39  | 3.1   | 173   | 3.4         | 58    | 2.5  | 41    | 4.8  | 61    | 4.6  | 45  | 3.7   | 205   |  |  |  |  |
|   | No                               | 95.7        | 1,340 | 94.1 | 1,316 | 95.2 | 1,061 | 94.0 | 964 | 94.8  | 4,681 | 97.3        | 1,510 | 97.0 | 1,733 | 96.9 | 1,199 | 96.0 | 946 | 96.9  | 5,388 | 96.6        | 1,636 | 97.5 | 1,578 | 95.2 | 1,199 | 95.4 | 939 | 96.3  | 5,352 |  |  |  |  |
| Have you ever felt the need to:   |                                  |             |       |      |       |      |       |      |     |       |       |             |       |      |       |      |       |      |     |       |       |             |       |      |       |      |       |      |     |       |       |  |  |  |  |
| Lie to important people (such as your family/ friends) about how much you gamble?       | Yes                              | 2.7         | 38    | 3.6  | 50    | 2.6  | 29    | 3.6  | 37  | 3.1   | 154   | 1.0         | 16    | 1.2  | 21    | 1.4  | 17    | 1.2  | 12  | 1.2   | 66    | 2.0         | 34    | 1.4  | 23    | 1.4  | 18    | 2.1  | 21  | 1.7   | 96    |  |  |  |  |
|   | No                               | 97.3        | 1,350 | 96.4 | 1,338 | 97.4 | 1,084 | 96.4 | 978 | 96.9  | 4,750 | 99.0        | 1,538 | 98.8 | 1,765 | 98.6 | 1,214 | 98.8 | 972 | 98.8  | 5,489 | 98.0        | 1,654 | 98.6 | 1,590 | 98.6 | 1,240 | 97.9 | 962 | 98.3  | 5,446 |  |  |  |  |

\*The Pennsylvania Youth Survey (PAYS) was significantly revised from 2021 to 2023. Trend data are reported in this report when the data are comparable. When cells include an "n/a" notation, it means the question was either not asked in a previous administration or the question was revised in a way that the 2023 data are not directly comparable. Please note that any question with an \* at the end designates a question and/or response option that was part of this 2023 survey revision. Please see Appendix B of your Profile Report for a description of changes

## Other Concerning Behaviors

| Question  | Response      | County 2019 |     |     |     |      |     |      |     |       |     | County 2021 |     |     |     |      |     |      |     |       |     | County 2023 |     |     |     |      |     |      |     |       |      |       |       |       |       |       |       |      |      |       |       |
|---|---------------|-------------|-----|-----|-----|------|-----|------|-----|-------|-----|-------------|-----|-----|-----|------|-----|------|-----|-------|-----|-------------|-----|-----|-----|------|-----|------|-----|-------|------|-------|-------|-------|-------|-------|-------|------|------|-------|-------|
|   |               | 6th         |     | 8th |     | 10th |     | 12th |     | Total |     | 6th         |     | 8th |     | 10th |     | 12th |     | Total |     | 6th         |     | 8th |     | 10th |     | 12th |     | Total |      |       |       |       |       |       |       |      |      |       |       |
|   |               | %           | n   | %   | n   | %    | n   | %    | n   | %     | n   | %           | n   | %   | n   | %    | n   | %    | n   | %     | n   | %           | n   | %   | n   | %    | n   | %    | n   | %     | n    |       |       |       |       |       |       |      |      |       |       |
| How many times in the past 12 months have you:                  |               |             |     |     |     |      |     |      |     |       |     |             |     |     |     |      |     |      |     |       |     |             |     |     |     |      |     |      |     |       |      |       |       |       |       |       |       |      |      |       |       |
| Attacked someone with the idea of seriously hurting them?*      | Never         | n/a         | n/a | n/a | n/a | n/a  | n/a | n/a  | n/a | n/a   | n/a | n/a         | n/a | n/a | n/a | n/a  | n/a | n/a  | n/a | n/a   | n/a | n/a         | n/a | n/a | n/a | n/a  | n/a | n/a  | n/a | n/a   | n/a  | 89.5  | 1,461 | 89.5  | 1,443 | 94.2  | 1,180 | 95.2 | 936  | 91.6  | 5,020 |
|   | Once or twice | n/a         | n/a | n/a | n/a | n/a  | n/a | n/a  | n/a | n/a   | n/a | n/a         | n/a | n/a | n/a | n/a  | n/a | n/a  | n/a | n/a   | n/a | n/a         | n/a | n/a | n/a | n/a  | n/a | n/a  | n/a | n/a   | n/a  | 8.3   | 135   | 8.3   | 134   | 5.0   | 63    | 4.1  | 40   | 6.8   | 372   |
|   | Several times | n/a         | n/a | n/a | n/a | n/a  | n/a | n/a  | n/a | n/a   | n/a | n/a         | n/a | n/a | n/a | n/a  | n/a | n/a  | n/a | n/a   | n/a | n/a         | n/a | n/a | n/a | n/a  | n/a | n/a  | n/a | n/a   | 1.8  | 29    | 1.5   | 24    | 0.7   | 9     | 0.5   | 5    | 1.2  | 67    |       |
|   | Often         | n/a         | n/a | n/a | n/a | n/a  | n/a | n/a  | n/a | n/a   | n/a | n/a         | n/a | n/a | n/a | n/a  | n/a | n/a  | n/a | n/a   | n/a | n/a         | n/a | n/a | n/a | n/a  | n/a | n/a  | n/a | n/a   | 0.4  | 7     | 0.7   | 11    | 0.0   | 0     | 0.2   | 2    | 0.4  | 20    |       |
| How many times in the past 12 months have you:                  |               |             |     |     |     |      |     |      |     |       |     |             |     |     |     |      |     |      |     |       |     |             |     |     |     |      |     |      |     |       |      |       |       |       |       |       |       |      |      |       |       |
| Been arrested?*   | Never         | n/a         | n/a | n/a | n/a | n/a  | n/a | n/a  | n/a | n/a   | n/a | n/a         | n/a | n/a | n/a | n/a  | n/a | n/a  | n/a | n/a   | n/a | n/a         | n/a | n/a | n/a | n/a  | n/a | n/a  | n/a | n/a   | 99.0 | 1,614 | 97.5  | 1,560 | 98.8  | 1,237 | 98.1  | 966  | 98.4 | 5,377 |       |
|   | Once or twice | n/a         | n/a | n/a | n/a | n/a  | n/a | n/a  | n/a | n/a   | n/a | n/a         | n/a | n/a | n/a | n/a  | n/a | n/a  | n/a | n/a   | n/a | n/a         | n/a | n/a | n/a | n/a  | n/a | n/a  | n/a | n/a   | 0.7  | 12    | 1.9   | 31    | 1.0   | 12    | 1.6   | 16   | 1.3  | 71    |       |
|   | Several times | n/a         | n/a | n/a | n/a | n/a  | n/a | n/a  | n/a | n/a   | n/a | n/a         | n/a | n/a | n/a | n/a  | n/a | n/a  | n/a | n/a   | n/a | n/a         | n/a | n/a | n/a | n/a  | n/a | n/a  | n/a | n/a   | 0.1  | 1     | 0.3   | 5     | 0.2   | 2     | 0.2   | 2    | 0.2  | 10    |       |
|   | Often         | n/a         | n/a | n/a | n/a | n/a  | n/a | n/a  | n/a | n/a   | n/a | n/a         | n/a | n/a | n/a | n/a  | n/a | n/a  | n/a | n/a   | n/a | n/a         | n/a | n/a | n/a | n/a  | n/a | n/a  | n/a | n/a   | 0.2  | 3     | 0.3   | 4     | 0.1   | 1     | 0.1   | 1    | 0.2  | 9     |       |
| How many times in the past 12 months have you:                  |               |             |     |     |     |      |     |      |     |       |     |             |     |     |     |      |     |      |     |       |     |             |     |     |     |      |     |      |     |       |      |       |       |       |       |       |       |      |      |       |       |
| Been drunk or high at school?*                                  | Never         | n/a         | n/a | n/a | n/a | n/a  | n/a | n/a  | n/a | n/a   | n/a | n/a         | n/a | n/a | n/a | n/a  | n/a | n/a  | n/a | n/a   | n/a | n/a         | n/a | n/a | n/a | n/a  | n/a | n/a  | n/a | n/a   | 99.0 | 1,613 | 96.0  | 1,542 | 95.2  | 1,190 | 91.6  | 898  | 95.9 | 5,243 |       |
|   | Once or twice | n/a         | n/a | n/a | n/a | n/a  | n/a | n/a  | n/a | n/a   | n/a | n/a         | n/a | n/a | n/a | n/a  | n/a | n/a  | n/a | n/a   | n/a | n/a         | n/a | n/a | n/a | n/a  | n/a | n/a  | n/a | n/a   | 0.6  | 9     | 2.7   | 43    | 2.8   | 35    | 4.5   | 44   | 2.4  | 131   |       |
|   | Several times | n/a         | n/a | n/a | n/a | n/a  | n/a | n/a  | n/a | n/a   | n/a | n/a         | n/a | n/a | n/a | n/a  | n/a | n/a  | n/a | n/a   | n/a | n/a         | n/a | n/a | n/a | n/a  | n/a | n/a  | n/a | n/a   | 0.2  | 4     | 0.7   | 11    | 1.4   | 18    | 1.8   | 18   | 0.9  | 51    |       |
|   | Often         | n/a         | n/a | n/a | n/a | n/a  | n/a | n/a  | n/a | n/a   | n/a | n/a         | n/a | n/a | n/a | n/a  | n/a | n/a  | n/a | n/a   | n/a | n/a         | n/a | n/a | n/a | n/a  | n/a | n/a  | n/a | n/a   | 0.2  | 3     | 0.6   | 10    | 0.6   | 7     | 2.0   | 20   | 0.7  | 40    |       |
| How many times in the past 12 months have you:                  |               |             |     |     |     |      |     |      |     |       |     |             |     |     |     |      |     |      |     |       |     |             |     |     |     |      |     |      |     |       |      |       |       |       |       |       |       |      |      |       |       |
| Been suspended from school?*                                    | Never         | n/a         | n/a | n/a | n/a | n/a  | n/a | n/a  | n/a | n/a   | n/a | n/a         | n/a | n/a | n/a | n/a  | n/a | n/a  | n/a | n/a   | n/a | n/a         | n/a | n/a | n/a | n/a  | n/a | n/a  | n/a | n/a   | 90.0 | 1,465 | 84.2  | 1,342 | 92.8  | 1,154 | 93.4  | 915  | 89.6 | 4,876 |       |
|   | Once or twice | n/a         | n/a | n/a | n/a | n/a  | n/a | n/a  | n/a | n/a   | n/a | n/a         | n/a | n/a | n/a | n/a  | n/a | n/a  | n/a | n/a   | n/a | n/a         | n/a | n/a | n/a | n/a  | n/a | n/a  | n/a | n/a   | 8.1  | 131   | 12.0  | 191   | 5.9   | 74    | 5.6   | 55   | 8.3  | 451   |       |
|   | Several times | n/a         | n/a | n/a | n/a | n/a  | n/a | n/a  | n/a | n/a   | n/a | n/a         | n/a | n/a | n/a | n/a  | n/a | n/a  | n/a | n/a   | n/a | n/a         | n/a | n/a | n/a | n/a  | n/a | n/a  | n/a | n/a   | 1.5  | 24    | 2.8   | 45    | 1.0   | 13    | 1.0   | 10   | 1.7  | 92    |       |
|   | Often         | n/a         | n/a | n/a | n/a | n/a  | n/a | n/a  | n/a | n/a   | n/a | n/a         | n/a | n/a | n/a | n/a  | n/a | n/a  | n/a | n/a   | n/a | n/a         | n/a | n/a | n/a | n/a  | n/a | n/a  | n/a | n/a   | 0.4  | 7     | 1.0   | 16    | 0.2   | 3     | 0.0   | 0    | 0.5  | 26    |       |
| How many times in the past 12 months have you:                  |               |             |     |     |     |      |     |      |     |       |     |             |     |     |     |      |     |      |     |       |     |             |     |     |     |      |     |      |     |       |      |       |       |       |       |       |       |      |      |       |       |
| Sold substances such as vapes, alcohol, drugs, or medications?* | Never         | n/a         | n/a | n/a | n/a | n/a  | n/a | n/a  | n/a | n/a   | n/a | n/a         | n/a | n/a | n/a | n/a  | n/a | n/a  | n/a | n/a   | n/a | n/a         | n/a | n/a | n/a | n/a  | n/a | n/a  | n/a | n/a   | 98.7 | 1,608 | 97.6  | 1,564 | 98.2  | 1,226 | 96.5  | 948  | 97.9 | 5,346 |       |
|   | Once or twice | n/a         | n/a | n/a | n/a | n/a  | n/a | n/a  | n/a | n/a   | n/a | n/a         | n/a | n/a | n/a | n/a  | n/a | n/a  | n/a | n/a   | n/a | n/a         | n/a | n/a | n/a | n/a  | n/a | n/a  | n/a | n/a   | 0.9  | 15    | 1.5   | 24    | 0.8   | 10    | 2.3   | 23   | 1.3  | 72    |       |
|   | Several times | n/a         | n/a | n/a | n/a | n/a  | n/a | n/a  | n/a | n/a   | n/a | n/a         | n/a | n/a | n/a | n/a  | n/a | n/a  | n/a | n/a   | n/a | n/a         | n/a | n/a | n/a | n/a  | n/a | n/a  | n/a | n/a   | 0.2  | 3     | 0.4   | 7     | 0.8   | 10    | 1.1   | 11   | 0.6  | 31    |       |
|   | Often         | n/a         | n/a | n/a | n/a | n/a  | n/a | n/a  | n/a | n/a   | n/a | n/a         | n/a | n/a | n/a | n/a  | n/a | n/a  | n/a | n/a   | n/a | n/a         | n/a | n/a | n/a | n/a  | n/a | n/a  | n/a | n/a   | 0.2  | 4     | 0.4   | 7     | 0.2   | 3     | 0.0   | 0    | 0.3  | 14    |       |

\*The Pennsylvania Youth Survey (PAYS) was significantly revised from 2021 to 2023. Trend data are reported in this report when the data are comparable. When cells include an "n/a" notation, it means the question was either not asked in a previous administration or the question was revised in a way that the 2023 data are not directly comparable. Please note that any question with an \* at the end designates a question and/or response option that was part of this 2023 survey revision. Please see Appendix B of your Profile Report for a description of changes

## Community and School Climate and Safety: Bullying, Internet Safety and Abuse

| Question  | Response                      | County 2019 |       |      |       |      |     |      |     |       |       | County 2021 |       |      |       |      |       |      |     |       |       | County 2023 |       |      |       |      |       |      |     |       |       |
|---|-------------------------------|-------------|-------|------|-------|------|-----|------|-----|-------|-------|-------------|-------|------|-------|------|-------|------|-----|-------|-------|-------------|-------|------|-------|------|-------|------|-----|-------|-------|
|   |                               | 6th         |       | 8th  |       | 10th |     | 12th |     | Total |       | 6th         |       | 8th  |       | 10th |       | 12th |     | Total |       | 6th         |       | 8th  |       | 10th |       | 12th |     | Total |       |
|   |                               | %           | n     | %    | n     | %    | n   | %    | n   | %     | n     | %           | n     | %    | n     | %    | n     | %    | n   | %     | n     | %           | n     | %    | n     | %    | n     | %    | n   | %     | n     |
| Have you stayed home from school this year because you were worried about being bullied?  | NO!                           | 76.2        | 1,121 | 74.6 | 1,071 | 74.6 | 844 | 81.0 | 824 | 76.3  | 3,860 | 70.8        | 1,100 | 71.1 | 1,275 | 71.3 | 899   | 79.5 | 803 | 72.6  | 4,077 | 66.0        | 1,078 | 69.8 | 1,098 | 74.0 | 919   | 77.2 | 750 | 70.9  | 3,845 |
|   | no                            | 18.4        | 271   | 19.6 | 281   | 21.8 | 247 | 14.7 | 149 | 18.8  | 948   | 24.7        | 384   | 24.4 | 437   | 24.3 | 306   | 16.7 | 169 | 23.1  | 1,296 | 26.3        | 430   | 22.2 | 350   | 20.8 | 258   | 18.7 | 182 | 22.5  | 1,220 |
|   | yes                           | 3.6         | 53    | 3.7  | 53    | 2.7  | 30  | 2.7  | 27  | 3.2   | 163   | 2.8         | 44    | 3.1  | 55    | 2.7  | 34    | 2.8  | 28  | 2.9   | 161   | 4.8         | 79    | 5.7  | 90    | 3.5  | 44    | 2.9  | 28  | 4.4   | 241   |
|   | YES!                          | 1.8         | 26    | 2.2  | 31    | 1.0  | 11  | 1.7  | 17  | 1.7   | 85    | 1.6         | 25    | 1.5  | 27    | 1.7  | 21    | 1.0  | 10  | 1.5   | 83    | 2.9         | 47    | 2.3  | 36    | 1.7  | 21    | 1.2  | 12  | 2.1   | 116   |
| Do adults at your school stop bullying when they see/hear it or when a student tells them about it?   | NO!                           | 18.0        | 259   | 25.9 | 368   | 23.5 | 265 | 31.2 | 316 | 24.1  | 1,208 | 15.2        | 231   | 18.0 | 321   | 26.1 | 325   | 29.5 | 295 | 21.1  | 1,172 | 13.8        | 220   | 19.6 | 305   | 19.1 | 234   | 20.5 | 197 | 17.9  | 956   |
|   | no                            | 13.0        | 187   | 20.5 | 292   | 26.8 | 303 | 24.8 | 251 | 20.6  | 1,033 | 12.2        | 185   | 21.9 | 391   | 28.7 | 358   | 27.7 | 277 | 21.8  | 1,211 | 15.4        | 246   | 22.3 | 348   | 25.3 | 310   | 26.4 | 254 | 21.7  | 1,158 |
|   | yes                           | 29.8        | 429   | 36.4 | 518   | 38.3 | 432 | 32.9 | 333 | 34.2  | 1,712 | 35.5        | 539   | 41.4 | 738   | 35.6 | 443   | 35.1 | 351 | 37.3  | 2,071 | 37.0        | 591   | 40.3 | 628   | 42.0 | 514   | 40.3 | 387 | 39.7  | 2,120 |
|   | YES!                          | 39.2        | 565   | 17.2 | 245   | 11.4 | 129 | 11.1 | 112 | 21.0  | 1,051 | 37.1        | 563   | 18.7 | 334   | 9.6  | 120   | 7.7  | 77  | 19.7  | 1,094 | 33.8        | 539   | 17.9 | 279   | 13.6 | 167   | 12.8 | 123 | 20.7  | 1,108 |
| Have you have been bullied during the past 12 months.*  | No                            | 66.6        | 942   | 69.8 | 985   | 74.2 | 844 | 79.5 | 809 | 71.9  | 3,580 | 73.4        | 1,136 | 75.8 | 1,369 | 79.7 | 1,009 | 84.0 | 852 | 77.5  | 4,366 | 66.4        | 1,087 | 70.9 | 1,121 | 79.3 | 990   | 83.0 | 813 | 73.7  | 4,011 |
|   | Yes, very rarely              | 15.8        | 223   | 13.9 | 196   | 11.0 | 125 | 10.4 | 106 | 13.0  | 650   | 13.1        | 203   | 12.2 | 220   | 9.6  | 121   | 7.0  | 71  | 10.9  | 615   | 15.6        | 256   | 13.2 | 209   | 9.8  | 122   | 7.1  | 70  | 12.1  | 657   |
|   | Yes, now and then             | 10.5        | 149   | 9.3  | 132   | 9.1  | 104 | 5.5  | 56  | 8.9   | 441   | 7.9         | 122   | 7.7  | 139   | 7.0  | 88    | 5.9  | 60  | 7.3   | 409   | 9.2         | 151   | 8.9  | 140   | 5.8  | 73    | 5.3  | 52  | 7.6   | 416   |
|   | Yes, several times per month  | 2.8         | 39    | 2.7  | 38    | 1.9  | 22  | 2.1  | 21  | 2.4   | 120   | 1.9         | 29    | 1.8  | 33    | 1.6  | 20    | 2.0  | 20  | 1.8   | 102   | 2.9         | 48    | 2.3  | 36    | 2.4  | 30    | 2.6  | 25  | 2.6   | 139   |
|   | Yes, several times per week   | 1.5         | 21    | 2.1  | 29    | 2.1  | 24  | 0.9  | 9   | 1.7   | 83    | 1.3         | 20    | 1.5  | 27    | 1.3  | 17    | 0.7  | 7   | 1.3   | 71    | 1.7         | 28    | 2.3  | 37    | 1.5  | 19    | 1.3  | 13  | 1.8   | 97    |
|   | Yes, almost daily             | 2.9         | 41    | 2.3  | 32    | 1.6  | 18  | 1.7  | 17  | 2.2   | 108   | 2.5         | 38    | 1.1  | 19    | 0.9  | 11    | 0.4  | 4   | 1.3   | 72    | 4.0         | 66    | 2.4  | 38    | 1.1  | 14    | 0.7  | 7   | 2.3   | 125   |
| If you have been bullied in any way in the past 12 months, where were you bullied? (Please note that in the 2021/2023 PAYS, if a student marked that they had not been bullied in the past year to the question "Please state whether you have been bullied during the past 12 months" they were coded as I was not bullied for this question)* | I was not bullied             | 68.3        | 983   | 70.0 | 1,001 | 75.0 | 841 | 81.0 | 820 | 72.9  | 3,645 | 76.9        | 1,178 | 77.9 | 1,398 | 81.5 | 1,027 | 85.5 | 864 | 79.8  | 4,467 | 69.8        | 1,121 | 74.5 | 1,162 | 80.7 | 1,002 | 84.0 | 822 | 76.2  | 4,107 |
|   | On school property            | 25.2        | 362   | 25.6 | 366   | 19.9 | 223 | 14.3 | 145 | 21.9  | 1,096 | 15.9        | 243   | 15.9 | 285   | 12.5 | 157   | 9.7  | 98  | 14.0  | 783   | 24.4        | 392   | 22.3 | 348   | 16.1 | 200   | 13.1 | 128 | 19.8  | 1,068 |
|   | At a school-sponsored event   | 3.4         | 49    | 3.6  | 51    | 4.2  | 47  | 3.6  | 36  | 3.7   | 183   | 1.2         | 19    | 1.1  | 20    | 2.9  | 37    | 2.7  | 27  | 1.8   | 103   | 1.9         | 31    | 2.8  | 43    | 3.3  | 41    | 3.2  | 31  | 2.7   | 146   |
|   | While going to or from school | 6.5         | 93    | 5.3  | 76    | 3.0  | 34  | 2.6  | 26  | 4.6   | 229   | 5.4         | 82    | 3.6  | 65    | 3.3  | 42    | 2.0  | 20  | 3.7   | 209   | 7.0         | 113   | 5.1  | 79    | 2.7  | 33    | 1.9  | 19  | 4.5   | 244   |
|   | In the community              | 5.8         | 83    | 5.9  | 84    | 6.2  | 69  | 5.4  | 55  | 5.8   | 291   | 4.3         | 66    | 4.1  | 74    | 5.7  | 72    | 4.8  | 49  | 4.7   | 261   | 3.2         | 52    | 2.9  | 46    | 2.6  | 32    | 2.9  | 28  | 2.9   | 158   |
|   | At home                       | 6.1         | 88    | 7.1  | 102   | 7.4  | 83  | 5.8  | 59  | 6.6   | 332   | 8.5         | 130   | 7.5  | 134   | 6.4  | 81    | 5.1  | 52  | 7.1   | 397   | 3.9         | 62    | 2.4  | 38    | 2.1  | 26    | 2.9  | 28  | 2.9   | 154   |
|   | Online, social media, phone   | n/a         | n/a   | n/a  | n/a   | n/a  | n/a | n/a  | n/a | n/a   | n/a   | n/a         | n/a   | n/a  | n/a   | n/a  | n/a   | n/a  | n/a | n/a   | n/a   | n/a         | 10.3  | 165  | 8.7   | 135  | 8.1   | 100  | 8.2 | 80    | 8.9   |

\*The Pennsylvania Youth Survey (PAYS) was significantly revised from 2021 to 2023. Trend data are reported in this report when the data are comparable. When cells include an "n/a" notation, it means the question was either not asked in a previous administration or the question was revised in a way that the 2023 data are not directly comparable. Please note that any question with an \* at the end designates a question and/or response option that was part of this 2023 survey revision. Please see Appendix B of your Profile Report for a description of changes

## Community and School Climate and Safety: Bullying, Internet Safety and Abuse (continued)

| Question   | Response   | County 2019 |       |      |       |      |     |      |      |       |       | County 2021 |       |      |       |      |       |      |     |       |       | County 2023 |       |      |       |      |       |      |     |       |       |
|--|--|-------------|-------|------|-------|------|-----|------|------|-------|-------|-------------|-------|------|-------|------|-------|------|-----|-------|-------|-------------|-------|------|-------|------|-------|------|-----|-------|-------|
|  |  | 6th         |       | 8th  |       | 10th |     | 12th |      | Total |       | 6th         |       | 8th  |       | 10th |       | 12th |     | Total |       | 6th         |       | 8th  |       | 10th |       | 12th |     | Total |       |
|  |  | %           | n     | %    | n     | %    | n   | %    | n    | %     | n     | %           | n     | %    | n     | %    | n     | %    | n   | %     | n     | %           | n     | %    | n     | %    | n     | %    | n   | %     | n     |
| If you have been bullied in the past 12 months by other students, why were you bullied? (Please note the data reported here are of ALL students. Profile reports produced for PAYS report these data only of students who reported being bullied in the past year. Because these data are of ALL students, the numbers and percentages here will not align with the data presented in your profile report. Further note that in the 2021/2023 PAYS, if a student marked that they had not been bullied in the past year to the question "Please state whether you have been bullied during the past 12 months" they were coded as I have not been made fun of by other students for this question) | I have not been made fun of by other students                        | 64.0        | 884   | 66.0 | 903   | 71.3 | 772 | 78.4 | 763  | 69.1  | 3,322 | 77.5        | 1,183 | 78.3 | 1,406 | 82.4 | 1,036 | 85.5 | 864 | 80.3  | 4,489 | 70.5        | 1,121 | 74.0 | 1,151 | 81.0 | 1,005 | 84.4 | 825 | 76.5  | 4,102 |
|  | I don't know why   | 14.6        | 202   | 11.8 | 162   | 9.0  | 97  | 5.5  | 54   | 10.7  | 515   | 7.3         | 111   | 6.1  | 109   | 5.3  | 67    | 4.5  | 45  | 5.9   | 332   | 11.4        | 182   | 7.6  | 118   | 5.6  | 69    | 4.4  | 43  | 7.7   | 412   |
|  | The color of my skin   | 3.5         | 49    | 3.6  | 49    | 3.4  | 37  | 2.5  | 24   | 3.3   | 159   | 2.4         | 36    | 1.6  | 29    | 1.7  | 22    | 1.3  | 13  | 1.8   | 100   | 3.6         | 57    | 3.2  | 49    | 1.5  | 18    | 0.9  | 9   | 2.5   | 133   |
|  | My religion  | 2.2         | 30    | 1.3  | 18    | 2.0  | 22  | 1.7  | 17   | 1.8   | 87    | 1.0         | 15    | 1.3  | 23    | 1.4  | 17    | 1.1  | 11  | 1.2   | 66    | 2.1         | 34    | 1.4  | 22    | 0.8  | 10    | 0.7  | 7   | 1.4   | 73    |
|  | My size (height, weight, etc.)                                       | 13.7        | 189   | 12.7 | 174   | 9.2  | 100 | 6.3  | 61   | 10.9  | 524   | 8.6         | 131   | 8.5  | 152   | 6.8  | 85    | 5.6  | 57  | 7.6   | 425   | 11.8        | 187   | 9.9  | 154   | 6.6  | 82    | 4.5  | 44  | 8.7   | 467   |
|  | My accent  | 1.2         | 17    | 1.1  | 15    | 1.2  | 13  | 1.5  | 15   | 1.2   | 60    | 0.8         | 12    | 0.5  | 9     | 1.4  | 18    | 0.4  | 4   | 0.8   | 43    | 0.7         | 11    | 0.5  | 7     | 0.6  | 7     | 0.7  | 7   | 0.6   | 32    |
|  | The country I was born in  | 0.8         | 11    | 1.5  | 20    | 1.8  | 19  | 1.2  | 12   | 1.3   | 62    | 1.2         | 19    | 0.5  | 9     | 1.0  | 12    | 0.1  | 1   | 0.7   | 41    | 1.3         | 21    | 1.0  | 15    | 0.2  | 3     | 0.5  | 5   | 0.8   | 44    |
|  | The country my family (parents/caregivers, grandparents) was born in | 1.8         | 25    | 2.0  | 28    | 1.8  | 20  | 0.7  | 7    | 1.7   | 80    | 1.0         | 16    | 0.6  | 10    | 1.0  | 12    | 0.7  | 7   | 0.8   | 45    | 1.6         | 26    | 1.2  | 18    | 0.5  | 6     | 0.5  | 5   | 1.0   | 55    |
|  | The way I look (clothing, hairstyle, etc.)                           | 16.7        | 231   | 16.6 | 227   | 11.5 | 125 | 9.2  | 90   | 14.0  | 673   | 10.5        | 160   | 11.5 | 206   | 8.7  | 110   | 5.9  | 60  | 9.6   | 536   | 14.7        | 234   | 12.3 | 191   | 8.9  | 110   | 6.9  | 67  | 11.2  | 602   |
|  | How much money my family has or does not have                        | 4.2         | 58    | 4.2  | 58    | 4.2  | 46  | 2.8  | 27   | 3.9   | 189   | 2.5         | 38    | 1.1  | 20    | 2.1  | 26    | 1.6  | 16  | 1.8   | 100   | 2.4         | 38    | 2.0  | 31    | 1.1  | 14    | 1.6  | 16  | 1.8   | 99    |
|  | My gender  | 1.9         | 26    | 2.3  | 32    | 2.6  | 28  | 1.6  | 16   | 2.1   | 102   | 3.3         | 50    | 3.0  | 54    | 2.1  | 27    | 1.5  | 15  | 2.6   | 146   | 2.9         | 46    | 2.1  | 33    | 2.5  | 31    | 2.6  | 25  | 2.5   | 135   |
|  | My grades or school achievement                                      | 4.3         | 60    | 4.7  | 64    | 3.6  | 39  | 3.4  | 33   | 4.1   | 196   | 1.8         | 27    | 1.9  | 34    | 2.7  | 34    | 1.7  | 17  | 2.0   | 112   | 3.4         | 54    | 2.8  | 44    | 1.6  | 20    | 1.6  | 16  | 2.5   | 134   |
|  | My social standing   | 2.7         | 38    | 6.5  | 89    | 5.9  | 64  | 6.0  | 58   | 5.2   | 249   | 2.7         | 41    | 3.8  | 69    | 4.8  | 60    | 4.2  | 42  | 3.8   | 212   | 2.8         | 44    | 4.0  | 62    | 4.3  | 53    | 4.1  | 40  | 3.7   | 199   |
|  | Social conflict  | 2.5         | 34    | 4.8  | 66    | 5.1  | 55  | 4.3  | 42   | 4.1   | 197   | 2.2         | 33    | 2.3  | 41    | 4.2  | 53    | 4.3  | 43  | 3.0   | 170   | 2.0         | 32    | 2.2  | 34    | 3.5  | 43    | 4.7  | 46  | 2.9   | 155   |
|  | My sexual-orientation  | 3.0         | 41    | 4.2  | 58    | 4.3  | 47  | 2.8  | 27   | 3.6   | 173   | 2.9         | 45    | 4.1  | 73    | 3.8  | 48    | 1.7  | 17  | 3.3   | 183   | 1.4         | 22    | 3.0  | 46    | 3.6  | 45    | 2.9  | 28  | 2.6   | 141   |
|  | I have a disability (learning or physical disability)                | 1.4         | 20    | 1.5  | 21    | 2.0  | 22  | 1.5  | 15   | 1.6   | 78    | 1.4         | 22    | 1.6  | 28    | 1.4  | 17    | 1.5  | 15  | 1.5   | 82    | 1.2         | 19    | 1.4  | 22    | 1.3  | 16    | 1.7  | 17  | 1.4   | 74    |
| Some other reason  | 16.5   | 228         | 13.7  | 187  | 11.0  | 119  | 7.6 | 74   | 12.7 | 608   | 9.8   | 149         | 8.0   | 143  | 6.1   | 77   | 5.7   | 58   | 7.6 | 427   | 9.8   | 156         | 8.4   | 131  | 5.8   | 72   | 4.2   | 41   | 7.5 | 400   |       |
| If you were hurt or abused by another person in the past 12 months, how were you hurt or abused? (Please note that because this question did not include a response option for "not abused," these numbers and percentages reflect only students who reported past-year abuse)*  | Physical injury  | 28.7        | 163   | 25.4 | 140   | 18.5 | 69  | 17.1 | 51   | 23.6  | 423   | 24.4        | 134   | 19.2 | 122   | 20.0 | 74    | 15.3 | 39  | 20.4  | 369   | 26.0        | 179   | 21.9 | 117   | 15.7 | 60    | 14.9 | 42  | 21.1  | 398   |
|  | Threats  | 21.5        | 122   | 22.7 | 125   | 20.9 | 78  | 18.1 | 54   | 21.2  | 379   | 30.5        | 168   | 21.8 | 138   | 25.9 | 96    | 21.6 | 55  | 25.3  | 457   | 28.0        | 193   | 22.6 | 121   | 27.3 | 104   | 22.1 | 62  | 25.5  | 480   |
|  | Emotional abuse, insults, name-calling                               | 50.4        | 286   | 58.1 | 320   | 63.3 | 236 | 62.8 | 187  | 57.5  | 1,029 | 54.4        | 299   | 61.8 | 392   | 72.4 | 268   | 72.5 | 185 | 63.2  | 1,144 | 58.6        | 404   | 66.0 | 353   | 66.1 | 252   | 73.0 | 205 | 64.4  | 1,214 |
|  | Isolation from friends and family                                    | 6.7         | 38    | 8.5  | 47    | 19.6 | 73  | 14.4 | 43   | 11.2  | 201   | 7.6         | 42    | 11.7 | 74    | 20.5 | 76    | 17.6 | 45  | 13.1  | 237   | 7.0         | 48    | 8.8  | 47    | 13.6 | 52    | 18.1 | 51  | 10.5  | 198   |
|  | Control of what you were wearing                                     | 3.5         | 20    | 7.6  | 42    | 7.2  | 27  | 11.1 | 33   | 6.8   | 122   | 12.7        | 70    | 13.9 | 88    | 16.5 | 61    | 11.0 | 28  | 13.7  | 247   | 9.7         | 67    | 11.0 | 59    | 12.6 | 48    | 10.3 | 29  | 10.8  | 203   |
|  | Control of who you socialized with                                   | 6.3         | 36    | 11.6 | 64    | 16.4 | 61  | 15.1 | 45   | 11.5  | 206   | 8.4         | 46    | 13.9 | 88    | 17.0 | 63    | 15.7 | 40  | 13.1  | 237   | 9.7         | 67    | 14.2 | 76    | 20.7 | 79    | 18.5 | 52  | 14.5  | 274   |
|  | Other injury or abuse  | 13.9        | 79    | 13.4 | 74    | 11.5 | 43  | 13.1 | 39   | 13.1  | 235   | 13.1        | 72    | 11.8 | 75    | 12.2 | 45    | 14.1 | 36  | 12.6  | 228   | 10.6        | 73    | 11.6 | 62    | 11.8 | 45    | 12.1 | 34  | 11.3  | 214   |
| In the past 12 months, did anyone on the Internet ever try to get you to talk online about sex, look at sexual pictures, or do something else sexual?  | Yes  | 8.9         | 125   | 20.4 | 287   | 35.0 | 390 | 27.2 | 271  | 21.8  | 1,073 | 11.5        | 175   | 19.4 | 344   | 27.0 | 338   | 26.8 | 268 | 20.3  | 1,125 | 9.1         | 145   | 14.1 | 220   | 20.5 | 253   | 19.3 | 185 | 15.0  | 803   |
|  | No   | 91.1        | 1,287 | 79.6 | 1,120 | 65.0 | 723 | 72.8 | 726  | 78.2  | 3,856 | 88.5        | 1,348 | 80.6 | 1,433 | 73.0 | 912   | 73.2 | 732 | 79.7  | 4,425 | 90.9        | 1,456 | 85.9 | 1,337 | 79.5 | 979   | 80.7 | 776 | 85.0  | 4,548 |

\*The Pennsylvania Youth Survey (PAYS) was significantly revised from 2021 to 2023. Trend data are reported in this report when the data are comparable. When cells include an "n/a" notation, it means the question was either not asked in a previous administration or the question was revised in a way that the 2023 data are not directly comparable. Please note that any question with an \* at the end designates a question and/or response option that was part of this 2023 survey revision. Please see Appendix B of your Profile Report for a description of changes

## Community and School Climate and Safety: Violence and Drugs on School Property

| Question   | Response      | County 2019 |     |     |     |      |     |      |     |       |     | County 2021 |     |     |     |      |     |      |     |       |     | County 2023 |     |     |     |      |     |      |     |       |     |     |     |      |       |       |       |       |       |       |      |      |       |       |
|--|---------------|-------------|-----|-----|-----|------|-----|------|-----|-------|-----|-------------|-----|-----|-----|------|-----|------|-----|-------|-----|-------------|-----|-----|-----|------|-----|------|-----|-------|-----|-----|-----|------|-------|-------|-------|-------|-------|-------|------|------|-------|-------|
|  |               | 6th         |     | 8th |     | 10th |     | 12th |     | Total |     | 6th         |     | 8th |     | 10th |     | 12th |     | Total |     | 6th         |     | 8th |     | 10th |     | 12th |     | Total |     |     |     |      |       |       |       |       |       |       |      |      |       |       |
|  |               | %           | n   | %   | n   | %    | n   | %    | n   | %     | n   | %           | n   | %   | n   | %    | n   | %    | n   | %     | n   | %           | n   | %   | n   | %    | n   | %    | n   | %     | n   |     |     |      |       |       |       |       |       |       |      |      |       |       |
| In the past 12 months, how often have you:   |               |             |     |     |     |      |     |      |     |       |     |             |     |     |     |      |     |      |     |       |     |             |     |     |     |      |     |      |     |       |     |     |     |      |       |       |       |       |       |       |      |      |       |       |
| Been threatened to be hit or beaten up on school property?*                              | Never         | n/a         | n/a | n/a | n/a | n/a  | n/a | n/a  | n/a | n/a   | n/a | n/a         | n/a | n/a | n/a | n/a  | n/a | n/a  | n/a | n/a   | n/a | n/a         | n/a | n/a | n/a | n/a  | n/a | n/a  | n/a | n/a   | n/a | n/a | n/a | n/a  | 74.6  | 1,257 | 76.7  | 1,253 | 85.7  | 1,083 | 88.1 | 866  | 80.1  | 4,459 |
|  | Once or twice | n/a         | n/a | n/a | n/a | n/a  | n/a | n/a  | n/a | n/a   | n/a | n/a         | n/a | n/a | n/a | n/a  | n/a | n/a  | n/a | n/a   | n/a | n/a         | n/a | n/a | n/a | n/a  | n/a | n/a  | n/a | n/a   | n/a | n/a | n/a | 19.3 | 325   | 17.9  | 293   | 11.0  | 139   | 9.3   | 91   | 15.2 | 848   |       |
|  | Several times | n/a         | n/a | n/a | n/a | n/a  | n/a | n/a  | n/a | n/a   | n/a | n/a         | n/a | n/a | n/a | n/a  | n/a | n/a  | n/a | n/a   | n/a | n/a         | n/a | n/a | n/a | n/a  | n/a | n/a  | n/a | n/a   | n/a | n/a | 4.2 | 70   | 3.6   | 59    | 2.5   | 31    | 1.9   | 19    | 3.2  | 179  |       |       |
|  | Often         | n/a         | n/a | n/a | n/a | n/a  | n/a | n/a  | n/a | n/a   | n/a | n/a         | n/a | n/a | n/a | n/a  | n/a | n/a  | n/a | n/a   | n/a | n/a         | n/a | n/a | n/a | n/a  | n/a | n/a  | n/a | n/a   | n/a | n/a | 2.0 | 34   | 1.8   | 29    | 0.8   | 10    | 0.7   | 7     | 1.4  | 80   |       |       |
| In the past 12 months, how often have you:   |               |             |     |     |     |      |     |      |     |       |     |             |     |     |     |      |     |      |     |       |     |             |     |     |     |      |     |      |     |       |     |     |     |      |       |       |       |       |       |       |      |      |       |       |
| Been attacked and hit by someone or beaten up on school property?*                       | Never         | n/a         | n/a | n/a | n/a | n/a  | n/a | n/a  | n/a | n/a   | n/a | n/a         | n/a | n/a | n/a | n/a  | n/a | n/a  | n/a | n/a   | n/a | n/a         | n/a | n/a | n/a | n/a  | n/a | n/a  | n/a | n/a   | n/a | n/a | n/a | 86.7 | 1,450 | 88.0  | 1,432 | 94.1  | 1,180 | 96.1  | 948  | 90.4 | 5,010 |       |
|  | Once or twice | n/a         | n/a | n/a | n/a | n/a  | n/a | n/a  | n/a | n/a   | n/a | n/a         | n/a | n/a | n/a | n/a  | n/a | n/a  | n/a | n/a   | n/a | n/a         | n/a | n/a | n/a | n/a  | n/a | n/a  | n/a | n/a   | n/a | n/a | n/a | 10.5 | 175   | 9.3   | 152   | 4.5   | 57    | 2.9   | 29   | 7.5  | 413   |       |
|  | Several times | n/a         | n/a | n/a | n/a | n/a  | n/a | n/a  | n/a | n/a   | n/a | n/a         | n/a | n/a | n/a | n/a  | n/a | n/a  | n/a | n/a   | n/a | n/a         | n/a | n/a | n/a | n/a  | n/a | n/a  | n/a | n/a   | n/a | n/a | 1.9 | 32   | 1.6   | 26    | 0.8   | 10    | 0.6   | 6     | 1.3  | 74   |       |       |
|  | Often         | n/a         | n/a | n/a | n/a | n/a  | n/a | n/a  | n/a | n/a   | n/a | n/a         | n/a | n/a | n/a | n/a  | n/a | n/a  | n/a | n/a   | n/a | n/a         | n/a | n/a | n/a | n/a  | n/a | n/a  | n/a | n/a   | n/a | n/a | 0.9 | 15   | 1.0   | 17    | 0.6   | 7     | 0.3   | 3     | 0.8  | 42   |       |       |
| In the past 12 months, how often have you:   |               |             |     |     |     |      |     |      |     |       |     |             |     |     |     |      |     |      |     |       |     |             |     |     |     |      |     |      |     |       |     |     |     |      |       |       |       |       |       |       |      |      |       |       |
| Been offered, given, or sold alcohol, tobacco product or other drug on school property?* | Never         | n/a         | n/a | n/a | n/a | n/a  | n/a | n/a  | n/a | n/a   | n/a | n/a         | n/a | n/a | n/a | n/a  | n/a | n/a  | n/a | n/a   | n/a | n/a         | n/a | n/a | n/a | n/a  | n/a | n/a  | n/a | n/a   | n/a | n/a | n/a | 97.3 | 1,625 | 93.3  | 1,506 | 89.1  | 1,113 | 88.0  | 859  | 92.6 | 5,103 |       |
|  | Once or twice | n/a         | n/a | n/a | n/a | n/a  | n/a | n/a  | n/a | n/a   | n/a | n/a         | n/a | n/a | n/a | n/a  | n/a | n/a  | n/a | n/a   | n/a | n/a         | n/a | n/a | n/a | n/a  | n/a | n/a  | n/a | n/a   | n/a | n/a | n/a | 1.9  | 31    | 4.8   | 78    | 7.6   | 95    | 7.4   | 72   | 5.0  | 276   |       |
|  | Several times | n/a         | n/a | n/a | n/a | n/a  | n/a | n/a  | n/a | n/a   | n/a | n/a         | n/a | n/a | n/a | n/a  | n/a | n/a  | n/a | n/a   | n/a | n/a         | n/a | n/a | n/a | n/a  | n/a | n/a  | n/a | n/a   | n/a | n/a | 0.5 | 8    | 1.1   | 18    | 2.2   | 28    | 3.3   | 32    | 1.6  | 86   |       |       |
|  | Often         | n/a         | n/a | n/a | n/a | n/a  | n/a | n/a  | n/a | n/a   | n/a | n/a         | n/a | n/a | n/a | n/a  | n/a | n/a  | n/a | n/a   | n/a | n/a         | n/a | n/a | n/a | n/a  | n/a | n/a  | n/a | n/a   | n/a | n/a | 0.4 | 6    | 0.7   | 12    | 1.0   | 13    | 1.3   | 13    | 0.8  | 44   |       |       |
| How many times in the past 12 months have you:   |               |             |     |     |     |      |     |      |     |       |     |             |     |     |     |      |     |      |     |       |     |             |     |     |     |      |     |      |     |       |     |     |     |      |       |       |       |       |       |       |      |      |       |       |
| Brought a weapon (such as a handgun, knife, etc.) to school?*                            | Never         | n/a         | n/a | n/a | n/a | n/a  | n/a | n/a  | n/a | n/a   | n/a | n/a         | n/a | n/a | n/a | n/a  | n/a | n/a  | n/a | n/a   | n/a | n/a         | n/a | n/a | n/a | n/a  | n/a | n/a  | n/a | n/a   | n/a | n/a | n/a | 98.7 | 1,610 | 98.0  | 1,579 | 98.8  | 1,239 | 98.6  | 971  | 98.5 | 5,399 |       |
|  | Once or twice | n/a         | n/a | n/a | n/a | n/a  | n/a | n/a  | n/a | n/a   | n/a | n/a         | n/a | n/a | n/a | n/a  | n/a | n/a  | n/a | n/a   | n/a | n/a         | n/a | n/a | n/a | n/a  | n/a | n/a  | n/a | n/a   | n/a | n/a | n/a | 1.0  | 17    | 1.1   | 18    | 0.8   | 10    | 1.1   | 11   | 1.0  | 56    |       |
|  | Several times | n/a         | n/a | n/a | n/a | n/a  | n/a | n/a  | n/a | n/a   | n/a | n/a         | n/a | n/a | n/a | n/a  | n/a | n/a  | n/a | n/a   | n/a | n/a         | n/a | n/a | n/a | n/a  | n/a | n/a  | n/a | n/a   | n/a | n/a | 0.1 | 1    | 0.4   | 7     | 0.3   | 4     | 0.2   | 2     | 0.3  | 14   |       |       |
|  | Often         | n/a         | n/a | n/a | n/a | n/a  | n/a | n/a  | n/a | n/a   | n/a | n/a         | n/a | n/a | n/a | n/a  | n/a | n/a  | n/a | n/a   | n/a | n/a         | n/a | n/a | n/a | n/a  | n/a | n/a  | n/a | n/a   | n/a | n/a | 0.2 | 4    | 0.4   | 7     | 0.1   | 1     | 0.1   | 1     | 0.2  | 13   |       |       |

\*The Pennsylvania Youth Survey (PAYS) was significantly revised from 2021 to 2023. Trend data are reported in this report when the data are comparable. When cells include an "n/a" notation, it means the question was either not asked in a previous administration or the question was revised in a way that the 2023 data are not directly comparable. Please note that any question with an \* at the end designates a question and/or response option that was part of this 2023 survey revision. Please see Appendix B of your Profile Report for a description of changes

| Mental Health Concerns and Suicide Risk   |   |             |       |      |       |      |     |      |     |       |       |             |       |      |       |      |     |      |     |       |       |             |       |       |       |       |       |      |      |       |       |
|---|---|-------------|-------|------|-------|------|-----|------|-----|-------|-------|-------------|-------|------|-------|------|-----|------|-----|-------|-------|-------------|-------|-------|-------|-------|-------|------|------|-------|-------|
| Question  | Response  | County 2019 |       |      |       |      |     |      |     |       |       | County 2021 |       |      |       |      |     |      |     |       |       | County 2023 |       |       |       |       |       |      |      |       |       |
|   |   | 6th         |       | 8th  |       | 10th |     | 12th |     | Total |       | 6th         |       | 8th  |       | 10th |     | 12th |     | Total |       | 6th         |       | 8th   |       | 10th  |       | 12th |      | Total |       |
|   |   | %           | n     | %    | n     | %    | n   | %    | n   | %     | n     | %           | n     | %    | n     | %    | n   | %    | n   | %     | n     | %           | n     | %     | n     | %     | n     | %    | n    | %     | n     |
| My overall mental health in the past month has been good.*  | NO!   | n/a         | n/a   | n/a  | n/a   | n/a  | n/a | n/a  | n/a | n/a   | n/a   | n/a         | n/a   | n/a  | n/a   | n/a  | n/a | n/a  | n/a | n/a   | n/a   | 8.0         | 151   | 10.5  | 186   | 10.9  | 144   | 12.6 | 131  | 10.2  | 612   |
|   | no  | n/a         | n/a   | n/a  | n/a   | n/a  | n/a | n/a  | n/a | n/a   | n/a   | n/a         | n/a   | n/a  | n/a   | n/a  | n/a | n/a  | n/a | n/a   | n/a   | 12.0        | 226   | 15.0  | 265   | 22.7  | 300   | 22.7 | 237  | 17.1  | 1,028 |
|   | yes   | n/a         | n/a   | n/a  | n/a   | n/a  | n/a | n/a  | n/a | n/a   | n/a   | n/a         | n/a   | n/a  | n/a   | n/a  | n/a | n/a  | n/a | n/a   | n/a   | 38.1        | 720   | 43.3  | 765   | 43.1  | 570   | 43.0 | 448  | 41.6  | 2,503 |
|   | YES!  | n/a         | n/a   | n/a  | n/a   | n/a  | n/a | n/a  | n/a | n/a   | n/a   | n/a         | n/a   | n/a  | n/a   | n/a  | n/a | n/a  | n/a | n/a   | n/a   | 41.9        | 792   | 31.2  | 551   | 23.4  | 310   | 21.7 | 226  | 31.2  | 1,879 |
| If you have felt sad, lonely or worried in the past month who did you talk to?*   | No one  | n/a         | n/a   | n/a  | n/a   | n/a  | n/a | n/a  | n/a | n/a   | n/a   | n/a         | n/a   | n/a  | n/a   | n/a  | n/a | n/a  | n/a | n/a   | 27.7  | 511         | 30.7  | 524   | 28.6  | 368   | 28.3  | 289  | 28.9 | 1,692 |       |
|   | Parent/caregiver  | n/a         | n/a   | n/a  | n/a   | n/a  | n/a | n/a  | n/a | n/a   | n/a   | n/a         | n/a   | n/a  | n/a   | n/a  | n/a | n/a  | n/a | n/a   | 39.9  | 736         | 31.5  | 538   | 33.7  | 433   | 37.0  | 377  | 35.6 | 2,084 |       |
|   | Other family member   | n/a         | n/a   | n/a  | n/a   | n/a  | n/a | n/a  | n/a | n/a   | n/a   | n/a         | n/a   | n/a  | n/a   | n/a  | n/a | n/a  | n/a | n/a   | 21.2  | 391         | 14.6  | 250   | 17.1  | 220   | 13.9  | 142  | 17.1 | 1,003 |       |
|   | Friend  | n/a         | n/a   | n/a  | n/a   | n/a  | n/a | n/a  | n/a | n/a   | n/a   | n/a         | n/a   | n/a  | n/a   | n/a  | n/a | n/a  | n/a | n/a   | 38.5  | 711         | 38.0  | 650   | 47.5  | 611   | 50.2  | 512  | 42.4 | 2,484 |       |
|   | Teacher or another adult at school (e.g. coach, counselor, nurse)               | n/a         | n/a   | n/a  | n/a   | n/a  | n/a | n/a  | n/a | n/a   | n/a   | n/a         | n/a   | n/a  | n/a   | n/a  | n/a | n/a  | n/a | n/a   | 8.9   | 164         | 6.7   | 115   | 6.5   | 83    | 9.1   | 93   | 7.8  | 455   |       |
|   | Doctor or therapist   | n/a         | n/a   | n/a  | n/a   | n/a  | n/a | n/a  | n/a | n/a   | n/a   | n/a         | n/a   | n/a  | n/a   | n/a  | n/a | n/a  | n/a | n/a   | 8.2   | 151         | 8.0   | 136   | 10.5  | 135   | 12.4  | 126  | 9.4  | 548   |       |
|   | Religious or spiritual leader (e.g. Rabbi, Pastor, Imam, Priest or Nun, Bishop) | n/a         | n/a   | n/a  | n/a   | n/a  | n/a | n/a  | n/a | n/a   | n/a   | n/a         | n/a   | n/a  | n/a   | n/a  | n/a | n/a  | n/a | n/a   | 2.5   | 46          | 2.1   | 36    | 1.9   | 24    | 2.1   | 21   | 2.2  | 127   |       |
|   | Other adult in the community  | n/a         | n/a   | n/a  | n/a   | n/a  | n/a | n/a  | n/a | n/a   | n/a   | n/a         | n/a   | n/a  | n/a   | n/a  | n/a | n/a  | n/a | n/a   | 2.3   | 42          | 1.9   | 32    | 1.9   | 24    | 1.4   | 14   | 1.9  | 112   |       |
|   | I have not felt this way in the past 30 days                                    | n/a         | n/a   | n/a  | n/a   | n/a  | n/a | n/a  | n/a | n/a   | n/a   | n/a         | n/a   | n/a  | n/a   | n/a  | n/a | n/a  | n/a | n/a   | 21.1  | 389         | 23.1  | 394   | 17.7  | 227   | 15.8  | 161  | 20.0 | 1,171 |       |
| How many times in the past 12 months have you:  |   |             |       |      |       |      |     |      |     |       |       |             |       |      |       |      |     |      |     |       |       |             |       |       |       |       |       |      |      |       |       |
| Done anything to harm yourself (such as cutting, scraping, burning) as a way to relieve difficult feelings, or to communicate emotions that may be difficult to express verbally?   | Never   | n/a         | n/a   | n/a  | n/a   | n/a  | n/a | n/a  | n/a | n/a   | n/a   | n/a         | n/a   | n/a  | n/a   | n/a  | n/a | n/a  | n/a | n/a   | 85.6  | 1,389       | 84.3  | 1,350 | 85.1  | 1,063 | 83.9  | 824  | 84.8 | 4,626 |       |
|   | Once or twice   | n/a         | n/a   | n/a  | n/a   | n/a  | n/a | n/a  | n/a | n/a   | n/a   | n/a         | n/a   | n/a  | n/a   | n/a  | n/a | n/a  | n/a | n/a   | 9.4   | 153         | 8.6   | 138   | 8.0   | 100   | 9.7   | 95   | 8.9  | 486   |       |
|   | Several times   | n/a         | n/a   | n/a  | n/a   | n/a  | n/a | n/a  | n/a | n/a   | n/a   | n/a         | n/a   | n/a  | n/a   | n/a  | n/a | n/a  | n/a | n/a   | 3.3   | 53          | 4.5   | 72    | 4.6   | 58    | 5.1   | 50   | 4.3  | 233   |       |
|   | Often   | n/a         | n/a   | n/a  | n/a   | n/a  | n/a | n/a  | n/a | n/a   | n/a   | n/a         | n/a   | n/a  | n/a   | n/a  | n/a | n/a  | n/a | n/a   | 1.7   | 27          | 2.6   | 41    | 2.2   | 28    | 1.3   | 13   | 2.0  | 109   |       |
| Did you ever feel so sad or hopeless almost every day for two weeks or more in a row that you stopped doing some usual activities?  | Yes   | 19.2        | 268   | 22.6 | 315   | 30.2 | 339 | 27.8 | 282 | 24.4  | 1,204 | 26.0        | 394   | 31.0 | 545   | 37.9 | 472 | 39.4 | 393 | 32.7  | 1,804 | 24.6        | 387   | 25.3  | 392   | 27.5  | 340   | 30.8 | 295  | 26.6  | 1,414 |
|   | No  | 80.8        | 1,130 | 77.4 | 1,079 | 69.8 | 783 | 72.2 | 731 | 75.6  | 3,723 | 74.0        | 1,120 | 69.0 | 1,211 | 62.1 | 774 | 60.6 | 605 | 67.3  | 3,710 | 75.4        | 1,183 | 74.7  | 1,156 | 72.5  | 897   | 69.2 | 662  | 73.4  | 3,898 |
| Did you ever seriously consider attempting suicide?   | Yes   | 10.6        | 147   | 17.6 | 243   | 23.5 | 263 | 19.9 | 201 | 17.4  | 854   | 14.6        | 219   | 19.5 | 340   | 24.7 | 306 | 22.5 | 225 | 19.9  | 1,090 | 13.1        | 204   | 17.0  | 263   | 15.8  | 195   | 19.9 | 190  | 16.1  | 852   |
|   | No  | 89.4        | 1,240 | 82.4 | 1,135 | 76.5 | 855 | 80.1 | 810 | 82.6  | 4,040 | 85.4        | 1,286 | 80.5 | 1,407 | 75.3 | 933 | 77.5 | 773 | 80.1  | 4,399 | 86.9        | 1,353 | 83.0  | 1,281 | 84.2  | 1,038 | 80.1 | 763  | 83.9  | 4,435 |
| Did you make a plan about how you would attempt suicide?  | Yes   | 10.0        | 139   | 14.4 | 199   | 20.0 | 223 | 16.7 | 168 | 14.9  | 729   | 12.1        | 182   | 16.3 | 284   | 19.5 | 241 | 16.7 | 166 | 16.0  | 873   | 11.5        | 180   | 13.4  | 205   | 13.6  | 167   | 16.4 | 156  | 13.4  | 708   |
|   | No  | 90.0        | 1,248 | 85.6 | 1,185 | 80.0 | 894 | 83.3 | 840 | 85.1  | 4,167 | 87.9        | 1,319 | 83.7 | 1,457 | 80.5 | 992 | 83.3 | 830 | 84.0  | 4,598 | 88.5        | 1,380 | 86.6  | 1,330 | 86.4  | 1,064 | 83.6 | 798  | 86.6  | 4,572 |
| Did you actually attempt suicide?*  | Yes   | n/a         | n/a   | n/a  | n/a   | n/a  | n/a | n/a  | n/a | n/a   | n/a   | n/a         | n/a   | n/a  | n/a   | n/a  | n/a | n/a  | n/a | n/a   | 4.5   | 69          | 5.9   | 90    | 6.3   | 77    | 7.0   | 66   | 5.8  | 302   |       |
|   | No  | n/a         | n/a   | n/a  | n/a   | n/a  | n/a | n/a  | n/a | n/a   | n/a   | n/a         | n/a   | n/a  | n/a   | n/a  | n/a | n/a  | n/a | n/a   | 95.5  | 1,481       | 94.1  | 1,437 | 93.7  | 1,146 | 93.0  | 883  | 94.2 | 4,947 |       |
| If you attempted suicide during the past 12 months, did any attempt result in an injury, poisoning or overdose that had to be treated by a doctor or nurse? (Please Note: These percentages are calculated out of only students reporting a suicide attempt.) | Yes   | 22.2        | 20    | 22.7 | 27    | 25.0 | 29  | 23.6 | 17  | 23.4  | 93    | 24.8        | 29    | 27.6 | 40    | 28.6 | 34  | 19.7 | 13  | 26.0  | 116   | 19.6        | 9     | 28.6  | 18    | 35.8  | 19    | 36.4 | 16   | 30.1  | 62    |
|   | No  | 77.8        | 70    | 77.3 | 92    | 75.0 | 87  | 76.4 | 55  | 76.6  | 304   | 75.2        | 88    | 72.4 | 105   | 71.4 | 85  | 80.3 | 53  | 74.0  | 331   | 80.4        | 37    | 71.4  | 45    | 64.2  | 34    | 63.6 | 28   | 69.9  | 144   |

\*The Pennsylvania Youth Survey (PAYS) was significantly revised from 2021 to 2023. Trend data are reported in this report when the data are comparable. When cells include an "n/a" notation, it means the question was either not asked in a previous administration or the question was revised in a way that the 2023 data are not directly comparable. Please note that any question with an \* at the end designates a question and/or response option that was part of this 2023 survey revision. Please see Appendix B of your Profile Report for a description of changes





### Stressful Events and Sleep (continued)

| Question   | Response  | County 2019 |       |      |       |      |     |      |     |       |       | County 2021 |       |      |       |      |       |      |     |       |       | County 2023 |       |      |       |      |       |      |     |       |       |
|--|-----------|-------------|-------|------|-------|------|-----|------|-----|-------|-------|-------------|-------|------|-------|------|-------|------|-----|-------|-------|-------------|-------|------|-------|------|-------|------|-----|-------|-------|
|  |           | 6th         |       | 8th  |       | 10th |     | 12th |     | Total |       | 6th         |       | 8th  |       | 10th |       | 12th |     | Total |       | 6th         |       | 8th  |       | 10th |       | 12th |     | Total |       |
|  |           | %           | n     | %    | n     | %    | n   | %    | n   | %     | n     | %           | n     | %    | n     | %    | n     | %    | n   | %     | n     | %           | n     | %    | n     | %    | n     | %    | n   | %     | n     |
| How many times have you changed homes in the past 12 months?                             | Never     | 75.9        | 1,053 | 80.9 | 1,138 | 81.4 | 925 | 86.6 | 876 | 80.8  | 3,992 | 77.3        | 1,131 | 81.5 | 1,407 | 86.4 | 1,062 | 87.7 | 866 | 82.6  | 4,466 | 76.3        | 1,217 | 83.2 | 1,325 | 87.0 | 1,063 | 87.6 | 853 | 82.8  | 4,458 |
|  | 1         | 13.0        | 180   | 12.3 | 173   | 13.5 | 154 | 8.9  | 90  | 12.1  | 597   | 14.5        | 213   | 13.0 | 224   | 9.7  | 119   | 10.0 | 99  | 12.1  | 655   | 13.3        | 213   | 11.2 | 178   | 9.0  | 110   | 8.1  | 79  | 10.8  | 580   |
|  | 2         | 5.5         | 77    | 3.6  | 51    | 3.2  | 36  | 3.0  | 30  | 3.9   | 194   | 3.1         | 45    | 3.4  | 58    | 2.4  | 29    | 1.5  | 15  | 2.7   | 147   | 4.2         | 67    | 3.3  | 53    | 2.5  | 30    | 3.4  | 33  | 3.4   | 183   |
|  | 3 or more | 5.6         | 78    | 3.1  | 44    | 1.9  | 22  | 1.6  | 16  | 3.2   | 160   | 5.1         | 75    | 2.1  | 37    | 1.5  | 19    | 0.8  | 8   | 2.6   | 139   | 6.2         | 99    | 2.3  | 36    | 1.6  | 19    | 0.9  | 9   | 3.0   | 163   |
| How many times have you changed homes including the past 12 months, in the last 3 years? | Never     | 65.6        | 903   | 67.6 | 943   | 68.1 | 773 | 76.6 | 774 | 69.0  | 3,393 | 63.5        | 921   | 67.7 | 1,174 | 73.4 | 900   | 77.5 | 763 | 69.7  | 3,758 | 62.6        | 980   | 67.2 | 1,056 | 74.3 | 910   | 74.3 | 730 | 68.8  | 3,676 |
|  | 1         | 19.8        | 272   | 19.0 | 265   | 18.1 | 205 | 12.7 | 128 | 17.7  | 870   | 20.5        | 298   | 18.8 | 325   | 15.7 | 193   | 13.3 | 131 | 17.6  | 947   | 21.6        | 338   | 20.2 | 317   | 15.8 | 193   | 15.5 | 152 | 18.7  | 1,000 |
|  | 2         | 8.1         | 111   | 7.2  | 101   | 8.0  | 91  | 6.0  | 61  | 7.4   | 364   | 7.7         | 112   | 7.0  | 121   | 5.4  | 66    | 5.4  | 53  | 6.5   | 352   | 8.0         | 125   | 7.3  | 114   | 5.5  | 67    | 6.2  | 61  | 6.9   | 367   |
|  | 3 or more | 6.6         | 91    | 6.2  | 86    | 5.8  | 66  | 4.7  | 47  | 5.9   | 290   | 8.3         | 120   | 6.5  | 113   | 5.5  | 67    | 3.8  | 37  | 6.2   | 337   | 7.9         | 123   | 5.3  | 84    | 4.5  | 55    | 4.1  | 40  | 5.7   | 302   |