


# Traffic Safety Activity Book




## Inside Activities:

- Seat Belt Coloring Page
- Distracted Driving Drawing Activity
- Bicycle Safety Helmet Decorating Activity
- Pedestrian Safety Word Search
- School Bus Safety Cross Word Puzzle

# Seat Belt Safety


Seat belts are very important. Wearing a seat belt can prevent you from being hurt in a crash. Every time you get in a vehicle, always buckle up.



## **Wearing a seat belt is not only safe, it's the law!**

Depending on your age or size, you should be riding in a car seat, booster seat, or seat belt alone. If you have a younger brother or sister, they might even ride backwards in their car seat.

**Color the picture of children buckled in the back seat.**



**Parents: It's important to make sure your child's car seat is installed and used correctly. Visit [pakidstravelsafe.org](http://pakidstravelsafe.org) to find a car seat check near you!**

# Distracted Driving

Anything that causes a driver to take their attention away from driving, their eyes off the road, or their hands off the wheel is a distraction. Driving is serious business and adults always need to keep their attention on the road to keep you and others safe. You can help!

When an adult says it's time to go, make sure you ask for anything you need before they start driving. This could be a drink, snack, or a book. This way the adult can keep their eyes on the road, paying attention. Also, if you have other kids in the car with you, help the driver by keeping noise at a lower level so they can concentrate. If you need the adult's help while they are driving, remember to get their attention by gently saying, "Excuse me, I need help." When it's safe, the adult can pull over and help you with whatever you need. So be patient, safety first!

It can be scary if a driver is driving distracted and swerving on the road. If this happens, don't be afraid to speak up and tell the driver that it scares you when they take their eyes off the road or hands off the wheel.



## **Remember to always ride and drive safe!**

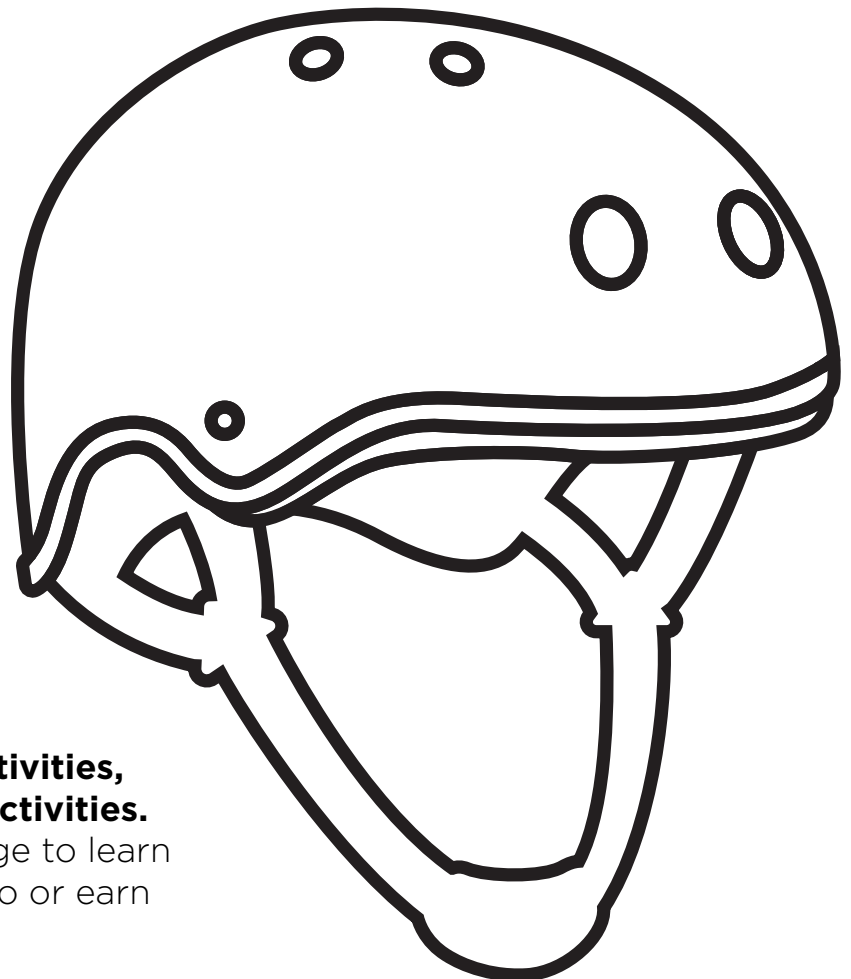
What kind of car do you want to drive when you grow up? Draw your dream car.

# Bicycle Safety

Are you ready to have some fun on a bicycle? Me too! But first, let's talk bicycle safety rules.



- Always wear a bicycle helmet that fits correctly.
- Use a bicycle that is the right size for you, not one that is too big.
- Before you ride make sure you don't have any loose clothing, drawstrings, or shoelaces; they can get caught in your chain and make you fall.
- Do a check of the parts on your bike to make sure it works. You may need an adult to help.
- Wear bright or reflective clothing to help drivers see you.
- Pay attention while riding your bike. Watch for cars, people, and other bicyclists around you.
- Before you enter any street check for traffic by looking left-right-left to make sure no cars or trucks are there.



**For more bike safety rules and activities, visit [www.PennDOT.pa.gov/KidsActivities](http://www.PennDOT.pa.gov/KidsActivities).**

Scroll to the bottom of the webpage to learn how to create your own Bike Rodeo or earn your Bicycle Driver's License.

# Pedestrian Safety

Pedestrian is just a big word for walker. Everyone is a pedestrian at some point, whether you walk to school, take walks around your neighborhood for exercise, or walk through a parking lot into a store.

Read below to learn how you can be a safe walker. Then find the hidden words in the word search.

## Pedestrian Safety Tips

- Always walk with an adult!
- Wear reflective or bright colored clothing so drivers can see you. At night carry a flashlight for more visibility.
- Always walk on sidewalks or paths, but if they aren't available, walk as far on the side of the road as you can, facing traffic.
- Cross only at crosswalks. Don't cross between parked cars.
- Look left, right, then left again and keep looking until you are safely across.
- Walk, never run, across the street, always paying attention to the cars around you.
- Make eye contact with drivers, so you know they see you.
- Always pay attention when walking and never get distracted.



## Pedestrian Safety Word Search

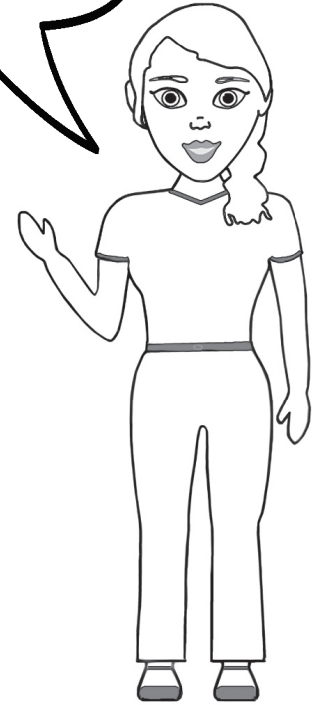
I F R W Q U Z F B O H I F G N Y V S  
C C L I V A A L I S T E N N B R Y S  
R I T F B D C A N I B M V G L Z V I  
O N B D Q U H S H G U S C L N L C D  
S X R V J L A H B F S A T T X D P E  
S V I C A T L L O W E F Z R H T A W  
W P G X F W O I K M S E G A V R T A  
A I H U J L O G C Q H T B F Q U H L  
L L T P H M K H D S E Y Q F F C M K  
K H T V U R S T J O H R F I Y K V Y  
B D D W A L K E R C A R S C H S K T  
R N P E D E S T R I A N I M Z H L K

ADULT BRIGHT BUSES CARS CROSSWALK FLASHLIGHT LISTEN LOOK PATH  
PEDESTRIAN SAFETY SIDEWALK TRAFFIC TRUCKS WALKER



# Answer Key

Congratulations! You have completed all the activities. Check your answers below and remember to always follow the safety tips and rules you learned in this activity book to stay safe.



## Page 4: Pedestrian Safety Word Find


I	F	R	W	Q	U	Z	F	B	O	H	I	F	G	N	Y	V	S
C	C	L	I	V	A	A	L	I	S	T	E	N	N	B	R	Y	S
R	I	T	F	B	D	C	A	N	I	B	M	V	G	L	Z	V	I
O	N	B	D	Q	U	H	S	H	G	U	S	C	L	N	L	C	D
S	X	R	V	J	L	A	H	B	F	S	A	T	T	X	D	P	E
S	V	I	C	A	T	L	L	O	W	E	F	Z	R	H	T	A	W
W	P	G	X	F	W	O	I	K	M	S	E	G	A	V	R	T	A
A	I	H	U	J	L	O	G	C	Q	H	T	B	F	Q	U	H	L
L	L	T	P	H	M	K	H	D	S	E	Y	Q	F	F	C	M	K
K	H	T	V	U	R	S	T	J	O	H	R	F	Y	K	V	Y	
B	D	D	W	A	L	K	E	R	C	A	R	S	C	H	S	K	T
R	N	P	E	D	E	S	T	R	I	A	N	I	M	Z	H	L	K

## Page 5: School Bus Safety Crossword Puzzle

						1	P	U	2	S	H				
3	C	4	R	A	W	5	L				H				
			U				I				O				
			N				S				V				
					6	S	T	R	E	E	7	T			
							E				I		8	S	
				9	H	10	A	N	D	S		M		I	
							R				11	F	E	E	T
							M								
				12	B	U	S								

# Safety Citizen

Congratulations! You are now a Safety Citizen. Wherever you go, be sure to share the safety tips you learned to keep others safe, too. Be Safe PA!



**Color and decorate your badge and then cut it out and wear it proudly.**



## **Safety Citizens Program**

Now that you are a Safety Citizen, partner with PennDOT in encouraging others to practice safe behaviors on the road, too! This virtual community outreach program invites Pennsylvanians to express their creativity while responding to traffic safety questions using a video, poem, drawing and more. Selected responses will be shared on PennDOT's social media platforms.

**Learn more online at [www.PennDOT.pa.gov/SafetyCitizens](http://www.PennDOT.pa.gov/SafetyCitizens).**