



Commonwealth of Pennsylvania
Milk Board
2301 North Cameron Street
Harrisburg, PA 17110-9408

717/787-4194
Fax 717/783-6492

<http://www.pmb.pa.gov>

E-mail: ra-pmmb@pa.gov

Official General
Order No. A-962 (CRO 15)

Posted: December 4, 2024
Effective: January 1, 2025

COST REPLACEMENT ORDER FOR THE NORTHEASTERN MILK MARKETING AREA, AREA NO. 3

NOW, this 4th day of December 2024, the Commonwealth of Pennsylvania, Milk Board, issues this official general order pursuant to the authority conferred by the Milk Marketing Law, 31 P.S. §§ 700j-101 – 700j-1204. This order will become effective at 12:01 a.m. on January 1, 2025.

SECTION A INCORPORATION

The attached Findings of Fact, Conclusions of Law, and Attachments are incorporated herein by this reference as though fully set forth in this order.

SECTION B SCOPE

(a) The costs adopted by the Board in this order will replace the costs embodied in Official General Order (OGO) A-962 (CRO 14) and will be incorporated into the wholesale and retail prices of price-controlled packaged products sold in Milk Marketing Area 3, as defined in Section B of OGO A-962.

(b) The rate of return for dealers is 3.4%.

(c) The rate of return to retailers is 2.7%.

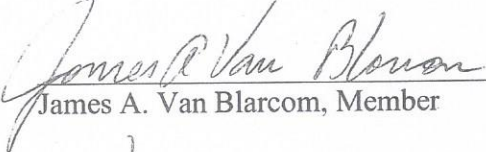
SECTION C
EFFECTIVENESS OF OFFICIAL GENERAL ORDER A-962

All parts of Official General Order A-962 not inconsistent with Section B of this order continue in effect.

PENNSYLVANIA MILK MARKETING BOARD



Robert N. Barley, Chairman



James A. Van Blarcom, Member



Kristi Kassimer Harper, Consumer Member

Date: December 4, 2024

IF YOU REQUIRE THIS INFORMATION IN AN ALTERNATE FORMAT, PLEASE CALL
717-787-4194 OR 1-800-654-5984 (PA RELAY SERVICE FOR TDD USERS).

FINDINGS OF FACT AND CONCLUSIONS OF LAW
COST REPLACEMENT HEARING FOR MILK MARKETING AREA NO. 3
NOVEMBER 6, 2024

I. FINDINGS OF FACT

1. On November 6, 2024, the Pennsylvania Milk Board ("Board") held a cost replacement hearing for Milk Marketing Area No. 3.
2. Notice of the hearing was published at 54 Pennsylvania Bulletin 5963 dated September 14, 2024. It was also mailed to those who have requested mailed notice of Board hearings via Board Bulletin No. 1643, dated September 4, 2024. The hearing notice enumerated the scope of evidence that the Board would receive.
3. The dealer cross section used by both Board Staff and the Area 3 milk dealers ("Dealers"), the only parties to present dealer cost information, consisted of Clover Farms Dairy Company; Dan Ed Corporation; DFA Dairy Brands Fluid, LLC – Schuylkill Haven; Monroe County Milk Producers Coop Association; and Valley Farms Dairy LLC.
4. Gary Gojsovich, testifying on behalf of Board Staff as an expert in milk industry accounting and regulation, testified that the cross section was representative of the dealers doing business in Area 3. Alexandra Deimler, testifying on behalf of the Dealers as an expert in cost accounting and milk cost accounting, agreed that the cross section was representative of dealers doing business in Area 3. Based on the testimony of Mr. Gojsovich and Ms. Deimler, the Board finds that the dealer cross section used by both Board Staff and Dealers is representative of dealers doing business in Area 3.
5. Mr. Gojsovich testified that the cross-section dealers incurred a cost of \$0.3402 per point for processing, packaging, and delivering milk in 2023. Ms. Deimler agreed. The Board finds that the cross section dealers incurred a cost of \$0.3402 per point for processing, packaging, and delivery, and further finds that \$0.3402 is the processing, packaging, and delivery cost that should be used in this order.
6. Mr. Gojsovich testified to the following 2024 ingredient costs, based on year 2023 pounds: Standard Milk - \$0.0000/lb; Reduced Fat Milk - \$0.0002/lb; Low Fat Milk - \$0.0002/lb; Non-Fat Milk - \$0.0003/lb; Flavored Milk - \$0.0506/lb; Flavored Reduced Fat Milk - \$0.0475/lb; Flavored Non-Fat Milk - \$0.0385/lb; Buttermilk - \$0.0458/lb; Egg Nog - \$0.4679/lb. Ms. Deimler agreed. The Board finds that these ingredient costs should be used in this order.
7. Mr. Gojsovich presented evidence regarding the cost update for labor, insurance, and utility costs of \$0.0055 per point between the first halves of 2023 and 2024. Ms. Deimler agreed. We find that \$0.0055 should be used in this order.
8. Mr. Gojsovich and Ms. Deimler recommended that the area-specific adjustments to minimum wholesale and retail prices to account for monthly changes in diesel fuel costs continue in Area 3. The Board finds that the adjustment should continue, based on the

methodology presented by Mr. Gojsovich in Staff Exhibit 8 and attached to this order as Attachment 1.

9. Mr. Gojsovich and Ms. Deimler recommended that the area-specific adjustments to minimum wholesale and retail prices to account for monthly changes in heating fuel costs continue in Area 3. The Board finds that the adjustment should continue, based on the methodology presented by Mr. Gojsovich in Staff Exhibit 9 and attached to this order as Attachment 2.

10. Mr. Gojsovich testified that the cross section dealers incurred a cost of \$0.0018 per pound attributable to shrinkage and sales of bulk products during 2023. Ms. Deimler agreed. The Board finds that the cost of shrinkage and sales of bulk products to be used in this order should be \$0.0018 per pound.

11. Based on the testimony of Mr. Gojsovich the Board finds that the base container costs and base weighted units presented by Mr. Gojsovich in Staff Surrebuttal Exhibit 3 should replace those used in the current order. The weighted costs are found in Column C and the weighted units are found in Column D of Staff Surrebuttal Exhibit 3. Staff Surrebuttal Exhibit 3 is attached to this order as Attachment 3. Ms. Deimler agreed with Mr. Gojsovich's analysis.

Both Mr. Gojsovich and Ms. Deimler testified that container costs should continue to be updated monthly. The Board agrees and finds that container costs should continue to be updated monthly using the audited surveys submitted by the cross section dealers and based on the base weighted costs and weighted units testified to by Mr. Gojsovich and found in attachment 3. The Board also finds that the weighted shrinkage factor should continue to be applied to container costs.

The Board further finds that minimum resale prices for products sold in half pint containers should be calculated using the paper container cost for products sold in paper containers and by applying a plastic add-on to the paper container cost for products sold in rigid plastic containers.

12. Mr. Gojsovich testified that the container efficiency adjustment should be updated. Ms. Deimler agreed.

Based on 2023 container sales and 2023 costs per point for the bottling, cold room, and delivery cost centers, Mr. Gojsovich calculated the following container efficiency adjustments:

Gallon	\$(0.1005)
Half Gallon	\$(0.0303)
Quart	\$0.0639
Pint	\$0.0362
Half Pint	\$0.0215
4 ounce	\$0.0399
Bulk (per quart)	\$0.0973

The Board finds that the container efficiency adjustments should be updated as presented by Mr. Gojsovich.

13. Ms. Deimler recommended that the Board maintain the rate of return at 3.4%. She testified that the rate of return serves as an important factor in the ability of Pennsylvania's fluid milk processors to maintain and invest in their operations. She also testified that maintaining the current rate of return is important for consistency and stability when the fresh fluid milk industry continues to face a difficult business environment.

Based on Ms. Deimler's persuasive and credible testimony, the Board finds that the rate of return should remain at 3.4%.

14. No party presented evidence regarding Class II products. Since there was no proposal by any party to change Class II pricing, the Board finds that the current Class II pricing methodology shall continue until a Class II hearing is called and the results memorialized in an Official General Order.

15. No evidence was presented at this hearing regarding retail prices. The Board finds that the current retail rate of return of 2.7% should remain in place and further finds that the monthly CPI adjustment to current in-store handling costs remain in effect.

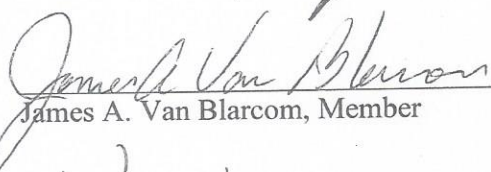
II. CONCLUSIONS OF LAW

1. The November 6, 2024, cost replacement hearing for Milk Marketing Area No. 3 was held pursuant to authority granted to the Board in section 801 of the Milk Marketing Law (Law), 31 P.S. § 700j-801.
2. The hearing was held following adequate notice, and all interested persons were given a reasonable opportunity to be heard.
3. The cross-section used to establish dealer costs met the requirement of representativeness of section 801 of the Law.
4. In establishing the attached order, the Board has considered the entire record and has concluded that the adoption of this order is supported by a preponderance of the evidence and is reasonable and appropriate under section 801 of the Law, subject to any revisions or amendments the Board may make in the manner set forth in the Law.


PENNSYLVANIA MILK MARKETING BOARD



Robert N. Barley, Chairman



James A. Van Blarcom, Member



Kristi Kassimer Harper, Consumer Member

Date: December 4, 2024

IF YOU REQUIRE THIS INFORMATION IN AN ALTERNATE FORMAT, PLEASE CALL (717) 787-4194 OR 1-800-654-5984 (PA RELAY SERVICE FOR TDD USERS).

**PENNSYLVANIA MILK BOARD
MILK MARKETING AREA 3**

Diesel Fuel Costs Adjustment
Update of Diesel Fuel Costs from YEAR 2023 to AUGUST 2024

1. Weighted Diesel Fuel Costs - YEAR 2023	\$ 1,579,378
2. Average On-Highway Diesel Price per Gallon - YEAR 2023 (1)	\$ 4.541
3. On-Highway Diesel Price per Gallon - AUGUST 2024 (1)	\$ 3.952
4. Percent Change In Diesel Fuel Price per Gallon ((Line 3 - Line 2) ÷ Line 2)	-12.97%
5. Presumed Diesel Fuel Costs - AUGUST 2024 ((Line 1 X Line 4) + Line 1)	<u>\$ 1,374,521</u>
6. Change in Diesel Fuel Costs from YEAR 2023 to AUGUST 2024 (Line 5 - Line 1)	\$ (204,857)
7. Weighted Delivery Points - YEAR 2023	<u>83,232,205</u>
8. Change in Diesel Fuel Costs per Delivery Point (Line 6 ÷ Line 7)	<u>\$ (0.0025)</u>

Footnote:

1. Source: 'Weekly Retail On-Highway Diesel Prices' per Energy Information Administration website.
web address = https://www.eia.gov/dnav/pet/pet_pri_gnd_dcus_r1y_w.htm

**PENNSYLVANIA MILK BOARD
MILK MARKETING AREA 3**

Heating Fuel Costs Adjustment
Update of Heating Fuel Costs from YEAR 2023 to JUNE 2024

1. Weighted Heating Fuel Costs - YEAR 2023	\$ 335,764
2. Pennsylvania Average Natural Gas Price - Industrial - YEAR 2023 (1)	\$ 10.76
3. Pennsylvania Average Natural Gas Price - Industrial - JUNE 2024 (1)	\$ 9.81
4. Percent Change In Natural Gas Price ((Line 3 - Line 2) ÷ Line 2)	-8.83%
5. Presumed Heating Fuel Costs - JUNE 2024 ((Line 1 X Line 4) + Line 1)	<u>\$ 306,116</u>
6. Change in Heating Fuel Costs from YEAR 2023 to JUNE 2024 (Line 5 - Line 1)	\$ (29,648)
7. Weighted Standardization & Pasteurization (S&P) Points - YEAR 2023	<u>75,672,284</u>
8. Change in Heating Fuel Costs per S&P Point (Line 6 ÷ Line 7)	<u><u>\$ (0.0004)</u></u>

Footnote:

1. Source: Pennsylvania Natural Gas Industrial Price per Energy Information Administration website.
web address = https://www.eia.gov/dnav/ng/ng_pri_sum_dcu_SPA_m.htm

**CONTAINER COSTS
YEAR 2023 UNITS (@ APRIL 2024 COSTS)**

A		B	C	D	E	F	G	H
					(C ÷ D)			(F x (1+G))
Container Size		Blow Molded or Purchased	Weighted Costs	Weighted Units	Weighted Cost per Unit	Updated (to OCT-2024) Cost per Unit	Weighted Shrinkage Factor (%)	Adjusted for Shrinkage Cost per Unit
GALLON	Plastic	Blow Molded	\$ 614,028	3,816,444	\$ 0.1609			
		Purchased	\$ 1,322,855	3,919,114	\$ 0.3375			
			\$ 1,936,883	7,735,558	\$ 0.2504	\$ 0.2539	1.62%	\$ 0.2580
1/2 GALLON	Plastic	Blow Molded	\$ -	-	\$ -			
		Purchased	\$ 2,061,234	11,481,867	\$ 0.1795			
	Paper	Purchased	\$ -	-	\$ -			
	Combined		\$ 2,061,234	11,481,867	\$ 0.1795	\$ 0.1815	1.22%	\$ 0.1837
QUART	Plastic	Purchased	\$ 519,863	2,616,810	\$ 0.1987			
	Paper	Purchased	\$ 3,141	25,739	\$ 0.1220			
	Combined		\$ 523,004	2,642,549	\$ 0.1979	\$ 0.2039	1.57%	\$ 0.2071
PINT	Plastic	Purchased	\$ 199,875	1,378,283	\$ 0.1450			
	Paper	Purchased	\$ 33,848	462,654	\$ 0.0732			
	Combined		\$ 233,723	1,840,937	\$ 0.1270	\$ 0.1281	1.62%	\$ 0.1302
12 Ounce ⁽¹⁾		Purchased			\$ 0.0630	\$ 0.0630		\$ 0.0630
10 Ounce ⁽¹⁾		Purchased			\$ 0.0587	\$ 0.0587		\$ 0.0587
1/2 PINT	Plastic ⁽¹⁾	Purchased	\$ -	-	\$ 0.1188	\$ 0.1188	0.92%	\$ 0.1199
	Paper	Purchased	\$ 1,117,657	35,894,823	\$ 0.0311	\$ 0.0318	0.85%	\$ 0.0321
4 Ounce	Paper	Purchased	\$ 29,665	846,704	\$ 0.0350	\$ 0.0350	1.53%	\$ 0.0355
Bulk Per Quart		Purchased	\$ 78,674	847,660	\$ 0.0928	\$ 0.0928	1.30%	\$ 0.0940

Footnote:

1. None of the Area 3 cross-section Dealers bottled price-Controlled product in this size container during Year 2023. The cost per unit presented is per a prior year.

**PENNSYLVANIA MILK BOARD
MILK MARKETING AREA 3**

**MILK COSTS BEFORE PACKAGING
OCTOBER 2024 MILK COSTS**

Class I	
Skim Rate	\$ 15.36
Butterfat Rate	\$ 3.6820

Product Description	A	B	C	D	E	F	G	H	I	J	K
	Product Pounds	Pounds	(B + A)	(A - B)	(B X BF Rate)	(D X Skim Rate)	(E + F)	(G + A)	(EX. 4)	(EX. 5)	(H + I + J)
			Butterfat Percentage	Skim Pounds	Butterfat Value	Skim Value	Total Value	Cost per Pound	Ingredient Cost	Bulk Sale (Profit)/Loss	Total Cost per Pound
Standard (Whole) Milk	60,891,670	1,994,370	3.2753%	58,897,300	\$ 7,343,270	\$ 9,046,625	\$ 16,389,895	\$ 0.2692	\$ -	\$ 0.0018	\$ 0.2710
Reduced Fat (2%) Milk	31,378,760	596,809	1.9020%	30,781,951	\$ 2,197,451	\$ 4,728,108	\$ 6,925,559	\$ 0.2207	\$ 0.0002	\$ 0.0018	\$ 0.2227
Low Fat (1%) Milk	18,049,738	164,556	0.9117%	17,885,182	\$ 605,895	\$ 2,747,164	\$ 3,353,059	\$ 0.1858	\$ 0.0002	\$ 0.0018	\$ 0.1878
Non Fat (Skim) Milk	8,025,805	6,713	0.0836%	8,019,092	\$ 24,717	\$ 1,231,733	\$ 1,256,450	\$ 0.1566	\$ 0.0003	\$ 0.0018	\$ 0.1587
Flavored Milk	3,611,968	120,899	3.3472%	3,491,069	\$ 445,150	\$ 536,228	\$ 981,378	\$ 0.2717	\$ 0.0506	\$ 0.0018	\$ 0.3241
Flavored Reduced Fat Milk	8,687,959	111,838	1.2873%	8,576,121	\$ 411,788	\$ 1,317,292	\$ 1,729,080	\$ 0.1990	\$ 0.0475	\$ 0.0018	\$ 0.2483
Flavored NONFAT Milk	7,366,159	10,077	0.1368%	7,356,082	\$ 37,104	\$ 1,129,894	\$ 1,166,998	\$ 0.1584	\$ 0.0385	\$ 0.0018	\$ 0.1987
Buttermilk	45,223	1,719	3.8012%	43,504	\$ 6,329	\$ 6,682	\$ 13,011	\$ 0.2877	\$ 0.0458	\$ 0.0018	\$ 0.3353
Egg Nog	107,802	7,864	7.2949%	99,938	\$ 28,955	\$ 15,350	\$ 44,305	\$ 0.4110	\$ 0.4679	\$ 0.0018	\$ 0.8807

PENNSYLVANIA MILK BOARD
MILK MARKETING AREA 3

WHOLESALE PRICE BUILDUP
OCTOBER 2024 MILK PRICES

	A EX. 6	B EX. 3	C EXS. 7, 8 & 9 ⁽¹⁾	D EX. 10	E EX. 2	F (A+B+C+D+E)	G	H (F + G)	I	J	K (H + I + J)	L	M (K - L)	
Container Size	Milk Cost	Container Cost	Cost Update & Energy Add-On Adjustments	Container Efficiency Adjustment	Processing Cost	Average Delivered Cost	Profit at 3.40%	Price with Profit	Less: Average Delivery	Plus: High Cost Delivery	Proposed Wholesale Price	Current Wholesale Price	Increase (Decrease)	
STANDARD (WHOLE) MILK	GALLON	\$ 2.3306	\$ 0.2580	\$ 0.0176	\$ (0.1005)	\$ 1.3608	\$ 3.8665	\$ 0.1361	\$ 4.0026	\$ (0.4992)	\$ 0.9448	\$ 4.4482	\$ 4.4368	\$ 0.0114
	1/2 GALLON	\$ 1.1653	\$ 0.1837	\$ 0.0088	\$ (0.0303)	\$ 0.6804	\$ 2.0079	\$ 0.0707	\$ 2.0786	\$ (0.2496)	\$ 0.4724	\$ 2.3014	\$ 2.2973	\$ 0.0041
	QUART	\$ 0.5827	\$ 0.2071	\$ 0.0044	\$ 0.0639	\$ 0.3402	\$ 1.1983	\$ 0.0422	\$ 1.2405	\$ (0.1248)	\$ 0.2362	\$ 1.3519	\$ 1.3394	\$ 0.0125
	PINT	\$ 0.2913	\$ 0.1302	\$ 0.0022	\$ 0.0362	\$ 0.1701	\$ 0.6300	\$ 0.0222	\$ 0.6522	\$ (0.0624)	\$ 0.1181	\$ 0.7079	\$ 0.7058	\$ 0.0021
	12 OUNCE	\$ 0.2185	\$ 0.0630	\$ 0.0017	\$ -	\$ 0.1276	\$ 0.4108	\$ 0.0145	\$ 0.4253	\$ (0.0468)	\$ 0.0886	\$ 0.4671	\$ 0.4651	\$ 0.0020
	10 OUNCE	\$ 0.1821	\$ 0.0587	\$ 0.0014	\$ -	\$ 0.1063	\$ 0.3485	\$ 0.0123	\$ 0.3608	\$ (0.0390)	\$ 0.0738	\$ 0.3956	\$ 0.3941	\$ 0.0015
	1/2 PINT	\$ 0.1457	\$ 0.0321	\$ 0.0011	\$ 0.0215	\$ 0.0851	\$ 0.2855	\$ 0.0100	\$ 0.2955	\$ (0.0312)	\$ 0.0591	\$ 0.3234	\$ 0.3210	\$ 0.0024
	4 OUNCE	\$ 0.0728	\$ 0.0355	\$ 0.0006	\$ 0.0399	\$ 0.0425	\$ 0.1913	\$ 0.0067	\$ 0.1980	\$ (0.0156)	\$ 0.0295	\$ 0.2119	\$ 0.2129	\$ (0.0010)
	Bulk per Quart	\$ 0.5827	\$ 0.0940	\$ 0.0044	\$ 0.0973	\$ 0.3402	\$ 1.1186	\$ 0.0394	\$ 1.1580	\$ (0.1248)	\$ 0.2362	\$ 1.2694	\$ 1.2928	\$ (0.0234)
	REDUCED FAT (2%) MILK	GALLON	\$ 1.9197	\$ 0.2580	\$ 0.0176	\$ (0.1005)	\$ 1.3608	\$ 3.4556	\$ 0.1216	\$ 3.5772	\$ (0.4992)	\$ 0.9448	\$ 4.0228	\$ 4.0159
1/2 GALLON		\$ 0.9598	\$ 0.1837	\$ 0.0088	\$ (0.0303)	\$ 0.6804	\$ 1.8024	\$ 0.0634	\$ 1.8658	\$ (0.2496)	\$ 0.4724	\$ 2.0886	\$ 2.0868	\$ 0.0018
QUART		\$ 0.4799	\$ 0.2071	\$ 0.0044	\$ 0.0639	\$ 0.3402	\$ 1.0955	\$ 0.0386	\$ 1.1341	\$ (0.1248)	\$ 0.2362	\$ 1.2455	\$ 1.2341	\$ 0.0114
PINT		\$ 0.2400	\$ 0.1302	\$ 0.0022	\$ 0.0362	\$ 0.1701	\$ 0.5787	\$ 0.0204	\$ 0.5991	\$ (0.0624)	\$ 0.1181	\$ 0.6548	\$ 0.6532	\$ 0.0016
12 OUNCE		\$ 0.1800	\$ 0.0630	\$ 0.0017	\$ -	\$ 0.1276	\$ 0.3723	\$ 0.0131	\$ 0.3854	\$ (0.0468)	\$ 0.0886	\$ 0.4272	\$ 0.4257	\$ 0.0015
10 OUNCE		\$ 0.1500	\$ 0.0587	\$ 0.0014	\$ -	\$ 0.1063	\$ 0.3164	\$ 0.0111	\$ 0.3275	\$ (0.0390)	\$ 0.0738	\$ 0.3623	\$ 0.3612	\$ 0.0011
1/2 PINT		\$ 0.1200	\$ 0.0321	\$ 0.0011	\$ 0.0215	\$ 0.0851	\$ 0.2598	\$ 0.0091	\$ 0.2689	\$ (0.0312)	\$ 0.0591	\$ 0.2968	\$ 0.2947	\$ 0.0021
4 OUNCE		\$ 0.0600	\$ 0.0355	\$ 0.0006	\$ 0.0399	\$ 0.0425	\$ 0.1785	\$ 0.0063	\$ 0.1848	\$ (0.0156)	\$ 0.0295	\$ 0.1987	\$ 0.1997	\$ (0.0010)
Bulk per Quart		\$ 0.4799	\$ 0.0940	\$ 0.0044	\$ 0.0973	\$ 0.3402	\$ 1.0158	\$ 0.0358	\$ 1.0516	\$ (0.1248)	\$ 0.2362	\$ 1.1630	\$ 1.1875	\$ (0.0245)
LOW FAT (1%) MILK		GALLON	\$ 1.6188	\$ 0.2580	\$ 0.0176	\$ (0.1005)	\$ 1.3608	\$ 3.1547	\$ 0.1110	\$ 3.2657	\$ (0.4992)	\$ 0.9448	\$ 3.7113	\$ 3.6999
	1/2 GALLON	\$ 0.8094	\$ 0.1837	\$ 0.0088	\$ (0.0303)	\$ 0.6804	\$ 1.6520	\$ 0.0581	\$ 1.7101	\$ (0.2496)	\$ 0.4724	\$ 1.9329	\$ 1.9289	\$ 0.0040
	QUART	\$ 0.4047	\$ 0.2071	\$ 0.0044	\$ 0.0639	\$ 0.3402	\$ 1.0203	\$ 0.0359	\$ 1.0562	\$ (0.1248)	\$ 0.2362	\$ 1.1676	\$ 1.1551	\$ 0.0125
	PINT	\$ 0.2024	\$ 0.1302	\$ 0.0022	\$ 0.0362	\$ 0.1701	\$ 0.5411	\$ 0.0190	\$ 0.5601	\$ (0.0624)	\$ 0.1181	\$ 0.6158	\$ 0.6137	\$ 0.0021
	12 OUNCE	\$ 0.1518	\$ 0.0630	\$ 0.0017	\$ -	\$ 0.1276	\$ 0.3441	\$ 0.0121	\$ 0.3562	\$ (0.0468)	\$ 0.0886	\$ 0.3980	\$ 0.3960	\$ 0.0020
	10 OUNCE	\$ 0.1265	\$ 0.0587	\$ 0.0014	\$ -	\$ 0.1063	\$ 0.2929	\$ 0.0103	\$ 0.3032	\$ (0.0390)	\$ 0.0738	\$ 0.3380	\$ 0.3366	\$ 0.0014
	1/2 PINT	\$ 0.1012	\$ 0.0321	\$ 0.0011	\$ 0.0215	\$ 0.0851	\$ 0.2410	\$ 0.0085	\$ 0.2495	\$ (0.0312)	\$ 0.0591	\$ 0.2774	\$ 0.2749	\$ 0.0025
	4 OUNCE	\$ 0.0506	\$ 0.0355	\$ 0.0006	\$ 0.0399	\$ 0.0425	\$ 0.1691	\$ 0.0060	\$ 0.1751	\$ (0.0156)	\$ 0.0295	\$ 0.1890	\$ 0.1899	\$ (0.0009)
	Bulk per Quart	\$ 0.4047	\$ 0.0940	\$ 0.0044	\$ 0.0973	\$ 0.3402	\$ 0.9406	\$ 0.0331	\$ 0.9737	\$ (0.1248)	\$ 0.2362	\$ 1.0851	\$ 1.1085	\$ (0.0234)
	NON FAT (SKIM) MILK	GALLON	\$ 1.3686	\$ 0.2580	\$ 0.0176	\$ (0.1005)	\$ 1.3608	\$ 2.9055	\$ 0.1023	\$ 3.0078	\$ (0.4992)	\$ 0.9448	\$ 3.4534	\$ 3.4419
1/2 GALLON		\$ 0.6848	\$ 0.1837	\$ 0.0088	\$ (0.0303)	\$ 0.6804	\$ 1.5274	\$ 0.0538	\$ 1.5812	\$ (0.2496)	\$ 0.4724	\$ 1.8040	\$ 1.7998	\$ 0.0042
QUART		\$ 0.3424	\$ 0.2071	\$ 0.0044	\$ 0.0639	\$ 0.3402	\$ 0.9580	\$ 0.0337	\$ 0.9917	\$ (0.1248)	\$ 0.2362	\$ 1.1031	\$ 1.0906	\$ 0.0125
PINT		\$ 0.1712	\$ 0.1302	\$ 0.0022	\$ 0.0362	\$ 0.1701	\$ 0.5099	\$ 0.0179	\$ 0.5278	\$ (0.0624)	\$ 0.1181	\$ 0.5835	\$ 0.5815	\$ 0.0020
12 OUNCE		\$ 0.1284	\$ 0.0630	\$ 0.0017	\$ -	\$ 0.1276	\$ 0.3207	\$ 0.0113	\$ 0.3320	\$ (0.0468)	\$ 0.0886	\$ 0.3738	\$ 0.3718	\$ 0.0020
10 OUNCE		\$ 0.1070	\$ 0.0587	\$ 0.0014	\$ -	\$ 0.1063	\$ 0.2734	\$ 0.0096	\$ 0.2830	\$ (0.0390)	\$ 0.0738	\$ 0.3178	\$ 0.3164	\$ 0.0014
1/2 PINT		\$ 0.0856	\$ 0.0321	\$ 0.0011	\$ 0.0215	\$ 0.0851	\$ 0.2254	\$ 0.0079	\$ 0.2333	\$ (0.0312)	\$ 0.0591	\$ 0.2612	\$ 0.2587	\$ 0.0025
4 OUNCE		\$ 0.0428	\$ 0.0355	\$ 0.0006	\$ 0.0399	\$ 0.0425	\$ 0.1613	\$ 0.0057	\$ 0.1670	\$ (0.0156)	\$ 0.0295	\$ 0.1809	\$ 0.1818	\$ (0.0009)
Bulk per Quart		\$ 0.3424	\$ 0.0940	\$ 0.0044	\$ 0.0973	\$ 0.3402	\$ 0.8783	\$ 0.0309	\$ 0.9092	\$ (0.1248)	\$ 0.2362	\$ 1.0206	\$ 1.0440	\$ (0.0234)

Footnote:
1. per O.G.O. A-972, also includes an adjustment for the 'Discount Effect' in the amount of +\$0.0018 per quart equivalent.

PENNSYLVANIA MILK BOARD
MILK MARKETING AREA 3

WHOLESALE PRICE BUILDUP
OCTOBER 2024 MILK PRICES

	A EX. 6	B EX. 3	C EXS. 7, 8 & 9 ⁽¹⁾	D EX. 10	E EX. 2	F (A+B+C+D+E)	G	H (F + G)	I	J	K (H+I+J)	L	M (K - L)	
Container Size	Milk Cost	Container Cost	Cost Update & Energy Add-On Adjustments	Container Efficiency Adjustment	Processing Cost	Average Delivered Cost	Profit at 3.40%	Price with Profit	Less: Average Delivery	Plus: High Cost Delivery	Proposed Wholesale Price	Current Wholesale Price	Increase (Decrease)	
FLAVORED MILK	GALLON	\$ 2.5928	\$ 0.2580	\$ 0.0176	\$ (0.1005)	\$ 1.3608	\$ 4.1287	\$ 0.1453	\$ 4.2740	\$ (0.4992)	\$ 0.9448	\$ 4.7196	\$ 4.7375	\$ (0.0179)
	1/2 GALLON	\$ 1.2964	\$ 0.1837	\$ 0.0088	\$ (0.0303)	\$ 0.6804	\$ 2.1390	\$ 0.0753	\$ 2.2143	\$ (0.2496)	\$ 0.4724	\$ 2.4371	\$ 2.4476	\$ (0.0105)
	QUART	\$ 0.6482	\$ 0.2071	\$ 0.0044	\$ 0.0639	\$ 0.3402	\$ 1.2638	\$ 0.0445	\$ 1.3083	\$ (0.1248)	\$ 0.2362	\$ 1.4197	\$ 1.4145	\$ 0.0052
	PINT	\$ 0.3241	\$ 0.1302	\$ 0.0022	\$ 0.0362	\$ 0.1701	\$ 0.6628	\$ 0.0233	\$ 0.6861	\$ (0.0624)	\$ 0.1181	\$ 0.7418	\$ 0.7434	\$ (0.0016)
	12 OUNCE	\$ 0.2431	\$ 0.0630	\$ 0.0017	\$ -	\$ 0.1276	\$ 0.4354	\$ 0.0153	\$ 0.4507	\$ (0.0468)	\$ 0.0886	\$ 0.4925	\$ 0.4934	\$ (0.0009)
	10 OUNCE	\$ 0.2026	\$ 0.0587	\$ 0.0014	\$ -	\$ 0.1063	\$ 0.3690	\$ 0.0130	\$ 0.3820	\$ (0.0390)	\$ 0.0738	\$ 0.4168	\$ 0.4176	\$ (0.0008)
	1/2 PINT	\$ 0.1621	\$ 0.0321	\$ 0.0011	\$ 0.0215	\$ 0.0851	\$ 0.3019	\$ 0.0106	\$ 0.3125	\$ (0.0312)	\$ 0.0591	\$ 0.3404	\$ 0.3398	\$ 0.0006
	4 OUNCE	\$ 0.0810	\$ 0.0355	\$ 0.0006	\$ 0.0399	\$ 0.0425	\$ 0.1995	\$ 0.0070	\$ 0.2065	\$ (0.0156)	\$ 0.0295	\$ 0.2204	\$ 0.2223	\$ (0.0019)
	Bulk per Quart	\$ 0.6482	\$ 0.0940	\$ 0.0044	\$ 0.0973	\$ 0.3402	\$ 1.1841	\$ 0.0417	\$ 1.2258	\$ (0.1248)	\$ 0.2362	\$ 1.3372	\$ 1.3679	\$ (0.0307)
	FLAVORED REDUCED FAT MILK	GALLON	\$ 1.9864	\$ 0.2580	\$ 0.0176	\$ (0.1005)	\$ 1.3608	\$ 3.5223	\$ 0.1240	\$ 3.6463	\$ (0.4992)	\$ 0.9448	\$ 4.0919	\$ 4.0526
1/2 GALLON		\$ 0.9932	\$ 0.1837	\$ 0.0088	\$ (0.0303)	\$ 0.6804	\$ 1.8358	\$ 0.0646	\$ 1.9004	\$ (0.2496)	\$ 0.4724	\$ 2.1232	\$ 2.1052	\$ 0.0180
QUART		\$ 0.4966	\$ 0.2071	\$ 0.0044	\$ 0.0639	\$ 0.3402	\$ 1.1122	\$ 0.0391	\$ 1.1513	\$ (0.1248)	\$ 0.2362	\$ 1.2627	\$ 1.2433	\$ 0.0194
PINT		\$ 0.2483	\$ 0.1302	\$ 0.0022	\$ 0.0362	\$ 0.1701	\$ 0.5870	\$ 0.0207	\$ 0.6077	\$ (0.0624)	\$ 0.1181	\$ 0.6634	\$ 0.6578	\$ 0.0056
12 OUNCE		\$ 0.1862	\$ 0.0630	\$ 0.0017	\$ -	\$ 0.1276	\$ 0.3785	\$ 0.0133	\$ 0.3918	\$ (0.0468)	\$ 0.0886	\$ 0.4336	\$ 0.4292	\$ 0.0044
10 OUNCE		\$ 0.1552	\$ 0.0587	\$ 0.0014	\$ -	\$ 0.1063	\$ 0.3216	\$ 0.0113	\$ 0.3329	\$ (0.0390)	\$ 0.0738	\$ 0.3677	\$ 0.3641	\$ 0.0036
1/2 PINT		\$ 0.1242	\$ 0.0321	\$ 0.0011	\$ 0.0215	\$ 0.0851	\$ 0.2640	\$ 0.0093	\$ 0.2733	\$ (0.0312)	\$ 0.0591	\$ 0.3012	\$ 0.2969	\$ 0.0043
4 OUNCE		\$ 0.0621	\$ 0.0355	\$ 0.0006	\$ 0.0399	\$ 0.0425	\$ 0.1806	\$ 0.0064	\$ 0.1870	\$ (0.0156)	\$ 0.0295	\$ 0.2009	\$ 0.2010	\$ (0.0001)
Bulk per Quart		\$ 0.4966	\$ 0.0940	\$ 0.0044	\$ 0.0973	\$ 0.3402	\$ 1.0325	\$ 0.0363	\$ 1.0688	\$ (0.1248)	\$ 0.2362	\$ 1.1802	\$ 1.1967	\$ (0.0165)
FLAVORED NONFAT MILK		GALLON	\$ 1.5896	\$ 0.2580	\$ 0.0176	\$ (0.1005)	\$ 1.3608	\$ 3.1255	\$ 0.1100	\$ 3.2355	\$ (0.4992)	\$ 0.9448	\$ 3.6811	\$ 3.6924
	1/2 GALLON	\$ 0.7948	\$ 0.1837	\$ 0.0088	\$ (0.0303)	\$ 0.6804	\$ 1.6374	\$ 0.0576	\$ 1.6950	\$ (0.2496)	\$ 0.4724	\$ 1.9178	\$ 1.9251	\$ (0.0073)
	QUART	\$ 0.3974	\$ 0.2071	\$ 0.0044	\$ 0.0639	\$ 0.3402	\$ 1.0130	\$ 0.0357	\$ 1.0487	\$ (0.1248)	\$ 0.2362	\$ 1.1601	\$ 1.1532	\$ 0.0069
	PINT	\$ 0.1987	\$ 0.1302	\$ 0.0022	\$ 0.0362	\$ 0.1701	\$ 0.5374	\$ 0.0189	\$ 0.5563	\$ (0.0624)	\$ 0.1181	\$ 0.6120	\$ 0.6127	\$ (0.0007)
	12 OUNCE	\$ 0.1490	\$ 0.0630	\$ 0.0017	\$ -	\$ 0.1276	\$ 0.3413	\$ 0.0120	\$ 0.3533	\$ (0.0468)	\$ 0.0886	\$ 0.3951	\$ 0.3953	\$ (0.0002)
	10 OUNCE	\$ 0.1242	\$ 0.0587	\$ 0.0014	\$ -	\$ 0.1063	\$ 0.2906	\$ 0.0102	\$ 0.3008	\$ (0.0390)	\$ 0.0738	\$ 0.3356	\$ 0.3359	\$ (0.0003)
	1/2 PINT	\$ 0.0994	\$ 0.0321	\$ 0.0011	\$ 0.0215	\$ 0.0851	\$ 0.2392	\$ 0.0084	\$ 0.2476	\$ (0.0312)	\$ 0.0591	\$ 0.2755	\$ 0.2745	\$ 0.0010
	4 OUNCE	\$ 0.0497	\$ 0.0355	\$ 0.0006	\$ 0.0399	\$ 0.0425	\$ 0.1682	\$ 0.0059	\$ 0.1741	\$ (0.0156)	\$ 0.0295	\$ 0.1880	\$ 0.1897	\$ (0.0017)
	Bulk per Quart	\$ 0.3974	\$ 0.0940	\$ 0.0044	\$ 0.0973	\$ 0.3402	\$ 0.9333	\$ 0.0328	\$ 0.9661	\$ (0.1248)	\$ 0.2362	\$ 1.0775	\$ 1.1066	\$ (0.0291)
	BUTTERMILK	GALLON	\$ 2.8903	\$ 0.2580	\$ 0.0176	\$ (0.1005)	\$ 1.3608	\$ 4.4262	\$ 0.1558	\$ 4.5820	\$ (0.4992)	\$ 0.9448	\$ 5.0276	\$ 4.1145
1/2 GALLON		\$ 1.4451	\$ 0.1837	\$ 0.0088	\$ (0.0303)	\$ 0.6804	\$ 2.2877	\$ 0.0805	\$ 2.3682	\$ (0.2496)	\$ 0.4724	\$ 2.5910	\$ 2.1362	\$ 0.4548
QUART		\$ 0.7226	\$ 0.2071	\$ 0.0044	\$ 0.0639	\$ 0.3402	\$ 1.3382	\$ 0.0471	\$ 1.3853	\$ (0.1248)	\$ 0.2362	\$ 1.4967	\$ 1.2588	\$ 0.2379
PINT		\$ 0.3613	\$ 0.1302	\$ 0.0022	\$ 0.0362	\$ 0.1701	\$ 0.7000	\$ 0.0246	\$ 0.7246	\$ (0.0624)	\$ 0.1181	\$ 0.7803	\$ 0.6655	\$ 0.1148
12 OUNCE		\$ 0.2710	\$ 0.0630	\$ 0.0017	\$ -	\$ 0.1276	\$ 0.4633	\$ 0.0163	\$ 0.4796	\$ (0.0468)	\$ 0.0886	\$ 0.5214	\$ 0.4350	\$ 0.0864
10 OUNCE		\$ 0.2258	\$ 0.0587	\$ 0.0014	\$ -	\$ 0.1063	\$ 0.3922	\$ 0.0138	\$ 0.4060	\$ (0.0390)	\$ 0.0738	\$ 0.4408	\$ 0.3689	\$ 0.0719
1/2 PINT		\$ 0.1806	\$ 0.0321	\$ 0.0011	\$ 0.0215	\$ 0.0851	\$ 0.3204	\$ 0.0113	\$ 0.3317	\$ (0.0312)	\$ 0.0591	\$ 0.3596	\$ 0.3008	\$ 0.0588
4 OUNCE		\$ 0.0903	\$ 0.0355	\$ 0.0006	\$ 0.0399	\$ 0.0425	\$ 0.2088	\$ 0.0074	\$ 0.2162	\$ (0.0156)	\$ 0.0295	\$ 0.2301	\$ 0.2028	\$ 0.0273
Bulk per Quart		\$ 0.7226	\$ 0.0940	\$ 0.0044	\$ 0.0973	\$ 0.3402	\$ 1.2585	\$ 0.0443	\$ 1.3028	\$ (0.1248)	\$ 0.2362	\$ 1.4142	\$ 1.2122	\$ 0.2020

Footnote:
1, per O.G.O. A-972, also includes an adjustment for the 'Discount Effect' in the amount of +\$0.0018 per quart equivalent.

PENNSYLVANIA MILK BOARD
MILK MARKETING AREA 3

WHOLESALE PRICE BUILDUP
OCTOBER 2024 MILK PRICES

	A EX. 6	B EX. 3	C EXS. 7, 8 & 9 ⁽¹⁾	D EX. 10	E EX. 2	F (A+B+C+D+E)	G	H (F + G)	I	J	K (H + I + J)	L	M (K - L)	
Container Size	Milk Cost	Container Cost	Cost Update & Energy Add-On Adjustments	Container Efficiency Adjustment	Processing Cost	Average Delivered Cost	Profit at 3.40%	Price with Profit	Less: Average Delivery	Plus: High Cost Delivery	Proposed Wholesale Price	Current Wholesale Price	Increase (Decrease)	
EGG NOG	GALLON	\$ 7.0456	\$ 0.2580	\$ 0.0176	\$ (0.1005)	\$ 1.3608	\$ 8.5815	\$ 0.3020	\$ 8.8835	\$ (0.4992)	\$ 0.9448	\$ 9.3291	\$ 8.2887	\$ 1.0404
	1/2 GALLON	\$ 3.5228	\$ 0.1837	\$ 0.0088	\$ (0.0303)	\$ 0.6804	\$ 4.3654	\$ 0.1536	\$ 4.5190	\$ (0.2496)	\$ 0.4724	\$ 4.7418	\$ 4.2232	\$ 0.5186
	QUART	\$ 1.7614	\$ 0.2071	\$ 0.0044	\$ 0.0639	\$ 0.3402	\$ 2.3770	\$ 0.0837	\$ 2.4607	\$ (0.1248)	\$ 0.2362	\$ 2.5721	\$ 2.3023	\$ 0.2698
	PINT	\$ 0.8807	\$ 0.1302	\$ 0.0022	\$ 0.0362	\$ 0.1701	\$ 1.2194	\$ 0.0429	\$ 1.2623	\$ (0.0624)	\$ 0.1181	\$ 1.3180	\$ 1.1873	\$ 0.1307
	12 OUNCE	\$ 0.6605	\$ 0.0630	\$ 0.0017	\$ -	\$ 0.1276	\$ 0.8528	\$ 0.0300	\$ 0.8828	\$ (0.0468)	\$ 0.0886	\$ 0.9246	\$ 0.8263	\$ 0.0983
	10 OUNCE	\$ 0.5504	\$ 0.0587	\$ 0.0014	\$ -	\$ 0.1063	\$ 0.7168	\$ 0.0252	\$ 0.7420	\$ (0.0390)	\$ 0.0738	\$ 0.7768	\$ 0.6950	\$ 0.0818
	1/2 PINT	\$ 0.4404	\$ 0.0321	\$ 0.0011	\$ 0.0215	\$ 0.0851	\$ 0.5802	\$ 0.0204	\$ 0.6006	\$ (0.0312)	\$ 0.0591	\$ 0.6285	\$ 0.5618	\$ 0.0667
	4 OUNCE	\$ 0.2202	\$ 0.0355	\$ 0.0006	\$ 0.0399	\$ 0.0425	\$ 0.3387	\$ 0.0119	\$ 0.3506	\$ (0.0156)	\$ 0.0295	\$ 0.3645	\$ 0.3333	\$ 0.0312
	Bulk per Quart	\$ 1.7614	\$ 0.0940	\$ 0.0044	\$ 0.0973	\$ 0.3402	\$ 2.2973	\$ 0.0809	\$ 2.3782	\$ (0.1248)	\$ 0.2362	\$ 2.4896	\$ 2.2557	\$ 0.2339

Footnote:
1, per O.G.O. A-972, also includes an adjustment for the 'Discount Effect' in the amount of +\$0.0018 per quart equivalent.

PENNSYLVANIA MILK BOARD
MILK MARKETING AREA 3

RETAIL PRICE BUILDUP
OCTOBER 2024 PRICES

Container Size	A EX. 11	B	C	D	E (A+B+C+D)	F	G (E - F)
	Proposed Wholesale Price	Deepest Discount 15.00%	In-Store Handling	Store Profit 2.7%	Proposed Retail Price	Current Retail Price	Increase (Decrease)
STANDARD (WHOLE) MILK	GALLON	\$ 4.4482	\$ (0.6672)	\$ 0.5796	\$ 0.1210	\$ 4.48	\$ 4.49 \$ (0.01)
	1/2 GALLON	\$ 2.3014	\$ (0.3452)	\$ 0.3553	\$ 0.0641	\$ 2.38	\$ 2.38 \$ -
	QUART	\$ 1.3519	\$ (0.2028)	\$ 0.2549	\$ 0.0390	\$ 1.44	\$ 1.44 \$ -
	PINT	\$ 0.7079	\$ (0.1062)	\$ 0.2513	\$ 0.0237	\$ 0.88	\$ 0.88 \$ -
	12 OUNCE	\$ 0.4671	\$ (0.0701)	\$ 0.1885	\$ 0.0162	\$ 0.60	\$ 0.60 \$ -
	10 OUNCE	\$ 0.3956	\$ (0.0593)	\$ 0.1571	\$ 0.0137	\$ 0.51	\$ 0.51 \$ -
	1/2 PINT	\$ 0.3234	\$ (0.0485)	\$ 0.1339	\$ 0.0113	\$ 0.42	\$ 0.42 \$ -
	4 OUNCE	\$ 0.2119	\$ (0.0318)	\$ 0.0670	\$ 0.0069	\$ 0.25	\$ 0.26 \$ (0.01)
	Bulk per Quart	\$ 1.2694	\$ (0.1904)	\$ 0.2549	\$ 0.0370	\$ 1.37	\$ 1.40 \$ (0.03)
REDUCED FAT (2%) MILK	GALLON	\$ 4.0228	\$ (0.6034)	\$ 0.5796	\$ 0.1110	\$ 4.11	\$ 4.12 \$ (0.01)
	1/2 GALLON	\$ 2.0886	\$ (0.3133)	\$ 0.3553	\$ 0.0591	\$ 2.19	\$ 2.20 \$ (0.01)
	QUART	\$ 1.2455	\$ (0.1868)	\$ 0.2549	\$ 0.0365	\$ 1.35	\$ 1.35 \$ -
	PINT	\$ 0.6548	\$ (0.0982)	\$ 0.2513	\$ 0.0224	\$ 0.83	\$ 0.84 \$ (0.01)
	12 OUNCE	\$ 0.4272	\$ (0.0641)	\$ 0.1885	\$ 0.0153	\$ 0.57	\$ 0.57 \$ -
	10 OUNCE	\$ 0.3623	\$ (0.0543)	\$ 0.1571	\$ 0.0129	\$ 0.48	\$ 0.48 \$ -
	1/2 PINT	\$ 0.2968	\$ (0.0445)	\$ 0.1339	\$ 0.0107	\$ 0.40	\$ 0.40 \$ -
	4 OUNCE	\$ 0.1987	\$ (0.0298)	\$ 0.0670	\$ 0.0065	\$ 0.24	\$ 0.25 \$ (0.01)
	Bulk per Quart	\$ 1.1630	\$ (0.1745)	\$ 0.2549	\$ 0.0345	\$ 1.28	\$ 1.31 \$ (0.03)
LOW FAT (1%) MILK	GALLON	\$ 3.7113	\$ (0.5567)	\$ 0.5796	\$ 0.1036	\$ 3.84	\$ 3.84 \$ -
	1/2 GALLON	\$ 1.9329	\$ (0.2899)	\$ 0.3553	\$ 0.0555	\$ 2.05	\$ 2.06 \$ (0.01)
	QUART	\$ 1.1676	\$ (0.1751)	\$ 0.2549	\$ 0.0346	\$ 1.28	\$ 1.28 \$ -
	PINT	\$ 0.6158	\$ (0.0924)	\$ 0.2513	\$ 0.0215	\$ 0.80	\$ 0.80 \$ -
	12 OUNCE	\$ 0.3980	\$ (0.0597)	\$ 0.1885	\$ 0.0146	\$ 0.54	\$ 0.54 \$ -
	10 OUNCE	\$ 0.3380	\$ (0.0507)	\$ 0.1571	\$ 0.0123	\$ 0.46	\$ 0.46 \$ -
	1/2 PINT	\$ 0.2774	\$ (0.0416)	\$ 0.1339	\$ 0.0103	\$ 0.38	\$ 0.38 \$ -
	4 OUNCE	\$ 0.1890	\$ (0.0284)	\$ 0.0670	\$ 0.0063	\$ 0.23	\$ 0.24 \$ (0.01)
	Bulk per Quart	\$ 1.0851	\$ (0.1628)	\$ 0.2549	\$ 0.0327	\$ 1.21	\$ 1.24 \$ (0.03)
NON FAT (SKIM) MILK	GALLON	\$ 3.4534	\$ (0.5180)	\$ 0.5796	\$ 0.0975	\$ 3.61	\$ 3.62 \$ (0.01)
	1/2 GALLON	\$ 1.8040	\$ (0.2706)	\$ 0.3553	\$ 0.0524	\$ 1.94	\$ 1.95 \$ (0.01)
	QUART	\$ 1.1031	\$ (0.1655)	\$ 0.2549	\$ 0.0331	\$ 1.23	\$ 1.22 \$ 0.01
	PINT	\$ 0.5835	\$ (0.0875)	\$ 0.2513	\$ 0.0207	\$ 0.77	\$ 0.77 \$ -
	12 OUNCE	\$ 0.3738	\$ (0.0561)	\$ 0.1885	\$ 0.0140	\$ 0.52	\$ 0.52 \$ -
	10 OUNCE	\$ 0.3178	\$ (0.0477)	\$ 0.1571	\$ 0.0119	\$ 0.44	\$ 0.44 \$ -
	1/2 PINT	\$ 0.2612	\$ (0.0392)	\$ 0.1339	\$ 0.0099	\$ 0.37	\$ 0.37 \$ -
	4 OUNCE	\$ 0.1809	\$ (0.0271)	\$ 0.0670	\$ 0.0061	\$ 0.23	\$ 0.23 \$ -
	Bulk per Quart	\$ 1.0206	\$ (0.1531)	\$ 0.2549	\$ 0.0311	\$ 1.15	\$ 1.18 \$ (0.03)

PENNSYLVANIA MILK BOARD
MILK MARKETING AREA 3

RETAIL PRICE BUILDUP
OCTOBER 2024 PRICES

	A EX. 11	B	C	D	E (A+B+C+D)	F	G (E - F)
Container Size	Proposed Wholesale Price	Deepest Discount 15.00%	In-Store Handling	Store Profit 2.7%	Proposed Retail Price	Current Retail Price	Increase (Decrease)
FLAVORED MILK	GALLON	\$ 4.7196	\$ (0.7079)	\$ 0.5796	\$ 0.1274	\$ 4.72	\$ 4.75 \$ (0.03)
	1/2 GALLON	\$ 2.4371	\$ (0.3656)	\$ 0.3553	\$ 0.0673	\$ 2.49	\$ 2.51 \$ (0.02)
	QUART	\$ 1.4197	\$ (0.2130)	\$ 0.2549	\$ 0.0406	\$ 1.50	\$ 1.50 \$ -
	PINT	\$ 0.7418	\$ (0.1113)	\$ 0.2513	\$ 0.0245	\$ 0.91	\$ 0.91 \$ -
	12 OUNCE	\$ 0.4925	\$ (0.0739)	\$ 0.1885	\$ 0.0168	\$ 0.62	\$ 0.63 \$ (0.01)
	10 OUNCE	\$ 0.4168	\$ (0.0625)	\$ 0.1571	\$ 0.0142	\$ 0.53	\$ 0.53 \$ -
	1/2 PINT	\$ 0.3404	\$ (0.0511)	\$ 0.1339	\$ 0.0117	\$ 0.43	\$ 0.44 \$ (0.01)
	4 OUNCE	\$ 0.2204	\$ (0.0331)	\$ 0.0670	\$ 0.0071	\$ 0.26	\$ 0.26 \$ -
	Bulk per Quart	\$ 1.3372	\$ (0.2006)	\$ 0.2549	\$ 0.0386	\$ 1.43	\$ 1.46 \$ (0.03)
	FLAVORED REDUCED FAT MILK	GALLON	\$ 4.0919	\$ (0.6138)	\$ 0.5796	\$ 0.1126	\$ 4.17
1/2 GALLON		\$ 2.1232	\$ (0.3185)	\$ 0.3553	\$ 0.0599	\$ 2.22	\$ 2.21 \$ 0.01
QUART		\$ 1.2627	\$ (0.1894)	\$ 0.2549	\$ 0.0369	\$ 1.37	\$ 1.35 \$ 0.02
PINT		\$ 0.6634	\$ (0.0995)	\$ 0.2513	\$ 0.0226	\$ 0.84	\$ 0.84 \$ -
12 OUNCE		\$ 0.4336	\$ (0.0650)	\$ 0.1885	\$ 0.0155	\$ 0.57	\$ 0.57 \$ -
10 OUNCE		\$ 0.3677	\$ (0.0552)	\$ 0.1571	\$ 0.0130	\$ 0.48	\$ 0.48 \$ -
1/2 PINT		\$ 0.3012	\$ (0.0452)	\$ 0.1339	\$ 0.0108	\$ 0.40	\$ 0.40 \$ -
4 OUNCE		\$ 0.2009	\$ (0.0301)	\$ 0.0670	\$ 0.0066	\$ 0.24	\$ 0.25 \$ (0.01)
Bulk per Quart		\$ 1.1802	\$ (0.1770)	\$ 0.2549	\$ 0.0349	\$ 1.29	\$ 1.31 \$ (0.02)
FLAVORED NONFAT MILK		GALLON	\$ 3.6811	\$ (0.5522)	\$ 0.5796	\$ 0.1029	\$ 3.81
	1/2 GALLON	\$ 1.9178	\$ (0.2877)	\$ 0.3553	\$ 0.0551	\$ 2.04	\$ 2.06 \$ (0.02)
	QUART	\$ 1.1601	\$ (0.1740)	\$ 0.2549	\$ 0.0344	\$ 1.28	\$ 1.28 \$ -
	PINT	\$ 0.6120	\$ (0.0918)	\$ 0.2513	\$ 0.0214	\$ 0.79	\$ 0.80 \$ (0.01)
	12 OUNCE	\$ 0.3951	\$ (0.0593)	\$ 0.1885	\$ 0.0145	\$ 0.54	\$ 0.54 \$ -
	10 OUNCE	\$ 0.3356	\$ (0.0503)	\$ 0.1571	\$ 0.0123	\$ 0.45	\$ 0.46 \$ (0.01)
	1/2 PINT	\$ 0.2755	\$ (0.0413)	\$ 0.1339	\$ 0.0102	\$ 0.38	\$ 0.38 \$ -
	4 OUNCE	\$ 0.1880	\$ (0.0282)	\$ 0.0670	\$ 0.0063	\$ 0.23	\$ 0.24 \$ (0.01)
	Bulk per Quart	\$ 1.0775	\$ (0.1616)	\$ 0.2549	\$ 0.0325	\$ 1.20	\$ 1.24 \$ (0.04)
	BUTTERMILK	GALLON	\$ 5.0276	\$ (0.7541)	\$ 0.5796	\$ 0.1347	\$ 5.04
1/2 GALLON		\$ 2.5910	\$ (0.3887)	\$ 0.3553	\$ 0.0710	\$ 2.63	\$ 2.24 \$ 0.39
QUART		\$ 1.4967	\$ (0.2245)	\$ 0.2549	\$ 0.0424	\$ 1.57	\$ 1.37 \$ 0.20
PINT		\$ 0.7803	\$ (0.1170)	\$ 0.2513	\$ 0.0254	\$ 0.94	\$ 0.85 \$ 0.09
12 OUNCE		\$ 0.5214	\$ (0.0782)	\$ 0.1885	\$ 0.0175	\$ 0.65	\$ 0.58 \$ 0.07
10 OUNCE		\$ 0.4408	\$ (0.0661)	\$ 0.1571	\$ 0.0148	\$ 0.55	\$ 0.49 \$ 0.06
1/2 PINT		\$ 0.3596	\$ (0.0539)	\$ 0.1339	\$ 0.0122	\$ 0.45	\$ 0.40 \$ 0.05
4 OUNCE		\$ 0.2301	\$ (0.0345)	\$ 0.0670	\$ 0.0073	\$ 0.27	\$ 0.25 \$ 0.02
Bulk per Quart		\$ 1.4142	\$ (0.2121)	\$ 0.2549	\$ 0.0404	\$ 1.50	\$ 1.33 \$ 0.17

PENNSYLVANIA MILK BOARD
MILK MARKETING AREA 3

RETAIL PRICE BUILDUP
OCTOBER 2024 PRICES

Container Size	A EX. 11	B	C	D	E (A+B+C+D)	F	G (E - F)	
	Proposed Wholesale Price	Deepest Discount 15.00%	In-Store Handling	Store Profit 2.7%	Proposed Retail Price	Current Retail Price	Increase (Decrease)	
EGG NOG	GALLON	\$ 9.3291	\$ (1.3994)	\$ 0.5796	\$ 0.2361	\$ 9.34	\$ 8.30	\$ 1.04
	1/2 GALLON	\$ 4.7418	\$ (0.7113)	\$ 0.3553	\$ 0.1217	\$ 4.75	\$ 4.23	\$ 0.52
	QUART	\$ 2.5721	\$ (0.3858)	\$ 0.2549	\$ 0.0677	\$ 2.58	\$ 2.31	\$ 0.27
	PINT	\$ 1.3180	\$ (0.1977)	\$ 0.2513	\$ 0.0381	\$ 1.41	\$ 1.30	\$ 0.11
	12 OUNCE	\$ 0.9246	\$ (0.1387)	\$ 0.1885	\$ 0.0270	\$ 1.00	\$ 0.92	\$ 0.08
	10 OUNCE	\$ 0.7768	\$ (0.1165)	\$ 0.1571	\$ 0.0227	\$ 0.84	\$ 0.77	\$ 0.07
	1/2 PINT	\$ 0.6285	\$ (0.0943)	\$ 0.1339	\$ 0.0185	\$ 0.69	\$ 0.63	\$ 0.06
	4 OUNCE	\$ 0.3645	\$ (0.0547)	\$ 0.0670	\$ 0.0105	\$ 0.39	\$ 0.36	\$ 0.03
	Bulk per Quart	\$ 2.4896	\$ (0.3734)	\$ 0.2549	\$ 0.0658	\$ 2.50	\$ 2.27	\$ 0.23